

# Tunneling-assisted Spin-orbit Coupling in Bilayer Bose-Einstein Condensates

Qing Sun,<sup>1</sup> Lin Wen,<sup>2</sup> W.-M. Liu,<sup>3</sup> G. Juzeliūnas,<sup>4,\*</sup> and An-Chun Ji<sup>1,†</sup>

<sup>1</sup>*Department of Physics, Capital Normal University, Beijing 100048, China*

<sup>2</sup>*College of Physics and Electronic Engineering, Chongqing Normal University, Chongqing, 401331, China*

<sup>3</sup>*Beijing National Laboratory for Condensed Matter Physics,*

*Institute of Physics, Chinese Academy of Sciences, Beijing 100190, China*

<sup>4</sup>*Institute of Theoretical Physics and Astronomy,*

*Vilnius University, A. Goštauto 12, Vilnius 01108, Lithuania*

(Dated: January 9, 2022)

Motivated by a goal of realizing spin-orbit coupling (SOC) beyond one-dimension (1D), we propose and analyze a method to generate an effective 2D SOC in bilayer BECs with laser-assisted inter-layer tunneling. We show that an interplay between the inter-layer tunneling, SOC and intra-layer atomic interaction can give rise to diverse ground state configurations. In particular, the system undergoes a transition to a new type of stripe phase which spontaneously breaks the time-reversal symmetry. Different from the ordinary Rashba-type SOC, a fractionalized skyrmion lattice emerges spontaneously in the bilayer system without external traps. Furthermore, we predict the occurrence of a tetracritical point in the phase diagram of the bilayer BECs, where four different phases merge together. The origin of the emerging different phases is elucidated.

PACS numbers: 67.85.-d, 03.75.Mn, 05.30.Jp

## I. INTRODUCTION

The search for new exotic matter states [1, 2] and the study of phase transitions [3] are currently amongst the main issues in the condensed matter community. During the last few years these topics have gained an increasing interest for ultracold atomic gases [4–8] which represent the systems simulating many condensed matter phenomena. Recent experimental progress in the spin-orbit coupling (SOC) of degenerate atomic gases [9–13] has stimulated the theoretical studies of diverse new phases due to the SOC [8, 14–17], such as emergence of the stripe phase in atomic Bose-Einstein condensates (BECs) [18–22], or formation of unconventional bound states [23–26] and topological superfluidity [27] for atomic fermions. It was demonstrated that for the spin-orbit (SO) coupled BECs, the half-vortex (meron) ground states may develop in harmonic traps [28–32]. Such topological objects are of special interest for studying the nontrivial spin configurations in condensed matter physics [33–36]. The Rashba-like SOC has also been predicted for exciton-polaritons or cavity photons [37].

So far, only a special case of an equal weight of Rashba and Dresselhaus SOC representing the 1D SOC of the form  $\propto k_x \sigma_x$  (or  $\propto k_y \sigma_x$ ) can be realized experimentally [9–13], making the above rich physics inaccessible in experiments. There have been many proposals for generating 2D (3D) SOC for ultracold atoms [8, 38–48], but its experimental realization remains a challenge.

In this paper we propose a realistic way to generate an effective 2D SOC in bilayer BECs by combining cur-

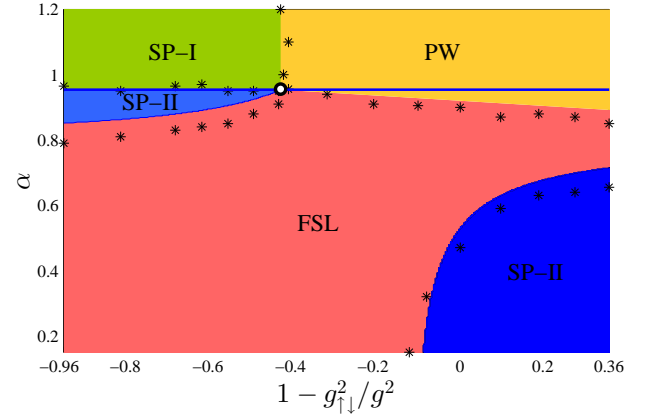


FIG. 1: (color online) Phase diagram of the system as a function of the dimensionless inter-layer tunneling  $\alpha \equiv J/E_\kappa$  ( $E_\kappa = \kappa^2/2$  with  $\kappa$  being the strength of SOC) and  $1 - g_{\uparrow\downarrow}^2/g^2$  ( $g_{\uparrow\downarrow}/g$  is relative atomic interaction). Here, the dimensionless intra-layer coupling is set to be  $\beta \equiv \Omega/E_\kappa = 0.3$ . The stars represent the phase boundaries determined from the numerical simulations. A tetracritical point (TP) marked by a circle occurs on the critical line  $\alpha^2 + \beta^2 = 1$  (the horizontal solid line). The colored regions are determined by variational calculations, denoting normal stripe (SP-I, green) and plane-wave (PW, yellow) phases, a new type of stripe phase (SP-II, blue), as well as a fractionalized skyrmion lattice (FSL, red) phase.

rent experimental techniques of intra-layer Raman transition [9–13] and inter-layer laser-assisted tunneling [49–52]. The atoms in each layer are affected by the 1D SOC in a different direction, along the  $\hat{x}$  and  $\hat{y}$  axis respectively. The chiral states of individual layers are then mixed by the laser-assisted inter-layer tunneling, effectively providing a 2D SOC with four minimum chiral states. Although the bilayer system bears the key prop-

\*Electronic address: gediminas.juzeliunas@tfai.vu.lt

†Electronic address: andrewjee@sina.com

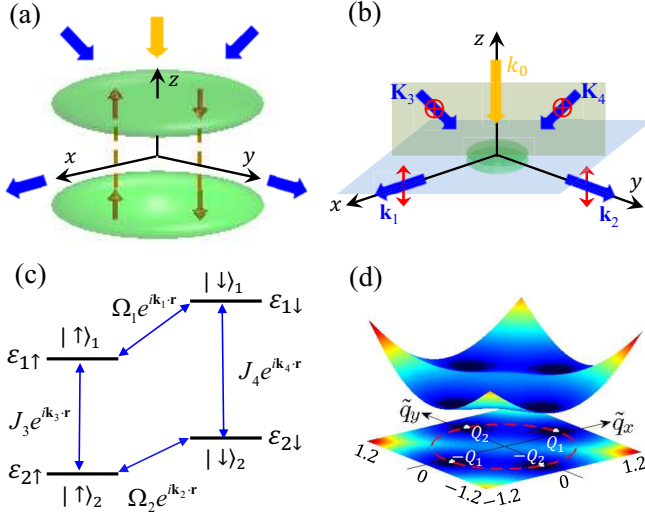


FIG. 2: (color online) (a) Schematic diagram of the bilayer system affected by a circular polarized laser field (marked in yellow) propagating along the quantization axis  $\hat{z}$ , as well as four linear polarized laser beams (marked in blue). The beams illuminate both layers containing the atoms characterized by two internal states  $\gamma = \uparrow, \downarrow$ . (b) Illustration of a specific laser configuration. The first and second blue laser beams are polarized linearly along the  $\hat{z}$ , and propagate along the  $\hat{x}$  or  $\hat{y}$  Cartesian axes. The polarizations and frequencies of the yellow and blue beams are chosen such that they selectively induce the Raman transition between the atomic internal states in one of the layers. The third and fourth laser blue beam are linearly polarized along the  $\hat{x} + \hat{y}$  direction, causing a selective laser-assisted tunnelling between the layers for atoms in a specific atomic internal state. (c) Schematic diagram of the intra-layer spin-flip transitions and inter-layer transitions for specific spin states. For each layer the Raman transitions are characterized by the coupling strength  $\Omega_{1,2}$  and the recoil momenta  $\mathbf{k}_{1,2}$  along the  $\hat{x}$  and  $\hat{y}$  axis respectively. The laser induced inter-layer tunneling is characterized by the effective strength  $J_{3,4}$  and the corresponding recoil momentum  $\mathbf{k}_{3,4}$  in the  $xy$  plane. (d) Spectrum of the single particle Hamiltonian  $\hat{H}_{\text{eff}}$ , Eq. (15), for the relative inter-layer tunneling  $\alpha \equiv J/E_\kappa = 0.6$  and intra-layer coupling  $\beta \equiv \Omega/E_\kappa = 0.3$ , measured in the units of the recoil energy  $E_\kappa = \kappa^2/2$  corresponding to the momentum  $\kappa = |\mathbf{k}_{1,2}|/2$ . In that case the lowest dispersion band has four degenerate minima at  $\pm \mathbf{Q}_1$  and  $\pm \mathbf{Q}_2$ , as demonstrated in the Appendix A.

erties of 2D SOC, it is not the ordinary 2D SOC of the Rashba or Dresselhaus type. This give rise to a diverse phase diagram with intriguing new matter states not encountered before.

Our main findings are summarized in Fig. 1. For a large inter-layer tunneling, the two layers are strongly coupled, so the usual stripe (SP-I) or plane-wave (PW) phases appear. For a moderate tunneling, the system develops a new type of the stripe phase (SP-II), which chooses spontaneously a pair of asymmetric wave vectors and breaks the time-reversal (TR) symmetry. Finally, a fractionalized skyrmion lattice (FSL) emerges spontaneously in the *ground state* of a *homogeneous* system for

a wide range of parameters. Such a spontaneous generation of skyrmions differs from other ways of their production, including thermal quenching [53], phase-imprinting [54, 55], as well as using trapped systems [28, 30–32].

Significantly, we demonstrate that a tetracritical point (TP) occurs among the four different phases. The TP is a fundamental aspect in phase transitions and has attracted a wide interest [56]. It was first found in anisotropic antiferromagnets [57, 58] but has never been predicted for ultracold atoms.

The paper is organized as follows. In the following Section we introduce the general formulation for the tunneling-assisted SOC and discuss the single-particle spectrum. Subsequently, in Sec. III, we present the calculational methods by including atomic interactions and analyze the many-body ground state configurations in the phase diagram. Finally in Sec. IV, we discuss some experimental related issues and present conclusions. Details of some derivations are presented in two Appendices.

## II. GENERAL FORMULATION OF SINGLE-BODY PROBLEM

### A. Bilayer system

The system under investigation is depicted in Fig. 2(a), where an atomic BEC is confined in a bilayer geometry. The atoms are characterized by two internal (quasi-spin) states labeled by the index  $\gamma = \uparrow, \downarrow$ . These can be, e.g., two magnetic sub-levels of the  $F = 1$  ground state manifold of the  $^{87}\text{Rb}$ -type alkali atoms [9] or a spin-singlet ground state and a long-lived spin triplet excited state of the alkaline-earth atoms [59]. In the following discussion, we shall concentrate on the former case. However, the results obtained can be applied also to other systems.

The atoms are trapped by a double-well like optical potential along the  $z$  direction, but their motion is not confined in the  $xy$  plane. The single-particle Hamiltonian is given by

$$\hat{H}_0 = \hat{H}_{\text{atom}} + \hat{H}_{\text{LIT}} + \hat{H}_{\text{LAT}}, \quad (1)$$

where the first term  $\hat{H}_{\text{atom}}$  corresponds to the unperturbed atomic motion, the other two terms being due to the laser induced intra-layer transitions (LIT) between the two atomic internal states, as well as the laser assisted tunneling (LAT) of atoms between two wells without changing an atomic internal state.

## B. Atomic Hamiltonian

The atomic Hamiltonian reads in the second quantized representation

$$\hat{H}_{\text{atom}} = \int d^2\mathbf{r} dz \sum_{\gamma=\uparrow,\downarrow} \hat{\psi}_{\gamma}^{\dagger}(\mathbf{r}, z) \left[ -\frac{\nabla_{\mathbf{r}}^2 + \nabla_z^2}{2} + V_{\text{op}}(z) \right] \hat{\psi}_{\gamma}(\mathbf{r}, z), \quad (2)$$

where  $\hat{\psi}_{\gamma}(\mathbf{r}, z)$  is an operator for annihilation of an atom positioned at  $\mathbf{R} = \mathbf{r} + \hat{z}z$  and in an internal state  $\gamma$ . Here  $\mathbf{r}$  is the 2D radius vector describing the atomic motion within a layer in the  $xy$  plane, and the coordinate  $z$  characterizes the inter-layer motion. Here also  $V_{\text{op}}$  is a double-well optical potential along the  $z$  axis. For instance, it can be taken to be a sum of two inverted Gaussians:  $V_{\text{op}}(z) = -V_0 e^{-(z-d/2)^2} - \eta V_0 e^{-(z+d/2)^2}$  [60], where  $V_0$  is a depth of the potential and  $\eta$  is an asymmetry parameter.

Assuming that the atoms are tightly confined in individual wells forming the asymmetric double-well, one can expand the field operator entering Eq. (2) as [61, 62]:

$$\hat{\psi}_{\gamma}(\mathbf{r}, z) = \hat{\psi}_{1\gamma}(\mathbf{r})\phi_1(z) + \hat{\psi}_{2\gamma}(\mathbf{r})\phi_2(z), \quad (3)$$

where  $\hat{\psi}_{j\gamma}(\mathbf{r})$  represents an operator for annihilation of an atom in the  $j$ -th layer and internal state  $\gamma$ . The functions  $\phi_{1,2}(z)$  describe two states localized at an individual layer for the atomic motion along the  $z$  axis. They can be constructed by taking a superposition of the symmetric  $\Phi_+$  and antisymmetric  $\Phi_-$  atomic eigenstates,  $\phi_{1,2}(z) = (\Phi_+ \pm \Phi_-)/\sqrt{2}$ , for a completely symmetric double-well system [62] corresponding to  $\eta = 1$  in  $V_{\text{op}}(z)$ . Such states are normalized and orthogonal to each other (analogous to the Wannier states in a periodic potential), and are characterized by the lowest energies  $\varepsilon_{j=1,2}$  of each well.

Using Eq. (3) for  $\hat{\psi}_{\gamma}(\mathbf{r}, z)$  and integrating over  $z$  in Eq. (2), the two-layer Hamiltonian takes the form

$$\hat{H}_{\text{atom}} = \int d^2\mathbf{r} \sum_{j=1,2;\gamma=\uparrow,\downarrow} \hat{\psi}_{j\gamma}^{\dagger}(\mathbf{r}) \left[ \frac{\mathbf{q}^2}{2} + \varepsilon_j \right] \hat{\psi}_{j\gamma}(\mathbf{r}). \quad (4)$$

where  $\mathbf{q} = -i\hbar\nabla_{\mathbf{r}}$  is the momentum operator for the atomic motion in the  $xy$  plane, and the lowest energy of atoms in each well is given by [62]

$$\varepsilon_j = \int dz \phi_j^*(z) \left[ -\frac{\nabla_z^2}{2} + V_{\text{op}}(z) \right] \phi_j(z). \quad (5)$$

Note that generally there should be a tunneling matrix element  $\mathcal{K} = \int dz \phi_1^*(z) \left[ -\frac{\nabla_z^2}{2} + V_{\text{op}}(z) \right] \phi_2(z)$  between two layers in Eq. (4). However, for a sufficiently asymmetric double-well potential [52, 63], the inter-layer coupling is small compared with energy mismatch between the wells. As a result, the direct inter-layer tunneling is inhibited and hence can be neglected. In this case, the wavefunctions  $\phi_{j=1,2}(z)$  localized on individual wells become

nearly true eigenstates of the full asymmetric double-well potential.

In the following, the double-well potential is assumed to be state-dependent:  $V_{\text{op}}(z) \equiv V_{\text{op}}^{(\gamma)}(z)$ . Thus one should replace the lowest energy  $\varepsilon_j$  by a state-dependent energy  $\varepsilon_{j\gamma}$  in Eq. (4). The state-dependence of the double-well potential can be implemented e.g. by making use of a Zeeman shift that varies along the  $\hat{z}$  axis due to the magnetic field gradient [64] or by additionally applying cross-polarized laser fields counter-propagating along the  $\hat{z}$  axis to yield a state-dependent optical lattice along that direction [65, 66].

## C. Atom-light interaction

Now, we turn to the atom-light interaction processes which induce both the intra-layer SOC and also inter-layer tunnelling. For this let us present a general Hamiltonian  $H_{\text{AL}}^{(\text{full})}$  for the atom-light coupling in an atomic hyperfine ground-state manifold described by the total spin operator  $\hat{\mathbf{F}}$ . It can be represented in terms of the scalar and vector light shifts [8, 65]:

$$H_{\text{AL}}^{(\text{full})} = u_s(\mathbf{E}^* \cdot \mathbf{E}) + \frac{i u_v g_F}{\hbar g_J} (\mathbf{E}^* \times \mathbf{E}) \cdot \hat{\mathbf{F}}, \quad (6)$$

where  $\mathbf{E}$  is a negative frequency part of the full electric field,  $u_s$  and  $u_v$  are the scalar and vector atomic polarizabilities with  $u_s \gg u_v$  for the detuning exceeding the fine-structure splitting of the excited electronic state. Here also  $g_J$  and  $g_F$  are the Landé g-factors for the electronic spin and the total angular momentum of the atom, respectively. In the case of the  $^{87}\text{Rb}$  atom we have  $g_F/g_J = -1/4$  for the lowest energy hyperfine manifold with  $F = 1$ .

Figures 2(a,b) illustrate a possible laser configuration implementing the required intra- and inter-layer coupling. As shown in Fig. 2(a), both layers are simultaneously illuminated by a circular polarized laser field (marked in yellow) propagating along the quantization axis  $\hat{z}$  with the electric field  $\mathbf{E}_0 \sim (\hat{x} + i\hat{y})e^{i(k_0 z - \omega_0 t)}$ , as well as by four linear polarized laser beams,  $\mathbf{E}_j$  with  $j = 1, 2, 3, 4$  (marked in blue).

### 1. Intra-layer transitions

The first and second blue laser beams ( $j = 1, 2$ ) take care of the intra-layer transitions. They are characterized by the electric field  $\mathbf{E}_j \sim \hat{z}e^{i[\mathbf{k}_j \cdot \mathbf{r} - (\omega_0 + \delta\omega_j)t]}$  polarized linearly along  $\hat{z}$ , and contain wave-vectors  $\mathbf{k}_1$  and  $\mathbf{k}_2$  oriented along the  $\hat{x}$  and  $\hat{y}$  Cartesian axes, respectively, see Fig. 2(b).

The frequencies of the fields  $\mathbf{E}_0$  and  $\mathbf{E}_j$  satisfy the two-photon resonance condition for the intra-layer transitions between the atomic internal states. Specifically we have:  $\delta\omega_j = \Delta_j$  with  $j = 1, 2$ , where  $\Delta_j \equiv \varepsilon_{j\downarrow} - \varepsilon_{j\uparrow}$  is the

energy of the Zeeman splitting between atomic internal states  $|m_F = -1\rangle \equiv |\downarrow\rangle$  and  $|m_F = 0\rangle \equiv |\uparrow\rangle$  in the  $j$ -th layer. Due to a sufficiently large quadratic Zeeman effect field, the  $|m_F = 1\rangle$  magnetic sublevel is out of the Raman resonance and hence can be ignored, like in the initial NIST experiment on the SOC for ultracold  $^{87}\text{Rb}$  gases [9]. Thus the field  $\mathbf{E}_0$  together with  $\mathbf{E}_j$  selectively induce the Raman transition between the atomic internal states  $|m_F = -1\rangle \equiv |\downarrow\rangle$  and  $|m_F = 0\rangle \equiv |\uparrow\rangle$  in  $j$ -th layer, as schematically depicted in Fig. 2(c). They are represented by the second term in Eq. (6) with  $\mathbf{E}_{1,2}^* \times \mathbf{E}_0 \sim (\hat{x} + i\hat{y})$ , which gives rise to atomic spin-flip transitions. In this way, the Hamiltonian describing the laser induced intra-layer transitions reads

$$\hat{H}_{\text{LIT}} = \int d^2\mathbf{r} \sum_{j=1,2} [\Omega_j e^{i\varphi_j} + c.c.] \hat{\psi}_{j\uparrow}^\dagger(\mathbf{r}) \hat{\psi}_{j\downarrow}(\mathbf{r}) + \text{H.c.}, \quad (7)$$

with  $\varphi_j = \mathbf{k}_j \cdot \mathbf{r} - \delta\omega_j t$ , where  $\Omega_j$  denotes the Rabi frequency of the Raman coupling. Since the the bilayer potential strongly confines the atomic motion in the  $xy$  plane, the out of plane recoil momentum  $-k_0\hat{z}$  is not important for the intra-layer transitions and hence does not show up in the Hamiltonian (7).

## 2. Inter-layer tunneling

The third and fourth (blue) laser beams are linearly polarized along the  $\hat{x} + \hat{y}$  direction with  $\mathbf{E}_{3,4} \sim (\hat{x} + \hat{y})e^{i[\mathbf{K}_{3,4} \cdot \mathbf{R} - (\omega_0 + \delta\omega_{3,4})t]}$ , where  $\mathbf{K}_{3,4} = \mathbf{k}_{3,4} + \hat{z}k_z$  are the 3D wave-vectors. Their in-plane components  $\mathbf{k}_3 = (\mathbf{k}_2 - \mathbf{k}_1)/2$  and  $\mathbf{k}_4 = (\mathbf{k}_1 - \mathbf{k}_2)/2$  match with the corresponding wave-vectors  $\mathbf{k}_1$  and  $\mathbf{k}_2$  for the intra-layer transitions. This yields a zero in-plane momentum transfer for the atomic transitions over the closed loop shown in Fig. 2(c):  $\mathbf{k}_1 - \mathbf{k}_2 + \mathbf{k}_3 - \mathbf{k}_4 = 0$ . Since the frequencies of all the laser beams inducing Raman transitions are very close to each other, we have  $|\mathbf{k}_1| \approx |\mathbf{k}_2| \approx |\mathbf{K}_3| \approx |\mathbf{K}_4| \approx |k_0|$ . Consequently the matching condition for the in-plane wave-vectors implies that  $k_z \approx \pm k_0/\sqrt{2}$ .

The fields  $\mathbf{E}_0$  and  $\mathbf{E}_{3,4}$  are not orthogonal to each other  $\mathbf{E}_{3,4} \cdot \mathbf{E}_0 \neq 0$ , and hence provide a scalar light shift represented by the first term in Eq. (6). It oscillates with the frequency  $\delta\omega_{3,4}$  and enables the inter-layer transitions [49–52]. The frequencies of the laser beams are assumed to satisfy the conditions of the two-photon inter-layer resonance,  $\delta\omega_3 = \Delta_\uparrow$  and  $\delta\omega_4 = \Delta_\downarrow$  for each internal state  $\gamma = \uparrow, \downarrow$ , where  $\Delta_\gamma \equiv \varepsilon_{1\gamma} - \varepsilon_{2\gamma}$ . This ensures a *selective laser-assisted tunnelling* between the layers for atoms in a specific atomic internal state, as schematically depicted in Fig. 2(c).

In this way, the Hamiltonian describing the laser-

assisted tunnelling is given by

$$\begin{aligned} \hat{H}_{\text{LAT}} = & \int d^2\mathbf{r} (J_3 e^{i\varphi_3} + c.c.) \hat{\psi}_{2\uparrow}^\dagger(\mathbf{r}) \hat{\psi}_{1\uparrow}(\mathbf{r}) + \text{H.c.} \\ & + \int d^2\mathbf{r} (J_4 e^{i\varphi_4} + c.c.) \hat{\psi}_{2\downarrow}^\dagger(\mathbf{r}) \hat{\psi}_{1\downarrow}(\mathbf{r}) + \text{H.c.}, \end{aligned} \quad (8)$$

where  $\varphi_{3,4} = \mathbf{k}_{3,4} \cdot \mathbf{r} - \delta\omega_{3,4}t$ . The strength of the inter-layer coupling  $J_{3,4} = \Omega_{3,4} \int dz \phi_2^*(z) \phi_1(z) e^{ik'_z z}$  depends on the Rabi frequency  $\Omega_{3,4}$  of the atom-light coupling, the overlap of the wave-functions  $\phi_1(z)$  and  $\phi_2(z)$  of individual wells, as well as the  $z$  component of the momentum transfer  $k'_z = k_z - k_0$ . The latter equals to  $k'_z = \pm k_0\sqrt{2}/2 - k_0$  depending on the sign of  $k_z = \pm k_0/\sqrt{2}$ .

As discussed in the paragraph following Eq. (3), the states localized on each layer  $\phi_1(z)$  and  $\phi_2(z)$  are the Wannier state analogs for the double well potential. These states are orthogonal, so it is the factor  $e^{ik'_z z}$  due to the momentum transfer along the tunnelling direction  $\hat{z}$  which makes the overlap integral  $J_{3,4}$  non-zero [51].

## D. Elimination of the spatial and temporal dependence of the Hamiltonian $\hat{H}_0$

To eliminate the spatial and temporal dependence in the single-particle Hamiltonian  $\hat{H}_0$ , we perform a unitary transformation  $\hat{U} = e^{-i\hat{S}}$ , with

$$\hat{S} = \int d^2\mathbf{r} \sum_{j=1,2; \gamma=\uparrow, \downarrow} (\varepsilon_{j\gamma} t + m_\gamma \mathbf{k}_j \cdot \mathbf{r}) \hat{\psi}_{j\gamma}^\dagger(\mathbf{r}) \hat{\psi}_{j\gamma}(\mathbf{r}), \quad (9)$$

where  $m_\uparrow = 1/2$  and  $m_\downarrow = -1/2$ . The Hamiltonian  $\hat{H}_0$  transforms to  $\hat{H}'_0 = \hat{U}^\dagger \hat{H}_0 \hat{U} - i\hbar \hat{U}^\dagger \partial_t \hat{U}$ , where the last term, due to the time-dependence of  $\hat{U}$ , eliminates the energies  $\varepsilon_{j\gamma}$  featured in the Hamiltonian  $\hat{H}_{\text{atom}}$ , Eq. (4). The transformed operators entering  $\hat{H}_{\text{LIT}}$  and  $\hat{H}_{\text{LAT}}$  acquire extra time- and position-dependent factors:  $\hat{U}^\dagger \hat{\psi}_{j\uparrow}^\dagger(\mathbf{r}) \hat{\psi}_{j\downarrow}(\mathbf{r}) \hat{U} = \hat{\psi}_{j\uparrow}^\dagger(\mathbf{r}) \hat{\psi}_{j\downarrow}(\mathbf{r}) e^{i[(\varepsilon_{j\downarrow} - \varepsilon_{j\uparrow})t - \mathbf{k}_j \cdot \mathbf{r}]}$  and  $\hat{U}^\dagger \hat{\psi}_{2\gamma}^\dagger(\mathbf{r}) \hat{\psi}_{1\gamma}(\mathbf{r}) \hat{U} = \hat{\psi}_{2\gamma}^\dagger(\mathbf{r}) \hat{\psi}_{1\gamma}(\mathbf{r}) e^{i[(\varepsilon_{1\gamma} - \varepsilon_{2\gamma})t + m_\gamma (\mathbf{k}_1 - \mathbf{k}_2) \cdot \mathbf{r}]}$ .

In what follows we use the resonance conditions for the intra- and inter-layer laser-induced transitions, and apply the rotating wave approximation to ignore the fast oscillating terms in the transformed Hamiltonian. This is legitimate if the inter- and intra-layer detunings exceed the corresponding transition matrix elements. As a result, one arrives at the following time- and position-independent single-particle Hamiltonian:

$$\hat{H}'_0 = \hat{H}'_{\text{atom}} + \hat{H}'_{\text{LIT}} + \hat{H}'_{\text{LAT}}, \quad (10)$$



with

$$\hat{H}'_{\text{atom}} = \int d^2\mathbf{r} \sum_{j=1,2;\gamma=\uparrow,\downarrow} \hat{\psi}_{j\gamma}^\dagger(\mathbf{r}) \frac{(\mathbf{q} + m_\gamma \mathbf{k}_j)^2}{2} \hat{\psi}_{j\gamma}(\mathbf{r}), \quad (11)$$

$$\hat{H}'_{\text{LIT}} = \int d^2\mathbf{r} \sum_{j=1,2} \Omega_j \hat{\psi}_{j\uparrow}^\dagger(\mathbf{r}) \hat{\psi}_{j\downarrow}(\mathbf{r}) + \text{H.c.}, \quad (12)$$

and

$$\hat{H}'_{\text{LAT}} = \int d^2\mathbf{r} \sum_{\gamma=\uparrow,\downarrow} J_\gamma \hat{\psi}_{2\gamma}^\dagger(\mathbf{r}) \hat{\psi}_{1\gamma}(\mathbf{r}) + \text{H.c.} \quad (13)$$

Here we have made use of the matching condition for in-plane wave-vectors:  $\mathbf{k}_\gamma = m_\gamma (\mathbf{k}_2 - \mathbf{k}_1)$ , with  $\gamma = \uparrow, \downarrow$ ,  $\mathbf{k}_\uparrow \equiv \mathbf{k}_3$  and  $\mathbf{k}_\downarrow \equiv \mathbf{k}_4$ . This enables us to remove the position-dependent phase factors  $e^{i[\mathbf{k}_\gamma \cdot \mathbf{r} + m_\gamma (\mathbf{k}_1 - \mathbf{k}_2) \cdot \mathbf{r}]}$  in Eq. (13) for  $\hat{H}'_{\text{LAT}}$ . In Eq. (13) we have also rewritten  $J_{3,4}$  as  $J_{\uparrow,\downarrow}$ . In general,  $\Omega_j$  and  $J_\gamma$  are independent complex variables with tunable relative phases. In what follows we take them to be real. In that case one needs to stabilise properly the phases of the laser beams inducing the atomic inter-layer tunnelling and intra-layer transitions. The phase stabilisation is experimentally challenging but feasible; it has been done in a recent experiment on the two-component slow light [67].

It is convenient to introduce two-component row and column bosonic field operators for creation and annihilation of an atom in the  $j$ -th layer:  $\hat{\psi}_j^\dagger(\mathbf{r}) = [\hat{\psi}_{j\uparrow}^\dagger(\mathbf{r}), \hat{\psi}_{j\downarrow}^\dagger(\mathbf{r})]$  and  $\hat{\psi}_j(\mathbf{r}) = [\hat{\psi}_{j\uparrow}(\mathbf{r}), \hat{\psi}_{j\downarrow}(\mathbf{r})]^T$ . Omitting a constant term, the full single particle Hamiltonian (10) can then be represented as

$$\begin{aligned} \hat{H}'_0 = & \int d^2\mathbf{r} \sum_{j=1,2} \hat{\psi}_j^\dagger(\mathbf{r}) \left[ \frac{\mathbf{q}^2 + \mathbf{q} \cdot \mathbf{k}_j \sigma_z}{2m} + \Omega_j \sigma_x \right] \hat{\psi}_j(\mathbf{r}) \\ & + \int d^2\mathbf{r} \sum_{\gamma=\uparrow,\downarrow} \left( J_\gamma \hat{\psi}_{1\gamma}^\dagger(\mathbf{r}) \hat{\psi}_{2\gamma}(\mathbf{r}) + \text{H.c.} \right). \end{aligned} \quad (14)$$

We assume that the coupling strengths are state- and site-independent ( $J_\gamma = J$  and  $\Omega_j = \Omega$ ). Since the wave-vectors  $\mathbf{k}_1$  and  $\mathbf{k}_2$  are oriented along the  $\hat{x}$  and  $\hat{y}$  Cartesian axes, the SOC in each layer is along these directions:  $\mathbf{q} \cdot \mathbf{k}_j = q_j k_j = 2q_j \kappa_j$ , with  $q_1 = q_x$  and  $q_2 = q_y$ . Here  $\kappa_j = |\mathbf{k}_j|/2 \approx |k_0|/2 \equiv \kappa$  denotes the strength of the SOC which is the same for both layers  $j = 1, 2$ . Interchanging the spin operators,  $\sigma_x \rightarrow -\sigma_z$  and  $\sigma_z \rightarrow \sigma_x$ , one arrives at the effective single-particle second-quantized Hamiltonian

$$\begin{aligned} \hat{H}_{\text{eff}} = & \int d^2\mathbf{r} \sum_{j=1,2} \hat{\psi}_j^\dagger(\mathbf{r}) \left[ \frac{\mathbf{q}^2}{2} + \kappa q_j \sigma_x - \Omega \sigma_z \right] \hat{\psi}_j(\mathbf{r}) \\ & + J \int d^2\mathbf{r} \sum_{\gamma=\uparrow,\downarrow} \left( \hat{\psi}_{1\gamma}^\dagger(\mathbf{r}) \hat{\psi}_{2\gamma}(\mathbf{r}) + \text{H.c.} \right). \end{aligned} \quad (15)$$

Finally we define the dimensionless momentum  $\tilde{\mathbf{q}} \equiv \mathbf{q}/\kappa$ , the dimensionless energies of the intra-layer coupling  $\beta \equiv \Omega/E_\kappa$  as well as the inter-layer tunneling  $\alpha \equiv J/E_\kappa$  measured in the units of the energy  $E_\kappa = \kappa^2/2$ .

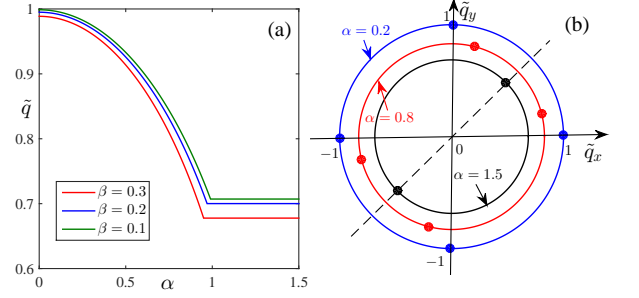


FIG. 3: (color online) (a) The momentum evolution of the single particle ground state with the interlayer tunneling  $\alpha$  for fixed intra-layer coupling  $\beta$ . (b) Energy minima (denoted by solid circles) of the single particle ground state in the plane of the dimensionless momentum  $(\tilde{q}_x, \tilde{q}_y)$  for  $\beta = 0.1$  and different values of the interlayer tunneling  $\alpha$ . Note that for each  $\alpha$  all the energy minima are situated on the same circle with a radius  $\tilde{q}$ .

## E. Single-Particle Spectrum

For bosonic systems, the single-particle states play an important role in determining the ground state configurations. In Appendix A, we introduce a single spinor  $\hat{\Psi}(\mathbf{r}) = [\hat{\psi}_{1\uparrow}(\mathbf{r}), \hat{\psi}_{1\downarrow}(\mathbf{r}), \hat{\psi}_{2\uparrow}(\mathbf{r}), \hat{\psi}_{2\downarrow}(\mathbf{r})]^T$  to treat the double layer. In the four-component basis, the single-particle spectrum possesses four branches, and here we are interested in the lowest branch of energy spectrum, as depicted in Fig. 2(d). First for  $\alpha = 0$ , the two layers are decoupled, and there are two pairs of degenerate energy minima along the  $\tilde{q}_x$  and  $\tilde{q}_y$  directions, respectively. Then, by increasing  $\alpha$ , the inter-layer tunneling couples the two pairs of minima together, resulting in the four minimum chiral states at  $\pm \mathbf{Q}_1 = \pm(\tilde{q}_0^+, \tilde{q}_0^-)$  and  $\pm \mathbf{Q}_2 = \pm(\tilde{q}_0^-, \tilde{q}_0^+)$ , where  $\tilde{q}_0^\pm = \frac{1}{2}(\sqrt{Q_0^2 + \alpha^2/2} \pm \sqrt{Q_0^2 - \alpha^2/2})$ , with  $Q_0 = |\mathbf{Q}_{1,2}|$  satisfying a nonlinear equation given by Eq. (A13) in Appendix A. The four energy minima are located on the same circle with a radius  $\tilde{q}$  and satisfy a reflection symmetry upon the diagonal axis in the  $\tilde{q}_x$ - $\tilde{q}_y$  plane. When the dimensionless inter-layer coupling  $\alpha$  is increased, the momentum of the single-particle ground state decreases monotonically as shown in Fig. 3(a). In particular, above the critical line with  $\alpha^2 + \beta^2 = 1$ , the energy minima of the chiral states converge to  $\pm \mathbf{Q}$ , with  $\mathbf{Q} = \sqrt{1 - \beta^2}(1/2, 1/2)$  situated on the diagonal axis as shown in Fig. 3(b). In this case, for strong intra-layer coupling  $\beta \geq 1$ , the minima shrink to a single point at  $\mathbf{Q} = \mathbf{0}$ .

### III. MANY-BODY GROUND STATES

#### A. Calculational Methods

Since the interaction between the atoms is short ranged, it is much stronger for the atoms situated at the same layer than at different layers of the bilayer BEC. Neglecting the inter-layer interaction, the second-quantized Hamiltonian describing the atom-atom interaction reads

$$\hat{H}_{\text{int}} = \int d^2\mathbf{r} \sum_{j=1,2} \left( \frac{g_{\uparrow}}{2} \hat{n}_{j\uparrow}^2 + \frac{g_{\downarrow}}{2} \hat{n}_{j\downarrow}^2 + g_{\uparrow\downarrow} \hat{n}_{j\uparrow} \hat{n}_{j\downarrow} \right), \quad (16)$$

where  $g_{\uparrow}$  and  $g_{\downarrow}$  are the strengths of the interaction between the atoms in the same internal (quasi-spin) states,  $g_{\uparrow\downarrow}$  is the corresponding interaction strength for the atoms in different internal states,  $\hat{n}_{j\gamma} = \hat{\psi}_{j\gamma}^\dagger \hat{\psi}_{j\gamma}$  being the operator for the atomic density in the  $j$ -th layer and the internal state  $\gamma = \uparrow, \downarrow$ . We shall first assume the symmetric intra-species interaction with  $g_{\uparrow, \downarrow} = g$ . In this paper, we consider a weakly interacting case so that the quantum fluctuations can be neglected legitimately [68]. Under the mean-field level, the zero-temperature ground-state structures can then be investigated by numerically solving the mean-field Gross-Pitaevskii (G-P) equation for the two-component wave-function (vector order parameter) of the condensate  $\psi_{j\gamma} \equiv \langle \hat{\psi}_{j\gamma} \rangle$ . The G-P energy functional reads  $\mathcal{E}[\bar{\psi}_{j\gamma}, \psi_{j\gamma}] = \langle \hat{H}_{\text{eff}} + \hat{H}_{\text{int}} \rangle$ , giving

$$\begin{aligned} \mathcal{E}[\bar{\psi}_{j\gamma}, \psi_{j\gamma}] = & \int d^2\mathbf{r} \left[ \sum_{j,\gamma} \bar{\psi}_{j\gamma} \left( -\frac{1}{2} \nabla^2 + \frac{1}{2} \omega^2 r^2 \right) \psi_{j\gamma} \right. \\ & + J \sum_{\gamma} (\bar{\psi}_{1\gamma} \psi_{2\gamma} + \bar{\psi}_{2\gamma} \psi_{1\gamma}) - i\kappa (\bar{\psi}_{1\uparrow} \partial_x \psi_{1\downarrow} + \bar{\psi}_{1\downarrow} \partial_x \psi_{1\uparrow} \\ & + \bar{\psi}_{2\uparrow} \partial_y \psi_{2\downarrow} + \bar{\psi}_{2\downarrow} \partial_y \psi_{2\uparrow}) + \sum_j \Omega (|\psi_{j\uparrow}|^2 - |\psi_{j\downarrow}|^2) \\ & \left. + \sum_j \left( \frac{g_{\uparrow}}{2} |\psi_{j\uparrow}|^4 + \frac{g_{\downarrow}}{2} |\psi_{j\downarrow}|^4 + g_{\uparrow\downarrow} |\psi_{j\uparrow}|^2 |\psi_{j\downarrow}|^2 \right) \right], \quad (17) \end{aligned}$$

where we have taken the BEC wave function to be normalized to the unity:  $\int d^2\mathbf{r} \sum_{j,\gamma} |\psi_{j\gamma}(\mathbf{r})|^2 = 1$ . This has been carried out via the substitution  $\psi_{j\gamma} \rightarrow \sqrt{N} \psi_{j\gamma}$  which implies rescaling of the interaction strengths  $g_{\uparrow\downarrow} \rightarrow N g_{\uparrow\downarrow}$ ,  $g_{\uparrow} \rightarrow N g_{\uparrow}$  and  $g_{\downarrow} \rightarrow N g_{\downarrow}$ , where  $N$  is the total number of atoms. To deal with the BEC confined in a finite area, in Eq. (17) we have included a sufficiently weak harmonic trapping potential with a frequency  $\omega$  much smaller than the SOC frequency  $E_{\kappa}$ .

By minimizing Eq. (17) via the imaginary time evolution method, we have derived various phases as shown by the stars in Fig. 1. To reveal the underlying physics of the phases, let us explore whether it is possible for the bilayer atoms to condense simultaneously at two pairs of wave vectors  $\pm \mathbf{Q}_1$  and  $\pm \mathbf{Q}_2$ . First we note that the

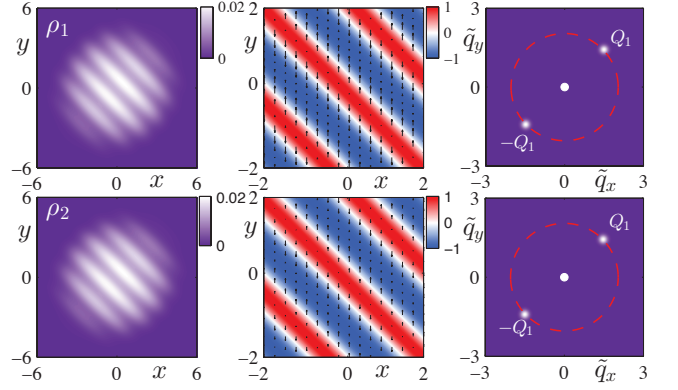


FIG. 4: (color online) Total density profiles  $\rho_j$  (left), spin textures  $\mathbf{S}_j$  (middle), and the corresponding momentum distributions (right) in the first (up) and second (bottom) layer for normal SP-I phase with  $\alpha = 1.1$  and  $g_{\uparrow\downarrow}/g = 1.3$ . The color in the spin textures indicates the magnitude of  $S_{jz}$ .

triangular lattice phases have been found for a trapped spin-1/2 BEC with Rashba-type SOC [28, 29]. Furthermore, the triangular and square lattice phases have also been observed for a spin-2 BEC [69]. Yet, for a spin-1/2 BEC in a 2D homogeneous system, the ground states are found to be plane wave or stripe phases comprised of a single wave vector or a pair of wave vectors, and it is hard to form the ground state which involves an interference of more than one pair of wave vectors [18]. Even if a square lattice is added to break the translational symmetry leading to the four minimum chiral states, the G-P ground states still favor the normal stripe phase [70]. This is because in a 2D Rashba-type system without external traps, a state with more than one pair of wave vectors has a non-uniform density modulation and is energetically unfavorable.

However, in the proposed bilayer system where only atoms situated in the same layer attract repulsively, it is energetically more favorable to delocalize the atoms in both layers. In this case, a competition of the intra-layer atomic interactions and inter-layer tunneling may couple the four minimum energy states in a different manner and lead to a number of new phases.

To study a possible formation of interfering multi-wave ground states, we take the following Ansatz  $\psi_G \equiv \langle \hat{\Psi} \rangle = a_{1+} \psi_{+\mathbf{Q}_1} + a_{1-} \psi_{-\mathbf{Q}_1} + a_{2+} \psi_{+\mathbf{Q}_2} + a_{2-} \psi_{-\mathbf{Q}_2}$ . Here  $\psi_{\pm \mathbf{Q}_{1,2}} \equiv \phi_{\pm \mathbf{Q}_{1,2}} e^{\pm i \mathbf{Q}_{1,2} \cdot \mathbf{r}}$  denote the four-component eigen-functions corresponding to four degenerate energy minima [given by Eq. (A14) in the Appendix A], and  $a_{1\pm}$ ,  $a_{2\pm}$  are complex amplitudes satisfying the normalization condition. The corresponding variational interacting en-

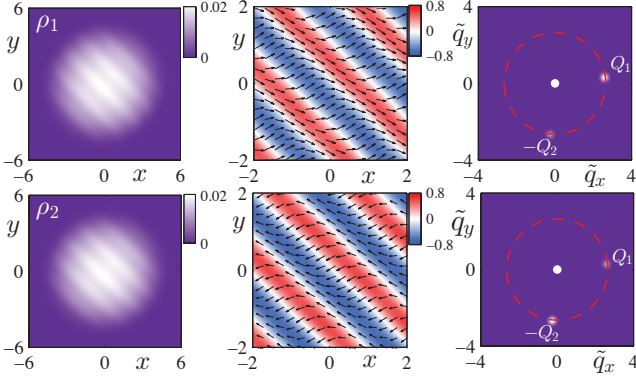


FIG. 5: (color online) Total density profiles  $\rho_j$  (left), spin textures  $\mathbf{S}_j$  (middle), and the corresponding momentum distributions (right) in the first (up) and second (bottom) layer for the SP-II phase with  $\alpha = 0.5$  and  $g_{\uparrow\downarrow}/g = 0.9$ . The color in the spin textures indicates the magnitude of  $S_{jz}$ .

ergy functional  $\mathcal{E}[a_{1\pm}, a_{2\pm}] = \langle \hat{H}_{\text{int}} \rangle$  reads

$$\begin{aligned} \mathcal{E}[a_{1\pm}, a_{2\pm}] &= C_1 \sum_{\pm} \sum_{j=1,2} |a_{j\pm}|^4 + C_2 \sum_{\pm} \sum_{i \neq j} |a_{i\pm}|^2 |a_{j\pm}|^2 \\ &+ C_3 \sum_{\pm} \sum_{i \neq j} |a_{i\pm}|^2 |a_{j\mp}|^2 + C_4 \sum_{\pm} \sum_{j=1,2} |a_{j\pm}|^2 |a_{j\mp}|^2 \\ &- 2|C_5| |a_{1+} a_{1-} a_{2+} a_{2-}|, \end{aligned} \quad (18)$$

where the coefficients  $C_{1-5}$  are presented in the Appendix B. By minimizing the energy  $\mathcal{E}[a_{1\pm}, a_{2\pm}]$ , we find that all the emerging phases predicted by the numerical simulations of G-P equations can be identified by the variational results as shown by the colored regions in Fig. 1. This provides a deeper insight into the nature of the ground state configurations analyzed in the following Subsection.

## B. Results

*SP-I phase.*— For a large tunneling where  $\alpha^2 + \beta^2 > 1$ , the two layers are strongly coupled, so that the bilayer behaves like a single layer with the 1D SOC oriented along the diagonal axis. In this case the single-particle Hamiltonian (15) yields a pair of degenerate ground eigenstates with wave vectors  $\pm \mathbf{Q}$ . Across a critical value of  $g_{\uparrow\downarrow}/g$ , the condensate transits from the PW with a single wave vector to the normal SP-I phase, which is characterized by the wave function involving two wave-vectors  $\frac{1}{\sqrt{2}}\phi_+ \mathbf{Q} e^{i\mathbf{Q}\cdot\mathbf{r}} + \frac{1}{\sqrt{2}}\phi_- \mathbf{Q} e^{-i\mathbf{Q}\cdot\mathbf{r}}$ . In Fig. 4 we see that, due to the nonvanishing intra-layer coupling  $\beta$ , the total density  $\rho_j(\mathbf{r}) = |\psi_{j\uparrow}(\mathbf{r})|^2 + |\psi_{j\downarrow}(\mathbf{r})|^2$  in each layer modulates for the SP-I phase [71].

One can define the spin texture for each layer. For this purpose, let us introduce a normalized two-component spinor  $\chi_j(\mathbf{r}) = [\chi_{j\uparrow}(\mathbf{r}), \chi_{j\downarrow}(\mathbf{r})]^T = [|\chi_{j\uparrow}|e^{i\theta_{j\uparrow}}, |\chi_{j\downarrow}|e^{i\theta_{j\downarrow}}]^T$  and decompose the wave function  $\psi_j(\mathbf{r})$  as  $\psi_j(\mathbf{r}) =$

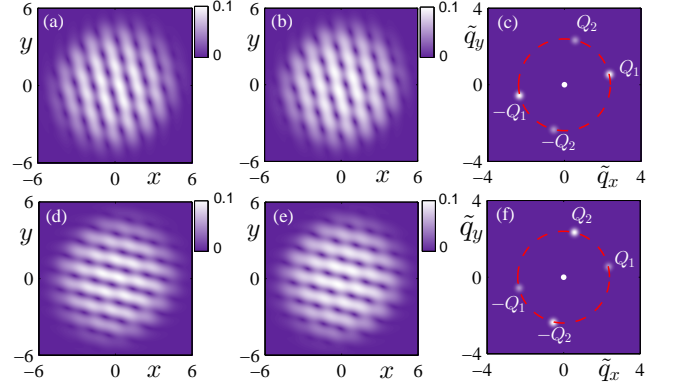


FIG. 6: (color online) Numerical density profiles of (a,d)  $|\psi_{j\uparrow}(\mathbf{r})|$  and (b,e)  $|\psi_{j\downarrow}(\mathbf{r})|$  for the FSL phase in each layer ( $\alpha = 0.8$ ,  $g_{\uparrow\downarrow}/g = 1.05$ ). (c,f) The corresponding momentum distributions of first and second layer.

$\sqrt{\rho_j(\mathbf{r})}\chi_j(\mathbf{r})$ , where  $\chi_j$  satisfies  $|\chi_{j\uparrow}|^2 + |\chi_{j\downarrow}|^2 = 1$  [72]. The spin texture can be represented by a vector  $\mathbf{S}_j = (2|\chi_{j\uparrow}||\chi_{j\downarrow}|\cos(\theta_{j\uparrow} - \theta_{j\downarrow}), -2|\chi_{j\uparrow}||\chi_{j\downarrow}|\sin(\theta_{j\uparrow} - \theta_{j\downarrow}), |\chi_{j\uparrow}|^2 - |\chi_{j\downarrow}|^2)$ . It can be seen that the density modulation are accompanied by the spin stripes with a similar modulation, as depicted in Fig. 4.

*SP-II phase.*— Next, we discuss the parameter region  $\alpha^2 + \beta^2 < 1$ . Here the inter-layer tunneling mixes the states belonging to different layers in a more sophisticated way, so various nontrivial ground state configurations may appear. In Fig. 5 we show the numerical results of the total density profiles, spin textures and the corresponding momentum distributions for a new type of the stripe phase (SP-II). At first sight, it appears that the density profile of SP-II is similar to that of the normal SP-I. However, when we turn to the momentum space, the two types of the stripe phases differ dramatically. For the SP-I, the momentum distribution in each layer comprises a pair of opposite wave vectors  $\pm \mathbf{Q}$  which conserve the TR symmetry. Intriguingly, we find that although the ground state wave function of SP-II remains a superposition of two wave vectors, the comprising wave vectors are neither  $\pm \mathbf{Q}_1$  nor  $\pm \mathbf{Q}_2$ . Instead, the SP-II becomes a superposition of the waves with  $\mathbf{Q}_1$  and  $-\mathbf{Q}_2$ , spontaneously breaking the TR symmetry. In the momentum representation, the SP-II phase atoms are predominantly located at  $\mathbf{Q}_1$  (in the  $\hat{x}$ -direction) in one layer, whereas in another layer they are concentrated at  $-\mathbf{Q}_2$ , along the  $\hat{y}$ -direction. Moreover, the resulting spin texture of SP-II phase exhibits a chiral spin helix as shown in Fig. 5.

*FSL phase.*— Beyond the SP-II, another distinctive feature in Fig. 1 is that a fractionalized skyrmion lattice (FSL) emerges in the ground state. In Fig. 6, a vortex lattice structure can be seen in the density profiles of each spin component. The lattices of both spin components interlace mutually, forming a coreless structure in each layer. Most notably, the momentum distributions display two pairs of TR invariant momenta, as shown in Fig. 6(c,f). The atoms in each layer tend to be mainly lo-

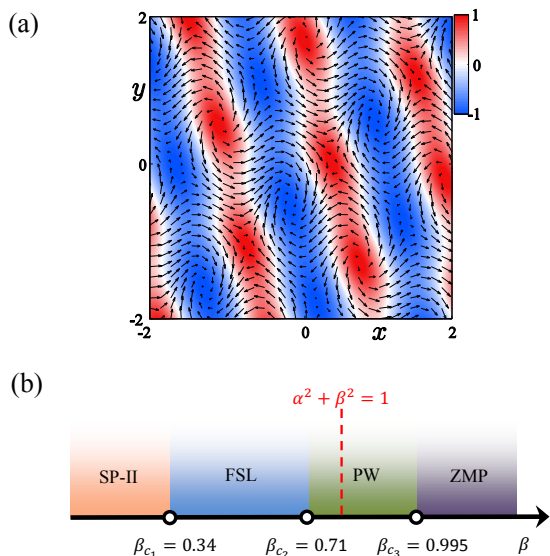


FIG. 7: (color online) (a) Spin texture of the up layer for the FSL phase represented in Fig. 6. The color in the spin texture indicates the magnitude of  $S_{1z}$ . (b) Phase transitions as a function of the intra-layer coupling  $\beta$ , where the inter-layer tunneling is fixed by  $\alpha = 0.6$ , and  $g_{\uparrow\downarrow}/g = 0.9$ .

cated at  $\pm\mathbf{Q}_1$  and  $\pm\mathbf{Q}_2$ , respectively, to make the energy favorable. This indicates that the underlying mechanism of the vortex lattices arises from the four-wave interference with a nontrivial phase structure. Fig. 7(a) shows the spin texture of the upper layer (the lower layer yields the analogous results), where one can see clearly a lattice of skyrmions and antiskyrmions interlacing with each other.

To further characterize this state, let us calculate the topological charge  $Q_j = \int_{\text{unit cell}} d^2\mathbf{r} q_j(\mathbf{r})$  for  $j$ -th layer, where the topological density is given by  $q_j(\mathbf{r}) = \frac{1}{8\pi} \epsilon^{\mu\nu} \mathbf{S}_j \cdot \partial_\mu \mathbf{S}_j \times \partial_\nu \mathbf{S}_j$ . Note that, the limits of integration in the topological charge  $Q_j$  are defined over the unit cell of the lattice. However, since the boundary between a skyrmion and antiskyrmion is hard to be explicitly discriminated, the integral only approximately equals to a half integer. In practice, one may integrate over the whole area of the system and find that the total topological charge  $Q_j^T = \int_{\text{whole}} d^2\mathbf{r} q_j(\mathbf{r})$  vanishes. On the other hand, we compute the integral of the absolute value of the topological density  $Q_j^{T'} = \int_{\text{whole}} d^2\mathbf{r} |q_j(\mathbf{r})|$ . This yields an integer  $I_j$ . Then, by counting the total number  $N_j$  of the topological defects, we obtain the topological charge of the interlacing skyrmion and antiskyrmion,  $Q_j = \pm I_j/N_j = \pm 1/2$  [53, 73]. This confirms the formation of a FSL, an intriguing topological ground state emerging in such a homogeneous system. It should be noted that the FSL phase cannot exist along the  $\alpha = 0$  line in the phase diagram of Fig. 1. In that case the two layers are decoupled, each of them having two degenerate energy minima in different ( $\hat{x}$  or  $\hat{y}$ ) directions.

*Phase diagram and TP.*—When the inter-layer tunnel-

ing is tuned to  $\alpha^2 + \beta^2 = 1$ , a TP may occur on the critical line marked by a circle in Fig. 1. Indeed, starting from the SP-I phase and decreasing  $\alpha$ , the system would first transit across the critical line to the SP-II before entering into the FSL phase. On the other hand, the PW phase extends into the region below the critical line and transits to the FSL directly. Therefore, the TP occurs among the four different phases. This can also be clearly demonstrated in the variational phase diagram.

Having studied the  $\alpha - g_{\uparrow\downarrow}/g$  phase diagram, we next discuss the effects of the intra-layer coupling  $\beta$  which can be varied conveniently in experiments. For this purpose, we take the parameters  $\alpha = 0.6$  and  $g_{\uparrow\downarrow}/g = 0.9$  as an illustration. In Fig. 7(b), we show that, with increasing  $\beta$ , the system first undergoes a transition from the SP-II to FSL phase at a critical point  $\beta_{c1}$ . Subsequently the system enters into the PW phase near the critical line. Finally, as the intra-layer coupling approaches  $\beta_{c3} \simeq 1$ , the momenta of the energy minima shrink to  $\mathbf{Q} = \mathbf{0}$  and the atoms condense in the zero-momentum phase (ZMP). All these phases can be observed through the spin-resolved time-of-flight measurements of the density profiles, the momentum distributions, and spin textures.

#### IV. DISCUSSION AND CONCLUSION

Finally, we discuss the experiment related issues. The result of our paper can be applied to a number of systems involving two atomic internal states coupled by laser beams with the recoil, such as two magnetic sub-levels of the  $F = 1$  ground state manifold of the  $^{87}\text{Rb}$ -type alkali atoms [9] or the spin-singlet ground state and a long-lived spin triplet excited state of the alkaline-earth atoms [59]. Here we consider the former example. We take  $N = 10^4$   $^{87}\text{Rb}$  atoms with the trapping frequencies  $(\omega_\perp, \omega_z) = 2\pi \times (10, 400)$  Hz. For the wave length of Raman lasers  $\lambda_L \simeq 804.1$  nm [9], we have  $E_\kappa \simeq 11\hbar\omega_\perp$ . The scattering lengths for two the spin states  $|F = 1, m_F = 0\rangle \equiv |\uparrow\rangle$  and  $|F = 1, m_F = -1\rangle \equiv |\downarrow\rangle$ , used in ref. [9], are usually parameterized as [74, 75]  $a_\uparrow = c_0$  and  $a_\downarrow = a_{\uparrow\downarrow} = c_0 + c_2$ , with  $c_0 = 7.79 \times 10^{-12}$  Hz cm<sup>3</sup> and  $c_2 = -3.61 \times 10^{-14}$  Hz cm<sup>3</sup>. The corresponding intra- and inter-species atomic interactions are given by  $g_{\uparrow,\downarrow} = \sqrt{2\pi} N a_{\uparrow,\downarrow} / \xi_z$  and  $g_{\uparrow\downarrow} = \sqrt{2\pi} N a_{\uparrow\downarrow} / \xi_z$ , with  $\xi_z = \sqrt{\hbar/m\omega_z}$ . We would like to point out that all the parameters we choose are limited to a weakly interacting region, in which the coherence length is large in comparison with the size of the trap  $\xi_z$  so that the mean-field analysis is applicable.

Note that, the intra-species interaction is nearly symmetric with  $g_\uparrow/g_\downarrow = 1.0047$ , so the phase diagram of Fig. 1 can be applied directly. However, it is important to discuss a more general case with asymmetric intra-species interaction  $g_\uparrow \neq g_\downarrow$ . To check whether the predicted new phases and TP are preserved in the asymmetric case, we take  $g_\uparrow/g_\downarrow = 0.95$  as an example, and calculate the phase diagram shown in Fig. 8. We find that although



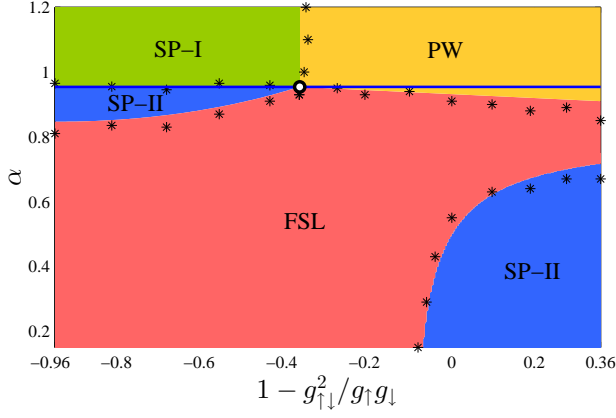


FIG. 8: (color online) Phase diagram as a function of the dimensionless inter-layer tunneling  $\alpha$  and  $1 - g_{\uparrow\downarrow}^2 / g_{\uparrow}g_{\downarrow}$  for the asymmetric intra-species interaction  $g_{\uparrow}/g_{\downarrow} = 0.95$ . The dimensionless intra-layer coupling is set to be  $\beta = 0.3$ . The stars represent the phase boundaries determined from the numerical simulations and the colored regions are determined by the variational results. The horizontal solid line marks the critical line  $\alpha^2 + \beta^2 = 1$ .

the phase boundaries get modified, the phase diagram as a function of  $\alpha$  and  $1 - g_{\uparrow\downarrow}^2 / g_{\uparrow}g_{\downarrow}$  bears similar structure as that of the symmetric situation, demonstrating that these are the unique and universal features of the bilayer system for a wide range of atomic interaction parameters. Note that the TP still appears on the critical line, but gets shifted by the asymmetric intra-species interaction.

In summary, we have proposed a tunneling-assisted SOC in bilayer BECs. This scheme can be realized in a straightforward manner by coupling the individual Raman transition induced 1D SOC through the inter-layer laser-assisted tunneling. Due to an interplay between the inter-layer tunneling, intra-layer SOC and atomic interactions, the ground states display a diverse phase diagram. It is demonstrated that a new type of stripe phase which breaks the TR symmetry and a fractionalized skyrmion lattice emerge spontaneously in the ground states. Significantly, we predict the occurrence of a characteristic tetracritical point, where the four different phases merge together. Such distinctive features are within the reach of current experiments with ultracold atoms.

#### ACKNOWLEDGMENTS

We acknowledge H. Zhai, X. F. Zhang, S.-C. Gou, and L. Santos for helpful discussions. This work is supported by NCET, NSFC under grants Nos. 11404225, 11474205, NKBRSCF under grants Nos. 2011CB921502, 2012CB821305, and the European Social Fund under the Global Grant measure.

#### APPENDIX A: GROUND STATE MANIFOLD OF THE SINGLE-PARTICLE HAMILTONIAN

In this section, we shall obtain the ground eigenstates and the corresponding eigenenergies of the single-particle Hamiltonian described by Eq. (15). To make the Hamiltonian more compact, the second-quantized Hamiltonian (15) may be expressed in terms of a four-component column spinor  $\hat{\Psi}(\mathbf{r}) = [\hat{\psi}_{1\uparrow}(\mathbf{r}), \hat{\psi}_{1\downarrow}(\mathbf{r}), \hat{\psi}_{2\uparrow}(\mathbf{r}), \hat{\psi}_{2\downarrow}(\mathbf{r})]^T$  containing operators which annihilate an atom in a specific layer  $j = 1, 2$  and a specific spin state  $\gamma = \uparrow, \downarrow$

$$\hat{H}_{\text{eff}} = \int d^2\mathbf{r} \hat{\Psi}^\dagger(\mathbf{r}) H_{\text{eff}} \hat{\Psi}(\mathbf{r}), \quad (\text{A1})$$

where  $H_{\text{eff}}$  is the  $4 \times 4$  matrix Hamiltonian

$$H_{\text{eff}} = \frac{q^2}{2} I_4 + \begin{pmatrix} \Omega & \kappa q_x & J & 0 \\ \kappa q_x & -\Omega & 0 & J \\ J & 0 & \Omega & \kappa q_y \\ 0 & J & \kappa q_y & -\Omega \end{pmatrix}, \quad (\text{A2})$$

and  $\hat{\Psi}^\dagger(\mathbf{r}) = [\hat{\psi}_{1\uparrow}^\dagger(\mathbf{r}), \hat{\psi}_{1\downarrow}^\dagger(\mathbf{r}), \hat{\psi}_{2\uparrow}^\dagger(\mathbf{r}), \hat{\psi}_{2\downarrow}^\dagger(\mathbf{r})]$  is the Hermitically conjugated row spinor.

To determine the eigenenergies and the corresponding eigenstates of the single-particle problem, we shall analyze the latter matrix Hamiltonian  $H_{\text{eff}}$ . In a homogeneous system, the momentum is a conserved quantity, so the eigen functions of  $H_{\text{eff}}$  are the four-component plane waves  $\psi_{\tilde{\mathbf{q}}}(r) = [\psi_{1\uparrow}(\tilde{\mathbf{q}}), \psi_{1\downarrow}(\tilde{\mathbf{q}}), \psi_{2\uparrow}(\tilde{\mathbf{q}}), \psi_{2\downarrow}(\tilde{\mathbf{q}})]^T e^{i\tilde{\mathbf{q}}\cdot\mathbf{r}} \equiv \phi_{\tilde{\mathbf{q}}} e^{i\tilde{\mathbf{q}}\cdot\mathbf{r}}$ . Here  $\tilde{\mathbf{q}} = \mathbf{q}/\kappa$  is a dimensionless momentum, and  $\psi_{j\gamma}(\tilde{\mathbf{q}}) e^{i\tilde{\mathbf{q}}\cdot\mathbf{r}}$  represents the probability amplitude to find the atom in the  $j$ -th layer ( $j = 1, 2$ ) and the internal state  $\gamma = \uparrow, \downarrow$ .

The eigen equation reads:

$$H_{\text{eff}} \phi_{\tilde{\mathbf{q}}} = E \phi_{\tilde{\mathbf{q}}}. \quad (\text{A3})$$

It is convenient to rewrite the  $4 \times 4$  matrix Hamiltonian  $H_{\text{eff}}$  in terms of a  $2 \times 2$  matrix with elements containing the unit matrix  $I_2$  and the Pauli matrices  $\sigma_x$  and  $\sigma_z$ :

$$H_{\text{eff}} = E_\kappa \begin{pmatrix} \beta\sigma_z + 2\tilde{q}_x\sigma_x & \alpha I_2 \\ \alpha I_2 & \beta\sigma_z + 2\tilde{q}_y\sigma_x \end{pmatrix}, \quad (\text{A4})$$

where  $\beta = \Omega/E_\kappa$ ,  $\alpha = J/E_\kappa$  are, respectively, the dimensionless energies of the intra-layer coupling and inter-layer tunneling measured in the units of the recoil energy  $E_\kappa = \kappa^2/2$ . In Eq. (A4) we have omitted the overall energy shift  $q^2/2$  which is to be subtracted from the eigen-energy  $E$  in Eq. (A3).

Combining Eqs. (A3) and (A4), the dimensionless eigen energy  $\tilde{\omega} = (E - q^2/2)/E_\kappa$  satisfies the equation:

$$\begin{vmatrix} \beta\sigma_z + 2\tilde{q}_x\sigma_x - \tilde{\omega} I_2 & \alpha I_2 \\ \alpha I_2 & \beta\sigma_z + 2\tilde{q}_y\sigma_x - \tilde{\omega} I_2 \end{vmatrix} = 0. \quad (\text{A5})$$

By using the block matrix theory [76], we can rewrite Eq. (A5) as

$$|(\beta\sigma_z + 2\tilde{q}_x\sigma_x - \tilde{\omega} I_2)(\beta\sigma_z + 2\tilde{q}_y\sigma_x - \tilde{\omega} I_2) - \alpha^2 I_2| = 0, \quad (\text{A6})$$

and hence

$$|gI_2 - 2\tilde{\omega}(\tilde{q}_x + \tilde{q}_y)\sigma_x - 2\tilde{\omega}\beta\sigma_z + i2\beta(\tilde{q}_x - \tilde{q}_y)\sigma_y| = 0, \quad (\text{A7})$$

with

$$g = \tilde{\omega}^2 + \beta^2 + 4\tilde{q}_x\tilde{q}_y - \alpha^2.$$

This yields the following eigenvalue equation:

$$g^2 = 4\tilde{\omega}^2(\tilde{q}_x + \tilde{q}_y)^2 + 4\tilde{\omega}^2\beta^2 - 4\beta^2(\tilde{q}_x - \tilde{q}_y)^2. \quad (\text{A8})$$

After direct calculations one arrives at a bi-quadratic equation

$$[\tilde{\omega}^2 - (2\tilde{q}^2 + \alpha^2 + \beta^2)]^2 = A^2, \quad (\text{A9})$$

providing four branches of energy spectra

$$E_{\pm,\pm}(\tilde{\mathbf{q}})/E_\kappa = \tilde{q}^2 \pm \sqrt{2\tilde{q}^2 + \alpha^2 + \beta^2 \pm A}, \quad (\text{A10})$$

where

$$A = 2\sqrt{(\tilde{q}_x + \tilde{q}_y)^2[(\tilde{q}_x - \tilde{q}_y)^2 + \alpha^2] + \alpha^2\beta^2}. \quad (\text{A11})$$

In what follows, we will focus on the lowest branch  $E_{-,+}(\tilde{\mathbf{q}})$ , and determine the energy minima which play an important role in formation of the ground state configurations. For this, one needs to identify the points where  $\partial E_{-,+}(\tilde{\mathbf{q}})/\partial \tilde{q}_x = 0$  and  $\partial E_{-,+}(\tilde{\mathbf{q}})/\partial \tilde{q}_y = 0$ , giving

$$\begin{aligned} 2\tilde{q}_x B - 2\tilde{q}_x - \frac{2\tilde{q}_x(\tilde{q}_x^2 - \tilde{q}_y^2) + \alpha^2(\tilde{q}_x + \tilde{q}_y)}{\sqrt{(\tilde{q}_x + \tilde{q}_y)^2[(\tilde{q}_x - \tilde{q}_y)^2 + \alpha^2] + \alpha^2\beta^2}} &= 0, \\ 2\tilde{q}_y B - 2\tilde{q}_y - \frac{2\tilde{q}_y(\tilde{q}_y^2 - \tilde{q}_x^2) + \alpha^2(\tilde{q}_x + \tilde{q}_y)}{\sqrt{(\tilde{q}_x + \tilde{q}_y)^2[(\tilde{q}_x - \tilde{q}_y)^2 + \alpha^2] + \alpha^2\beta^2}} &= 0, \end{aligned} \quad (\text{A12})$$

with  $B \equiv \sqrt{2\tilde{q}^2 + \alpha^2 + \beta^2 + A}$ . For the most interesting case where  $\alpha^2 + \beta^2 < 1$ , the above two equations yield four chiral states with minimum energies at  $\pm \mathbf{Q}_1 = \pm(\tilde{q}_0^+, \tilde{q}_0^-)$  and  $\pm \mathbf{Q}_2 = \pm(\tilde{q}_0^-, \tilde{q}_0^+)$ . Here  $\tilde{q}_0^\pm = \frac{1}{2}(\sqrt{Q_0^2 + \alpha^2/2} \pm \sqrt{Q_0^2 - \alpha^2/2})$ , and  $Q_0 = |\mathbf{Q}_{1,2}|$  satisfy a nonlinear equation

$$\sqrt{2Q_0^2 + \alpha^2 + \beta^2 + C} - \frac{Q_0^2 + \alpha^2/2}{\sqrt{(Q_0^2 + \alpha^2/2)^2 + \alpha^2\beta^2}} = 1, \quad (\text{A13})$$

with  $C \equiv 2\sqrt{(Q_0^2 + \alpha^2/2)^2 + \alpha^2\beta^2}$ .

The corresponding eigen function is given by, for four degenerate energy minima at  $\tilde{\mathbf{q}} = \pm \mathbf{Q}_1$  and  $\tilde{\mathbf{q}} = \pm \mathbf{Q}_2$

$$\psi_{\tilde{\mathbf{q}}=f(\tilde{\mathbf{q}})} \left( \begin{array}{c} \alpha [\beta\xi - \beta^2 - \zeta - (\tilde{q}_x + \tilde{q}_y)^2] \\ \alpha [\beta(\tilde{q}_x - \tilde{q}_y) - \xi(\tilde{q}_x + \tilde{q}_y)] \\ (\beta - \xi)(\tilde{q}_x^2 - \tilde{q}_y^2 - \zeta) - \alpha^2\beta \\ 2\tilde{q}_y(\zeta - \tilde{q}_x^2 + \tilde{q}_y^2) + \alpha^2(\tilde{q}_x + \tilde{q}_y) \end{array} \right) e^{i\tilde{\mathbf{q}} \cdot \mathbf{r}}, \quad (\text{A14})$$

where  $\zeta = \sqrt{\alpha^2\beta^2 + \alpha^2(\tilde{q}_x + \tilde{q}_y)^2 + (\tilde{q}_x^2 - \tilde{q}_y^2)^2}$ ,  $\xi = \sqrt{\alpha^2 + \beta^2 + 2\tilde{q}^2 + 2\zeta}$ , and  $f(\tilde{\mathbf{q}})$  is the normalized coefficient.

## APPENDIX B: ENERGY FUNCTIONAL FOR VARIATIONAL ANSATZ

To calculate the mean-field energy under the variational Ansatz, it's convenient to rewrite the interacting Hamiltonian (16) in the four-spinor representation  $\hat{\Psi}$ , which is given by

$$\hat{H}_{\text{int}} = \frac{1}{2} \int d^2\mathbf{r} \sum_{m=1}^6 b_m (\hat{\Psi}^\dagger \mathcal{M}_m \hat{\Psi})^2. \quad (\text{B1})$$

Here  $\mathcal{M}_m$  are the four  $4 \times 4$  matrices which can be represented as:  $\mathcal{M}_1 = I_4$ ,  $\mathcal{M}_2 = \begin{pmatrix} I_2 & 0 \\ 0 & -I_2 \end{pmatrix}$ ,  $\mathcal{M}_3 = \begin{pmatrix} \sigma_z & 0 \\ 0 & \sigma_z \end{pmatrix}$ ,  $\mathcal{M}_4 = \begin{pmatrix} \sigma_z & 0 \\ 0 & -\sigma_z \end{pmatrix}$ ,  $\mathcal{M}_5 = \frac{1}{2}(\mathcal{M}_1 + \mathcal{M}_3)$ , and  $\mathcal{M}_6 = \frac{1}{2}(\mathcal{M}_2 + \mathcal{M}_4)$ ;  $b_m$  are the coefficients with  $b_1 = b_2 = (g_\uparrow + g_{\uparrow\downarrow})/4$ ,  $b_3 = b_4 = (g_\uparrow - g_{\uparrow\downarrow})/4$ , and  $b_5 = b_6 = (g_\downarrow - g_{\uparrow\downarrow})/2$ .

We take the Ansatz  $\psi_G \equiv \langle \hat{\Psi} \rangle = \sum_{j=1,2;\pm} a_{j\pm} \psi_{\pm \mathbf{Q}_j}$ , where  $\psi_{\pm \mathbf{Q}_{1,2}} \equiv \phi_{\pm \mathbf{Q}_{1,2}} e^{\pm i\mathbf{Q}_{1,2} \cdot \mathbf{r}}$  denote four eigen functions which correspond to the minimum energy and are given by Eq. (A14). The complex amplitudes  $a_{j\pm}$  satisfy the normalization condition  $\sum_{j,\pm} |a_{j\pm}|^2 = 1$ . Subsequently, by replacing  $\hat{\Psi}$  in Eq. (B1) with  $\psi_G$ , we derive the mean-field interacting energy functional  $\mathcal{E}[a_{1\pm}, a_{2\pm}] = \langle \hat{H}_{\text{int}} \rangle$  as shown in Eq. (18). The corresponding coefficients  $C_{1-5}$  in Eq. (18) read

$$\begin{aligned} C_1 &= \frac{1}{2} \sum_m b_m (\bar{\phi}_{\mathbf{Q}_1} \mathcal{M}_m \phi_{\mathbf{Q}_1})^2, \\ C_2 &= \frac{1}{2} \sum_m b_m [(\bar{\phi}_{\mathbf{Q}_1} \mathcal{M}_m \phi_{\mathbf{Q}_1}) (\bar{\phi}_{\mathbf{Q}_2} \mathcal{M}_m \phi_{\mathbf{Q}_2}) \\ &\quad + (\bar{\phi}_{\mathbf{Q}_1} \mathcal{M}_m \phi_{\mathbf{Q}_2}) (\bar{\phi}_{\mathbf{Q}_2} \mathcal{M}_m \phi_{\mathbf{Q}_1})], \\ C_3 &= \frac{1}{2} \sum_m b_m [(\bar{\phi}_{\mathbf{Q}_1} \mathcal{M}_m \phi_{\mathbf{Q}_1}) (\bar{\phi}_{-\mathbf{Q}_2} \mathcal{M}_m \phi_{-\mathbf{Q}_2}) \\ &\quad + (\bar{\phi}_{\mathbf{Q}_1} \mathcal{M}_m \phi_{-\mathbf{Q}_2}) (\bar{\phi}_{-\mathbf{Q}_2} \mathcal{M}_m \phi_{\mathbf{Q}_1})], \\ C_4 &= \frac{1}{2} \sum_m b_m [(\bar{\phi}_{\mathbf{Q}_1} \mathcal{M}_m \phi_{\mathbf{Q}_1}) (\bar{\phi}_{-\mathbf{Q}_1} \mathcal{M}_m \phi_{-\mathbf{Q}_1}) \\ &\quad + (\bar{\phi}_{\mathbf{Q}_1} \mathcal{M}_m \phi_{-\mathbf{Q}_1}) (\bar{\phi}_{-\mathbf{Q}_1} \mathcal{M}_m \phi_{\mathbf{Q}_1})], \\ C_5 &= \frac{1}{2} \sum_m b_m [(\bar{\phi}_{\mathbf{Q}_1} \mathcal{M}_m \phi_{\mathbf{Q}_2}) (\bar{\phi}_{-\mathbf{Q}_1} \mathcal{M}_m \phi_{-\mathbf{Q}_2}) \\ &\quad + (\bar{\phi}_{\mathbf{Q}_1} \mathcal{M}_m \phi_{-\mathbf{Q}_2}) (\bar{\phi}_{-\mathbf{Q}_1} \mathcal{M}_m \phi_{\mathbf{Q}_2}) + \text{H.c.}]. \end{aligned} \quad (\text{B2})$$

The variational phase diagram is obtained by minimizing the energy  $\mathcal{E}[a_{1\pm}, a_{2\pm}]$ .

- 
- [1] M. Z. Hasan and C. L. Kane, *Rev. Mod. Phys.* **82**, 3045 (2010).
- [2] X. L. Qi and S. C. Zhang, *Rev. Mod. Phys.* **83**, 1057 (2011).
- [3] S. Sachdev, *Quantum Phase Transitions* (Cambridge University Press, 2011).
- [4] M. Lewenstein, A. Sanpera, V. Ahufinger, B. Damski, A. Sen(De), and U. Sen, *Adv. Phys.* **56**, 243 (2007).
- [5] I. Bloch, J. Dalibard, and W. Zwerger, *Rev. Mod. Phys.* **80**, 885 (2008).
- [6] J. Dalibard, F. Gerbier, G. Juzeliūnas, and P. Öhberg, *Rev. Mod. Phys.* **83**, 1523 (2011).
- [7] M. Lewenstein, A. Sanpera, and V. Ahufinge, *Ultracold Atoms in Optical Lattices: Simulating Quantum Many-Body Systems* (Oxford University Press, Oxford, 2012).
- [8] N. Goldman, G. Juzeliūnas, P. Öhberg, and I. B. Spielman, *Rep. Prog. Phys.* **77**, 126401 (2014).
- [9] Y.-J. Lin, K. Jiménez-García, and I. B. Spielman, *Nature (London)* **471**, 83 (2011).
- [10] J.-Y. Zhang, S.-C. Ji, Z. Chen, L. Zhang, Z.-D. Du, B. Yan, G.-S. Pan, B. Zhao, Y.-J. Deng, H. Zhai, S. Chen, and J.-W. Pan, *Phys. Rev. Lett.* **109**, 115301 (2012).
- [11] P. J. Wang, Z.-Q. Yu, Z. K. Fu, J. Miao, L. H. Huang, S. J. Chai, H. Zhai, and J. Zhang, *Phys. Rev. Lett.* **109**, 095301 (2012).
- [12] L. W. Cheuk, A. T. Sommer, Z. Hadzibabic, T. Yefsah, W. S. Bakr, and M. W. Zwierlein, *Phys. Rev. Lett.* **109**, 095302 (2012).
- [13] C. Qu, C. Hamner, M. Gong, C. W. Zhang, and P. Engels, *Phys. Rev. A* **88**, 021604(R) (2013).
- [14] H. Zhai, *Int. J. Mod. Phys. B* **26**, 1230001 (2013).
- [15] V. Galitski and I. B. Spielman, *Nature* **494**, 49 (2013).
- [16] X. F. Zhou, Y. Li, Z. Cai, and C. J. Wu, *J. Phys. B: At. Mol. Opt. Phys.* **46**, 134001 (2013).
- [17] H. Zhai, *Rep. Prog. Phys.* **78**, 026001 (2015).
- [18] C. J. Wang, C. Gao, C.-M. Jian, and H. Zhai, *Phys. Rev. Lett.* **105**, 160403 (2010).
- [19] T.-L. Ho and S. Z. Zhang, *Phys. Rev. Lett.* **107**, 150403 (2011).
- [20] Z. F. Xu, R. Lü, and L. You, *Phys. Rev. A* **83**, 053602 (2011).
- [21] Y. P. Zhang, L. Mao, and C. W. Zhang, *Phys. Rev. Lett.* **108**, 035302 (2012).
- [22] Y. Li, L. P. Pitaevskii, and S. Stringari, *Phys. Rev. Lett.* **108**, 225301 (2012).
- [23] J. P. Vyasankere, S. Zhang, and V. B. Shenoy, *Phys. Rev. B* **84**, 014512 (2011).
- [24] H. Hu, L. Jiang, X.-J. Liu, and H. Pu, *Phys. Rev. Lett.* **107**, 195304 (2011).
- [25] M. Gong, S. Tewari, and C. W. Zhang, *Phys. Rev. Lett.* **107**, 195303 (2011).
- [26] Z.-Q. Yu and H. Zhai, *Phys. Rev. Lett.* **107**, 195305 (2011).
- [27] M. Gong, G. Chen, S.-T. Jia, and C. W. Zhang, *Phys. Rev. Lett.* **109**, 105302 (2012).
- [28] S. Sinha, R. Nath, and L. Santos, *Phys. Rev. Lett.* **107**, 270401 (2011).
- [29] H. Hu, B. Ramachandhran, H. Pu, and X.-J. Liu, *Phys. Rev. Lett.* **108**, 010402 (2012).
- [30] R. M. Wilson, B. M. Anderson, and C. W. Clark, *Phys. Rev. Lett.* **111**, 185303 (2013).
- [31] T. Kawakami, T. Mizushima, M. Nitta, and K. Machida, *Phys. Rev. Lett.* **109**, 015301 (2012).
- [32] X. Chen, M. Rabinovic, B. M. Anderson, and L. Santos, *Phys. Rev. A* **90**, 043632 (2014).
- [33] S. Mühlbauer, B. Binz, F. Jonietz, C. Pfleiderer, A. Rosch, A. Neubauer, R. Georgii, and P. Böni, *Science* **323**, 915 (2009).
- [34] X. Z. Yu, Y. Onose, N. Kanazawa, J. H. Park, J. H. Han, Y. Matsui, N. Nagaosa, and Y. Tokura, *Nature (London)* **465**, 901 (2010).
- [35] A. Schmeller, J. P. Eisenstein, L. N. Pfeiffer, and K. W. West, *Phys. Rev. Lett.* **75**, 4290 (1995).
- [36] G. E. Volovik, *The Universe in a Helium Droplet* (Clarendon, Oxford, 2003).
- [37] H. Tercas, H. Flayac, D. D. Solnyshkov, and G. Malpuech, *Phys. Rev. Lett.* **112**, 066402 (2014).
- [38] J. Ruseckas, G. Juzeliūnas, P. Öhberg, and M. Fleischhauer, *Phys. Rev. Lett.* **95**, 010404 (2005).
- [39] T. D. Stanescu and V. Galitski, *Phys. Rev. B* **75**, 125307 (2007).
- [40] A. Jacob, P. Öhberg, G. Juzeliūnas, and L. Santos, *Appl. Phys. B* **89**, 439 (2007).
- [41] G. Juzeliūnas, J. Ruseckas, M. Lindberg, L. Santos, and P. Öhberg, *Phys. Rev. A* **77**, 011802(R) (2008).
- [42] G. Juzeliūnas, J. Ruseckas, and J. Dalibard, *Phys. Rev. A* **81**, 053403 (2010).
- [43] D. L. Campbell, G. Juzeliūnas, and I. B. Spielman, *Phys. Rev. A* **84**, 025602 (2011).
- [44] Z. F. Xu and L. You, *Phys. Rev. A* **85**, 043605 (2012).
- [45] B. M. Anderson, G. Juzeliūnas, V. M. Galitski, and I. B. Spielman, *Phys. Rev. Lett.* **108**, 235301 (2012).
- [46] B. M. Anderson, I. B. Spielman, and G. Juzeliūnas, *Phys. Rev. Lett.* **111**, 125301 (2013).
- [47] Z.-F. Xu, L. You, and M. Ueda, *Phys. Rev. A* **87**, 063634 (2013).
- [48] X.-J. Liu, K. T. Law, and T. K. Ng, *Phys. Rev. Lett.* **112**, 086401 (2014).
- [49] M. Aidelsburger, M. Atala, S. Nascimbène, S. Trotzky, Y. A. Chen, and I. Bloch, *Phys. Rev. Lett.* **107**, 255301 (2011).
- [50] M. Aidelsburger, M. Atala, M. Lohse, J. T. Barreiro, B. Paredes, and I. Bloch, *Phys. Rev. Lett.* **111**, 185301 (2013).
- [51] H. Miyake, G. A. Siviloglou, C. J. Kennedy, W. C. Burton, and W. Ketterle, *Phys. Rev. Lett.* **111**, 185302 (2013).
- [52] M. Atala, M. Aidelsburger, M. Lohse, J. T. Barreiro, B. Paredes, and I. Bloch, *Nat. Phys.* **10**, 588 (2014).
- [53] S.-W. Su, I.-K. Liu, Y.-C. Tsai, W. M. Liu, and S.-C. Gou, *Phys. Rev. A* **86**, 023601 (2012).
- [54] J. Ruostekoski and J. R. Anglin, *Phys. Rev. Lett.* **86**, 3934 (2001).
- [55] J.-Y. Choi, W. J. Kwon, and Y. I. Shin, *Phys. Rev. Lett.* **108**, 035301 (2012).
- [56] P. M. Chaikin and T. C. Lubensky, *Principles of Condensed Matter Physics* (Cambridge University Press, Cambridge, England, 2000).
- [57] M. E. Fisher and D. R. Nelson, *Phys. Rev. Lett.* **32**, 1350 (1974).
- [58] H. Rohrer and C. Gerber, *Phys. Rev. Lett.* **38**, 909

- (1977).
- [59] F. Gerbier and J. Dalibard, New J. Phys. **12**, 033007 (2010).
  - [60] R. Fortanier, D. Dast, D. Haag, H. Cartarius, J. Main, G. Wunner, and R. Gutöhrlein, Phys. Rev. A **89**, 063608 (2014).
  - [61] A. Smerzi, S. Fantoni, S. Giovanazzi, and S. R. Shenoy, Phys. Rev. Lett. **79**, 4950 (1997).
  - [62] S. Raghavan, A. Smerzi, S. Fantoni, and S. R. Shenoy, Phys. Rev. A **59**, 620 (1999).
  - [63] J. Sebby-Strabley, M. Anderlini, P. S. Jessen, and J. V. Porto, Phys. Rev. A **73**, 033605 (2006).
  - [64] Y.-J. Lin, R. L. Compton, K. Jiménez-García, J. V. Porto, and I. B. Spielman, Nature (London) **462**, 628 (2009).
  - [65] I. H. Deutsch and P. S. Jessen, Phys. Rev. A **57**, 1972 (1998).
  - [66] D. McKay and B. DeMarco, New J. Phys. **12**, 055013 (2010).
  - [67] M.-J. Lee, J. Ruseckas, Ch.-Y. Lee, V. Kudriaov, K.-F. Chang, H.-W. Cho, G. Juzeliūnas and I. A. Yu, Nat. Commun. **5**, 5542 (2014).
  - [68] A. Posazhennikova, Rev. Mod. Phys. **78**, 1111 (2006).
  - [69] Z. F. Xu, Y. Kawaguchi, L. You, and M. Ueda, Phys. Rev. A **86**, 033628 (2012).
  - [70] W. S. Cole, S. Z. Zhang, A. Paramekanti, and N. Trivedi, Phys. Rev. Lett. **109**, 085302 (2012).
  - [71] G. I. Martone, Yun Li, and S. Stringari, arXiv:1409.3149.
  - [72] K. Kasamatsu, M. Tsubota, and M. Ueda, Phys. Rev. A **71**, 043611 (2005).
  - [73] Private communications with Prof. S.-C. Gou.
  - [74] T.-L. Ho, Phys. Rev. Lett. **81**, 742 (1998).
  - [75] T. Ohmi and K. Machida, J. Phys. Soc. Jpn. **67**, 1822 (1998).
  - [76] H. Eves, *Elementary Matrix Theory* (New York: Dover, 1980).