

Strong-disorder renormalization-group study of the one-dimensional tight-binding model

H. Javan Mard,¹ José A. Hoyos,² E. Miranda,³ and V. Dobrosavljević¹

¹*Department of Physics and National High Magnetic Field Laboratory, Florida State University, Tallahassee, FL 32306*

²*Instituto de Física de São Carlos, Universidade de São Paulo, C.P. 369, São Carlos, SP 13560-970, Brazil*

³*Instituto de Física Gleb Wataghin, Unicamp, R. Sérgio Buarque de Holanda, 777, Campinas, SP 13083-859, Brazil*

We formulate a strong-disorder renormalization-group (SDRG) approach to study the beta function of the tight-binding model in one dimension with both diagonal and off-diagonal disorder for states at the band center. We show that the SDRG method, when used to compute transport properties, yields exact results since it is identical to the transfer matrix method. The beta function is shown to be universal when only off-diagonal disorder is present even though single-parameter scaling is known to be violated. A different single-parameter scaling theory is formulated for this particular (particle-hole symmetric) case. Upon breaking particle-hole symmetry (by adding diagonal disorder), the beta function is shown to crossover from the universal behavior of the particle-hole symmetric case to the conventional non-universal one in agreement with the two-parameter scaling theory. We finally draw an analogy with the random transverse-field Ising chain in the paramagnetic phase. The particle-hole symmetric case corresponds to the critical point of the quantum Ising model while the generic case corresponds to the Griffiths paramagnetic phase.

I. INTRODUCTION

The tight-binding model in one dimension is one of the most studied models for Anderson localization. It is well established that away from the band center and band edges,^{1–3} single-parameter scaling theory holds and predicts a universal beta function for the conductance.^{4–6} Near the band center, however, a two-parameter scaling theory is required.⁷

Generically at the band center, violations to the single-parameter scaling theory are known to be small⁸ and thus, tiny deviations from the universal beta function are expected. On the other hand, when particle-hole symmetry is present (off-diagonal disorder only), strong deviations are expected since a “delocalization” transition takes place.^{7,9–11} However, universality is somehow recovered.¹⁰

It is easy to see that single-parameter scaling leads to a universal beta function. In this case, scaling implies that the average conductance g (in one dimension, the geometric average⁵) depends on the disorder strength W and the system size L only through the combination $L/\xi(W)$, $g = g(L/\xi)$, where $\xi(W)$, the relevant parameter, is the localization/correlation length. It follows immediately that the beta function, when expressed in terms of g , is a universal function

$$\begin{aligned}\beta(g) &= d \ln g / d \ln L = \frac{(L/\xi) g' (L/\xi)}{g (L/\xi)} \\ &= \frac{g^{-1}(g) g' [g^{-1}(g)]}{g}.\end{aligned}\quad (1)$$

If, on the other hand, a second parameter c is required, $g = g(L/\xi, c)$, then, in general, $\beta(g)$ will also depend on c and be non-universal.

These considerations have a clear signature when we consider the full distribution of sample conductances g_s for a given system size L . In general, the number of in-

dependent parameters required for the description of the distribution (its various cumulants, for example) determines the corresponding scaling behavior. It should be noted, however, that most discussions focus on the large- L limit of this distribution only. Then, in one dimension, even if two-parameter scaling holds, $g \sim \exp(-L/\xi)$ and the beta function is universal, $\beta(g) \approx \ln g$. The distribution is log-normal and the second parameter only affects the variance.⁸ Thus, the non-universality of the beta function is only seen at next-to-leading order in the large- L limit.

A similar dichotomy is encountered at certain disordered critical points governed by infinite-randomness fixed points (which are universal) surrounded by quantum Griffiths phases (which are not)¹². In this case, a suitable description via effective distributions of the system couplings was possible due to a strong-disorder renormalization group (SDRG) method.^{13–15} This suggests that this method might be specially suitable for the study of the universality properties of the tight-binding model.

Here, we revisit this model (with diagonal and off-diagonal disorder) by focusing on the transport properties of the band center state. We explicitly investigate the universal (non-universal) behavior of the beta function when particle-hole symmetry is present (broken) using numerically and analytically exact methods as well as the SDRG method. It is shown that the latter is equivalent to the transfer matrix method in one dimension and thus, gives exact results. Moreover, its advantage is in its simplicity which allows us to compute the beta function in a straightforward manner. We confirm that, for the particle-hole symmetric case, the distribution of (the properly scaled) conductance is universal and thus, a different single-parameter scaling theory applies. This difference stems from the fact that the state is stretched-exponentially localized, in contrast to the usual exponentially localized states.

The remaining of this article is organized as follows. In Sec. II, we define the model and derive the SDRG transformations. In Sec. III, we discuss the computation of the beta function in general. Then, the particle-hole symmetric case is discussed in Sec. IV and the generic one in Sec. V. In order to make connection to single- and two-parameter scaling theories, we briefly analyze the Lyapunov exponent in Sec. VI. Finally, we leave our conclusions and final remarks to Sec. VII.

II. THE MODEL AND THE SDRG METHOD

Consider the one-dimensional tight-binding model

$$H = \sum_i \left[\varepsilon_i c_i^\dagger c_i + t_{i,i+1} \left(c_i^\dagger c_{i+1} + \text{h.c.} \right) \right], \quad (2)$$

where $c_i^\dagger (c_i)$ is the canonical creation (annihilation) operator of spinless fermions at site i , $t_{i,j} = t_{j,i} = t_i \delta_{j,i+1}$ is the hopping amplitude between nearest-neighbor sites and ε_i is the onsite energy. Both diagonal and off-diagonal energies are independent random variables drawn from arbitrary initial distributions. This model has been thoroughly studied¹⁶ but still continues to present surprises.^{17,18} It is known that any amount of disorder renders all states exponentially localized,¹⁹ except for the case of off-diagonal disorder only ($\varepsilon_i = 0$), in which the middle-band state is stretched-exponentially localized.^{9,11}

In order to treat this model using the SDRG philosophy,^{13–15} we first locate the largest energy constant in the Hamiltonian and identify it as the cutoff of our problem, i.e., $\Omega = \max \{|t_i|, |\varepsilon_i|\}$.

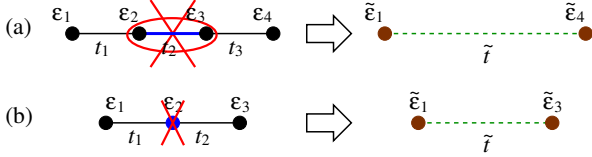


Figure 1. Schematic decimation procedure for (a) bond, and (b) site transformations.

Consider the case in which the hopping term happens to be the largest energy scale, say $\Omega = |t_2|$ [see Fig. 1(a)]. The resonant and anti-resonant states between sites 2 and 3 lie at the top and the bottom of the band. Since we are interested in analyzing the band-center state, both states are then discarded and only the virtual tunneling process between sites 1 and 4 is kept. The renormalized hopping and onsite energies then read (see App. A)

$$\tilde{t}_{1,4} = -t_1 t_2 t_3 / (t_2^2 - \varepsilon_2 \varepsilon_3), \quad (3)$$

$$\tilde{\varepsilon}_j = \varepsilon_j + (\varepsilon_3 t_1^2 \delta_{j,1} + \varepsilon_2 t_3^2 \delta_{j,4}) / (t_2^2 - \varepsilon_2 \varepsilon_3). \quad (4)$$

On the other hand, if the strongest energy scale is an on-site energy, say $\Omega = |\varepsilon_2|$ [see Fig. 1(b)], then the particle would be localized at or repelled from site 2 depending on the sign of ε_2 . Again, this corresponds to states away from the band center and thus, site 2 is removed from the chain. The renormalized couplings then read (see App. A)

$$\tilde{t}_{1,3} = -t_1 t_2 / \varepsilon_2, \quad (5)$$

$$\tilde{\varepsilon}_i = \varepsilon_i - t_{2,i}^2 / \varepsilon_2. \quad (6)$$

We report that the SDRG transformations Eqs. (3)–(6), although computed in perturbation theory, are *exact* transformations as long as one is interested in transport properties (transmittance) only (see App. B). As a consequence, the SDRG method yields exact results for the beta function in one dimension. Finally, we remark that these transformations recover the ones in the literature in the appropriate limit of approximation.^{20,21}

Given that these transformations are exact, there is no need to either search for the largest energy scale in the system or to introduce the cutoff Ω . One can iterate Eqs. (3)–(6) in *arbitrary order* until all sites are decimated, leaving the effective trio/link $\tilde{\varepsilon}_1$, $\tilde{t}_{1,L}$, and $\tilde{\varepsilon}_L$ connected to external leads: the conductance is then easily computed. However, we keep the SDRG formulation because it allows us to perform an analytical treatment in one dimension, as we show later. Furthermore, the main purpose of using the SDRG formulation is that it can be applied in higher dimensions and/or in the presence of interactions. In these cases, the SDRG transformation is no longer exact and the hierarchical decimation scheme is needed to correctly justify the perturbation theory.

III. THE BETA FUNCTION

In the following Sections, we compute the beta function using analytical results from the SDRG method and compare with exact results. For such a task, we use the dimensionless conductance defined as

$$g = [T / (1 - T)]_{\text{geo}} = \exp \langle \ln [T / (1 - T)] \rangle \quad (7)$$

where T is the transmittance, $\langle \dots \rangle$ means the disorder average and $(\dots)_{\text{geo}}$ denotes the geometric average, which we use for the typical value. It should be noticed that one may use different definitions of g such as $(T)_{\text{geo}}$ or $\frac{(T)_{\text{geo}}}{1 - (T)_{\text{geo}}}$. Subtleties about these definitions are not important here (see more details in App. C). The transmittance is computed using the effective trio $\tilde{\varepsilon}_1$, $\tilde{t}_{1,L}$, and $\tilde{\varepsilon}_L$ (for which we drop the tildes henceforth):

$$T = \frac{(2t_{1,L}t_0)^2}{(t_0^2 + t_{1,L}^2 + \varepsilon_1\varepsilon_L)^2 + t_0^2(\varepsilon_1 - \varepsilon_L)^2}, \quad (8)$$

where t_0 is the hopping constant of the leads. In order to have a well-defined Ohmic regime, we need to set $t_0 = \Omega_0$, the bare energy cutoff of the distributions of t 's and ε 's. The beta function is then computed via

$$\beta = \frac{d \ln g}{d \ln L}, \quad (9)$$

where L is the system size.

The strategy from now on is to compute the typical value of g (and thus, β) using the effective probability for ε_1 , $t_{1,L}$, and ε_L given by the SDRG method. Analytical results are not simple and limited. Therefore, we compare with exact results obtained either by another analytical method or by numerical implementation of the transformations in Eqs. (3)–(6).

IV. THE PARTICLE-HOLE SYMMETRIC CASE

In this section, we compute the beta function for the case in which all onsite energies are zero ($\varepsilon_i = 0$) in the Hamiltonian of Eq. (2) in different approaches and compare them.

A. Analytical SDRG results

In this simpler case, only the transformation in Eq. (3) is needed. Notice that, except for an irrelevant sign, the SDRG decimation procedure is identical to that of the random transverse field Ising model *at criticality*¹² as could be anticipated by a Wigner-Jordan mapping between these two models. Moreover, the transmittance simplifies to

$$T = (2t_{1,L}/\Omega_0)^2 \left[1 + (t_{1,L}/\Omega_0)^2 \right]^{-2}. \quad (10)$$

Running down the energy scale Ω , the fixed-point distribution for the hoppings is¹²

$$P(t) = \Theta(\Omega - |t|) \frac{1}{\Omega u(\Omega)} \left(\frac{\Omega}{|t|} \right)^{1-1/u(\Omega)}, \quad (11)$$

where $\Theta(x)$ is the Heaviside function, $u(\Omega) = u_0 + \Gamma$ is a slowly varying exponent with $\Gamma = \ln(\Omega_0/\Omega)$, Ω_0 is the cutoff of the bare distribution of t 's, and u_0 is proportional to the disorder strength of the bare system. This fixed-point distribution is universal in the sense that it attracts all initial distributions²² as the limit $\Omega \rightarrow 0$ is approached. Moreover, since the system disorder increases along the RG flow ($\langle t^2 \rangle / \langle t \rangle^2 \rightarrow \infty$ as $\Omega \rightarrow 0$), the associated fixed point is of infinite randomness type.

In order to compute g and β , we need the distribution of $t_{1,L}$ and its dependence on the system size L . Using the results of Refs. 23 and 24 in the limit $L \gg 1$, the

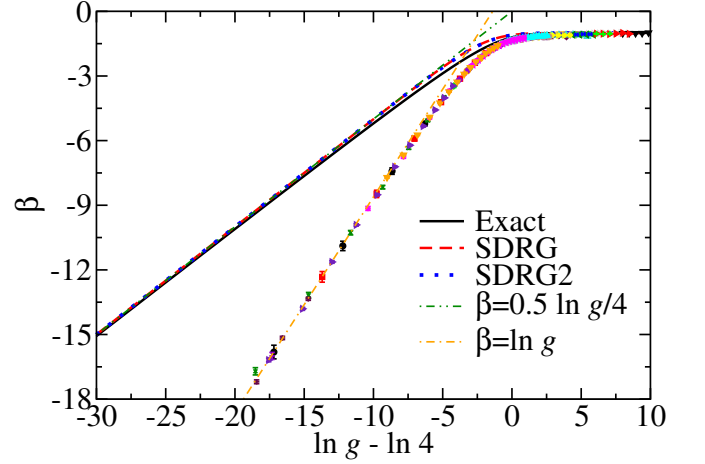


Figure 2. The beta function for the particle-hole symmetric case ($\varepsilon_i = 0$, continuous, dashed and dotted lines) and for the more conventional case with diagonal disorder only ($t_i = t_0$, symbols). The SDRG (dashed red line), exact (continuous black line), and SDRG2 (dotted blue line) results are discussed in Secs. IV A, IV B, and IV D, respectively.

distribution of the last hopping is

$$\mathcal{P}(\eta) = \frac{4}{\sqrt{\pi}} \sum_{n=0}^{\infty} (-1)^n \left(n + \frac{1}{2} \right) e^{-\eta^2 (n + \frac{1}{2})^2}, \quad (12)$$

$$= \frac{4\pi}{\eta^3} \sum_{n=0}^{\infty} (-1)^n \left(n + \frac{1}{2} \right) e^{-\pi^2 (n + \frac{1}{2})^2 / \eta^2}, \quad (13)$$

where $\eta = \ln(\Omega_0/t_{1,L}) / (u_0 \sqrt{L/2})$. Note that the sample conductance can be written as

$$g_s = \frac{1}{\sinh^2 \zeta_{1,L}}, \quad (14)$$

where $\zeta_{1,L} = \ln(\Omega_0/t_{1,L})$, which, through $\mathcal{P}(\eta)$, yields the distribution of g_s .

The conductance and the beta function are thus

$$\ln g = \ln 4 - \alpha \sqrt{\pi} - 2 \langle \ln(1 - e^{-\eta \alpha}) \rangle, \quad (15)$$

$$\beta = -\alpha \sqrt{\pi}/2 - \langle \eta \alpha / (e^{\eta \alpha} - 1) \rangle, \quad (16)$$

where $\alpha = u_0 \sqrt{2L}$ and we used that $\langle \eta \rangle = \sqrt{\pi}$. Notice that Eqs. (15) and (16) give β as a function of $\ln g$ parameterized by α . Thus, the beta function is universal as expected from the universality of $\mathcal{P}(\eta)$. A simple numerical integration of these equations is shown in Fig. 2 as a dashed red line.

The Ohmic regime is easily accessed in the limit $\alpha \rightarrow 0$. Expanding $e^{\eta \alpha}$ in powers of α and using Eq. (12) for the averaging, we find $\langle \eta \alpha / (e^{\eta \alpha} - 1) \rangle \approx 1 - \sqrt{\pi} \alpha / 2 + G \alpha^2 / 3$, where $G \approx 0.916$ is the Catalan constant. Similarly, $\langle \ln(1 - e^{-\eta \alpha}) \rangle \approx \ln \alpha - (\gamma + \ln 4) / 2 + 2X - \alpha \sqrt{\pi} / 2$, where $\gamma \approx 0.577$ is Euler's constant and

$X = -\sum_{n=0}^{\infty} (-1)^n \ln(n+1/2) \approx 0.738$. Thus, $\beta \approx -1 - Y/g$, where $Y = 16Ge^{\gamma-4X}/3 \approx 0.454$.

The localized regime is obtained straightforwardly in the limit $\alpha \rightarrow \infty$. Deep in the localized regime, $\ln g \rightarrow -\alpha\sqrt{\pi}$ and $\beta \rightarrow -\alpha\sqrt{\pi}/2$, and thus, $\beta = \frac{1}{2} \ln g$. Notice that this is not the usual localized regime behavior⁴, for which $\beta = \ln g$. The $\frac{1}{2}$ factor can be understood as follows. For the particle-hole symmetric case, the wave function is stretched-exponentially localized:^{10,11} $|\psi(r)|^2 \sim e^{-\sqrt{r}}$, where r is the distance from the central site in units of the associated localization length. The transmittance of a chain of size L much larger than the localization length is thus $\ln g \approx \langle \ln T \rangle \approx \ln |\psi|^2 \sim -\sqrt{L}$. Therefore, $\beta = \frac{1}{2} \ln g$.

Obtaining corrections to the strongly localized regime requires tedious algebra. Using Eq. (13), the mean values can be obtained in the saddle-point approximation. In addition, we keep only the dominant term $n = 0$. Then, $-2\langle \ln(1 - e^{-\eta\alpha}) \rangle \approx 2\langle e^{-\eta\alpha} \rangle = 2\sqrt{\pi}(3/2)^4 A^{-5/2} \alpha^{-8/3} e^{-A\alpha^{2/3}}$, with $A = 3\pi^{2/3}/2^{4/3}$ and $\langle \eta\alpha/(e^{\eta\alpha} - 1) \rangle \approx \langle \eta\alpha e^{-\eta\alpha} \rangle = \sqrt{\pi}(3/2)^3 A^{-3/2} \alpha^{-2} e^{-A\alpha^{2/3}}$. Finally,

$$\beta \approx \frac{1}{2} \ln(g/4) - 3\sqrt{3\pi} \frac{e^{-A\pi^{-1/3}(-\ln g/4)^{2/3}}}{2\ln^2 g}. \quad (17)$$

B. Exact results

It is interesting to compare the above analytical SDRG results with exact ones. As pointed out, the SDRG decimations rules Eqs. (3)–(6) are exact if we are interested in computing transport properties. Therefore, for the particle-hole symmetric case, the last hopping constant can be easily computed as

$$t_{1,L} = \frac{t_1 t_3 \dots t_{L-1}}{t_2 t_4 \dots t_{L-2}}, \quad (18)$$

where we are considering chains with an even number L sites attached to leads and neglecting the unimportant negative sign in Eq. (3). Defining $\zeta_i = \ln(\Omega_0/t_i)$, we find that $\zeta_{1,L}$ is the result of a random walk in the ζ_i space. In the $L \gg 1$ limit, the central limit theorem can be used to find the distribution of $\zeta_{1,L} = \ln(\Omega_0/t_{1,L})$: $Q(\zeta_{1,L}) = e^{-(\zeta_{1,L} - \langle \zeta \rangle_0)^2 / (2\sigma^2)} / (\sqrt{2\pi}\sigma)$, where $\sigma^2 = (L-1)\sigma_0^2$, and $\langle \zeta \rangle_0$ and σ_0^2 are the mean and the variance of the bare distribution of $\zeta_i = \ln(\Omega_0/t_i)$, respectively. Notice that universality is obtained in the limit of small disorder $\langle \zeta \rangle_0 \rightarrow 0$ and large system size $L \rightarrow \infty$. As we want to compare this approach with the analytical SDRG one, we define $\eta = \zeta_{1,L} / (\sigma_0 \sqrt{L/2})$ and find

$$\mathcal{Q}(\eta) = \frac{1}{2\sqrt{\pi}} e^{-\frac{1}{4}\eta^2}, \quad (19)$$

which recovers the results of Ref. 10. Using Eq. (14), the distribution of conductance samples is easily obtained.

In particular, when $L \rightarrow \infty$, $\ln g_s \approx -2|\zeta_{1,L}|$ and the distribution of g_s is log-normal. The conductance and the beta function are given, respectively, by

$$\ln g = \ln 4 - \langle \ln(1 - e^{-\eta\alpha})^2 \rangle, \quad (20)$$

$$\beta = -\langle \eta\alpha / (e^{\eta\alpha} - 1) \rangle, \quad (21)$$

where $\alpha = \sigma_0 \sqrt{2L}$ and $\langle \eta \rangle = 0$. Again, we have parameterized β and $\ln g$ in terms of α , which implies a universal beta function. The exact beta function is plotted in Fig. 2 as a solid black line.

For $\alpha \ll 1$, we expand the averages in powers of α . Thus, $\langle \ln(1 - e^{-\eta\alpha})^2 \rangle \approx \langle \ln(\alpha\eta)^2 \rangle - \mathcal{O}(\alpha)^2 = 2\ln \alpha + \gamma$, and $\langle \eta\alpha / (e^{\eta\alpha} - 1) \rangle \approx 1 + \langle (\alpha\eta)^2 \rangle / 12 + \mathcal{O}(\alpha)^4 = 1 + \alpha^2/6$. We then find that $\beta = -1 - Y'/g$, with $Y' = 2e^\gamma/3 \approx 1.187$.

The localized regime ($\alpha \rightarrow \infty$) is easily obtained by noticing that the averages in Eqs. (20) and (21) are dominated by the negative values of η . Then, we simplify $\langle \ln(1 - e^{-\eta\alpha})^2 \rangle \approx \langle -2\alpha\eta\Theta(-\eta) \rangle = 2\alpha/\sqrt{\pi}$, and $\langle \eta\alpha / (e^{\eta\alpha} - 1) \rangle \approx -\langle \alpha\eta \rangle = \alpha/\sqrt{\pi}$. Thus, $\beta = \frac{1}{2} \ln g$ as expected.

Obtaining corrections to the strongly localized regime is not as simple. We use that $\ln(1 - e^{-x})^2 = -2[x\Theta(-x) + \sum_{n=1}^{\infty} e^{-n|x|}/n]$. The resulting integrals are error functions $\text{Eff}(\alpha n)$ which we further expand in the limit of large argument: $\text{Eff}(x) = 1 - e^{-(x)^2} (x\sqrt{\pi})^{-1} [1 - 1/(2x^2) + \dots]$. The final result is that $\langle \ln(1 - e^{-\eta\alpha})^2 \rangle \approx 2\alpha\pi^{-1/2} [1 - \pi^2/(6\alpha^2)]$, and

$$\beta \approx -\alpha\pi^{-1/2} [1 + \pi^2/(6\alpha^2)] \approx \frac{1}{2} \ln g - \ln 2 + \frac{2\pi}{3 \ln g}. \quad (22)$$

C. Comparison between analytical SDRG and exact results

Let us compare the analytical SDRG results Eqs. (12) and (13) with the exact ones Eq. (19).

The main difference is that η is distributed only among positive values in $\mathcal{P}(\eta)$ while it can assume both positive and negative values in $\mathcal{Q}(\eta)$. This may seem due to the hierarchical decimation procedure of the SDRG: the new renormalized hopping is always less (in magnitude) than the decimated ones [see Eq. (3)]. Hence, η in the SDRG scheme is necessarily positive. However, remember that the SDRG transformation in Eq. (3) is an exact one. The problem in the hierarchical scheme is the inability of handling the boundary conditions correctly. To be precise, consider the simple case of a 4-site long chain. The exact effective hopping between sites 1 and 4, given by Eq. (18), is $t_1 t_3 / t_2$. This is also the effective hopping in the SDRG scheme provided $|t_2| > |t_1|, |t_3|$. On the other hand if, say, $|t_1| > |t_2|, |t_3|$, then in the SDRG scheme used to

derive Eq. (12), hoppings t_1 and t_2 are decimated out and only t_3 remains (as a consequence of open boundary conditions). Thus, the effective hopping is t_3 . If the hopping in the leads t_0 were included, this problem would be avoided. However, other problems would appear, such as, for instance, the definition of the chain length L .

In the logarithmic variable ζ , the effective hopping is the final position of a random walk after taking $L/2$ steps to the right and $L/2 - 1$ to the left. In the SDRG scheme, the paths in which the random walk cross the negative side are removed, as if there was a hard wall at the origin. This is why the probability of finding the random walker near the origin vanishes in the SDRG method, see Eq. (13), while it is maximum in the exact approach, see Eq. (19). For large η , the SDRG result agrees well with the exact one if we identify σ_0 with u_0 , as expected.

Despite the huge difference in the behavior of $\mathcal{P}(\eta)$ and $\mathcal{Q}(\eta)$ for $\eta \ll 1$, the corresponding beta functions in the Ohmic regime agree quite well with each other, as shown in our analytical calculations and as can be seen in Fig. 2. On the other hand, for the localized regime $\eta \gg 1$, although \mathcal{P} and \mathcal{Q} agree remarkably well, surprisingly, the corrections to the localized regime are quite different, as we have shown analytically and can be clearly seen in Fig. 2. The approach to the strongly localized regime $\beta = \frac{1}{2} \ln g$ is much faster in the SDRG method. We point out that this is not due to the fact that η can be negative in the exact calculation. Recall that the transmittance in Eq. (10) is an even function with respect to η . This remarkable agreement only depends on the scaling of the variable ζ with the system size L .

It is not our purpose here to modify the hierarchical decimation procedure of the SDRG method in order to correctly handle the boundary conditions analytically. Our main purpose is to show that the SDRG method can be used to compute the beta function easily. Further developments in higher dimensions will have to be tackled numerically since there are very few analytical results using the SDRG scheme.^{20,25} Besides, boundary conditions in higher dimensions are less important and handling them can be easily accomplished via a numerical implementation of the SDRG method.

D. A simpler SDRG approach

We now introduce a different approach for computing the beta function analytically in the framework of the SDRG method. As we discussed before (Sec. IV A), it is not simple to compute the distribution of the last hopping for a finite chain. Part of this difficulty is due to the boundary conditions. As we expect this to introduce little effect in the thermodynamic limit, we use a simpler approach as explained below.

Consider an infinite chain. We run the SDRG method until the average distance between the undecimated sites is L . At this stage, we break the chain into pieces of consecutive sites, and consider each piece as a representative

of a finite chain of size L . Within this simple approach, the distribution of the last hopping is exactly the distribution of hoppings in Eq. (11), which can be recast as

$$\mathcal{P}(\eta) = e^{-\eta}, \quad (23)$$

with $(u_0 + \Gamma)\eta = \ln(\Omega/t)$, and the energy cutoff Γ being related to L via activated dynamical scaling^{12,24}

$$L = (1 + \Gamma/u_0)^2. \quad (24)$$

It is clear that our boundary conditions are artificial and unlikely correspond to a real physical situation. Moreover, Eq. (23) is quite different from Eqs. (12) and (13). The largest difference is in the behavior for $\eta \rightarrow 0$. However, as we show below, this is of little importance for the *average* quantities.

We are now in a position to compute the beta function. The conductance is $\ln g = \ln 4 - 4\Gamma - 2u_0 - 2\langle \ln(1 - e^{-2(u_0 + \Gamma)\eta - 2\Gamma}) \rangle$ and $\beta = -(\Gamma + u_0)(2 + \frac{d}{d\Gamma} \langle \ln(1 - e^{-2(u_0 + \Gamma)\eta - 2\Gamma}) \rangle)$. It is now clear that the beta function becomes universal only in the limit of small disorder ($u_0 \rightarrow 0$) and large chains ($L \rightarrow \infty$) but finite $u_0\sqrt{L}$. After performing the averages we obtain

$$\ln g = \ln 4 - 4\Gamma + 2 \sum_{n=1}^{\infty} e^{-2n\Gamma} / (n(2n\Gamma + 1)), \quad (25)$$

$$\beta = -2\Gamma - 4\Gamma \sum_{n=1}^{\infty} (n\Gamma + 1) e^{-2n\Gamma} / (2n\Gamma + 1)^2. \quad (26)$$

Here, $\Gamma \rightarrow u_0\sqrt{L}$ becomes the parametrization constant and depends on the combination $u_0\sqrt{L}$ as before. For comparison, the corresponding beta function is plotted in Fig. 2 (dotted blue line). As expected, the agreement with the first analytical SDRG approach is remarkable. Noticeable differences in β arise only when g is of order unity.

The Ohmic regime is obtained in the limit $\Gamma \ll 1$. Here, we approximate the sums by integrals and find that $\beta \approx -1 - 1.856/\sqrt{g}$. For the localized regime $\Gamma \gg 1$, on the other hand, we keep only the $n = 1$ contribution in the sums. It follows that $\beta \approx \frac{1}{2} \ln(g/4) - \frac{1}{2} \sqrt{g} [1 + 4/\ln(g/4)]$.

The great advantage of this naive approach is its simplicity. It captures the qualitative features of the beta function such as the localized and Ohmic regime, and allows us to determine the conditions for universality. This simplicity will come in handy when applying the method to the generic case, as we do in the following.

V. THE GENERIC CASE

In this section, we compute the beta function when particle-hole symmetry is broken. As in Sec. IV, we consider different approaches and compare them.

A. Numerically exact results

Let us first consider the Hamiltonian in Eq. (2) with diagonal disorder only ($t_i = t_0 = \Omega_0$). We will consider ε 's that are symmetrically distributed around the origin according to

$$R_0(\varepsilon) = \Theta(\varepsilon_0 - |\varepsilon|) (\varepsilon_0/|\varepsilon|)^{1-1/z} (\varepsilon_0 z)^{-1}, \quad (27)$$

where ε_0 is the maximum value of $|\varepsilon|$ and z is an additional parameter.

We were not able to obtain exact analytical results for the beta function in this case. Thus, we implemented numerically the transformations in Eqs. (3)–(6) and computed the beta function according to Eq. (9). We considered chains of length ranging from $L = 10^2$ up to 10^3 , cutoff energy from $\varepsilon_0 = 0.00625$ up to 0.8 , and four different values of $z = 10^k$, with $k = -2, \dots, 1$. The different data sets are shown in Fig. 2. For our discussion, there is no need to distinguish the parameters used for each data set. As can be seen, the beta function seems to be universal even though the single-parameter scaling theory is not applicable to this case. This is because the violations are quite small.⁸

The beta function is clearly different from the particle-hole symmetric case, however. The question we now address is how the particle-hole symmetric behavior $\beta = \frac{1}{2} \ln g$ changes when this symmetry is weakly broken by the introduction of small random ε 's. Here, we study systems in which the t 's are distributed between 0 and Ω_0 according to

$$P_0(t) = (\Omega_0/t)^{1-1/u_0} (\Omega_0 u_0)^{-1}, \quad (28)$$

where u_0 parameterizes the disorder strength. For this case, we considered chains of sizes varying from $L = 10^2$ up to 10^4 , onsite cutoff energies varying from $\varepsilon_0 = 10^{-14}$ to 10^{-1} , $\Omega_0 = 1$, disorder strengths $z = 0.1, 1$, and 10 , and $u_0 = 0.1, 0.5, 1$, and 2 . All chains have qualitatively the same behavior. For clarity, we show only a few representative ones in Fig. 3 for $z = 1$ (see also App. C). The continuous line is the exact result for the particle-hole symmetric case, Eqs. (20) and (21). The black circles are for the limiting case of uniform hopping discussed above (same data points of Fig. 2). We discuss the observed non-universality of the beta function in the following subsections.

B. SDRG results

We now apply the analytical SDRG method to the general Hamiltonian in Eq. (2) with both diagonal and off-diagonal disorder. As expected, the RG flow equations are much harder to solve due to the structure of Eqs. (3)–(6). We can simplify them, however, by assuming that, near the fixed point, the system disorder is so strong ($\Omega \gg |t_i|, |\varepsilon_i|$) that those equations can be approximated

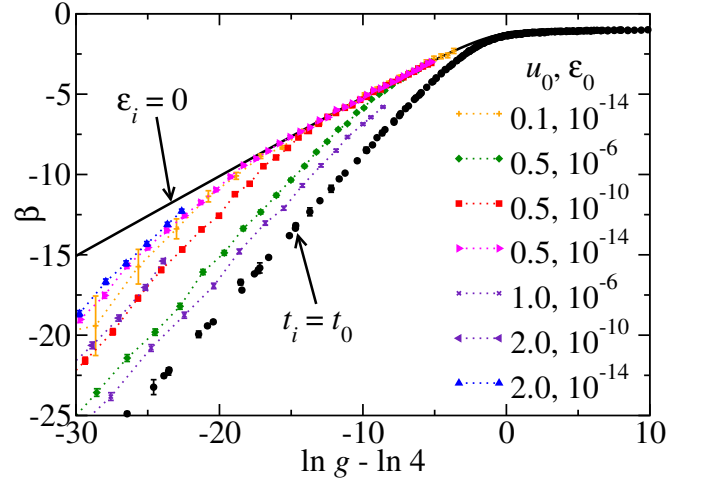


Figure 3. The beta function for different disorder strengths, highlighting the its non-universality when particle-hole symmetry ($\varepsilon_i = 0$) is broken.

by $\tilde{t} = t_i t_j / \Omega$ and $\tilde{\varepsilon}_i = \varepsilon_i$. In this approximation, the signs of t 's and ε 's become irrelevant and we will henceforth ignore them. With this, the flow equations for the distributions $P(t)$ and $R(\varepsilon)$ become

$$\frac{\partial P}{\partial \Omega} = R(\Omega)P(t) - [P(\Omega) + R(\Omega)] P \otimes P \quad (29)$$

$$\frac{\partial R}{\partial \Omega} = -R(\Omega)R(\varepsilon). \quad (30)$$

where $P \otimes P = \int dt_1 dt_2 P(t_1)P(t_2)\delta(t - t_1 t_2 / \Omega)$. The first terms on the right-hand sides come from the normalization of P and R as Ω is lowered. The second term on the right-hand side of Eq. (29) implements Eqs. (3) and (5). Notice that, at this very simple level of approximation, the only renormalization on R is due to the lowering of the cutoff. Thus, any solution of the type $R(\varepsilon) = f(\varepsilon) A(\Omega)$, where $f(\varepsilon) \geq 0$ is any non-pathological distribution function and $A(\Omega) = 1/\int_0^\Omega d\varepsilon f(\varepsilon)$ a normalization constant, is a solution to Eq. (30).

Before presenting the fixed-point solution for $P(t)$, notice the RG flow is quite similar to that of the random transverse-field Ising chain deep in the paramagnetic Griffiths phase, if we associate transverse fields with onsite energies and exchange couplings with hoppings. In that case, asymptotically, only transverse fields are decimated, thus renormalizing the coupling constants.¹² That is exactly the asymptotic flow in Eqs. (29) and (30). Even if initially most t 's are greater than most ε 's, the initial flow of P is towards the singular distribution of Eq. (11). At some point, $R(\Omega)$ will become of the order of $P(\Omega)$. After this point, the singularity of P will be enhanced because the ε 's will dominate over the t 's, just like in the SDRG flow of the paramagnetic Griffiths phase.¹²

With this similarity in mind and considering the initial

distributions in Eqs. (27) and (28), we use the following Ansatz for the unknown distributions

$$P(t) = \frac{1}{u_\Omega \Omega} \left(\frac{\Omega}{t} \right)^{1 - \frac{1}{u_\Omega}}, \quad R(\varepsilon) = \frac{1}{z \Omega'} \left(\frac{\Omega'}{|\varepsilon|} \right)^{1 - \frac{1}{z}}, \quad (31)$$

where the hoppings and onsite energies are distributed between $0 \leq t \leq \Omega$ and $0 \leq |\varepsilon| \leq \Omega'$, respectively. We find that $\Omega' = \min\{\varepsilon_0, \Omega\}$, $u_\Omega = u_0 + \Gamma$ for $\Omega > \varepsilon_0$ and $u_\Omega = (u_0 + \Gamma_\varepsilon + z) e^{(\Gamma - \Gamma_\varepsilon)/z} - z$, for $\Omega < \varepsilon_0$, where $\Gamma = \ln(\Omega_0/\Omega)$, and $\Gamma_\varepsilon = \ln(\Omega_0/\varepsilon_0)$. In fact, there are other fixed point solutions parameterized by different $R(\varepsilon)$. However, we find that the important features of the beta function are fairly independent of the family of solutions chosen, as long as they are constrained by the condition that $R(\Omega) \gg P(\Omega)$, for Ω less than the crossover energy scale $\Omega_0 e^{-\Gamma^*}$, where Γ^* is defined later in connection with Eq. (36). Moreover, the solutions in Eq. (31) are convenient because they recover Eq. (11) in the limit $z \rightarrow \infty$ in a simple manner. We stress that this freedom in choosing the function $R(\varepsilon)$ is a consequence of the approximations made in arriving at Eqs. (29) and (30). The full SDRG flow, of course, determines this function uniquely. Finally note that the flow described by Eq. (31) clearly corresponds to a two-parameter scaling situation, u_0 and z here playing the role of the two parameters.

As usual, we will focus on long chains that are weakly disordered. This means that the t 's are narrowly distributed near Ω_0 and the $|\varepsilon|$'s are much smaller than Ω_0 . In this limit, the transmittance in Eq. (8) reduces to the one in Eq. (10). This means that all the effects on the beta function due to the particle-hole symmetry-breaking ε 's are encoded in the behavior of the renormalized hopping $t_{1,L}$. In this case, the Ohmic regime is straightforwardly recovered since it happens in the limit of $1 \approx t_{1,L} \gg |\varepsilon_{1,2}|$. The RG flow is just like the particle-hole symmetric case and Eq. (31) reduces to Eq. (11). We thus focus on the localized regime where $t_{1,L} \ll |\varepsilon_{1,2}| \ll 1$, and $T \approx (2t_{1,L})^2$.

For that we need the distribution of $t_{1,L}$. As mentioned before, the RG flow is like that of the paramagnetic Griffiths phase of the random-transverse field Ising model and this distribution is known.²³ Indeed, the family of solutions in Eq. (31) is analogous to the line of fixed-point distributions of the Griffiths phase.¹² Thus, using the results of reference 23, we have, in the limit $L \gg L^*$ and $L^{-z} \ll \varepsilon_0$,

$$\mathcal{P}(\zeta) = e^{-(\zeta - L/L^*)^2/(4L)} / \sqrt{4\pi L}, \quad (32)$$

where $\zeta = \ln(\Omega_0/t_{1,L})$ and $L^* \approx (\max\{\Gamma_\varepsilon, z\}/u_0)^2$ is a crossover length which will be discussed later in connection with Eq. (36). This can be understood as follows. For $L \gg L^*$, the later stages of the RG flow are dominated by ε 's decimations [see Eqs. (5) and (6)]. Thus, $\tilde{\zeta}$ renormalizes in a simple additive fashion and we expect the mean value of ζ to be proportional to L and

its variance to follow the central limit theorem. We note that the derivation of Eq. (32) is fairly non-trivial²³ and corrections due to a finite u_0 are quite involved. We will come back to these features later when we discuss the simpler SDRG approach. Since $\ln g_s \approx -2\zeta$, the g_s distribution in this limit is log-normal, with the average and variance of $\ln g_s$ scaling linearly with L .

We finally note that, although $\mathcal{P}(\zeta)$ depends on a non-universal constant L^* , the localized regime is universal: $\ln g \approx \ln 4 - 2\langle \zeta \rangle = \ln 4 - 2L/L^*$, and $\beta \approx -2L/L^* \approx \ln g$. This is the more familiar result $\beta \sim \ln g$ for localized states in the strongly localized regime. In this limit, β is universal, as seen in the data of Fig. 2. Non-universal corrections will be dealt with in the following.

C. A simpler SDRG approach

We now generalize the simpler approach of Section IV D to the generic case without particle-hole symmetry. We thus take the distribution of hoppings $t_{1,L}$ and onsite energies ε_1 and ε_2 in the final link to be given by the bulk distributions of Eq. (31), which can be recast as

$$\mathcal{P}(\eta) = \Theta(\eta) e^{-\eta}, \quad \text{and} \quad \mathcal{R}(\chi) = \Theta(\chi - \chi_0) z^{-1} e^{-\chi/z}, \quad (33)$$

where $\eta = \ln(\Omega/t)/u_\Gamma$, $\chi = \ln(\Omega/|\varepsilon|)$, $\chi_0 = \ln(\Omega/\Omega')$. As discussed in Section V B, we can use in this case the transmittance given in Eq. (10). Parameterizing the conductance and the beta function through $\Gamma = \ln(\Omega_0/\Omega)$

$$\ln g = \ln 4 - 2\Gamma - 2u_\Gamma - 2 \left\langle \ln \left(1 - e^{-2(\eta u_\Gamma + \Gamma)} \right) \right\rangle \quad (34)$$

$$\beta = -2 \left(1 + \dot{u}_\Gamma + 2 \left\langle \frac{\eta \dot{u}_\Gamma + 1}{e^{2(\eta u_\Gamma + \Gamma)} - 1} \right\rangle \right) \frac{d\Gamma}{d \ln L}, \quad (35)$$

where $\dot{u}_\Gamma = \frac{du_\Gamma}{d\Gamma} = 1$ and $\frac{d\Gamma}{d \ln L} = u_\Gamma/2$ for $\Gamma < \Gamma_\varepsilon$, and $\dot{u}_\Gamma = 1 + u_\Gamma/z$ and $\frac{d\Gamma}{d \ln L} = \frac{u_\Gamma z}{u_\Gamma + 2z}$ for $\Gamma > \Gamma_\varepsilon$. Note that, in this simpler approach, we obtain the relation between the energy cutoff Γ and the chain length L by taking the latter to be the mean distance between active sites. From the rate equation $dn = n(2P(\Omega) + R(\Omega)) d\Omega$, where $n = L^{-1}$ is the density of active sites in the effective chain, we find

$$L = (u_\Gamma/u_0)^2 \min \left\{ 1, e^{-(\Gamma - \Gamma_\varepsilon)/z} \right\}. \quad (36)$$

In the limit $z \rightarrow \infty$ (or for $\Gamma < \Gamma_\varepsilon$), the activated dynamical scaling of Eq. (24) is recovered. For $\Gamma - \Gamma_\varepsilon \gg z$, on the other hand, the usual power-law dynamical scaling $\Omega \sim L^{-z}$ holds, with z playing the role of the dynamical exponent. The crossover between the two regimes happens when the RG flow is dominated by both t - and ε -decimations, i.e., when the typical values of t 's and ε 's are of same order, namely, when $u_\Gamma = z$. Thus, the crossover energy scale is $\Gamma^* = \Gamma_\varepsilon + \max\{0, z \ln(2z/(u_0 + \Gamma_\varepsilon + z))\}$, which gives a crossover length scale $L^* \approx (\max\{z, \Gamma_\varepsilon\}/u_0)^2$.

Averaging over η , we get

$$\ln g = \ln 4 - 2\Gamma - 2u_\Gamma + 2 \sum_{n=1}^{\infty} \frac{e^{-2n\Gamma}}{nf_{n,\Gamma}}, \quad (37)$$

$$\beta = -2 \left(1 + \dot{u}_\Gamma + 2 \sum_{n=1}^{\infty} \frac{g_{n,\Gamma} e^{-2n\Gamma}}{f_{n,\Gamma}^2} \right) \frac{d\Gamma}{d \ln L}, \quad (38)$$

where $f_{n,\Gamma} = 2nu_\Gamma + 1$ and $g_{n,\Gamma} = (f_{n,\Gamma} + \dot{u}_\Gamma) / f_{n,\Gamma}^2$.

We now discuss some limits of interest. Since $\epsilon_0 \ll \Omega_0$, our calculation is valid only in the limit $\Gamma_\epsilon \gg 1$. In the particle-hole symmetric case, universality comes about in the limit $L \rightarrow \infty$ and $u_0 \rightarrow 0$ with $\Gamma = u_0 \sqrt{L}$ finite. In order to recover the Ohmic regime ($\Gamma \ll 1$), then $u_\Gamma = \Gamma + \mathcal{O}(\Gamma^2/z)$ and Eqs. (37) and (38) become z -independent recovering Eqs. (25) and (26). We then conclude that the Ohmic regime is the same in both particle-hole symmetric and generic cases.

The limit $z \rightarrow \infty$ is straightforward. It recovers the particle-hole symmetric case $\beta = \frac{1}{2} \ln g$ simply because $R(\epsilon)$ becomes extremely singular and the ϵ 's essentially play no role in the RG flow.

Let us now focus on the localized regime for finite z . When $1 \ll \Gamma \ll \Gamma^*$, we are back to the particle-hole symmetric case where $\beta \approx \frac{1}{2} \ln g$. When Γ becomes greater than Γ^* , then the RG flow veers from the particle-hole symmetric one and we expect β to cross over to the $\sim \ln g$ behavior. In the limit $\Gamma - \Gamma^* \gg z$, we find that

$$\beta = \ln(g/4) + 2\Gamma^* + 16z^2 / \ln(g/4), \quad (39)$$

up to corrections of order $\mathcal{O}[z \ln(\ln(4/g))]$. Notice that β is non-universal due to the constant Γ^* . As we have mentioned before, this result can be interpreted as a sharp crossover from the universal particle-hole symmetric case $\frac{1}{2} \ln(g/4)$ to the generic one $\ln(g/4) + \text{const}$. For β to be continuous, the constant must be $-\frac{1}{2} \ln[g(\Gamma^*)/4]$ which, according to Eq. (25), is $\sim 2\Gamma^*$.

This result explains the non-universal beta function found numerically in Fig. 3. We note that the crossover constant Γ^* does not fit quite well the numerical data in Fig. 3 for a very simple reason. In our analytical approach, we have neglected the corrections to the renormalization of ϵ 's in Eq. (4). These corrections enhance the bare cutoff ϵ_0 and, consequently, the crossover energy Γ^* will be slightly suppressed, in agreement with the exact numerical result.

Finally, we comment on the beta function for the uniform hopping case. Unfortunately, our analytical approach cannot be used in that case because we neglected the ϵ -corrections in Eq. (3). As a result, all the hoppings retain the value t_0 along the RG flow, which then fixes the cutoff energy at $\Omega = \Omega_0$ and the localized regime is never reached.

VI. THE LYAPUNOV EXPONENT

In this Section, we briefly comment on the Lyapunov exponent. It is usually defined as $\gamma = \lim_{L \rightarrow \infty} \gamma_L$, where

$$\gamma_L = \frac{\ln(1 + g^{-1})}{L} = -\frac{\langle \ln(T) \rangle}{L}, \quad (40)$$

where T is the transmittance [see Eq. (8)]. Single-parameter scaling theory⁵ predicts that the standard deviation of $-\frac{\ln T}{L}$, which we will call σ_L is such that

$$\sigma_L^2 \approx 2L^{-2} \ln(\cosh \gamma L) \rightarrow 2\gamma/L. \quad (41)$$

The fact that σ_L^2 vanishes as L^{-1} is a consequence of the central limit theorem, which follows from the hypothesis of phase randomization of the single-parameter scaling theory.

For states near the band center, it is known that single-parameter scaling theory is not valid.^{3,8} Actually, a two-parameter scaling theory is needed.⁷ However, for the particle-hole symmetric case, another single-parameter scaling theory is possible. Evidently, the definition in Eq. (40) cannot be used in this case. As shown in Eqs. (12), (13), (19) and (23), the correct scaling variable is $\langle \ln T \rangle / \sqrt{L}$. Thus, the useful definition for the Lyapunov exponent should be

$$\sqrt{\gamma_L} = \frac{\langle \ln T \rangle}{\sqrt{L}}, \quad (42)$$

which can be easily computed. Using the exact result in Eq. (19), $\langle \ln T \rangle = \ln 4 - 2 \langle \ln(1 + e^{-2\alpha\eta}) \rangle$, with $\alpha = \sigma_0 \sqrt{L/2}$. For $\alpha \rightarrow \infty$, the integral is dominated by the negative values of η . Then, $\ln(1 + e^{-2\alpha\eta}) \approx -2\alpha\eta$ (for $\eta < 0$), yielding $\langle \ln T \rangle = \ln 4 - 4\alpha/\sqrt{\pi} + \mathcal{O}(\alpha^{-2})$. Therefore, $\gamma_L = 8\sigma_0^2/\pi$. Recall that the wave function is stretched-exponentially localized,¹¹ $\ln|\psi|^2 \sim -\sqrt{\gamma L}$, and the localization length is the inverse of the Lyapunov exponent

$$\gamma^{-1} = \pi/(8\sigma_0^2). \quad (43)$$

In the same manner, the variance of $\ln T$ in the $\alpha \rightarrow \infty$ limit is $\sigma_{\ln T}^2 = 16\alpha^2(1 - \pi^{-1})$. We then conclude that the single-parameter scaling theory for the particle-hole symmetric dictates that

$$\sigma_L^2 = \frac{16\alpha^2}{L} (1 - \pi^{-1}) = (\pi - 1)\gamma. \quad (44)$$

The remarkable difference from the generic case Eq. (41) is that σ_L does not vanish in the thermodynamic limit, i.e., the quantity $\ln T / \sqrt{L}$ is not self-averaging.¹⁰ This is the hallmark of the infinite-randomness fixed point physics of the particle-hole symmetric case.¹²

For completeness, let us analyze the generic case using the SDRG approach of Sec. VB. It is clear from the distribution in Eq. (32) that $\gamma = 1/L^*$ and that

$\sigma_L^2 = 2/L = 2L^*\gamma/L$. In contrast to Eq. (41), the ratio $L\sigma_L^2/\gamma$ is not universal, as expected from the two-parameter scaling theory. Indeed, even for the special case of uniform hopping ($t_i = t_0$), the beta function is not universal, even though the non-universalities are hard to characterize numerically, since single-parameter scaling is only weakly violated.⁸ As shown in Ref. 8, the ratio $L\sigma_L^2/\gamma$ when $L \rightarrow \infty$ is actually 2.094, not 2 as in Eq. (41).

Finally, we note that the results of the simpler SDRG approach in Sec. V C are not accurate for computing σ_L^2 . Although the distribution in Eq. (33) has the correct scaling for the average $\langle \ln t_{1,L} \rangle$ (and thus, the correct scaling for the beta function), it overestimates the fluctuations of $\ln t_{1,L}$, yielding the unphysical result $\sigma_{\ln T}^2 \sim L^2$.

VII. CONCLUSIONS AND DISCUSSION

In this paper, we have confirmed that a single-parameter scaling theory is applicable to the particle-hole symmetric state of the one-dimensional tight-binding model, yielding a universal beta function which, in the localized regime, is $\beta = \frac{1}{2} \ln(g/4)$. When particle-hole symmetry is broken by weak onsite disorder, the band-center state displays a non-universal beta function, which crosses over to $\beta = \ln g + \text{const}$, with a non-universal constant. As explained in the Introduction, even in this two-parameter scaling case the leading term of β is still universal and does not depend on the particular definition of the conductance g [either Eq. (7) or Eq. (C1)]. On the other hand, the non-universal sub-leading term, which comes from corrections to scaling, does depend on the definition of g .

All these conclusions can be interpreted in a simple way. Within the SDRG method, the RG flow for the particle-hole symmetric case is identical to that of the critical point of the random-transverse field Ising chain, which is governed by an infinite-randomness fixed point which is reflected in the novel single-parameter scaling theory. By introducing onsite disorder, the SDRG flow deviates from the critical one towards a line of fixed point that holds close analogy to the line of fixed points of the Griffiths phase of the aforementioned Ising model. This is an alternative interpretation of the two-parameter scaling theory of the tight-binding model close to the band center.

One question that arises from these conclusions is why single-parameter scaling holds for the particle-hole symmetric case while it is violated for the generic case. In order to shed some light into this question, we investigate whether the criterion for single-parameter scaling developed in Refs. 1 and 2 is violated in the particle-hole symmetric case. As we show shortly below, the criterion is indeed violated and single-parameter scaling should be violated. Of course, one has to be very careful in blindly applying this criterion for the particle-hole symmetric case. As pointed out by the authors, this ad-

ditional symmetry introduces further complications and their result cannot be directly applied here. In any case, a new criterion for single-parameter scaling is desirable.

In Refs. 1 and 2, it was stated that single-parameter scaling is valid as long as the localization length is greater than $l_s = 1/\sin(\pi N(E))$, where $N(E)$ is integrated the density of states at energy E normalized by the total number of states in that band. This should be viewed as a necessary condition ensuring that the localization length is greater than all other length scales in the system. In this case, the phase randomization hypothesis of Ref. 5 would hold. For band edge states, $N(E) \ll 1$ and thus l_s diverges. That is the reason why band edge states violate the single-parameter scaling. For middle-of-the-band states, $N(E) \sim 1/2$ and l_s is microscopic. Thus, single-parameter scaling holds. As pointed out in Ref. 3, for the Hamiltonian in Eq. (2), there are actually two bands, and the $E = 0$ state is actually a band-edge state between the two bands. It was then shown that l_s is indeed greater than the localization length.

The integrated density of states for the particle hole symmetric case was computed in Ref. 9. Keeping in mind that actually there are two bands, for $|E| \ll t_0$ and in the limit of small disorder σ_0 , it is found that $N(E) \approx 1 - \sigma_0^2 [2 \ln(t_0/E)]^{-2}$. Therefore, the ratio between the localization length and l_s is $\sim \pi^2 / (32 [\ln(t_0/E)]^{-2})$, which vanishes logarithmically in the $E \rightarrow 0$ limit. Thus, the criterion of Refs. 1 and 2 is also violated and single-parameter scaling is not possible.

We finally conclude by recalling that the SDRG method here presented can be applied to higher dimensions (see App. A). Although an analytical solution seems to be impossible, a numerical implementation is possible and convenient due to the low numerical cost of the method. This study will be undertaken in a future publication.

ACKNOWLEDGMENTS

This work was supported by the NSF under Grants DMR-1005751 and PHYS-1066293, by the Simons Foundation, by FAPESP under Grants 07/57630-5 and 2013/09850-7, and by CNPq under Grants 304311/2010-3, 590093/2011-8 and 305261/2012-6. We acknowledge the hospitality of the Aspen Center for Physics.

APPENDICES:

Appendix A: The SDRG recursion relations

In this appendix, we derive explicitly the SDRG transformations.

1. Decimating a hopping term

Consider the case when $|t_{23}|$ is the largest energy scale of the problem. Then we treat

$$H_0 = \varepsilon_2 c_2^\dagger c_2 + t_{23}(c_2^\dagger c_3 + \text{h.c.}) + \varepsilon_3 c_3^\dagger c_3,$$

exactly and

$$H_1 = \sum_{i \neq 2,3} t_{2,i}(c_2^\dagger c_i + \text{h.c.}) + t_{3,i}(c_3^\dagger c_i + \text{h.c.}),$$

in second-order perturbation theory. Here we have assumed, for generality, that all possible hoppings to sites 2 and 3 can occur.

In the occupation number basis of sites 2 and 3, $|1,0\rangle$ and $|0,1\rangle$, the unperturbed Hamiltonian is $H_0 = \begin{pmatrix} \varepsilon_2 & t_{23} \\ t_{23} & \varepsilon_3 \end{pmatrix}$ with eigenenergies $\lambda_\pm = \bar{\varepsilon} \pm \sqrt{t_{23}^2 + (\frac{\Delta\varepsilon}{2})^2}$, where $2\bar{\varepsilon} = \varepsilon_2 + \varepsilon_3$ and $\Delta\varepsilon = \varepsilon_2 - \varepsilon_3$. The corresponding eigenvectors are $|+\rangle = \beta|1,0\rangle + \alpha|0,1\rangle$ and $|-\rangle = \alpha|1,0\rangle - \beta|0,1\rangle$, with $\alpha = t_{2,3}/\sqrt{(\lambda_+ - \varepsilon_3)^2 + t_{2,3}^2}$ and $\beta = \lambda_+ - \varepsilon_3/\sqrt{(\lambda_+ - \varepsilon_3)^2 + t_{2,3}^2}$. These are the two states we want to integrate out because they are very distant from the band center, i.e., $\lambda_\pm \approx \pm t_{23}$ which is far from $E = 0$. The state $|0\rangle \equiv |0,0\rangle$ (corresponding to the particle being elsewhere), is the one we want to keep. We now treat H_1 perturbatively. Since there is no correction to first order ($\langle 0|H_1|0\rangle = 0$), we must go to second order. We use the notation $|1_k;0\rangle$ to denote that the particle is at site k different from sites 2 and 3, and $|0;\pm\rangle$ to denote the two high-energy states in which the particle occupies sites 2 and 3.

The onsite energy corrections are

$$\delta\varepsilon_k = \sum_{s=\pm} \frac{|\langle 1_k;0|H_1|0;s\rangle|^2}{-\lambda_s}, \quad (\text{A1})$$

and the effective onsite energy then becomes

$$\tilde{\varepsilon}_k = \varepsilon_k - \frac{\varepsilon_3 t_{2,k}^2 - 2t_{2,3}t_{2,k}t_{3,k} + \varepsilon_3 t_{3,k}^2}{t_{2,3}^2 - \varepsilon_2 \varepsilon_3}, \quad (\text{A2})$$

which reduces to Eq. (4) in the special case of one dimension and nearest-neighbor hopping only.

The effective hopping between sites k and l is

$$\delta t_{k,l} = \sum_{s=\pm} \frac{\langle 1_k;0|H_1|0;s\rangle \langle 0;s|H_1|1_l;0\rangle}{-\lambda_s}, \quad (\text{A3})$$

which gives

$$\tilde{t}_{k,l} = t_{k,l} + \frac{\varepsilon_3 t_{2,k}t_{2,l} - t_{2,3}(t_{2,k}t_{3,l} + t_{2,l}t_{3,k}) + \varepsilon_2 t_{3,k}t_{3,l}}{t_{2,3}^2 - \varepsilon_2 \varepsilon_3}, \quad (\text{A4})$$

which reduces to Eq. (3) when there are only nearest-neighbor hoppings.

Finally, the effective Hamiltonian is that given by Eq. (2) with the renormalized couplings $\tilde{\varepsilon}_k$ and $\tilde{t}_{k,l}$. Notice there is no global shift in the energy. This is important because we are looking for a good approximation for the state at zero energy. Therefore, shifts in the energy coming from perturbation theory, which are commonly disregarded in SDRG treatments, cannot be ignored here.

2. Decimating an onsite energy term

Consider now the case in which the highest energy scale is given by an onsite energy, say $|\varepsilon_2|$. In this case, the states of interest are $|0\rangle \equiv |0_2\rangle$ and $|1\rangle \equiv |1_2\rangle$, representing no and one particle on site 2, respectively, which are eigenstates of $H_0 = \varepsilon_2 c_2^\dagger c_2$. Now, we treat $H_1 = \sum_k t_{2,k}(c_2^\dagger c_k + \text{h.c.})$ perturbatively. We thus discard state $|1\rangle$ because it is too far from the reference energy $E = 0$. The discarded state corresponds to a particle strongly localized at site 2.

To first order of perturbation theory, there is no correction: $\langle 0|H_1|0\rangle = 0$. To second order, the matrix elements are

$$\tilde{H}_{k,l} = \frac{\langle 0_2;1_k|H_1|1_2;0\rangle \langle 1_2;0|H_1|0_2;1_l\rangle}{-\varepsilon_2}.$$

Thus, the effective onsite energy is

$$\tilde{\varepsilon}_k = \varepsilon_k - \frac{t_{2,k}^2}{\varepsilon_2}, \quad (\text{A5})$$

and the effective hopping is

$$\tilde{t}_{k,l} = t_{k,l} - \frac{t_{k,2}t_{2,l}}{\varepsilon_2}. \quad (\text{A6})$$

As in the hopping transformation, there is no global shift in the energy. Equations (A5) and (A6) reduce to Eqs. (6) and (5), respectively.

Appendix B: Local transformations in the transfer matrix formalism

For a 1D system with nearest-neighbor hopping only, the conductance can be obtained from the product of the transfer matrices $T_L T_{L-1} \dots T_2 T_1$ where $T_i = \begin{pmatrix} \frac{E - \varepsilon_i}{t_i} & -\frac{t_{i-1}}{t_i} \\ 1 & 0 \end{pmatrix}$, and E is the eigenenergy (see, for instance, Ref. 26). This multiplicative structure can be treated within the SDRG philosophy. In the case one wants to integrate out site 2, for instance, then it is natural to replace the product $T_3 T_2 T_1$ by $\tilde{T}_3 \tilde{T}_1$. Setting

$E = 0$, it is easy to show that the effective onsite energies $\tilde{\varepsilon}_{1,3}$ and hopping $\tilde{t}_{1,3}$ of matrices $\tilde{T}_{1,3}$ are exactly given by Eqs. (6) and (5), respectively. This also holds for the t -transformation, where we compare $T_4 T_3 T_2 T_1$ with $\tilde{T}_4 \tilde{T}_1$. Again, $\tilde{t}_{1,4}$ and $\tilde{\varepsilon}_{1,4}$ are given by Eqs. (3) and (4), respectively. These are surprising results, since Eqs. (3) and (4) were obtained in second-order perturbation theory, whereas the transfer matrix result is exact. We thus conclude that, for the purpose of computing transport properties such as the conductance or the beta function, the SDRG transformations Eqs. (3)–(6) are exact transformations yielding exact results.

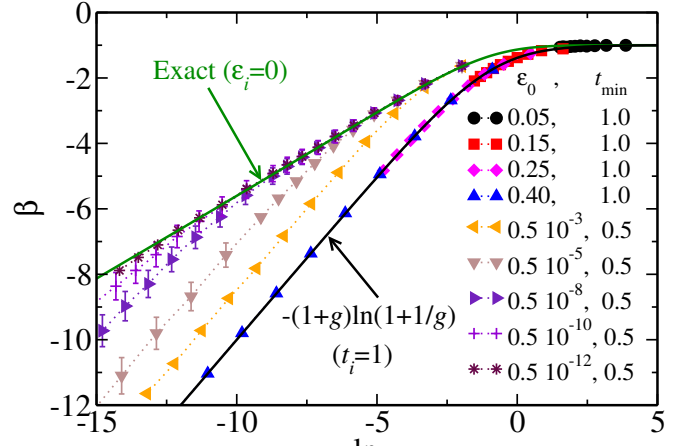


Figure 4. The beta function calculated using $g = (T)_{\text{geo}} / [1 - (T)_{\text{geo}}]$ for both diagonal and off-diagonal disorder. For comparison, we plot the scaling form $-(1+g)\ln(1+g^{-1})$ derived in Ref. 5. Dotted lines are guides to the eyes.

Appendix C: Alternative definitions of the conductance

We could have obtained the conductance through the definition proposed in Ref. 5

$$g = e^{\langle \ln T \rangle} / \left(1 - e^{\langle \ln T \rangle} \right). \quad (\text{C1})$$

However, this is not true of other properties. For example, we have checked via exact diagonalization of small chains that the spectrum obtained via the SDRG method is not exact. It is not clear why the SDRG method, which is based on second-order perturbation theory, reproduces exactly the transfer matrix result. We conjecture that this is due to current conservation in one dimension. The SDRG transformations of Eqs. (A2)–(A6) can in principle be applied to any geometry in any dimension. There is no reason to believe that they are exact transformations in higher dimensions, even for conducting properties. Unlike in one dimension, there are many paths the current can take from one point to another without necessarily going through a certain site or bond that has been integrated out. In fact, interference effects that occur when the current passes through more than one site are not likely to be exactly captured by the local perturbative SDRG approach. Nevertheless, in the limit of very strong disorder, the SDRG is expected to become highly accurate.

In Fig. 4, we plot the corresponding beta function for system sizes varying from $L = 10^2$ up to 10^3 , for hoppings uniformly distributed between $t_{\min} < t < 1.0$, and onsite energies uniformly distributed between $-\varepsilon_0 < \varepsilon < \varepsilon_0$. The exact curve for the particle-hole symmetric case ($\varepsilon_i = 0$) is obtained by doing the average in $\langle \ln T \rangle$ with the distribution in Eq. (19). For the uniform hopping case $t_{\min} = 1.0$ (i.e., $t_i = 1.0$), the beta function $\beta = -(1+g)\ln(1+g^{-1})$ of Ref. 5 seems to be recovered. However, this agreement is not perfect, since single-parameter scaling is known to be weakly violated.⁸

The different definition of the conductance used here produces results quite similar to the ones obtained with Eq. (7) and shown in Fig. 3. In fact, close inspection of the two sets of curves reveals almost perfect agreement in the Ohmic and strongly localized regimes but small deviations around $g = 1$.

¹ L. I. Deych, A. A. Lisyansky, and B. L. Altshuler, *Phys. Rev. Lett.* **84**, 2678 (2000).

² L. I. Deych, A. A. Lisyansky, and B. L. Altshuler, *Phys. Rev. B* **64**, 224202 (2001).

³ L. I. Deych, M. V. Eremenchouk, A. A. Lisyansky, and B. L. Altshuler, *Phys. Rev. Lett.* **91**, 096601 (2003).

⁴ E. Abrahams, P. W. Anderson, D. C. Licciardello, and T. V. Ramakrishnan, *Phys. Rev. Lett.* **42**, 673 (1979).

⁵ P. W. Anderson, D. J. Thouless, E. Abrahams, and D. S. Fisher, *Phys. Rev. B* **22**, 3519 (1980).

⁶ A. Cohen, Y. Roth, and B. Shapiro, *Phys. Rev. B* **38**, 12125 (1988).

⁷ L. Balents and M. P. A. Fisher, *Phys. Rev. B* **56**, 12970 (1997).

⁸ H. Schomerus and M. Titov, *Phys. Rev. B* **67**, 100201 (2003).

- ⁹ T. P. Eggarter and R. Riedinger, [Phys. Rev. B **18**, 569 \(1978\)](#).
- ¹⁰ C. M. Soukoulis and E. N. Economou, [Phys. Rev. B **24**, 5698 \(1981\)](#).
- ¹¹ M. Inui, S. A. Trugman, and E. Abrahams, [Phys. Rev. B **49**, 3190 \(1994\)](#).
- ¹² D. S. Fisher, [Phys. Rev. B **51**, 6411 \(1995\)](#).
- ¹³ S.-k. Ma, C. Dasgupta, and C.-k. Hu, [Phys. Rev. Lett. **43**, 1434 \(1979\)](#).
- ¹⁴ C. Dasgupta and S.-k. Ma, [Phys. Rev. B **22**, 1305 \(1980\)](#).
- ¹⁵ R. N. Bhatt and P. A. Lee, [Phys. Rev. Lett. **48**, 344 \(1982\)](#).
- ¹⁶ E. Abrahams, ed., *50 Years of Anderson Localization* (World Scientific, Singapore, 2010).
- ¹⁷ S. Johri and R. N. Bhatt, [Phys. Rev. Lett. **109**, 076402 \(2012\)](#).
- ¹⁸ S. Johri and R. N. Bhatt, [Phys. Rev. B **86**, 125140 \(2012\)](#).
- ¹⁹ N. F. Mott and W. D. Twose, [Adv. Phys. **10**, 107 \(1961\)](#).
- ²⁰ O. Motrunich, K. Damle, and D. A. Huse, [Phys. Rev. B **65**, 064206 \(2002\)](#).
- ²¹ R. Mélin, B. Douçot, and F. Iglói, [Phys. Rev. B **72**, 024205 \(2005\)](#).
- ²² Except for extremely singular ones like $P \sim 1/[|t| |\ln |t||^x]$.
- ²³ D. S. Fisher and A. P. Young, [Phys. Rev. B **58**, 9131 \(1998\)](#).
- ²⁴ J. A. Hoyos, A. P. Vieira, N. Laflorencie, and E. Miranda, [Phys. Rev. B **76**, 174425 \(2007\)](#).
- ²⁵ S. Zhou, J. A. Hoyos, V. Dobrosavljević, and E. Miranda, [Europhys. Lett. **87**, 27003 \(2009\)](#), [arXiv:0810.3043](#).
- ²⁶ J. B. Pendry, [Journal of Physics C: Solid State Physics **15**, 5773 \(1982\)](#).