

Theory of projections with non-orthogonal basis sets: Partitioning techniques and effective Hamiltonians

M. Soriano* and J. J. Palacios

*Departamento de Física de la Materia Condensada,
Instituto de Física Condensada (IFIMAC), and Instituto Nicolás Cabrera (INC),
Universidad Autónoma de Madrid, Campus de Cantoblanco, 28049 Madrid, Spain**

(Dated: 28th April 2019)

Here we present a detailed account of the fundamental problems one encounters in projection theory when non-orthogonal basis sets are used for representation of the operators. In particular, we re-examine the use of projection operators in connection with the calculation of projected (or reduced) Green's functions and associated physical quantities such as the local density of states (LDOS), local charge, and conductance. The unavoidable ambiguity in the evaluation of the LDOS and charge is made explicit with the help of simple examples of metallic nanocontacts while the conductance, within certain obvious limits, remains invariant against the type of projection. We also examine the procedure to obtain effective Hamiltonians from reduced Green's functions. For completeness we include a comparison with results obtained with block-orthogonal basis sets where both direct and dual spaces are used.

PACS numbers: 73.63.-b,73.63.Rt

I. INTRODUCTION

As experiments in nanoelectronics¹ or molecular electronics² become more sophisticated, being able to reveal physical phenomena in unprecedented detail, the need for an improvement of the theoretical description of the electronic structure of the studied systems is more and more pressing. Fortunately, on many occasions, one can readily identify an *active* region, i.e., a region in space where the relevant physics takes place and which may be the only one needed of a sophisticated theoretical treatment. In electronic transport problems the active region is where the largest resistance is located. For instance, when a single molecule is connected by metallic electrodes, the main source of resistance is the molecule itself²⁻⁶. Another prototypical example of active region is the transition metal (TM) atom at the core of organic molecules such as Phthalocyanines⁷. When these molecules are adsorbed on metallic surfaces, low-temperature scanning tunnelling spectroscopy usually reveals a Kondo effect associated to the TM atom⁸⁻¹⁰.

The partition of the Hamiltonian of systems consisting of several parts of different nature and different physical relevance is particularly necessary when correlations are important in some of these parts and standard density functional theory (DFT) approximations do not capture the relevant physics there. DFT implementations as those found in commonly used codes^{11,12} usually make no distinction in the treatment of the different parts of a physical system (DFT+U corrections, being an exception). As regards the previous examples, an accurate calculation of the electronic structure of the contacted molecule is imperative, in particular of the HOMO-LUMO gap which is not correctly given by standard DFT approximations¹³⁻¹⁷. On the contrary, the electronic structure deep into the bulk electrodes, which are typically free-electron metals, needs little attention and

even simple tight-binding models can account for it^{5,18,19}. Following with the second example, in order to properly describe the Kondo effect electronic correlations need to be taken into consideration at the TM atom (for instance through DFT+DMFT schemes¹⁰) while the electronic structure of the organic ligands and substrate can be safely described by standard DFT.

In this regard one first needs to obtain an effective description of the active part. In other words, one looks for a non-Hermitian energy-dependent “Hamiltonian” which includes the effect of the rest of the system. Once this effective Hamiltonian has been obtained, one can try to improve the electronic description or add the necessary terms to it to account for the required physics. However, a preliminary step, with mathematical pitfalls easy to overlook, needs to be taken first. This step consists of finding a precise mathematical definition of the active region itself. This is done, in principle, through the selection of a subset of basis elements that expand the vector subspace associated to such region. For practical purposes many implementations of DFT make use of non-orthogonal basis sets (typically atomic orbitals) which makes this selection problematic due to the inherent ambiguity accompanying these subsets. In other words, the vector subspace expanded by a non-orthogonal basis subset is not orthogonal to the rest of the system from which we want it unambiguously separated.

An important effort to address these issues has been made with the development of Wannier functions²⁰⁻²⁵ or localized molecular orbitals^{26,27}. While constructing orthogonal basis sets is a successful approach, here we take an alternative route which does not require finding new basis sets. Instead, we show in detail how to address the partitioning problem while keeping the use of the original non-orthogonal basis sets on which the DFT code of interest is based on. Partitioning techniques usually rely on Green's functions formalism. We show here how

to obtain effective Hamiltonians from reduced Green's functions by proper projection and reversal engineering operations in a general non-orthogonal metric. We calculate the projected or local density of states (LDOS) and projected or local charge in simple examples to illustrate the differences and the arbitrariness inherent to different ways of performing the *a priori* same physical partition. The conductance, instead, does not depend on the type of projection, as long as this removes parts of the electrodes which are sufficiently far away from each other. We also discuss, for completeness, the use of mixed basis set where direct and dual subspaces are employed²⁸.

While this work is mainly motivated by problems where standard DFT fails, the partitioning technique presented here can also be used in a variety of other situations such as constrained DFT methodologies^{29–31} or when rigorous population analysis are needed. Some of the mathematical and conceptual issues discussed here have been previously addressed in the literature^{32–40}, but we believe that our approach to the problem may shed a new light on some of the unresolved or controversial points. We begin by revisiting some basic operator operations in a non-orthogonal metric in Sec. II. In Sec. III we discuss the dual basis and its relevance to the inversion operation. Section IV presents the essential definitions of projectors along with the different projections that can be carried out and in Sec. V the concept of non-integer dimension of a subspace is introduced. Section VI revisits the block-orthogonal metrics introduced by Thygesen²⁸ along with the appropriate basis change transformations. In Sec. VII we show how different projections of the Green's function give rise to different definitions of the local density of states (LDOS) and associated integrated charges, the popular Mulliken charges being one of them. In Sec. VIII we show how to carry out reversal engineering procedures to obtain effective Hamiltonians from the projected Green's function and, finally, in Sec. IX we show how the conductance can be evaluated starting from any type of projection, being the result independent on the chosen one. A brief set of conclusions is presented at the end.

II. OPERATORS IN AN ARBITRARY METRIC

We consider a vector space expanded by a finite and not necessarily orthogonal basis set $\{|i\rangle\}$ of dimension N . The inner product of its elements $\langle i|j\rangle = S_{ij}$ constitutes the overlap matrix, also called the *metric* of such basis set. We will assume, for simplicity, $\{|i\rangle\}$ to be real and normalized ($\langle i|i\rangle = 1 \forall i$) so that \mathbf{S} is real symmetric. For the particular case of an orthogonal basis set the overlap matrix becomes the identity matrix $S_{ij} = \delta_{ij}$. The identity operator in terms of this generic basis set is given by the completeness (or closure) relation:

$$\hat{\mathbf{I}} = \sum_{ij} |i\rangle S_{ij}^{-1} \langle j|. \quad (1)$$

The representation of the identity operator in the basis set defining the metric is the overlap matrix itself, $\langle m|\hat{\mathbf{I}}|n\rangle = S_{mn} \equiv (\mathbf{S})_{mn}$. For simplicity, we will write S_{ij}^{-1} instead of the less ambiguous expression $(\mathbf{S}^{-1})_{ij}$ for the elements of the inverse matrix. (Unless deemed necessary, this will apply to any matrix inversion from now on).

In general, any one-body operator $\hat{\mathbf{A}}$ can be written or expressed in terms of the basis set defining the metric:

$$\hat{\mathbf{A}} = \sum_{ij} |i\rangle \tilde{A}_{ij} \langle j|, \quad (2)$$

where $\tilde{\mathbf{A}} = \mathbf{S}^{-1}\mathbf{A}\mathbf{S}^{-1}$ is the “nucleus” or “nuclear” matrix of the operator. One can easily obtain the matrix elements of the operator from the previous expression:

$$\begin{aligned} \langle m|\hat{\mathbf{A}}|n\rangle &= \sum_{ij} \langle m|i\rangle \tilde{A}_{ij} \langle j|n\rangle = \\ &= \sum_{ij} S_{mi} \tilde{A}_{ij} S_{jn} = A_{mn}. \end{aligned}$$

Based on the generalized expression for an operator introduced in Eq. 2 one can check a basic property for the identity operator:

$$\begin{aligned} \hat{\mathbf{I}}\hat{\mathbf{A}} &= \sum_{ijkl} |i\rangle S_{ij}^{-1} \langle j|k\rangle \tilde{A}_{kl} \langle l| = \sum_{ijkl} |i\rangle S_{ij}^{-1} S_{jk} \tilde{A}_{kl} \langle l| = \\ &= \sum_{ikl} |i\rangle \delta_{ik} \tilde{A}_{kl} \langle l| = \sum_{il} |i\rangle \tilde{A}_{il} \langle l| = \hat{\mathbf{A}}. \end{aligned}$$

More interesting is the following result for the product of two operators³²:

$$\hat{\mathbf{B}}\hat{\mathbf{A}} = \sum_{ijkl} |i\rangle \tilde{B}_{ij} \langle j|k\rangle \tilde{A}_{kl} \langle l| = \sum_{ijkl} |i\rangle \tilde{B}_{ij} S_{jk} \tilde{A}_{kl} \langle l|,$$

expression from which the matrix elements of the product can be easily obtained

$$\begin{aligned} \langle m|\hat{\mathbf{B}}\hat{\mathbf{A}}|n\rangle &= \sum_{ijkl} \langle m|i\rangle \tilde{B}_{ij} \langle l|k\rangle \tilde{A}_{kl} \langle j|n\rangle = \\ &= \sum_{ijkl} S_{mi} \tilde{B}_{ij} S_{lk} \tilde{A}_{kl} S_{jn} = (\mathbf{B}\mathbf{S}^{-1}\mathbf{A})_{mn}. \end{aligned} \quad (3)$$

This result can be easily overlooked. In a general metric the product of operators is not simply the product of their matrix representations.

III. THE DUAL BASIS

Given a general basis set with a metric \mathbf{S} (hereon called the *direct* basis set), there exists a basis set *dual* to this with the property $\langle i|j^*\rangle = \delta_{ij}$. Only for orthogonal basis sets both direct and dual sets coincide. In general, the

nuclear matrix of any operator, $\tilde{\mathbf{A}}$, is the dual representation of this operator:

$$\langle k^* | \hat{\mathbf{A}} | l^* \rangle = \langle k^* | \left(\sum_{ij} |i\rangle \tilde{A}_{ij} \langle j| \right) | l^* \rangle = \tilde{A}_{kl}.$$

One can equally write or express any operator in terms of the dual basis set:

$$\hat{\mathbf{A}} = \sum_{ij} |i^*\rangle A_{ij} \langle j^*|,$$

where now the nuclear matrix is the representation of the operator in the direct basis itself \mathbf{A} . This can be easily proved by direct computation of the matrix elements or by noting that

$$|i\rangle = \sum_j S_{ij} |j^*\rangle, \quad (4)$$

or equivalently

$$|i^*\rangle = \sum_j S_{ij}^{-1} |j\rangle. \quad (5)$$

As an example, the identity operator can also be written as

$$\hat{\mathbf{I}} = \sum_{ij} |i^*\rangle S_{ij} \langle j^*|$$

and, for later use, one can also write the identity operator in the following ‘‘orthogonal’’ form:

$$\hat{\mathbf{I}} = \sum_i |i^*\rangle \langle i| = \sum_i |i\rangle \langle i^*|.$$

An interesting use of the dual basis concerns the inversion of an operator. The inversion operation consists of the inversion of the nuclear matrix along with the ‘‘dualization’’ of the basis in which this operator is written:

$$\hat{\mathbf{A}}^{-1} = \left[\sum_{ij} |i\rangle \tilde{A}_{ij} \langle j| \right]^{-1} = \sum_{ij} |j^*\rangle \tilde{A}_{ji}^{-1} \langle i^*|. \quad (6)$$

The validity of this expression can easily be checked by direct verification of $\hat{\mathbf{A}}^{-1} \hat{\mathbf{A}} = \hat{\mathbf{I}}$. The resulting matrix elements of the inverse operator thus become

$$\begin{aligned} \langle m | \hat{\mathbf{A}}^{-1} | n \rangle &= \sum_{ij} \langle m | j^* \rangle \tilde{A}_{ji}^{-1} \langle i^* | n \rangle = \\ &= \sum_{ij} \delta_{mj} \tilde{A}_{ji}^{-1} \delta_{in} = \tilde{A}_{mn}^{-1}. \end{aligned}$$

Note that the inversion of an operator does not correspond to the inversion of its matrix representation, but to the inversion of its nuclear matrix.

IV. PROJECTION OPERATORS: BASIC CONSIDERATIONS

For future use we now establish the basics concerning projection operations. We begin by considering in this section the expression of the operator for the projection onto a one-dimensional vector subspace expanded by a single element $|i\rangle$ of the direct basis set. Taking into account the definition of the identity operator in Eq. 1, it follows

$$\hat{\mathbf{P}}_i = \sum_j |i\rangle S_{ij}^{-1} \langle j| = |i\rangle \langle i^*| = \sum_j |j^*\rangle S_{ji} \langle i^*|, \quad (7)$$

where we have used the transformation between direct and dual basis, given in Eqs. 4 and 5, to obtain the three equivalent expressions. With a non-orthogonal basis set one can also write the adjoint of the previous operator:

$$\hat{\mathbf{P}}_i^\dagger = \sum_j |j\rangle S_{ji}^{-1} \langle i| = |i^*\rangle \langle i| = \sum_j |i^*\rangle S_{ij} \langle j^*|. \quad (8)$$

It is easy to show with the help of a generic element of the basis set, $|k\rangle$, that the projector operator is non-Hermitian by comparing

$$\hat{\mathbf{P}}_i |k\rangle = \sum_j |i\rangle S_{ij}^{-1} \langle j|k\rangle = \delta_{ik} |i\rangle$$

with

$$\langle k | \hat{\mathbf{P}}_i = \sum_j \langle k|i\rangle S_{ij}^{-1} \langle j| = \langle i^* | S_{ik},$$

which are obviously not the dual of each other. The Hermitian-adjoint projector behaves similarly:

$$\langle k | \hat{\mathbf{P}}_i^\dagger = \sum_j \langle k|j\rangle S_{ji}^{-1} \langle i| = \langle i | \delta_{ik}$$

and

$$\hat{\mathbf{P}}_i^\dagger |k\rangle = \sum_j |j\rangle S_{ji}^{-1} \langle i|k\rangle = S_{ik} |i^*\rangle$$

are not dual of each other either. This result has important implications when we intend to project a generic operator $\hat{\mathbf{A}}$ onto the mono-dimensional vector subspace expanded by $|i\rangle$. One can perform what we call a Hermitian projection using both projectors (Eq. 7 and 8):

$$\begin{aligned} \hat{\mathbf{A}}_i \equiv \hat{\mathbf{P}}_i^\dagger \hat{\mathbf{A}} \hat{\mathbf{P}}_i &= \sum_{kl} |i^*\rangle \langle i|k\rangle \tilde{A}_{kl} \langle l|i\rangle \langle i^*| = \\ &= |i^*\rangle A_{ii} \langle i^*|. \end{aligned}$$

Representing the resulting operator in the direct basis element one obtains

$$\langle i | \hat{\mathbf{P}}_i^\dagger \hat{\mathbf{A}} \hat{\mathbf{P}}_i | i \rangle = \langle i | i^* \rangle A_{ii} \langle i^* | i \rangle = A_{ii}.$$

This projection has taken us onto the corresponding subspace expanded by the dual basis element which gives

the matrix element A_{ii} as the representation in the direct basis element. There is an obvious alternative way of performing the above projection operation:

$$\begin{aligned}\hat{\mathbf{A}}_i^* &\equiv \hat{\mathbf{P}}_i \hat{\mathbf{A}} \hat{\mathbf{P}}_i^\dagger = \sum_{jklm} |i\rangle \langle i^*|k\rangle \tilde{A}_{kl} \langle l|i^*\rangle \langle i| = \\ &\sum_{klm} |i\rangle \delta_{ik} \tilde{A}_{kl} \delta_{li} \langle i| = |i\rangle \tilde{A}_{ii} \langle i|.\end{aligned}$$

Representing the resulting operator on the direct basis element one obtains

$$\langle i| \hat{\mathbf{P}}_i \hat{\mathbf{A}} \hat{\mathbf{P}}_i^\dagger |i\rangle = \langle i|i\rangle \tilde{A}_{ii} \langle i|i\rangle = \tilde{A}_{ii}.$$

Notice that the representation of this projection gives the corresponding element of the nuclear matrix and not of the matrix representation of the operator, A_{ii} . We call this a *dual* projection as opposed to the previous *direct* projection.

For future reference note that one can perform a non-Hermitian projection as

$$\begin{aligned}\hat{\mathbf{P}}_i \hat{\mathbf{A}} \hat{\mathbf{P}}_i &= \sum_{kl} |i\rangle \langle i^*|k\rangle \tilde{A}_{kl} \langle l|i\rangle \langle i^*| = \\ &\sum_{klm} |i\rangle \delta_{ik} \tilde{A}_{kl} S_{li} S_{im}^{-1} \langle m| = \sum_{lm} |i\rangle \tilde{A}_{il} S_{li} S_{im}^{-1} \langle m|,\end{aligned}$$

from which, when represented on the mono-dimensional direct subspace, one obtains

$$\langle i| \hat{\mathbf{P}}_i \hat{\mathbf{A}} \hat{\mathbf{P}}_i |i\rangle = \sum_{lm} \langle i|i\rangle \tilde{A}_{il} S_{li} S_{im}^{-1} \langle m|i\rangle = \left(\tilde{\mathbf{A}}\mathbf{S}\right)_i. \quad (9)$$

Note also that there is an alternative way of performing a non-Hermitian projection

$$\begin{aligned}\hat{\mathbf{P}}_i^\dagger \hat{\mathbf{A}} \hat{\mathbf{P}}_i^\dagger &= \sum_{kl} |i^*\rangle \langle i|k\rangle \tilde{A}_{kl} \langle l|i^*\rangle \langle i| = \\ &\sum_{klm} |m\rangle S_{mi}^{-1} S_{ik} \tilde{A}_{kl} \delta_{li} \langle i| \end{aligned}$$

with an associated representation given by

$$\left(\tilde{\mathbf{S}}\mathbf{A}\right)_i. \quad (10)$$

Finally, and also for future reference, a straightforward application of the inversion operation (Eq. 6) onto the projector operator gives

$$\left[\hat{\mathbf{P}}_i^\dagger\right]^{-1} = \left[\sum_j |j\rangle S_{ji}^{-1} \langle i|\right]^{-1} = \sum_j |i^*\rangle S_{ij} \langle j^*| = \hat{\mathbf{P}}_i^\dagger.$$

Since $\left[\hat{\mathbf{P}}_i^\dagger\right]^{-1} \hat{\mathbf{P}}_i^\dagger = \hat{\mathbf{P}}_i^\dagger \hat{\mathbf{P}}_i^\dagger \neq \hat{\mathbf{I}}$, the inversion of a projector operator is not a true inverse, but a generalized inverse which obeys the Penrose condition⁴¹:

$$\hat{\mathbf{P}}_i^\dagger \left[\hat{\mathbf{P}}_i^\dagger\right]^{-1} \hat{\mathbf{P}}_i^\dagger = \hat{\mathbf{P}}_i^\dagger.$$

V. PROJECTION ONTO A SUBSPACE: INTEGER AND NON-INTEGGER DIMENSION.

The projection onto a subspace of dimension bigger than one is now carried out by the generalized projectors

$$\begin{aligned}\hat{\mathbf{P}}_M &= \sum_{m,i} |m\rangle S_{mi}^{-1} \langle i| = \sum_m |m\rangle \langle m^*|, \\ \hat{\mathbf{P}}_M^\dagger &= \sum_{m,i} |i\rangle S_{im}^{-1} \langle m| = \sum_m |m^*\rangle \langle m|,\end{aligned}$$

where m runs now over a selected subset M consisting of $N_M (< N)$ elements of the direct basis set. As can be seen in the right-hand expressions, this restricted summation also implies to run over the corresponding subset in the dual space. The letters i and j will always denote the elements of the full direct and dual spaces from now on. The remaining direct basis elements constitute the subset R such that

$$\hat{\mathbf{I}} = \hat{\mathbf{P}}_M + \hat{\mathbf{P}}_R = \hat{\mathbf{P}}_M^\dagger + \hat{\mathbf{P}}_R^\dagger.$$

We now propose to write our full vector space as

$$\begin{aligned}\hat{\mathbf{I}} &= (\hat{\mathbf{P}}_M + \hat{\mathbf{P}}_R) \hat{\mathbf{I}} (\hat{\mathbf{P}}_M + \hat{\mathbf{P}}_R) \\ \hat{\mathbf{I}} &= (\hat{\mathbf{P}}_M^\dagger + \hat{\mathbf{P}}_R^\dagger) \hat{\mathbf{I}} (\hat{\mathbf{P}}_M^\dagger + \hat{\mathbf{P}}_R^\dagger) \\ \hat{\mathbf{I}} &= (\hat{\mathbf{P}}_M + \hat{\mathbf{P}}_R) \hat{\mathbf{I}} (\hat{\mathbf{P}}_M^\dagger + \hat{\mathbf{P}}_R^\dagger) \\ \hat{\mathbf{I}} &= (\hat{\mathbf{P}}_M^\dagger + \hat{\mathbf{P}}_R^\dagger) \hat{\mathbf{I}} (\hat{\mathbf{P}}_M + \hat{\mathbf{P}}_R)\end{aligned}$$

The four equivalent expressions give rise to four different ways of partitioning the full vector space:

$$\hat{\mathbf{I}} = \hat{\mathbf{P}}_M \hat{\mathbf{I}} \hat{\mathbf{P}}_M + \hat{\mathbf{P}}_R \hat{\mathbf{I}} \hat{\mathbf{P}}_R \quad (11)$$

$$\hat{\mathbf{I}} = \hat{\mathbf{P}}_M^\dagger \hat{\mathbf{I}} \hat{\mathbf{P}}_M^\dagger + \hat{\mathbf{P}}_R^\dagger \hat{\mathbf{I}} \hat{\mathbf{P}}_R^\dagger \quad (12)$$

$$\hat{\mathbf{I}} = \hat{\mathbf{P}}_M \hat{\mathbf{I}} \hat{\mathbf{P}}_M^\dagger + \hat{\mathbf{P}}_M \hat{\mathbf{I}} \hat{\mathbf{P}}_R^\dagger + \hat{\mathbf{P}}_R \hat{\mathbf{I}} \hat{\mathbf{P}}_M^\dagger + \hat{\mathbf{P}}_R \hat{\mathbf{I}} \hat{\mathbf{P}}_R^\dagger \quad (13)$$

$$\hat{\mathbf{I}} = \hat{\mathbf{P}}_M^\dagger \hat{\mathbf{I}} \hat{\mathbf{P}}_M + \hat{\mathbf{P}}_M^\dagger \hat{\mathbf{I}} \hat{\mathbf{P}}_R + \hat{\mathbf{P}}_R^\dagger \hat{\mathbf{I}} \hat{\mathbf{P}}_M + \hat{\mathbf{P}}_R^\dagger \hat{\mathbf{I}} \hat{\mathbf{P}}_R \quad (14)$$

By leaving $\hat{\mathbf{I}}$ in between the projectors the meaning of each term as partial projections of the original full vector space becomes clear. Equations 11 and 12 contain what we have called non-Hermitian projections in previous section. There the full vector space has been partitioned into two complementary orthogonal subspaces (thereby the two cross projections are missing in the expressions). Equations 13 and 14 contain Hermitian projections. These, as we explain below, do not generate proper orthogonal vector spaces since the cross projections do not vanish. A graphical illustration of the different projection operations which will be useful in the ensuing discussion is shown in Fig. 1.

We will first consider the result of performing the direct Hermitian projection:

$$\begin{aligned}\hat{\mathbf{I}}_M &= \hat{\mathbf{P}}_M^\dagger \hat{\mathbf{I}} \hat{\mathbf{P}}_M = \sum_{m,n} |m^*\rangle \langle m| \hat{\mathbf{I}} |n\rangle \langle n^*| = \\ &\sum_{m,n} |m^*\rangle S_{mn} \langle n^*|.\end{aligned}$$

The representation of this projection in the direct basis set is given by

$$\langle m | \hat{\mathbf{I}}_{\mathcal{M}} | n \rangle = S_{mn} \equiv \mathbf{S}_{\mathcal{M}}.$$

While this result was somewhat expected, it hides a pit-fall since $\hat{\mathbf{I}}_{\mathcal{M}}$ is not idempotent (this is obvious by noticing that $\hat{\mathbf{I}}_{\mathcal{M}}\hat{\mathbf{I}}_{\mathcal{M}} \neq \hat{\mathbf{I}}_{\mathcal{M}}$). Therefore the partition it represents is not a proper vector subspace. This prompts us to introduce a quantity defined by the integration of the diagonal elements of a given projection represented in real space. For the full vector space we started with this one writes

$$D = \int \langle \vec{r} | \hat{\mathbf{I}} | \vec{r} \rangle d\vec{r}.$$

Explicitly evaluated one obtains

$$D = \int \sum_{i,j} \langle \vec{r} | i^* \rangle S_{ij} \langle j^* | \vec{r} \rangle d\vec{r} = \sum_{i,j} S_{ij} \int \phi_i^* \phi_j^{\dagger} d\vec{r} = \sum_{i,j} S_{ij} S_{ji}^{-1} = \text{Tr} [\mathbf{S}\mathbf{S}^{-1}] = \text{Tr} [\mathbf{I}] = N,$$

which, obviously, is the number of elements of the full starting space, N . On the other hand, when one evaluates such quantity for $\hat{\mathbf{I}}_{\mathcal{M}}$ one obtains

$$D_{\mathcal{M}} = \int \langle \vec{r} | \hat{\mathbf{I}}_{\mathcal{M}} | \vec{r} \rangle d\vec{r} = \text{Tr} [\mathbf{S}_{\mathcal{M}}\mathbf{S}_{\mathcal{M}}^{-1}],$$

which is clearly $\neq N_{\mathcal{M}}$ and may be a non-integer value. This “subspace” with non-integer dimension is represented in Fig. 1 by the oval area within the dashed lines. Another manifestation of this non-integer dimension is given by the representation of $\hat{\mathbf{I}}_{\mathcal{M}}$ in the dual subspace

$$\langle m^* | \hat{\mathbf{I}}_{\mathcal{M}} | n^* \rangle = \mathbf{S}_{\mathcal{M}}^{-1} \mathbf{S}_{\mathcal{M}} \mathbf{S}_{\mathcal{M}}^{-1},$$

which is not equal to $\mathbf{S}_{\mathcal{M}}^{-1}$, as naively expected.

The generalization of the direct Hermitian projection to any operator $\hat{\mathbf{A}}$ is given by

$$\hat{\mathbf{A}}_{\mathcal{M}} = \hat{\mathbf{P}}_{\mathcal{M}}^{\dagger} \hat{\mathbf{A}} \hat{\mathbf{P}}_{\mathcal{M}} = \sum_{m,n} |m^*\rangle A_{mn} \langle n^*|, \quad (15)$$

whose representation in the direct basis subset is

$$\langle m | \hat{\mathbf{A}}_{\mathcal{M}} | n \rangle = \mathbf{A}_{\mathcal{M}}$$

and in the dual basis subset is

$$\langle m^* | \hat{\mathbf{A}}_{\mathcal{M}} | n^* \rangle = \mathbf{S}_{\mathcal{M}}^{-1} \mathbf{A}_{\mathcal{M}} \mathbf{S}_{\mathcal{M}}^{-1}.$$

Likewise, the dual Hermitian projection, already introduced in the one-dimensional case, defines a new “subspace”

$$\hat{\mathbf{I}}_{\mathcal{M}}^* = \hat{\mathbf{P}}_{\mathcal{M}} \hat{\mathbf{I}} \hat{\mathbf{P}}_{\mathcal{M}}^{\dagger} = \sum_{m,n} |m\rangle \langle m^* | \hat{\mathbf{I}} | n^* \rangle \langle n| = \sum_{m,n} |m\rangle S_{mn}^{-1} \langle n|$$

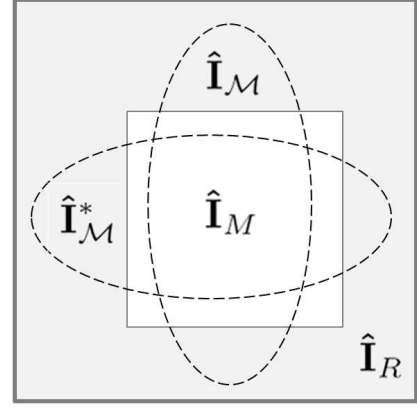


Figure 1. Schematic representation of the two types of projections explained in the text and the resulting subspaces. Areas within the dashed lines represent subspaces with non-integer dimension, i.e., not orthogonal to the remaining area or subspace. The areas delimited by the solid line represent subspaces with integer dimensions, i.e., orthogonal to each other.

with a non-integer dimension given by

$$D_{\mathcal{M}}^* = \int \langle \vec{r} | \hat{\mathbf{I}}_{\mathcal{M}}^* | \vec{r} \rangle d\vec{r} = \text{Tr} [\mathbf{S}_{\mathcal{M}}^{-1} \mathbf{S}_{\mathcal{M}}],$$

which coincides with $D_{\mathcal{M}}$. Figure 1 depicts this subspace as a different oval area within dashed lines. Its representation in the dual subspace is the “expected” one

$$\langle m^* | \hat{\mathbf{I}}_{\mathcal{M}}^* | n^* \rangle = \mathbf{S}_{\mathcal{M}}^{-1},$$

but its representation in the direct subspace is not

$$\langle m | \hat{\mathbf{I}}_{\mathcal{M}}^* | n \rangle = \mathbf{S}_{\mathcal{M}} \mathbf{S}_{\mathcal{M}}^{-1} \mathbf{S}_{\mathcal{M}}. \quad (16)$$

The generalized dual Hermitian projection to any operator $\hat{\mathbf{A}}$ is thus given by

$$\hat{\mathbf{A}}_{\mathcal{M}}^* = \hat{\mathbf{P}}_{\mathcal{M}} \hat{\mathbf{A}} \hat{\mathbf{P}}_{\mathcal{M}}^{\dagger} = \sum_{m,n} |m\rangle \tilde{A}_{mn} \langle n|, \quad (17)$$

whose representation in the direct basis subset is

$$\langle m | \hat{\mathbf{A}}_{\mathcal{M}}^* | n \rangle = \mathbf{S}_{\mathcal{M}} \tilde{\mathbf{A}}_{\mathcal{M}} \mathbf{S}_{\mathcal{M}}.$$

Notice that this matrix multiplication does not only involve matrices of reduced dimension since the evaluation of $\hat{\mathbf{A}}$ requires matrix representations in the initial full vector space.

Lastly and for completeness we note that we can also perform non-Hermitian projections. These projections also generate new subspaces, which in this case have integer dimensions:

$$D_{\mathcal{M}} = \int \langle \vec{r} | \hat{\mathbf{P}}_{\mathcal{M}}^{\dagger} \hat{\mathbf{I}} \hat{\mathbf{P}}_{\mathcal{M}} | \vec{r} \rangle d\vec{r} = \int \langle \vec{r} | \hat{\mathbf{P}}_{\mathcal{M}} \hat{\mathbf{I}} \hat{\mathbf{P}}_{\mathcal{M}} | \vec{r} \rangle d\vec{r} = \int \langle \vec{r} | \hat{\mathbf{I}}_{\mathcal{M}} | \vec{r} \rangle d\vec{r} = \text{Tr} [\mathbf{I}_{\mathcal{M}}] = N_{\mathcal{M}}.$$

The subspace represented by $\hat{\mathbf{I}}_M$ is now orthogonal to the rest of the initial vector space. This is depicted by the square area within solid lines in Fig. 1. Operators projected in this manner can also be represented on the direct and the dual subspaces and we will make use of these representations in the following sections. It is, however, worth noting here that in order to recover the equivalent of the one-dimensional representations in Eqs. 9 and 10 one must represent at the same time on both direct and dual subsets which are orthogonal to each other:

$$\langle m^* | \hat{\mathbf{P}}_M \hat{\mathbf{A}} \hat{\mathbf{P}}_M | n \rangle = \left(\tilde{\mathbf{A}} \mathbf{S} \right)_M$$

and similarly:

$$\langle m | \hat{\mathbf{P}}_M^\dagger \hat{\mathbf{A}} \hat{\mathbf{P}}_M^\dagger | n^* \rangle = \left(\mathbf{S} \tilde{\mathbf{A}} \right)_M.$$

VI. BLOCK ORTHOGONAL METRICS.

We revisit now, from a projection perspective, block-orthogonal metrics which were already introduced in Ref. 28. The projectors introduced in previous section can be used to build a new basis set:

$$\begin{aligned} \{|i_\Delta\rangle\} &= \hat{\mathbf{P}}_M \{|i\rangle\} + \hat{\mathbf{P}}_R^\dagger \{|i^*\rangle\} = \\ &\left\{ \sum_{m,j,i} |m\rangle S_{mj}^{-1} \langle j|i\rangle \right\} + \left\{ \sum_{r^*,j,i} |r^*\rangle S_{r^*j} \langle j^*|i^*\rangle \right\} = \\ &\{|m\rangle\} + \{|r^*\rangle\}. \end{aligned}$$

$$\begin{aligned} \{|i_\nabla\rangle\} &= \hat{\mathbf{P}}_M^\dagger \{|i^*\rangle\} + \hat{\mathbf{P}}_R \{|i\rangle\} = \\ &\left\{ \sum_{m^*,j,i} |m^*\rangle S_{m^*j} \langle j^*|i^*\rangle \right\} + \left\{ \sum_{r,j,i} |r\rangle S_{rj}^{-1} \langle j|i\rangle \right\} = \\ &\{|m^*\rangle\} + \{|r\rangle\}. \end{aligned}$$

Here the labels m and r run only over the subspace selected by the projector operators. The representation of the identity operator in the basis set $\{|i_\nabla\rangle\}$ is given by

$$\begin{aligned} \langle m | \hat{\mathbf{I}} | n \rangle &= \sum_{i,j} \langle m|i\rangle S_{ij}^{-1} \langle j|n\rangle = \mathbf{S}_M \\ \langle r^* | \hat{\mathbf{I}} | s^* \rangle &= \sum_{i,j} \langle r^*|i\rangle S_{ij}^{-1} \langle j|s^*\rangle = \mathbf{S}_R^{-1} \\ \langle m | \hat{\mathbf{I}} | r^* \rangle &= \sum_{i,j} \langle m|i\rangle S_{ij}^{-1} \langle j|r^*\rangle = 0 \\ \langle r^* | \hat{\mathbf{I}} | m \rangle &= \sum_{i,j} \langle r^*|i\rangle S_{ij}^{-1} \langle j|m\rangle = 0 \end{aligned}$$

and similarly for the basis set $\{|i_\nabla\rangle\}$. Here the labels m, n and r, s run only over the subspaces M and R^* , respectively. In matrix form the block-orthogonality becomes clear:

$$\mathbf{S}_\Delta = \begin{pmatrix} \mathbf{S}_M & 0 \\ 0 & \mathbf{S}_R^{-1} \end{pmatrix}, \quad \mathbf{S}_\nabla = \begin{pmatrix} \mathbf{S}_M^{-1} & 0 \\ 0 & \mathbf{S}_R \end{pmatrix}. \quad (18)$$

The full identity operator can now be re-expressed with the help of these new basis sets as

$$\begin{aligned} \hat{\mathbf{I}} &= \sum_{i,j} |i_\Delta\rangle \left(\tilde{\mathbf{S}}_\Delta \right)_{ij} \langle i_\Delta| = \\ &\sum_{m,n} |m\rangle \left(\tilde{\mathbf{S}}_\Delta \right)_{mn} \langle n| + \sum_{m,r} |m\rangle \left(\tilde{\mathbf{S}}_\Delta \right)_{mr} \langle r^*| + \\ &\sum_{r,m} |r^*\rangle \left(\tilde{\mathbf{S}}_\Delta \right)_{rm} \langle m| + \sum_{r,s} |r^*\rangle \left(\tilde{\mathbf{S}}_\Delta \right)_{rs} \langle s^*| \end{aligned}$$

or

$$\begin{aligned} \hat{\mathbf{I}} &= \sum_{i,j} |i_\nabla\rangle \left(\tilde{\mathbf{S}}_\nabla \right)_{ij} \langle i_\nabla| = \\ &\sum_{m,n} |m^*\rangle \left(\tilde{\mathbf{S}}_\nabla \right)_{mn} \langle n^*| + \sum_{m,r} |m^*\rangle \left(\tilde{\mathbf{S}}_\nabla \right)_{mr} \langle r| + \\ &+ \sum_{r,m} |r\rangle \left(\tilde{\mathbf{S}}_\nabla \right)_{rm} \langle m^*| + \sum_{r,t} |r\rangle \left(\tilde{\mathbf{S}}_\nabla \right)_{rs} \langle s|. \end{aligned}$$

The $\tilde{\mathbf{S}}_\Delta$ and $\tilde{\mathbf{S}}_\nabla$ matrices are the dual form of the block-orthogonal metrics in Eq. 18 which are explicitly written as

$$\tilde{\mathbf{S}}_\Delta = \begin{pmatrix} [\mathbf{S}_M]^{-1} & 0 \\ 0 & \mathbf{S}_R^* \end{pmatrix}, \quad \tilde{\mathbf{S}}_\nabla = \begin{pmatrix} \mathbf{S}_M^* & 0 \\ 0 & [\mathbf{S}_R]^{-1} \end{pmatrix}.$$

Notice that $\mathbf{S}_{M(R)}^*$ stands for $[\mathbf{S}_{M(R)}^{-1}]^{-1}$. The dual basis in these new metrics has no direct correspondence with the direct and dual original basis sets. Using, e.g., the metric Δ , we can now define new projector operators as

$$\begin{aligned} \hat{\mathbf{P}}_M^\Delta &= \hat{\mathbf{P}}_M^{\Delta\dagger} = \sum_{m,n} |m\rangle [\mathbf{S}_M]^{-1} \langle n|, \\ \hat{\mathbf{P}}_R^\Delta &= \hat{\mathbf{P}}_R^{\Delta\dagger} = \sum_{r^*,s} |r^*\rangle \mathbf{S}_R^* \langle s^*| \end{aligned}$$

which add up to the identity operator

$$\hat{\mathbf{I}} = \hat{\mathbf{P}}_M^\Delta \hat{\mathbf{I}} \hat{\mathbf{P}}_M^\Delta + \hat{\mathbf{P}}_R^\Delta \hat{\mathbf{I}} \hat{\mathbf{P}}_R^\Delta.$$

(In a similar manner one can define projectors associated with the other metric ∇ .) The dimension of both partitions is now integer. For instance:

$$\begin{aligned} D &= \int \langle \vec{r} | \hat{\mathbf{P}}_M^\Delta \hat{\mathbf{I}} \hat{\mathbf{P}}_M^\Delta | \vec{r} \rangle d\vec{r} = \\ &\int \sum_{m,n} \langle \vec{r} | m \rangle [\mathbf{S}_M]^{-1} \langle n | \vec{r} \rangle d\vec{r} = \text{Tr} [\mathbf{I}_M] = N_M. \end{aligned}$$

The generalized representation of any one-body operator in terms of these basis sets is given by

$$\mathbf{A}_\Delta = \begin{pmatrix} \mathbf{A}_M & (\tilde{\mathbf{A}}\mathbf{S})_{MR} \\ (\mathbf{S}\tilde{\mathbf{A}})_{RM} & \tilde{\mathbf{A}}_R \end{pmatrix}$$

which is not block-diagonal any more. The same obviously holds for the other metric ∇ :

$$\mathbf{A}_\nabla = \begin{pmatrix} \tilde{\mathbf{A}}_M & (\mathbf{S}\tilde{\mathbf{A}})_{MR} \\ (\tilde{\mathbf{A}}\mathbf{S})_{RM} & \mathbf{A}_R \end{pmatrix}.$$

It is useful to propose matrix transformations connecting all the metrics we have presented so far:

$$\mathbf{\Pi}_{\Delta}^{\dagger} \mathbf{A} \mathbf{\Pi}_{\Delta} = \mathbf{A}_{\Delta},$$

and

$$\mathbf{\Pi}_{\nabla}^{\dagger} \tilde{\mathbf{A}} \mathbf{\Pi}_{\nabla} = \mathbf{A}_{\nabla}.$$

The matrices $\mathbf{\Pi}_{\nabla}$ and $\mathbf{\Pi}_{\Delta}$ are defined by

$$\mathbf{\Pi}_{\Delta} = \begin{pmatrix} \mathbf{I} & \mathbf{S}_{\text{MR}}^{-1} \\ 0 & \mathbf{S}_{\text{R}} \end{pmatrix}, \quad \mathbf{\Pi}_{\nabla} = \begin{pmatrix} \mathbf{I} & \mathbf{S}_{\text{MR}} \\ 0 & \mathbf{S}_{\text{R}} \end{pmatrix}.$$

The $\mathbf{\Pi}$ matrices are overlap matrices between this new basis and the direct basis: $\langle i | i_{\Delta} \rangle = (\mathbf{\Pi}_{\nabla})_{ii}$ and the dual one $\langle i^* | i_{\Delta} \rangle = (\mathbf{\Pi}_{\Delta})_{ii}$. We can now write the relationships

$$|i\rangle = \sum_j (\mathbf{\Pi}_{\nabla}^{-1})_{ij} |j_{\nabla}\rangle \quad |i^*\rangle = \sum_j (\mathbf{\Pi}_{\Delta}^{-1})_{ij} |j_{\Delta}\rangle$$

VII. THE PROJECTED CHARGE

A natural starting point for the evaluation of many physical quantities in infinite systems which are characterized by a one-body Hamiltonian $\hat{\mathbf{H}}$ is the Green's function operator:

$$\left[(\omega - \mu \pm i\delta) \hat{\mathbf{I}} - \hat{\mathbf{H}} \right] \hat{\mathbf{G}}^{(\pm)}(\omega) = \hat{\mathbf{I}},$$

where μ and ω are the chemical potential and energy, respectively, and $+$ ($-$) denotes advanced(retarded) Green's function. For all practical purposes the Hamiltonian must be restricted to a finite region which is connected to the rest of the world through an energy dependent self-energy operator $\hat{\Sigma}(\omega)$:

$$\left[(\omega - \mu) \hat{\mathbf{I}} - \hat{\mathbf{H}} - \hat{\Sigma}(\omega) \right] \hat{\mathbf{G}}(\omega) = \hat{\mathbf{I}}. \quad (19)$$

At this point the Hamiltonian is supposed to represent a large enough system and contain all possible physically relevant information. The particular form of the self-energy operator $\hat{\Sigma}$ (the retarded one from now on) is assumed not to be relevant in what follows. Making use of Eq. 3, one can easily show that the representation of Eq. 19 in matrix form is

$$\mathbf{G}(\omega) = \mathbf{S} [(\omega - \mu) \mathbf{S} - \mathbf{H} - \mathbf{\Sigma}(\omega)]^{-1} \mathbf{S}.$$

For convenience this is usually written as

$$\tilde{\mathbf{G}}(\omega) = [(\omega - \mu) \mathbf{S} - \mathbf{H} - \mathbf{\Sigma}(\omega)]^{-1}, \quad (20)$$

which, according to Eq. 6, can be directly obtained from the matrix representation in the direct basis of the operator equation

$$\left[\hat{\mathbf{G}}(\omega) \right]^{-1} = (\omega - \mu) \hat{\mathbf{I}} - \hat{\mathbf{H}} - \hat{\Sigma}(\omega). \quad (21)$$

The partial charge or partial electronic density associated to a part of the space or to a subset of atoms or

orbitals⁴²⁻⁴⁴ (what we have called subspace M in previous sections) can be obtained from integration of the LDOS:

$$\rho_{\mathcal{M}} = \int_{-\infty}^0 D_{\mathcal{M}}(\omega) d\omega, \quad (22)$$

which, in turn, is computed through a projection of the Green's function operator. We begin by considering the direct Hermitian projection, as explained in Sec. V. For simplicity's sake, we assume spin degeneracy from now on:

$$D_{\mathcal{M}}(\omega) = -\frac{2}{\pi} \text{Im} \left[\int \langle \vec{r} | \hat{\mathbf{P}}_{\mathcal{M}}^{\dagger} \hat{\mathbf{G}}(\omega) \hat{\mathbf{P}}_{\mathcal{M}} | \vec{r} \rangle d\vec{r} \right].$$

We now carry out the volume integral:

$$\begin{aligned} & \int \langle \vec{r} | \hat{\mathbf{P}}_{\mathcal{M}}^{\dagger} \hat{\mathbf{G}} \hat{\mathbf{P}}_{\mathcal{M}} | \vec{r} \rangle d\vec{r} = \\ & = \int \sum_{m,n} \langle \vec{r} | m^* \rangle \langle m | \hat{\mathbf{G}} | n \rangle \langle n^* | \vec{r} \rangle d\vec{r} = \\ & = \sum_{m,n} \langle m | \hat{\mathbf{G}} | n \rangle \int \phi_m^*(\vec{r}) \phi_n^{\dagger}(\vec{r}) d\vec{r} = \sum_{m,n} G_{mn} S_{nm}^{-1}. \end{aligned}$$

The LDOS associated with this projection is thus given by

$$D_{\mathcal{M}}(\omega) = -\frac{2}{\pi} \text{Im} \left\{ \text{Tr} \left[\mathbf{G}_{\mathcal{M}}(\omega) \mathbf{S}_{\mathcal{M}}^{-1} \right] \right\}. \quad (23)$$

Notice that when one integrates Eq. 22 up to ∞ one gets what we have previously defined as dimension of the projected subspace $D_{\mathcal{M}}$. (We will use the same letter for the ω -dependent quantity and the integrated one from now on).

In the case of the dual Hermitian projection the partial electron density is given by

$$\begin{aligned} \rho_{\mathcal{M}}^* &= -\frac{2}{\pi} \int_{-\infty}^0 \text{Im} \left[\int \langle \vec{r} | \hat{\mathbf{P}}_{\mathcal{M}} \hat{\mathbf{G}}(\omega) \hat{\mathbf{P}}_{\mathcal{M}}^{\dagger} | \vec{r} \rangle d\vec{r} \right] d\omega = \\ &= -\frac{2}{\pi} \int_{-\infty}^0 \text{Im} \left\{ \text{Tr} \left[\tilde{\mathbf{G}}_{\mathcal{M}}(\omega) \mathbf{S}_{\mathcal{M}} \right] \right\} d\omega. \end{aligned}$$

We therefore may define

$$D_{\mathcal{M}}^*(\omega) = -\frac{2}{\pi} \text{Im} \left\{ \text{Tr} \left[\tilde{\mathbf{G}}_{\mathcal{M}}(\omega) \mathbf{S}_{\mathcal{M}} \right] \right\}. \quad (24)$$

The non-Hermitian projections give the well-known result known as Mulliken population analysis⁴⁵:

$$\begin{aligned} \rho_{\mathcal{M}} &= \int_{-\infty}^0 D_{\mathcal{M}}(\omega) d\omega = \\ &= -\frac{2}{\pi} \int_{-\infty}^0 \text{Im} \left[\int \langle \vec{r} | \hat{\mathbf{P}}_{\mathcal{M}} \hat{\mathbf{G}}(\omega) \hat{\mathbf{P}}_{\mathcal{M}} | \vec{r} \rangle d\vec{r} \right] d\omega = \\ &= -\frac{2}{\pi} \int_{-\infty}^0 \text{Im} \left[\int \langle \vec{r} | \hat{\mathbf{P}}_{\mathcal{M}}^{\dagger} \hat{\mathbf{G}}(\omega) \hat{\mathbf{P}}_{\mathcal{M}}^{\dagger} | \vec{r} \rangle d\vec{r} \right] d\omega = \\ &= -\frac{2}{\pi} \int_{-\infty}^0 \text{Im} \left\{ \text{Tr} \left[\tilde{\mathbf{G}}(\omega) \mathbf{S} \right]_{\mathcal{M}} \right\} d\omega. \end{aligned}$$

Finally, one can also evaluate the charge using the block-orthogonal metric Δ discussed in Sec. VI:

$$\rho_M^\Delta = \int_{-\infty}^0 D_M^\Delta(\omega) d\omega.$$

where the LDOS is given by

$$D_M^\Delta(\omega) = -\frac{2}{\pi} \text{Im} \left[\int \langle \vec{r} | \hat{\mathbf{P}}_M^\Delta \hat{\mathbf{G}}(\omega) \hat{\mathbf{P}}_M^\Delta | \vec{r} \rangle d\vec{r} \right].$$

Performing the projection and volume integration one obtains

$$\begin{aligned} \int \langle \vec{r} | \hat{\mathbf{P}}_M^\Delta \hat{\mathbf{G}} \hat{\mathbf{P}}_M^\Delta | \vec{r} \rangle d\vec{r} &= \\ \int \sum_{k,l} \langle \vec{r} | k^* \rangle \langle k | \hat{\mathbf{G}} | l \rangle \langle l^* | \vec{r} \rangle d\vec{r} &= \\ \sum_{k,l} \langle k | \hat{\mathbf{G}} | l \rangle \int \phi_k^*(\vec{r}) \phi_l^{\dagger*}(\vec{r}) d\vec{r} &= \sum_{k,l} G_{lk} [\mathbf{S}_M]_{kl}^{-1}. \end{aligned}$$

The LDOS is thus given by

$$D_M^\Delta(\omega) = -\frac{2}{\pi} \text{Im} \left\{ \text{Tr} \left[\mathbf{G}_M(\omega) [\mathbf{S}_M]^{-1} \right] \right\}. \quad (25)$$

Notice that Eq. 25 is different from Eq. 23. Likewise, for the alternative block-orthogonal metric ∇ one gets

$$\rho_M^\nabla = -\frac{2}{\pi} \int_{-\infty}^0 \text{Im} \left\{ \text{Tr} \left[\tilde{\mathbf{G}}_M(\omega) \mathbf{S}_M^* \right] \right\} d\omega,$$

from which we may define

$$D_M^\nabla(\omega) = -\frac{2}{\pi} \text{Im} \left\{ \text{Tr} \left[\tilde{\mathbf{G}}_M(\omega) \mathbf{S}_M^* \right] \right\}. \quad (26)$$

To illustrate the different results obtained from the different projections and the different basis sets (direct and block-orthogonal) we have considered two simple models of metallic nanocontacts. The first one is an Al nanocontact with two slightly different atomic structures as shown in Figs. 2(a) and (b). They differ in how strongly coupled the two central atoms are to the rest of the system. The other model is a Au nanocontact with a Co atom in the middle [Figs. 2(c) and (d)]. Again, two slightly different geometries with different overlaps between the central atom and the electrodes are considered. The selected region or subspace for projection, M , is indicated in both figures. The DFT calculations have been performed with our ANT.G code¹⁸ which is based on the non-equilibrium Green's function formalism and interfaces with GAUSSIAN¹². We have chosen a standard exchange-correlation functional in the generalized gradient approximation^{47,48} for all calculations and various basis sets explained in the caption of Table I.

Table I shows the results for the charges associated to the different projections along with the dimension of the projected subspace. As a reference, the charge Q of the isolated M subspaces (when they are infinitely far apart

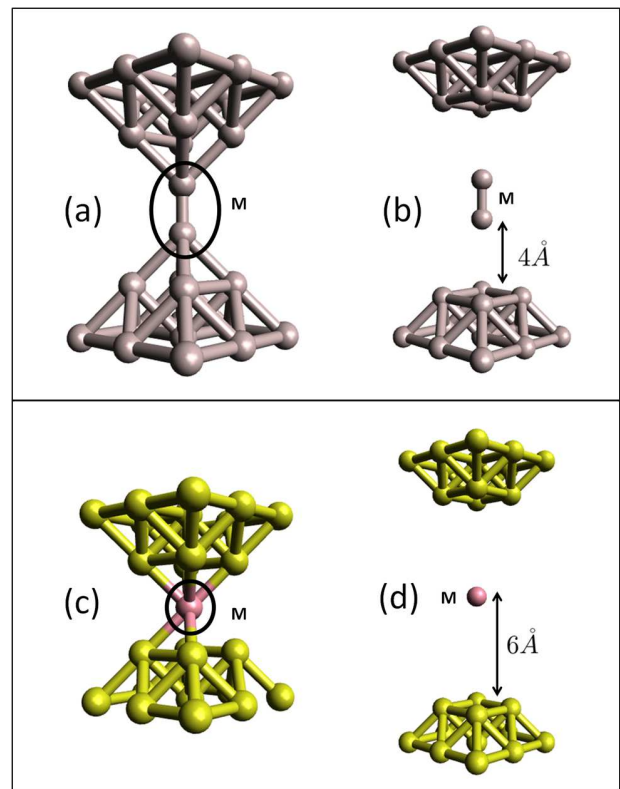


Figure 2. (a-b) View of an aluminum nanocontact for two different connections between the central region M and the electrodes. (c-d) The same for a gold nanocontact with a cobalt atom embedded.

from the electrodes and therefore neutral) is also shown (second column). As can be appreciated, the projected charges lie in a wide range of values. The first result worth noticing is that the values of D_M increase to insanely large number as the basis set dimension increases. This is particularly notorious for the Al(3), Co(1), and Co(3) cases. This translates into unrealistic values of $\rho_{\mathcal{M}}$. Interestingly, the values of $\rho_{\mathcal{M}}^*$ are very reasonable. The other three values for the charge, ρ_M , ρ_M^Δ and ρ_M^∇ , are all within acceptable limits, although still present a large dispersion. In the case of nanocontacts with a single element (Al) these values can be directly compared to the values of Q since we do not expect a significant charge transfer between the electrodes and the M subspace. It is worth noticing that the Mulliken value for the charge, ρ_M , generally lies in between the other two values obtained from the two different block orthogonal metrics Δ and ∇ . The last three rows present results where the M region has been separated from the electrodes, reducing thus the overlap. The differences between all values are consequently reduced as well, including $\rho_{\mathcal{M}}$. For Co a larger distance than for Al is required to get similar values for all types of projections.

	Q	ρ_M	ρ_M^∇	ρ_M^Δ	D_M	ρ_M^*	ρ_M	D_M
Al(1)	6	6.38	2.89	11.39	16	6.03	34.94	45.16
Al(2)	26	24.03	22.52	26.87	36	23.52	30.44	41.86
Al(3)	26	23.20	22.76	35.10	72	25.83	410.49	495.00
Co(1)	17	12.96	15.26	24.66	44	22.82	753.18	1043.58
Co(2)	27	26.61	23.95	29.26	36	26.04	57.64	72.34
Co(3)	27	22.73	25.04	33.24	68	33.31	678.84	865.62
Al(4)	26	24.68	24.47	24.89	36	24.57	25.00	36.24
Co(4)	17	15.94	16.26	19.02	44	18.05	58.12	123.36
Co(5)	17	16.95	16.26	17.27	44	17.06	17.87	50.56

Table I. Partial electronic charge in the central region (M) for four different systems, different basis sets, and the different projections discussed in the text (the metric dimension of these is also shown). For all atoms which are not part of the M region we have considered a minimal basis set (*sp*)⁴⁶. For the Al nanocontacts, cases (1), (2), and (3) correspond to Fig. 2(a) with the same minimal basis set for the M region, the STO-3G basis set, and the 6-31G** basis set, respectively. Case (4) corresponds to Fig. 2(b) and the STO-3G basis set for the M region. For the Au-Co nanocontacts we consider the LANL2DZ pseudopotentials basis set [(1)], the STO-3G basis set [(2)], and the 6-31G** basis set [(3)] for the Co atom in the geometry shown in Fig. 2(c). Cases (4) and (5) correspond to Fig. 2(d) (two different distances, but only (5) shown) and the basis set LANL2DZ. Spin-polarized calculations are performed in all last five cases, but only the sum of spin-up and spin-down charges is shown.

VIII. REDUCED GREEN'S FUNCTIONS AND EFFECTIVE HAMILTONIANS

We are now fully equipped to obtain the effective Hamiltonian associated to the M subspace, i.e, what we have called in the introduction the active region. Our first aim is to obtain an expression similar to the one in Eq. 21, but projected onto this region. Then one could read out the Hamiltonian and the associated self-energy from it. The dual Hermitian projection of the Green's function operator onto this subspace, as defined in Eq. 17, is

$$\hat{\mathbf{P}}_M \hat{\mathbf{G}} \hat{\mathbf{P}}_M^\dagger = \hat{\mathbf{P}}_M \left[(\omega - \mu) \hat{\mathbf{I}} - \hat{\mathbf{H}} - \hat{\mathbf{\Sigma}} \right]^{-1} \hat{\mathbf{P}}_M^\dagger$$

or equivalently

$$\left[\hat{\mathbf{P}}_M \hat{\mathbf{G}} \hat{\mathbf{P}}_M^\dagger \right]^{-1} = \left[\hat{\mathbf{P}}_M \left[(\omega - \mu) \hat{\mathbf{I}} - \hat{\mathbf{H}} - \hat{\mathbf{\Sigma}} \right]^{-1} \hat{\mathbf{P}}_M^\dagger \right]^{-1}.$$

Notice that

$$\left[\hat{\mathbf{P}}_M \hat{\mathbf{G}} \hat{\mathbf{P}}_M^\dagger \right]^{-1} \neq \hat{\mathbf{P}}_M^\dagger \left[\hat{\mathbf{G}} \right]^{-1} \hat{\mathbf{P}}_M,$$

but we can always write

$$\left[\hat{\mathbf{P}}_M \hat{\mathbf{G}} \hat{\mathbf{P}}_M^\dagger \right]^{-1} = (\omega - \mu) \hat{\mathbf{I}}_{\mathcal{M}} - \hat{\mathbf{H}}_{\mathcal{M}} - \hat{\mathbf{\Sigma}}_{\mathcal{M}}, \quad (27)$$

where the first two terms on the right-hand side are now direct projections

$$\hat{\mathbf{I}}_{\mathcal{M}} = \hat{\mathbf{P}}_M^\dagger \hat{\mathbf{I}} \hat{\mathbf{P}}_M$$

$$\hat{\mathbf{H}}_{\mathcal{M}} = \hat{\mathbf{P}}_M^\dagger \hat{\mathbf{H}} \hat{\mathbf{P}}_M$$

while the third one is given by

$$\hat{\mathbf{\Sigma}}_{\mathcal{M}} = \hat{\mathbf{P}}_M^\dagger \hat{\mathbf{\Sigma}} \hat{\mathbf{P}}_M + \hat{\mathbf{\Sigma}}'_{\mathcal{M}}.$$

We need a new term added to the projected self-energy operator which is thus defined by

$$\hat{\mathbf{\Sigma}}'_{\mathcal{M}} = \left[\hat{\mathbf{P}}_M \hat{\mathbf{G}} \hat{\mathbf{P}}_M^\dagger \right]^{-1} - \hat{\mathbf{P}}_M^\dagger \left[\hat{\mathbf{G}} \right]^{-1} \hat{\mathbf{P}}_M. \quad (28)$$

where both direct and dual projections appear in the definition. Making use now of the definition of inverse, we carry out the projection and inversion in the left-hand side of Eq. 27:

$$\left[\hat{\mathbf{P}}_M \hat{\mathbf{G}} \hat{\mathbf{P}}_M^\dagger \right]^{-1} = \left[\sum_{m,n} |m\rangle \tilde{G}_{mn} \langle n| \right]^{-1} = \sum_{m,n} |m^*\rangle [\tilde{\mathbf{G}}_M]_{mn}^{-1} \langle n^*|,$$

so that Eq. 27 becomes

$$[\tilde{\mathbf{G}}_M]^{-1} = (\omega - \mu) \mathbf{S}_M - \mathbf{H}_M - \mathbf{\Sigma}_M$$

when represented in the direct basis. Finally we can obtain the self-energy matrix:

$$\mathbf{\Sigma}_M = (\omega - \mu) \mathbf{S}_M - \mathbf{H}_M - [\tilde{\mathbf{G}}_M]^{-1}. \quad (29)$$

If required, we can also obtain $\mathbf{\Sigma}'_M$ from Eq. 28. This way of obtaining the self-energy associated to any subspace is often called ‘‘reversal engineering’’³⁵. Notice that Eq. 29 is somewhat expected by looking at Eq. 20, but our projector theory gives us a rigorous way of obtaining it. Following Eq. 15 one could also apply the alternative projection $\hat{\mathbf{P}}_M^\dagger \hat{\mathbf{G}} \hat{\mathbf{P}}_M$ and arrive at the following representation in direct space

$$[\mathbf{G}_M]^{-1} = (\omega - \mu) \mathbf{S}_M^{-1} - \tilde{\mathbf{H}}_M - \tilde{\mathbf{\Sigma}}_M$$

from which we obtain another expression for the self-energy matrix:

$$\tilde{\mathbf{\Sigma}}_M = (\omega - \mu) \mathbf{S}_M^{-1} - \tilde{\mathbf{H}}_M - [\mathbf{G}_M]^{-1}. \quad (30)$$

Finally, the self-energy matrix in the case of the two introduced block orthogonal metrics should be defined by

$$\mathbf{\Sigma}_M^\Delta = (\omega - \mu) \mathbf{S}_M - \mathbf{H}_M - \mathbf{S}_M [\mathbf{G}_M]^{-1} \mathbf{S}_M, \quad (31)$$

and

$$\mathbf{\Sigma}_M^\nabla = (\omega - \mu) \mathbf{S}_M^{-1} - \tilde{\mathbf{H}}_M - \mathbf{S}_M^{-1} [\tilde{\mathbf{G}}_M]^{-1} \mathbf{S}_M^{-1}. \quad (32)$$

Notice that the expressions for the self-energy in Eqs. 29, 30, 31, and 32 are all different. In conclusion, the choice of projection for a fully non-orthogonal basis set (direct or dual) or the choice of the block-orthogonal basis set (Δ or ∇) determines both a Hamiltonian and an associated self-energy. These two must go together for the evaluation of, e.g., conductance as next section shows.

IX. THE TRANSMISSION FUNCTION FROM A REDUCED GREEN'S FUNCTION

The transmission function T , which enters Landauer's formalism to compute the conductance, $G = \frac{2e^2}{h}T$, is given by:

$$T = Tr [\mathbf{t}^\dagger \mathbf{t}]$$

where $\mathbf{t} = \mathbf{\Gamma}_R^{1/2} \tilde{\mathbf{G}}^{(+)} \mathbf{\Gamma}_L^{1/2}$ and $\mathbf{t}^\dagger = \mathbf{\Gamma}_L^{1/2} \tilde{\mathbf{G}}^{(-)} \mathbf{\Gamma}_R^{1/2}$ are transmission matrices defined in terms of retarded (+) and advanced (-) Green's functions and coupling matrices to the right (R) and left (L) electrodes. We are assuming here that there is no direct electronic coupling between electrodes and that the self-energy Σ that appears in the Green's function (see Eq. 20) is known and equal to $\Sigma_R + \Sigma_L$. The coupling matrices are defined as usual: $\mathbf{\Gamma} = i(\Sigma^{(+)} - \Sigma^{(-)})$. The transmission matrices \mathbf{t}^\dagger and \mathbf{t} contain information about transmission amplitudes between orbitals or basis elements at the entrance and exit of the scattering region. By using the cyclic property of the trace, the transmission function can thus be written in its most popular form:

$$T = Tr \left[\mathbf{\Gamma}_L \tilde{\mathbf{G}}^{(-)} \mathbf{\Gamma}_R \tilde{\mathbf{G}}^{(+)} \right], \quad (33)$$

Notice that the final product of four matrices is *not* simply the result of representing the product of operators

$$\hat{\mathbf{\Gamma}}_L \hat{\mathbf{G}}^{(-)} \hat{\mathbf{\Gamma}}_R \hat{\mathbf{G}}^{(+)},$$

in a non-orthogonal basis set (see Sec. II).

We are now interested in expressing the transmission function in terms of Green's functions and coupling matrices reduced or projected to a central scattering region. As an example we will compute the conductance of the Al nanocontact studied in Sec. VII where the central region M is the same used to analyse the projection of the charge [see Figs. 2(a) and (b)]. First, to obtain the self-energy representing the left electrode, we can perform a projection onto the rest of the system:

$$\hat{\mathbf{P}}_r \hat{\mathbf{G}} \hat{\mathbf{P}}_r^\dagger = \hat{\mathbf{P}}_r \left[(\omega - \mu) \hat{\mathbf{I}} - \hat{\mathbf{H}} - \hat{\Sigma}_L - \hat{\Sigma}_R \right]^{-1} \hat{\mathbf{P}}_r^\dagger.$$

Following Eq. 29 we obtain a new left self-energy

$$\Sigma_{L|r} = (\omega - \mu) \mathbf{S}_r - \mathbf{H}_r - \Sigma_{R|r} - [\tilde{\mathbf{G}}_r]^{-1},$$

where $\hat{\mathbf{P}}_r^\dagger \hat{\Sigma}_R \hat{\mathbf{P}}_r := \Sigma_{R|r}$. Then, by performing a new projection onto the selected subspace M we obtain the new self-energy associated to the new right electrode:

$$\begin{aligned} \hat{\mathbf{P}}_M \hat{\mathbf{G}}_r \hat{\mathbf{P}}_M^\dagger = \\ \hat{\mathbf{P}}_M \left[(\omega - \mu) \hat{\mathbf{I}}_r - \hat{\mathbf{H}}_r - \hat{\Sigma}_{R|r} - \hat{\Sigma}_{L|r} \right]^{-1} \hat{\mathbf{P}}_M^\dagger, \end{aligned}$$

$$\Sigma_{R|M} = (\omega - \mu) \mathbf{S}_M - \mathbf{H}_M - \Sigma_{L|M} - [\tilde{\mathbf{G}}_M]^{-1},$$

where $\hat{\Sigma}_{L|M} = \hat{\mathbf{P}}_M^\dagger \hat{\Sigma}_L \hat{\mathbf{P}}_M$. Now the newly obtained $\tilde{\mathbf{G}}_M$, $\hat{\Sigma}_{L|M}$, and $\hat{\Sigma}_{R|M}$ enter Eq. 33. This double-projection procedure has been illustrated through the

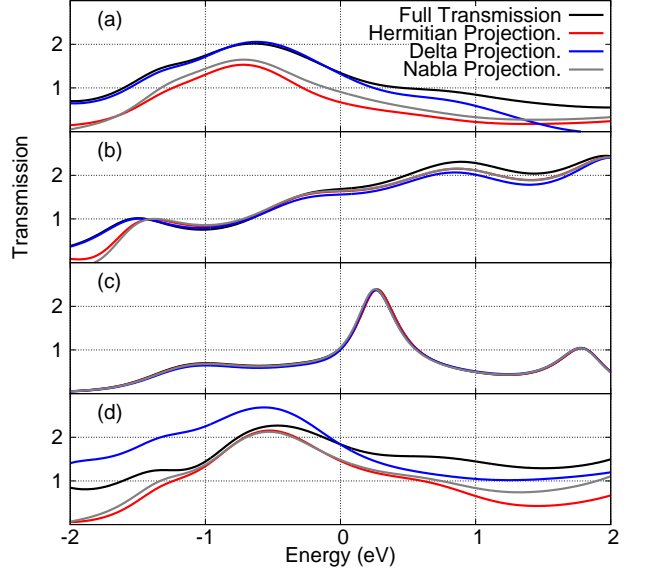


Figure 3. Transmission function for an Al nanocontact as obtained from the full Green's function (black solid line) and from reduced Green's functions with three different projections. Results obtained with the STO-3G** basis set for all atoms are shown in panels (a-c) while results obtained using the 631-G** basis set in the central region are shown in panel (d). The distance between the electrodes increases from (a) [see Fig. 2(a)] to (c) [see Fig. 2(b)] while the atomic structure corresponding to panel (d) is the same as for panel (a).

dual Hermitian projection, but the same operations can be carried out with the other projections and with the block-orthogonal basis sets, as explained in previous section.

In Figs. 3(a) and (c) we plot the transmission function obtained for the systems shown in Fig. 2(a) and (b). We also show the transmission for the same system with an intermediate distance [$d = 3 \text{ \AA}$, Fig. 3(b)] between the central region and the electrodes. The same basis set has been used in the panels (a-c). Panel (d) shows the transmission with a larger basis set for the structure in Fig. 2(a). Three different projections have been used in all cases, as described by Eq. 29, 31, and 32. The reduced Green's functions and coupling matrices in Eq. 33 have been chosen accordingly. When the central region is separated from the electrodes [see Fig. 3(c)], the direct tunnelling between electrodes is negligible and the reduction operation is expected to be exact. In fact, the three projections give identical results and equal to the transmission obtained from the full Green's function (black solid line). This corroborates the mathematical procedure of reduction explained in previous section. On the other hand, when direct tunnelling between electrodes is finite, differences are expected between the full transmission and the ones obtained after reduction. This can be clearly seen in Figs. 3(a), (b), and (d).

X. CONCLUSIONS

Starting from the very basic definition of metric associated to a given non-orthogonal basis set and the corresponding closure relation, we have defined two types of projection operators. In doing so, the interplay between direct and dual spaces has been stressed. We have shown how these two projectors can be used to obtain different types of subspaces with different metrics, two with non-integer dimension and one with integer dimension. Physical quantities such as local charge and LDOS for simple systems such as metallic nanocontacts have been evaluated. Large differences can be obtained depending on the projection chosen and degree of overlap present in the original basis set. We have concluded that what we denote as direct Hermitian projection severely overestimates the charge while the dual one gives reasonable values (as compared to a standard Mulliken population analysis which is obtained through non-Hermitian projections). A comparison with results obtained with a block orthogonal basis (which mixes direct and dual basis sets) has also been presented. The results obtained in this

mixed basis set also result in projected charges close to Mulliken charges. We have finally shown how to properly carry out different projections on the Green's function, from which effective Hamiltonians can be derived through reversal-engineering. The evaluation of the conductance using these reduced Green's functions and the corresponding coupling matrices certifies the consistency of our reduction or projection procedures.

ACKNOWLEDGMENTS

This work was supported by MICINN under Grants Nos. FIS2010-21883 and CONSOLIDER CSD2007-0010, by Generalitat Valenciana under Grant PROMETEO/2012/011. The authors acknowledge D. Jacob, L. A. Zotti and G. Gómez-Santos for enlightening discussions. The authors thankfully acknowledge the computer resources, technical expertise, and assistance provided by the Supercomputing and Visualization Center of Madrid (CeSViMa) and support from the Centro de Computación Científica of the Universidad Autónoma de Madrid.

-
- * maria.soriano@uam.es
- ¹ N. Agraït, A. L. Yeyati, and J. M. v. Ruitenbeek, *Physics Reports* **377**, 81 (2003), and references therein.
 - ² J. C. Scheer, E. Cuevas, *Molecular Electronics*, Nanoscience and Nanotechnology (2010).
 - ³ Y. Xue, S. Datta, and M. A. Ratner, *J. Chem. Phys.* **115**, 4292 (2001).
 - ⁴ J. Taylor, H. Guo, and J. Wang, *Phys. Rev. B* **63**, 121104 (2001).
 - ⁵ J. J. Palacios, A. J. Pérez-Jiménez, E. Louis, and J. A. Vergés, *Phys. Rev. B* **64**, 115411 (2001).
 - ⁶ J. J. Palacios, A. J. Pérez-Jiménez, E. Louis, and J. A. Vergés, *Nanotechnology* **12**, 160 (2001).
 - ⁷ N. B. McKeown, ed., *Phthalocyanine Materials - Synthesis, Structure and Function* (Cambridge University Press, 1998).
 - ⁸ K. J. Franke, G. Schulze, and J. I. Pascual, *Science* **332**, 940 (2011).
 - ⁹ A. Stróżecka, M. Soriano, J. I. Pascual, and J. J. Palacios, *Phys. Rev. Lett.* **109**, 147202 (2012).
 - ¹⁰ D. Jacob, M. Soriano, and J. J. Palacios, *Physical Review B* **88**, 134417 (2013).
 - ¹¹ J. M. Soler, E. Artacho, J. D. Gale, A. García, J. Junquera, P. Ordejón, and D. Sánchez-Portal, *Journal of Physics: Condensed Matter* **14**, 2745 (2002),
 - ¹² M. J. Frisch et al., *Gaussian 09 Revision A.1*, gaussian Inc. Wallingford CT 2009.
 - ¹³ C. Toher, A. Filippetti, S. Sanvito, and K. Burke, *Phys. Rev. Lett.* **95**, 146402 (2005),
 - ¹⁴ M. Koentopp and K. Burke, *Physical Review B* **73** (2006).
 - ¹⁵ C. Toher and S. Sanvito, *Phys. Rev. B* **77**, 155402 (2008),
 - ¹⁶ J. M. Garcia-Lastra, C. Rostgaard, A. Rubio, and K. S. Thygesen, *Phys. Rev. B* **80**, 245427 (2009),
 - ¹⁷ J. B. Neaton, M. S. Hybertsen, and S. G. Louie, *Phys. Rev. Lett.* **97**, 216405 (2006),
 - ¹⁸ J. J. Palacios, D. Jacob, and M. Soriano, ANT.G software package, <http://www.dfa.ua.es/en/invest/condens/Alacant>.
 - ¹⁹ D. Jacob and J. J. Palacios, *J Chem Phys* **134**, 044118 (2011).
 - ²⁰ G. Berghold, C. J. Mundy, A. H. Romero, J. Hutter, and M. Parrinello, *Phys. Rev. B* **61**, 10040 (2000).
 - ²¹ T. Miyake and F. Aryasetiawan, *Phys. Rev. B* **77**, 085122 (2008).
 - ²² N. Marzari and D. Vanderbilt, *Phys. Rev. B* **56**, 12847 (1997).
 - ²³ A. Calzolari, N. Marzari, I. Souza, and M. Buongiorno Nardelli, *Phys. Rev. B* **69**, 035108 (2004).
 - ²⁴ N. Marzari, A. A. Mostofi, J. R. Yates, I. Souza, and D. Vanderbilt, *Rev. Mod. Phys.* **84**, 1419 (2012).
 - ²⁵ R. Korytár, M. Pruneda, J. Junquera, P. Ordejón, and N. Lorente, *Journal of Physics: Condensed Matter* **22**, 385601 (2010).
 - ²⁶ S. Liu, J. M. Pérez-Jordá, and W. Yang, *The Journal of Chemical Physics* **112** (2000).
 - ²⁷ D. A. Ryndyk, A. Donarini, M. Grifoni, and K. Richter, *Phys. Rev. B* **88**, 085404 (2013).
 - ²⁸ K. S. Thygesen, *Phys. Rev. B* **73**, 035309 (2006).
 - ²⁹ Q. Wu and T. Van Voorhis, *Journal of Chemical Theory and Computation* **2**, 765 (2006).
 - ³⁰ P. H. Dederichs, S. Blugel, R. Zeller, and H. Akai, *Phys. Rev. Lett.* **53**, 2512 (1984).
 - ³¹ J. Behler, B. Delley, K. Reuter, and M. Scheffler, *Phys. Rev. B* **75**, 115409 (2007),
 - ³² K. G. Dyall, I. P. Grant, and S. Wilson, *J. Phys. B: At. Mol. Phys.* **17**, 493 (1984).

- ³³ E. B. Stechel, T. Schmalz, and J. Light, *J. Chem. Phys.* **70**, 5640 (1979).
- ³⁴ M. G. Reuter and R. J. Harrison, *J. Chem. Phys.* **139**, 114104 (2013).
- ³⁵ D. Jacob, K. Haule, and G. Kotliar, *Phys. Rev. B* **82**, 195115 (2010).
- ³⁶ S. Priyadarshy, S. S. Skourtis, S. M. Risser, and D. N. Beratan, *J. Chem. Phys.* **104**, 9473 (1996).
- ³⁷ D. A. Ryndyk, A. Donarini, M. Grifoni, and K. Richter, arXiv:1210.5615 (2012).
- ³⁸ E. Artacho and L. Milans del Bosch, *Phys. Rev. A* **43**, 5770 (1991).
- ³⁹ L. Ballentine and M. Kolar, *Journal of Physics C: Solid State Physics* **19**, 981 (1986),
- ⁴⁰ D. D. O'Regan, M. C. Payne, and A. A. Mostofi, *Phys. Rev. B* **83**, 245124 (2011).
- ⁴¹ R. Penrose, *Mathematical Proceedings of the Cambridge Philosophical Society* **51**, 406 (1955).
- ⁴² A. E. Clark and E. R. Davidson, *International Journal of Quantum Chemistry* **93**, 384 (2003).
- ⁴³ A. D. Becke, *The Journal of Chemical Physics* **88**, 2547 (1988).
- ⁴⁴ C. Fonseca Guerra, J.-W. Handgraaf, E. J. Baerends, and F. M. Bickelhaupt, *J Comput Chem* **25**, 189 (2004).
- ⁴⁵ R. S. Mulliken, *The Journal of Chemical Physics* **23** (1955).
- ⁴⁶ L. Pacios and P. Christiansen, *J. Chem. Phys.* **82**, 2664 (1985).
- ⁴⁷ A. D. Becke, *Phys. Rev. A* **38**, 3098 (1988).
- ⁴⁸ J. P. Perdew, K. Burke, and M. Ernzerhof, *Phys. Rev. Lett.* **77**, 3865 (1996),