

Odd-parity triplet superconductivity in multi-orbital materials with strong spin-orbit coupling: applications to doped Sr_2IrO_4

Zi Yang Meng,¹ Yong Baek Kim,^{1,2,3} and Hae-Young Kee^{1,2,*}

¹Department of Physics, University of Toronto, Toronto, Ontario M5S 1A7, Canada

²Canadian Institute for Advanced Research/Quantum Materials Program, Toronto, Ontario MSG 1Z8, Canada

³School of Physics, Korea Institute for Advanced Study, Seoul 130-722, Korea

(Dated: February 29, 2024)

We explore possible superconducting states in t_{2g} multi-orbital correlated electron systems with strong spin-orbit coupling (SOC). In order to study such systems in a controlled manner, we employ large-scale dynamical mean-field theory (DMFT) simulations with the hybridization expansion continuous-time Quantum Monte Carlo (CTQMC) impurity solver. To determine the pairing symmetry, we go beyond the local DMFT formalism using parquet equations to introduce the momentum dependence in the two-particle vertex and correlation functions. In the strong SOC limit, a singlet, d -wave pairing state in the electron-doped side of the phase diagram is observed at weak Hund's coupling, which is triggered by antiferromagnetic fluctuations. When the Hund's coupling is comparable to SOC, a two-fold degenerate, triplet p -wave pairing state with relatively high transition temperature emerges in the hole-doped side of the phase diagram, which is associated with enhanced charge fluctuations. Experimental implications to doped Sr_2IrO_4 are discussed.

PACS numbers: 74.20.-z, 74.20.Rp, 74.70.-b, 71.10.Fd

Introduction.- The investigation of novel electronic states in correlated electron systems with spin-orbit coupling has been a recent subject of intensive research [1]. Early experiments that prompted such activities are the studies of the iridium perovskite oxide Sr_2IrO_4 [2–10]. Due to strong SOC, the t_{2g} orbitals of Ir^{4+} ions split into $J_{\text{eff}} = 1/2$ doublet and $J_{\text{eff}} = 3/2$ quadruplet, leading to a spin-orbit-induced Mott insulator, with a moderate Hubbard interaction U . Given the similarity in lattice structure and Mott physics between Sr_2IrO_4 and La_2CuO_4 , it was proposed that a spin singlet d -wave high temperature (high T_c) superconductivity emerges in doped iridates [6, 11]. If this turns out to be true, it would be a significant progress in decades-long efforts to find high T_c superconductivity in other oxides materials besides cuprates. On the other hand, doped iridates are inherently multi-orbital systems and the analogy to the cuprates may be justified only in the extremely strong SOC limit. The determination of the ground states in such multi-orbital systems is a highly challenging theoretical work when the SOC and some of the multi-orbital interactions such as Hund's coupling become comparable to each other, which could easily be the case in $4d$ or $5d$ electron systems.

In this letter, we provide a theoretical study of possible superconductivity in t_{2g} multi-orbital systems with SOC using the combination of the DMFT with CTQMC impurity solver [12–15] and self-consistent relations between two-particle correlation/vertex functions in parquet equations [16–20]. The DMFT with CTQMC can capture the local correlation effects, but cannot provide the momentum dependence of the vertex functions or two-particle correlation functions, which is necessary for the determination of the dominant pairing channel and

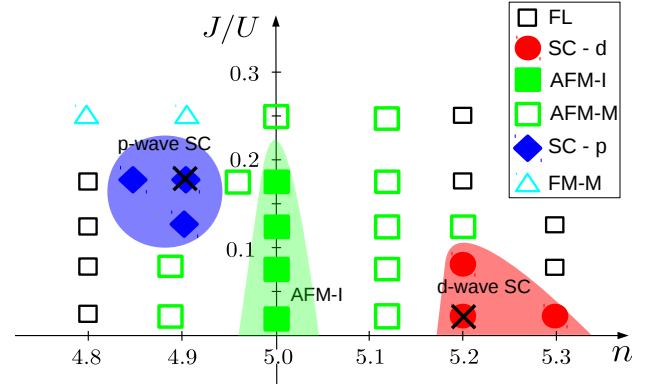


FIG. 1. (color online) Phase diagram of the t_{2g} Hubbard model in terms of J/U and filling n , obtained from DMFT with CTQMC and parquet formulation, where J and U represent the Hund's and intra-orbital Hubbard interaction, respectively. The tight-binding parameters and spin-orbit coupling strength are fixed (see main text), and the lowest temperature achieved in the simulation is $0.05t$. Symbols correspond to the parameter sets where simulations are performed. FL, SC-d, AFM-I, AFM-M, SC-p and FM-M stand for Fermi liquid, d -wave singlet pairing, antiferromagnetic insulator, antiferromagnetic metal, p -wave triplet pairing and ferromagnetic metal, respectively. The shaded areas are guides to the eye, and the two crosses highlight the two selected parameter sets where the instability analyses are presented in Fig. 4 and Fig. 5.

other instabilities. A standard way to introduce the momentum dependence is to generalize the single-site effective impurity problem to a finite cluster. While the cluster DMFT has been successful for one-band Hubbard models [21–24], it would be computationally too costly if one applies it to the multi-orbital models with

intra-, inter-orbital interactions and SOC. Here we use an alternative method via the two-particle diagrammatic relations in the Bethe-Salpeter and parquet equations. As described below, we use the results of the DMFT with CTQMC as an input and bring out momentum dependence of necessary vertex functions via the relations between vertex and two-particle correlation functions in different interaction channels.

Our major findings are summarized in the phase diagram of Fig. 1, where J is the Hund's coupling and n is the band filling. When J becomes comparable to SOC, a two-fold degenerate p -wave triplet (in terms of a Kramers-doublet) superconductivity emerges in the hole-doped side, with moderately high transition temperature. On the other hand, d -wave superconductivity arises in the electron-doped side when J is small, but is suppressed as J is increased. Note that previous studies reported d -wave superconductivity in the electron-doped side [25–27] and s_{\pm}^* -wave in the hole-doped side [27], but did not find odd-parity p -wave triplet superconductivity. It is also important to emphasize that our odd-parity triplet pairing state is different from the spin-triplet, orbital-singlet pairing state found in previous single-site DMFT studies [28, 29] and mean-field study [30]. We show that the emergence of the p - and d -wave superconducting instabilities in the hole- and electron-doped sides are related to enhanced charge and antiferromagnetic fluctuations, respectively. Below we discuss the microscopic model, numerical method and implications of our results to doped iridates.

Microscopic Model.— The t_{2g} three-orbital Hubbard model on the square lattice is given by, $H = H_{kin} + H_{SOC} + H_I$, where $H_{kin} = \sum_{\mathbf{k}\alpha\sigma} \epsilon_{\alpha}(\mathbf{k}) c_{\mathbf{k}\alpha\sigma}^{\dagger} c_{\mathbf{k}\alpha\sigma}$, $c_{\mathbf{k}\alpha\sigma}$ is the electron operator with momentum \mathbf{k} , spin $\sigma = \uparrow, \downarrow$ and orbital $\alpha = (d_{yz}, d_{zx}, d_{xy})$. The SOC term is given by $H_{SOC} = \lambda \sum_{i,\alpha\alpha',\sigma\sigma'} \langle \alpha | \mathbf{L}_i | \alpha' \rangle \langle \sigma | \mathbf{S}_i | \sigma' \rangle c_{i\alpha\sigma}^{\dagger} c_{i\alpha'\sigma'}$, and $\mathbf{L}_i(\mathbf{S}_i)$ is the orbital (spin) angular momentum operator. The interaction term can be written as

$$H_I = U \sum_{i,\alpha} n_{i\alpha\uparrow} n_{i\alpha\downarrow} + \frac{U'}{2} \sum_{i,\alpha \neq \alpha'} n_{i\alpha} n_{i\alpha'} + \frac{J}{2} \sum_{i,\alpha \neq \alpha', \sigma \sigma'} c_{i\alpha\sigma}^{\dagger} c_{i\alpha'\sigma'}^{\dagger} c_{i\alpha\sigma'} c_{i\alpha'\sigma} + \frac{J'}{2} \sum_{i,\alpha \neq \alpha'} c_{i\alpha\uparrow}^{\dagger} c_{i\alpha\downarrow}^{\dagger} c_{i\alpha'\downarrow} c_{i\alpha'\uparrow}, \quad (1)$$

where $n_{i\alpha\sigma} = c_{i\alpha\sigma}^{\dagger} c_{i\alpha\sigma}$ and $n_{i\alpha} = \sum_{\sigma} n_{i\alpha\sigma}$. U' and J' denote inter-orbital Hubbard interaction and pair hopping, respectively. In the atomic limit, these four Kanamori parameters satisfy the relation, $U = U' + J + J'$ and $J = J'$, which is assumed in the following discussions. Thus we explore the phase diagram in terms of U and the Hund's coupling J .

The SOC mixes electron spin and orbital quantum numbers, hence it is useful to first diagonalize the non-interacting Hamiltonian $H_{kin} + H_{SOC} =$

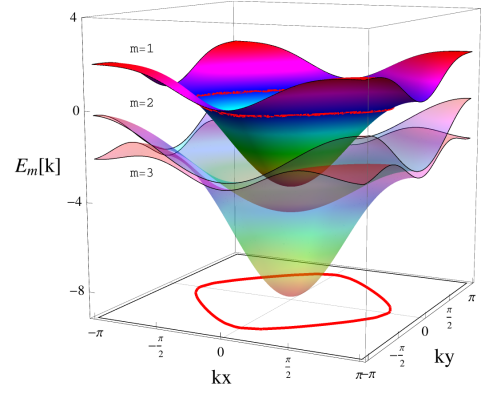


FIG. 2. (color online) The band dispersion $E_m(\mathbf{k})$ and Fermi surface (FS) at filling $n = 5$. The spin-orbit coupling λ separates the $m = 1$ and the $m = 2, 3$ bands. At $\lambda = 2t$, the FS only crosses the $m = 1$ band, as shown by the red contour line and its projection to the bottom of the BZ.

$\sum_{\mathbf{k}ms} E_m(\mathbf{k}) a_{\mathbf{k}ms}^{\dagger} a_{\mathbf{k}ms}$ (see Supplemental Material [31] for details), where $a_{\mathbf{k}ms}^{\dagger}$ represent the spin-orbit entangled eigenstates characterized by the band index $m = (1, 2, 3)$ and pseudospin s (a Kramers-doublet) with the dispersion $E_m(\mathbf{k})$. We adopt the tight-binding parameters of $\epsilon_{\alpha}(\mathbf{k})$ used in Refs. [26, 27, 32, 33], the nearest-neighbor hopping between d_{xy} orbitals as the energy unit t , and the spin-orbit coupling $\lambda = 2t$. The energy dispersions $E_m(\mathbf{k})$ and the Fermi surface (FS) at filling $n = 5$ are shown in Fig. 2. The $m = 1$ band, mostly made of $J_{\text{eff}} = 1/2$ state, is separated from the other two bands. Near $n = 5$ band filling, only $m = 1$ band crosses the Fermi level so that there is a single electron-like FS, as shown by the red contour line and its projection to the bottom of the Brillouin zone (BZ) in Fig. 2.

Numerical method.— To solve the interacting electron problem, we employ the DMFT with CTQMC impurity solver [21, 22]. This method maps the original, strongly correlated, lattice system into a quantum impurity problem embedded in a self-consistently-determined bath. In this study, we use the hybridization expansion CTQMC impurity solver [12–14]. It diagonalizes the atomic limit of the interacting problem, and diagrammatically expands the impurity partition function in powers of the hybridization function between the impurity and the bath. Since this algorithm treats the local interactions exactly, it is particularly efficient at moderate and strong interactions. We use about 10^9 Monte Carlo samples per simulation to obtain converged single-particle results, and another 10^9 QMC samples to obtain two-particle quantities. The interaction strength is chosen to be close to the bare bandwidth, $U = 12t$ [34], and we can achieve temperatures as low as $T = 0.05t$ ($\beta t = 20$) before a serious minus-sign problem renders the data untrustable.

In order to obtain information about pairing instabilities, one needs to know the momentum and frequency

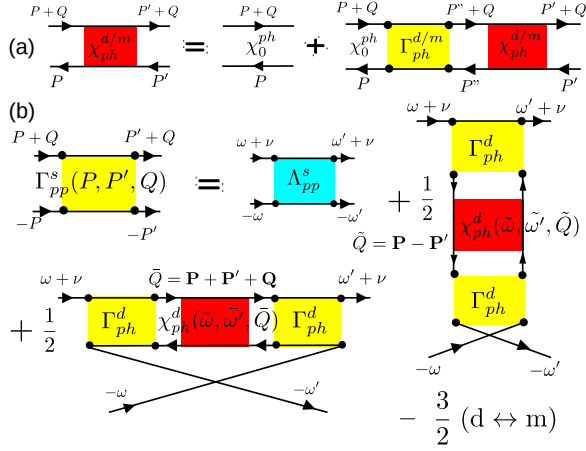


FIG. 3. (color online) (a) Bethe-Salpeter equation in the particle-hole density/magnetic channels. $\chi_{ph}^{d/m}$ and $\Gamma_{ph}^{d/m}$ are two-particle correlation and vertex functions, and χ_0^{ph} is the bare two-particle correlation function. (b) Parquet equation for the particle-particle singlet vertex, $\Gamma_{pp}^s(P, P', Q)$. It is decomposed into fully irreducible vertex function Λ_{pp}^s and cross-channel contributions from particle-hole density/magnetic vertex ladders $\Phi_{ph}^{d/m} = \Gamma_{ph}^{d/m} \star \chi_{ph}^{d/m} \star \Gamma_{ph}^{d/m}$ (complete equations are given in Supplemental Material [31]).

dependence of the pairing vertex functions. However, in the DMFT simulation, the two-particle correlation functions in the particle-particle (pp) and particle-hole (ph) channels $\chi_{ph/pp}(\omega, \omega', \nu)$ can only be measured at the impurity site, hence only have frequency-dependence. Here we use the parquet equations to introduce momentum-dependence in two-particle quantities as described below. The parquet equations relate the irreducible vertex function in one interaction channel to those in other channels [16]. In our case, we consider four interaction channels: the particle-hole density (ph-d), particle-hole magnetic (ph-m), particle-particle singlet (pp-s) and particle-particle triplet (pp-t) channels [17–20, 23, 24]. A detailed description of the parquet formalism is given in the Supplemental Material [31] and here we only outline the main idea.

For example, in order to explore the singlet/triplet pairing instabilities, we need to find the momentum and frequency dependence of the irreducible vertex functions in pp-s/t channels, $\Gamma_{pp}^{s/t}(P, P', Q)$, with $P \equiv (\mathbf{k}, \omega)$, $P' \equiv (\mathbf{k}', \omega')$, $Q \equiv (\mathbf{q}, \nu)$. In the DMFT-CTQMC, one obtains the lattice single-particle Green's function $G(P)$ and the ph-d/m two-particle correlation functions $\chi_{ph}^{d/m}(\omega, \omega', \nu)$ measured on the impurity. We first consider the local version of the Bethe-Salpeter equation, $\chi_{ph}^{d/m}(\omega, \omega', \nu) = \chi_0^{ph}(\omega, \nu) + \chi_0^{ph}(\omega, \nu) \sum_{\omega''} \Gamma_{ph}^{d/m}(\omega, \omega'', \nu) \chi_{ph}^{d/m}(\omega'', \omega', \nu)$. Using $\chi_{ph}^{d/m}(\omega, \omega', \nu)$ obtained in the DMFT, one can extract the local irreducible vertex functions, $\Gamma_{ph}^{d/m}(\omega, \omega'', \nu)$.

To introduce the momentum dependence in the vertex functions starting from $G(P)$, $\chi_{ph}^{d/m}(\omega, \omega', \nu)$, and $\Gamma_{ph}^{d/m}(\omega, \omega'', \nu)$, let us turn to the lattice Bethe-Salpeter equation in Fig. 3 (a); $\chi_{ph}^{d/m}(P, P', Q) = \chi_0^{ph}(P, Q) + \chi_0^{ph}(P, Q) \sum_{P''} \Gamma_{ph}^{d/m}(P, P'', Q) \chi_{ph}^{d/m}(P'', P', Q)$, where $\chi_0^{ph}(P, Q)$ can be constructed from single-particle Green's functions $\chi_0^{ph}(P, Q) = -N\beta G(P)G(P+Q)$ with N , the lattice size. We then use $\Gamma_{ph}^{d/m}(\omega, \omega'', \nu)$ (obtained in the DMFT) as an input for $\Gamma_{ph}^{d/m}(P, P'', Q)$, and later find the momentum dependence of this and other quantities using an iteration method. Once $\Gamma_{ph}^{d/m}(\omega, \omega'', \nu)$ is used and the sums over \mathbf{k}, \mathbf{k}' are applied to both sides of the equation, the Bethe-Salpeter equation is reduced to

$$\chi_{ph}^{d/m}(\omega, \omega', Q) = \chi_0^{ph}(\omega, Q) + \chi_0^{ph}(\omega, Q) \sum_{\omega''} \Gamma_{ph}^{d/m}(\omega, \omega'', \nu) \chi_{ph}^{d/m}(\omega'', \omega', Q), \quad (2)$$

where $\chi_0^{ph}(\omega, Q) = \sum_{\mathbf{k}} \chi_0^{ph}(P, Q)$ and $\chi_{ph}^{d/m}(\omega, \omega', Q) = \sum_{\mathbf{k}, \mathbf{k}'} \chi_{ph}^{d/m}(P, P', Q)$. $\chi_{ph}^{d/m}(\omega, \omega', Q)$ is then obtained by solving Eq. 2.

Now we consider the parquet equation in Fig. 3 (b), where the irreducible vertex functions in the pp channel, $\Gamma_{pp}^{s/t}(P, P', Q)$, are related to $\Gamma_{ph}^{d/m}(P, P', Q)$ and $\chi_{ph}^{d/m}(P, P', Q)$ via the ph vertex ladders $\Phi_{ph}^{d/m} = \Gamma_{ph}^{d/m} \star \chi_{ph}^{d/m} \star \Gamma_{ph}^{d/m}$, where \star represents the convolution in both momentum and frequency. In order to get the first order results for $\Gamma_{pp}^{(1), s/t}(P, P', Q)$, we use $\Gamma_{ph}^{d/m}(\omega, \omega', \nu)$ and $\chi_{ph}^{d/m}(\omega, \omega', \tilde{Q})$ for $\Gamma_{ph}^{d/m}(P, P', Q)$ and $\chi_{ph}^{d/m}(P, P', \tilde{Q})$ in the ph ladders $\Phi_{ph}^{d/m}$ with the momentum-frequency convolution replaced by a frequency-only convolution. Here $\tilde{Q} = P - P'$ or $P + P' + Q$, which provides the momentum dependence in $\Gamma_{pp}^{(1), s/t}(P, P', Q)$. Similar procedure is employed to get $\Gamma_{ph}^{(1), d/m}(P, P', Q)$. These first order results are now iterated back to the full Bethe-Salpeter and parquet equations, and then successive iterations would generate higher order results. In principle, this procedure needs to be repeated until self-consistency is achieved. Such calculations, however, require unrealistic amount of computing resources. Instead, we check explicitly that the results of $\Gamma^{(1)}$, $\Gamma^{(2)}$ and $\Gamma^{(3)}$ are consistent with each other and, as shown later, provide the same trend in the instability analysis for various interaction channels (in fact, the results are almost converged at $\Gamma^{(3)}$, see Supplemental Material [31]).

For instance, we use the irreducible vertex functions $\Gamma_{pp}^{(1), s/t}(P, P', Q)$ and/or $\Gamma_{pp}^{(2), s/t}(P, P', Q)$ to study superconducting instabilities via

$$\sum_{P'} \Gamma_{pp}^{s/t}(P, P', Q) \chi_0^{pp}(P', Q) \phi(P') = \lambda \phi(P), \quad (3)$$

where the leading eigenvalue (LEV) λ and the leading

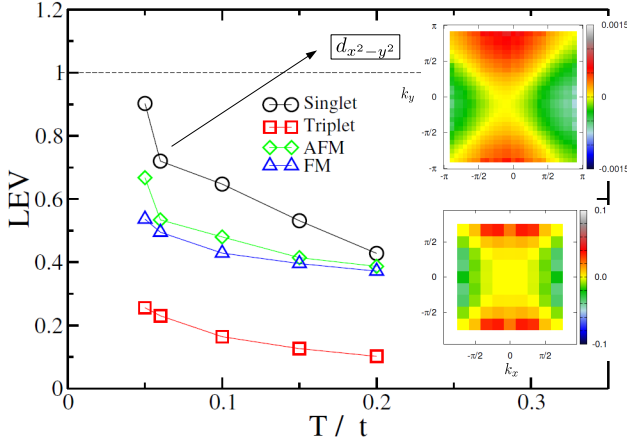


FIG. 4. (color online) The leading eigenvalues (LEV) of $\Gamma^{(1)}$ as a function of temperature in various instability channels, for an electron-doped case ($n = 5.2$) with a small Hund's coupling ($J = 0.2t$) and $U = 12t$, $U' = 11.6t$. The upper(lower) inset shows the d -wave symmetry of the leading eigenvector in the singlet pairing channel for $\Gamma^{(1)}$ ($\Gamma^{(2)}$).

eigenvector $\phi(P)$ need to be analyzed. As temperature approaches the transition temperature T_c , $\lambda \rightarrow 1$, and the corresponding $\phi(P)$ shows the momentum-dependence of the gap function [23, 35]. Similar analysis can be performed in the ph-d/m channels.

Results and Discussions.- We compute the LEVs of $\Gamma^{(1)}$ and $\Gamma^{(2)}$ for the corresponding vertex functions as a function of temperature T for singlet/triplet superconductivity, ferromagnetic and antiferromagnetic instabilities across the phase diagram and the leading eigenvector is used to determine the ground state. Fig. 4 shows the results for the parameter set $U = 12t$, $U' = 11.6t$, $J = 0.2t$, $n = 5.2$. This is an electron-doped case with a very small Hund's coupling $J/U \sim 0.017$. The main panel shows the LEVs obtained from Eq. 3 using $\Gamma^{(1)}$ (the results of $\Gamma^{(2)}$ show the same trend). As temperature decreases, the (pseudospin)-singlet pairing LEV in the $m = 1$ band dominates over other channels and the antiferromagnetic channel is the next leading instability. Moreover, the leading eigenvector of the singlet pairing clearly has the $d_{x^2-y^2}$ momentum-dependence, as shown in the upper inset (the lower inset shows the leading eigenvector of $\Gamma^{(2)}$ which has the same d -wave symmetry). In the electron-doped side, both Hund's coupling and SOC prefer to have $J_{\text{eff}} = 3/2$ bands completely filled, and extra electron goes to the initially half-filled $J_{\text{eff}} = 1/2$ band. Thus the d -wave singlet pairing mainly comes from the $J_{\text{eff}} = 1/2$ band. Moreover, the corresponding FS is very similar to that of the hole-doped, one-band Hubbard model on square lattice. As shown in the cluster DMFT computations of one-band Hubbard model, the vertex function for the d -wave superconducting instability is dominated by antiferromagnetic fluctuations [24]. Our analysis of the parquet equation shows

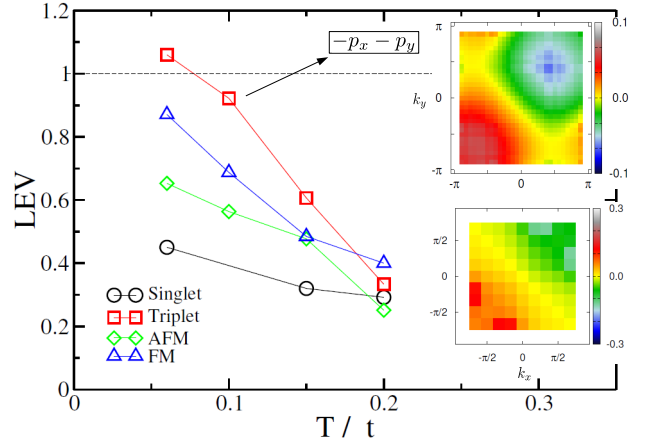


FIG. 5. (color online) The leading eigenvalues (LEV) of $\Gamma^{(1)}$ as a function of temperature in various instability channels, for a hole-doped case ($n = 4.9$) with a large Hund's coupling ($J = 2t$) and $U = 12t$, $U' = 8t$. The upper(lower) inset shows the $p'_x = -p_x - p_y$ symmetry of the leading eigenvector in the triplet channel for $\Gamma^{(1)}$ ($\Gamma^{(2)}$). The other degenerate p -wave component, $p'_y = -p_x + p_y$, is not shown.

that the magnetic vertex ladder Φ_{ph}^m at $\mathbf{q} = (\pi, \pi)$ is indeed the dominant contribution to Γ_{pp}^s .

In turn, the main panel of Fig. 5 shows the LEVs of $\Gamma^{(1)}$ at a large Hund's coupling ($J/U \sim 0.17$) in a hole-doped case, with the parameter set $U = 12t$, $U' = 8t$, $J = 2t$, $n = 4.9$. As the Hund's coupling increases, the (pseudospin)-triplet pairing in the $m = 1$ band becomes the leading instability in the hole-doped side while the d -wave singlet pairing in the electron-doped side is suppressed. The triplet pairing instability found here has two-fold degenerate LEVs and the corresponding leading eigenvectors have $p'_x = -p_x - p_y$ and $p'_y = -p_x + p_y$ symmetries. The upper(lower) inset of Fig. 5 shows the leading eigenvector obtained from $\Gamma^{(1)}$ ($\Gamma^{(2)}$) with p'_x symmetry. These results imply that the triplet superconductivity is the dominant instability in the hole-doped side. This p -wave triplet superconductivity emerges from a delicate balance between SOC and Hund's coupling [30]. When holes are introduced, the Hund's coupling prefers to have holes in $J_{\text{eff}} = 3/2$ bands as well as $J_{\text{eff}} = 1/2$ band, while the spin-orbit coupling likes to have $J_{\text{eff}} = 3/2$ completely filled and to put all extra holes in the $J_{\text{eff}} = 1/2$ band. Thus two interactions are not compatible to each other. Only when the SOC and Hund's coupling are balanced, ferromagnetic fluctuation induced by Hund's coupling generates the triplet pairing state. If the Hund's coupling becomes even larger, as shown in the phase diagram (Fig.1), in the hole-doped side, the system becomes a ferromagnetic metal. Thus we need a significant Hund's coupling to induce the triplet pairing via ferromagnetic fluctuations, but not-too-large Hund's coupling which eventually favors a ferromagnetic metal.

The odd-parity triplet pairing is doubly degenerate with components p'_x and p'_y , any linear combination of both p -wave components is possible below T_c . Given that both Ginzburg-Landau theory and BCS-type mean-field approaches favor a fully-gapped superconducting phase that breaks time-reversal symmetry [36], the $p_x + ip_y$ triplet pairing state could be selected. Therefore, our findings may support the chiral $p_x + ip_y$ topological superconducting phase in the hole-doped side of the phase diagram.

It is clear from Fig. 4 and Fig. 5 that the triplet pairing transition temperature in the hole-doped side is higher than the singlet pairing one in the electron-doped side. That is, the triplet LEVs approaches 1 when $0.06t \lesssim T \lesssim 0.1t$ whereas the singlet LEV is still below 1 at $T = 0.05t$. The same behaviors also hold for the LEVs obtained from $\Gamma^{(2)}$ analyses. This implies that the p -wave superconductivity in the hole-doped side could have relatively higher T_c than the d -wave superconductivity in the electron-doped side. Although superconductivity has not been observed in electron-doped Sr_2IrO_4 [37], our results could stimulate more experimental efforts in the hole-doped side, which may be achieved by substituting Na, K for Sr.

Acknowledgements.— We would like to acknowledge H. Li, Y. L. Wang for discussions on the DMFT+CTQMC simulation code – the iQIST package [38], K. S. Chen, S. X. Yang for their help on the parquet formalism, and Q.-H. Wang for discussions on possible pairing symmetries and their fRG work [27]. This work is supported by the NSERC, CIFAR, and Centre for Quantum Materials at the University of Toronto. Computations were performed on the GPC supercomputer at the SciNet HPC Consortium. SciNet is funded by: the Canada Foundation for Innovation under the auspices of Compute Canada; the Government of Ontario; Ontario Research Fund - Research Excellence; and the University of Toronto.

* hykee@physics.utoronto.ca

- [1] W. Witczak-Krempa, G. Chen, Y. B. Kim, and L. Balents, *Annu. Rev. Condens. Matter Phys.* **5**, 57 (2014).
- [2] G. Cao, J. Bolivar, S. McCall, J. E. Crow, and R. P. Guertin, *Phys. Rev. B* **57**, R11039 (1998).
- [3] B. J. Kim, H. Jin, S. J. Moon, J.-Y. Kim, B.-G. Park, C. S. Leem, J. Yu, T. W. Noh, C. Kim, S.-J. Oh, J.-H. Park, V. Durairaj, G. Cao, and E. Rotenberg, *Phys. Rev. Lett.* **101**, 076402 (2008).
- [4] B. J. Kim, H. Ohsumi, T. Komesu, S. Sakai, T. Morita, H. Takagi, and T. Arima, *Science* **323**, 1329 (2009).
- [5] S. Fujiyama, H. Ohsumi, T. Komesu, J. Matsuno, B. J. Kim, M. Takata, T. Arima, and H. Takagi, *Phys. Rev. Lett.* **108**, 247212 (2012).
- [6] J. Kim, D. Casa, M. H. Upton, T. Gog, Y.-J. Kim, J. F. Mitchell, M. van Veenendaal, M. Daghofer, J. van den Brink, G. Khaliullin, and B. J. Kim, *Phys. Rev. Lett.* **108**, 177003 (2012).
- [7] J.-M. Carter, V. V. Shankar, M. A. Zeb, and H.-Y. Kee, *Phys. Rev. B* **85**, 115105 (2012).
- [8] J.-M. Carter, V. Shankar V., and H.-Y. Kee, *Phys. Rev. B* **88**, 035111 (2013).
- [9] F. Ye, S. Chi, B. C. Chakoumakos, J. A. Fernandez-Baca, T. Qi, and G. Cao, *Phys. Rev. B* **87**, 140406 (2013).
- [10] Q. Li, G. Cao, S. Okamoto, J. Yi, W. Lin, B. C. Sales, J. Yan, R. Arita, J. Kunes, A. V. Kozhevnikov, A. G. Eguiluz, M. Imada, Z. Gai, M. Pan, and D. G. Mandrus, *Sci. Rep.* **3**, 3073 (2013).
- [11] F. Wang and T. Senthil, *Phys. Rev. Lett.* **106**, 136402 (2011).
- [12] P. Werner and A. J. Millis, *Phys. Rev. B* **74**, 155107 (2006).
- [13] K. Haule, *Phys. Rev. B* **75**, 155113 (2007).
- [14] L. Huang and X. Dai, arXiv:1205.1708 (2012).
- [15] L. Du, L. Huang, and X. Dai, *Eur. Phys. J. B* **86**, 94 (2013).
- [16] C. d. Dominicis and P. C. Martin, *J. Math. Phys.* **5**, 14 (1964); **5**, 31 (1964).
- [17] N. E. Bickers and S. R. White, *Phys. Rev. B* **43**, 8044 (1991).
- [18] S. X. Yang, H. Fotsos, J. Liu, T. A. Maier, K. Tomko, E. F. D'Azevedo, R. T. Scalettar, T. Pruschke, and M. Jarrell, *Phys. Rev. E* **80**, 046706 (2009).
- [19] G. Rohringer, A. Valli, and A. Toschi, *Phys. Rev. B* **86**, 125114 (2012).
- [20] K.-M. Tam, H. Fotsos, S.-X. Yang, T.-W. Lee, J. Moreno, J. Ramanujam, and M. Jarrell, *Phys. Rev. E* **87**, 013311 (2013).
- [21] T. Maier, M. Jarrell, T. Pruschke, and M. H. Hettler, *Rev. Mod. Phys.* **77**, 1027 (2005).
- [22] E. Gull, A. J. Millis, A. I. Lichtenstein, A. N. Rubtsov, M. Troyer, and P. Werner, *Rev. Mod. Phys.* **83**, 349 (2011).
- [23] K. S. Chen, Z. Y. Meng, U. Yu, S. Yang, M. Jarrell, and J. Moreno, *Phys. Rev. B* **88**, 041103 (2013).
- [24] K.-S. Chen, Z. Y. Meng, S.-X. Yang, T. Pruschke, J. Moreno, and M. Jarrell, *Phys. Rev. B* **88**, 245110 (2013).
- [25] R. Arita, J. Kunes, A. V. Kozhevnikov, A. G. Eguiluz, and M. Imada, *Phys. Rev. Lett.* **108**, 086403 (2012).
- [26] H. Watanabe, T. Shirakawa, and S. Yunoki, *Phys. Rev. Lett.* **110**, 027002 (2013).
- [27] Y. Yang, W.-S. Wang, J.-G. Liu, H. Chen, J.-H. Dai, and Q.-H. Wang, *Phys. Rev. B* **89**, 094518 (2014).
- [28] J. E. Han, *Phys. Rev. B* **70**, 054513 (2004).
- [29] S. Sakai, R. Arita, and H. Aoki, *Phys. Rev. B* **70**, 172504 (2004).
- [30] C. M. Puetter and H.-Y. Kee, *EPL* **98**, 27010 (2012).
- [31] See Supplemental Material at <http://link.aps.org/supplemental/10.1103/PhysRevLett.113.177003>, which includes Refs. 2–5, 7, 8, 15, 17–20, 26, 27, 32, and 33, for details about the t2g three-orbital model, the CTQMC/DMFT+Parquet formalism and its numerical implementation and performance..
- [32] H. Watanabe, T. Shirakawa, and S. Yunoki, *Phys. Rev. Lett.* **105**, 216410 (2010).
- [33] H. Watanabe, T. Shirakawa, and S. Yunoki, *Phys. Rev. B* **89**, 165115 (2014).
- [34] Similar interaction parameters are used in Ref. [25, 26], but phases at finite J in the hole-doped side are not stud-

- ied.
- [35] J. R. Schrieffer, *Theory of Superconductivity* (ABC, Westview Press, 1983).
- [36] M. Sigrist and K. Ueda, Rev. Mod. Phys. **63**, 239 (1991).
- [37] O. B. Korneta, T. Qi, S. Chikara, S. Parkin, L. E. De Long, P. Schlottmann, and G. Cao, Phys. Rev. B **82**, 115117 (2010).
- [38] L. Huang, Y. Wang, Z. Y. Meng, L. Du, P. Werner, and X. Dai, arXiv:1409.7573 (2014).