

# Determination of the quantized topological magneto-electric effect in topological insulators from Rayleigh scattering

Lixin Ge,<sup>1</sup> Tianrong Zhan,<sup>1,\*</sup> Dezhuan Han,<sup>2,1,†</sup> Xiaohan Liu,<sup>1</sup> and Jian Zi<sup>1,‡</sup>

<sup>1</sup>*Department of Physics, Key laboratory of Micro and Nano Photonic Structures (MOE),  
and Key Laboratory of Surface Physics,  
Fudan University, Shanghai 200433, China*

<sup>2</sup>*Department of Applied Physics, College of Physics,  
Chongqing University, Chongqing 400044, China*

(Dated: February 29, 2024)

## Abstract

Topological insulators (TIs) exhibit many exotic properties. In particular, a topological magneto-electric (TME) effect, quantized in units of the fine structure constant, exists in TIs. In this Letter, we study theoretically the scattering properties of electromagnetic waves by TI circular cylinders particularly in the Rayleigh scattering limit. Compared with ordinary dielectric cylinders, the scattering by TI cylinders shows many unusual features due to the TME effect. Two proposals are suggested to determine the TME effect of TIs simply based on measuring the electric-field components of scattered waves in the far field at one or two scattering angles. Our results could also offer a way to measure the fine structure constant.

## INTRODUCTION

The scattering of electromagnetic (EM) waves by small particles is a common optical phenomenon [1, 2]. According to the size of scatters, it can be classified into Rayleigh (for scatterer sizes much smaller than the wavelength) and Mie scattering (for scatterer sizes comparable to the wavelength). The most known example of Rayleigh scattering is the blue color of the sky wherein the scattering intensity by the gas molecules in the atmosphere varies inversely with the fourth power of the wavelength. The scattering of EM waves depends not only on the scatterer size and geometry but also on the EM properties of scatters. In addition to conventional dielectric ones, scatterers made of emerging artificial materials have received broad interest in recent years and many extraordinary scattering properties have been revealed [3–7]. For instance, the scattering of an object composed of metamaterial in the far field could be reduced to zero (cloaking) [3], or even transformed to other objects of different appearance [4]. For a subwavelength nanorod consisting of multiple concentric layers of dielectric and plasmonic materials, its scattering cross-section can far exceed the single-channel limit, leading to superscattering [5]. For particles with magnetic responses, many unusual EM scattering properties such as zero forward scattering has been proposed and confirmed experimentally [6]. Even being one-atom thick, arrays of graphene nano-disks could nearly completely absorb infrared light at certain resonant wavelengths [7].

As an emerging phase in condensed matter physics, topological insulators (TIs) has been of great interest in recent years [8–10] due to their exotic properties. In the bulk, TIs resemble ordinary insulators possessing a bulk energy gap. However, their surface states are gapless (metallic) and protected topologically by time-reversal symmetry. TI materials have been theoretically predicted and experimentally confirmed in several material systems [11, 12]. In addition to exotic electronic and transport properties, TIs show many unusual EM properties [13–17]. For instance, a point charge atop the surface of a TI can induce an image magnetic monopole [13]. In a TI thin film, there exist a giant magneto-optical Kerr effect and an interesting Faraday effect with a universal rotation angle defined by the fine structure constant [14]. From the Kerr and Faraday angles in a TI thick film, one can even determine the half-quantized Hall conductance of the two TI surfaces independently without knowing the material details [15]. On TI surfaces, the surface plasmon modes can even couple to spin waves, forming interesting hybridized spin-plasmon modes [16]. In two

TI plates, Casimir forces could even be switched to be repulsive [17] although they are usually attractive in two ordinary dielectric plates. All these interesting phenomena stem from the topological magneto-electric (TME) effect arising from the unusual EM response in TIs [18].

In this Letter, we study theoretically the scattering of EM waves by circular TI cylinders, particularly in the Rayleigh scattering limit. Unusual scattering properties due to the TME effect are revealed. In three-dimensional TIs, the EM response can be described by a Lagrangian consisting of a conventional Maxwell term and an additional term related to the TME effect [18],  $\Delta\mathcal{L} = (\theta\alpha/4\pi^2)\mathbf{E} \cdot \mathbf{B}$ , where  $\mathbf{E}$  and  $\mathbf{B}$  are the electric and magnetic fields, respectively;  $\alpha = e^2/\hbar c$  is the fine structure constant; and  $\theta = (2p + 1)\pi$  with  $p$  being an integer is a quantized angular variable to characterize the TME effect, known as the axion angle in particle physics [20]. By breaking the time-reversal symmetry at the surface (e.g., coating a TI with a thin ferromagnetic layer), a surface energy gap will open up so that the value of  $\theta$  can be specified definitely as discussed in Refs. 18 and 21. Indeed,  $\theta$  gives a half-quantized Hall conductance  $\sigma_{xy} = (p + 1/2)e^2/h$  which can be viewed as the origin of the TME effect [18]. In TIs, the propagation of EM waves can still be described by conventional Maxwell's equations. However, owing to the presence of the TME effect the constitutive relations in TIs should be modified as [18],  $\mathbf{D} = \varepsilon\mathbf{E} - \bar{\alpha}\mathbf{B}$  and  $\mathbf{H} = \mathbf{B}/\mu + \bar{\alpha}\mathbf{E}$ , where  $\mathbf{D}$  and  $\mathbf{H}$  are respectively the electric displacement and the magnetic field strength,  $\varepsilon$  and  $\mu$  are respectively the dielectric constant and magnetic permeability, and  $\bar{\alpha} = (\theta/\pi)\alpha$  is a quantized quantity in units of the fine structure constant. Note that the effective description of the modified constitutive relations of TIs applies only for the photon energy  $\hbar\omega$  much smaller than both the bulk and surface energy gaps, where  $\omega$  is the angular frequency of EM waves. Compared to conventional media such as anisotropic ones [19], the scattering of EM waves by a TI cylinder differs in an additional contribution resulting from the TME effect, basically a surface and topological effect that gives rise to many unique and novel quantum phenomena [13–17].

## SCATTERING OF EM WAVES BY A TI CYLINDER

The system under study is schematically shown in Fig. 1. A circular TI cylinder with a radius  $r$  is placed along the  $z$  axis. In this study, we focus on transverse electric (TE)

waves (with the magnetic field along the TI cylinder) which are incident perpendicularly to the TI cylinder. Transverse magnetic (TM) incident waves (with the electric field along the TI cylinder) can be discussed similarly. The dielectric constant and magnetic permeability of the TI are denoted by  $\varepsilon$  and  $\mu$ , respectively, and those of the background are  $\varepsilon_b$  and  $\mu_b$ . The axion angle of the TI is  $\theta = (2p + 1)\pi$  while the background takes a trivial axion angle  $\theta = 0$  for simplicity. To break the time-reversal symmetry on the surface, the TI cylinder is coated with an ultrathin ferromagnetic layer which plays no role in the scattering since its thickness is much smaller than both the radius of the TI cylinder and the wavelength of EM waves considered [22].

Based on the standard multipole expansion theory [1, 2], we can solve the scattering problem of EM waves by a circular TI cylinder with the modified constitutive relations and the conventional boundary conditions at the boundary between the TI cylinder and the background. The scattering coefficients  $\{a_n\}$  and  $\{b_n\}$ , related respectively to the electric and magnetic multipoles of order  $n$ , can be obtained. With these scattering coefficients, scattering properties of the TI cylinder can be obtained accordingly. It can be verified that  $a_{-n} = a_n$  and  $b_{-n} = b_n$ , similar to those in ordinary dielectric cylinders [1, 2]. It should be mentioned that  $\{a_n\}$  and  $\{b_n\}$  are polarization-dependent. In other words, there exist two independent sets of the scattering coefficients,  $\{a_{n,\text{TE}}, b_{n,\text{TE}}\}$  and  $\{a_{n,\text{TM}}, b_{n,\text{TM}}\}$ . For an incident wave with an arbitrary polarization, its scattering properties can be discussed since it can be decomposed as a linear combination of TE and TM waves.

Compared with ordinary dielectric cylinders, extra contributions resulting from the TME effect appear in both  $\{a_n\}$  and  $\{b_n\}$ , leading to many unusual scattering properties. For example, for an ordinary dielectric cylinder a TE incident wave cannot excite the magnetic multipoles because of  $b_{n,\text{TE}} = 0$  (not valid for  $b_{n,\text{TM}}$  in general). However, for a TI cylinder  $b_{n,\text{TE}}$  does not vanish in general, implying that the magnetic multipoles can be excited. The underlying physics lies in the TME effect whereby an electric (magnetic) field can induce a magnetic (electric) polarization. In Fig. 2, the scattering coefficients of a TI cylinder for TE incident waves as a function of the size parameter  $x = kr$  is shown. In general, the electric multipoles give much larger contributions to the scattering than the magnetic multipoles. In the Rayleigh scattering limit ( $x \ll 1$  and  $mx \ll 1$  with  $m = \sqrt{\varepsilon\mu/\varepsilon_b\mu_b}$ ), for TE incident

waves it can be shown that only the following scattering coefficients have order of  $x^2$ ,

$$a_{1,\text{TE}} = -\frac{i\pi(2m^2 - 2 + \bar{\alpha}^2)}{4(2m^2 + 2 + \bar{\alpha}^2)}x^2 + O(x^4), \quad (1a)$$

$$b_{0,\text{TE}} = \frac{i\pi\bar{\alpha}}{4}x^2 + O(x^4), \quad (1b)$$

$$b_{1,\text{TE}} = -\frac{i\pi\bar{\alpha}}{2(2m^2 + 2 + \bar{\alpha}^2)}x^2 + O(x^4). \quad (1c)$$

All other scattering coefficients have order of  $x^4$  or higher, and can be hence neglected in Rayleigh scattering. In other words, in Rayleigh scattering only the electric dipole, and magnetic monopole and dipole play roles for TE incident waves. In the Mie scattering regime ( $x \sim 1$ ), however, both the electric and magnetic multipoles will contribute to the scattering. Interestingly, at certain frequencies resonant peaks appear, known as Mie resonances [1, 2], corresponding to the resonant excitations of the electric or magnetic multipoles. For example, the peak at  $x = 0.425$  in  $|a_{0,\text{TE}}|$  corresponds to the resonant excitation of the electric monopole while the peak at  $x = 0.135$  in  $|b_{0,\text{TE}}|$  implies the resonant excitation of the magnetic monopole. In addition to resonant peaks, there exist sharp dips in  $|b_{n,\text{TE}}|$  showing a *anti-resonance* behavior. The underlying physics is that at the dips a TE incident wave cannot induce a transverse magnetic field, leading to  $b_{n,\text{TE}} = 0$ , i.e., the absence of the TME effect at the dips. For TM incident waves on the other side, it can be shown that only the scattering coefficients  $a_{0,\text{TM}}$ ,  $a_{1,\text{TM}}$ ,  $b_{0,\text{TM}}$ , and  $b_{1,\text{TM}}$  have the  $O(x^2)$  term, and all other coefficients are in order  $x^4$  or higher, namely,  $a_{0,\text{TM}} = b_{0,\text{TE}}$ ,  $a_{1,\text{TM}} = b_{1,\text{TE}}$ ,  $b_{0,\text{TM}} = -i\pi(m^2 - 1 + \bar{\alpha}^2)x^2/4 + O(x^4)$ , and  $b_{1,\text{TM}} = -\bar{\alpha}b_{1,\text{TE}}/2$ . Different from TE incident waves, a TM incident wave can excite the electric monopole in Rayleigh scattering.

To obtain the fields of scattered waves in the far field, an amplitude scattering matrix  $T$  is usually introduced which relates the electric field of scattered waves to that of incident waves [1, 2]

$$\begin{pmatrix} E_{s\parallel} \\ E_{s\perp} \end{pmatrix} = e^{i3\pi/4} \sqrt{\frac{2}{\pi k \rho}} e^{ik\rho} \begin{pmatrix} T_1 & T_4 \\ T_3 & T_2 \end{pmatrix} \begin{pmatrix} E_{i\parallel} \\ E_{i\perp} \end{pmatrix}, \quad (2)$$

where  $E_{\parallel}$  and  $E_{\perp}$  are the components of the electric field parallel and perpendicular to the TI cylinder, respectively; and  $\rho$  is the radial distance from the center of the TI cylinder in the  $x$ - $y$  plane. From the definitions in Fig. 1,  $E_{i\parallel} = \mathbf{E}_i \cdot \hat{\mathbf{z}}$ ,  $E_{i\perp} = -\mathbf{E}_i \cdot \hat{\mathbf{x}}$ ,  $E_{s\parallel} = \mathbf{E}_s \cdot \hat{\mathbf{e}}_{s\parallel}$ , and  $E_{s\perp} = \mathbf{E}_s \cdot \hat{\mathbf{e}}_{s\perp}$ . The elements of the amplitude scattering matrix  $T$  are given by  $T_1 = \sum_{n=-\infty}^{\infty} e^{-in\phi} b_{n,\text{TM}}$ ,  $T_2 = \sum_{n=-\infty}^{\infty} e^{-in\phi} a_{n,\text{TE}}$ ,  $T_3 = \sum_{n=-\infty}^{\infty} e^{-in\phi} a_{n,\text{TM}}$ , and

$T_4 = \sum_{n=-\infty}^{\infty} e^{-in\phi} b_{n,\text{TE}}$ . Obviously, the elements  $T_2$  and  $T_3$  are associated with the electric multipoles while  $T_1$  and  $T_4$  are related to the magnetic multipoles. In ordinary dielectric cylinders, the condition  $b_{n,\text{TE}} = 0$  for TE incident waves leads to that the scattering matrix  $T$  should be diagonal, i.e.,  $T_3 = T_4 = 0$ . In TI cylinders, however,  $T$  is not diagonal in general since  $b_{n,\text{TE}}$  may not be zero owing to the TME effect.

In the Rayleigh scattering limit, it can be shown that the scattering matrix elements  $T_i$  can be simplified to the following forms

$$T_1 = -i\pi x^2 \left[ \frac{m^2 - 1 + \bar{\alpha}^2}{4} - \frac{\bar{\alpha}^2 \cos \phi}{2(2m^2 + 2 + \bar{\alpha}^2)} \right], \quad (3a)$$

$$T_2 = -i\pi x^2 \frac{(2m^2 - 2 + \bar{\alpha}^2) \cos \phi}{2(2m^2 + 2 + \bar{\alpha}^2)}, \quad (3b)$$

$$T_3 = T_4 = i\pi x^2 \left( \frac{\bar{\alpha}}{4} - \frac{\bar{\alpha} \cos \phi}{2m^2 + 2 + \bar{\alpha}^2} \right). \quad (3c)$$

Obviously, the scattering matrix elements  $T_i$  depends not only on the scattering angle  $\phi$  but also on the axion angle. In Fig. 3, the scattering matrix elements as a function of  $\phi$  are shown. The element  $|T_2|$  depends strongly on  $\phi$  showing a linear relation with  $\cos \phi$  in Rayleigh scattering. As a result,  $|T_2|$  has two maxima at  $\phi = 0$  and  $\pi$ , corresponding to the forward and backward scattering, respectively. It vanishes at  $\phi = \pi/2$ . By analyzing the origin, the element has a dominant contribution from  $a_{1,\text{TE}}$ , namely, the electric dipole. In contrast, the element  $|T_4|$ , which is linearly proportional to  $\bar{\alpha}$  in Rayleigh scattering, shows a rather weak dependence on  $\phi$  since there are two contributions from  $b_{0,\text{TE}}$  and  $b_{1,\text{TE}}$ , associated with the magnetic monopole and dipole, respectively.

From the amplitude scattering matrix, information on scattering properties can be inferred. For instance, for a TE incident wave the scattered waves in general are still dominantly TE-polarized for the scattering angle away from  $\phi = \pi/2$ , although there is a very small rotation of the polarization due to the TME effect. This is because  $|T_4|$  is much smaller than  $|T_2|$  except for  $\phi$  in the vicinity of  $\pi/2$ . Around  $\phi = \pi/2$ , the polarization of the scattered waves undergoes a drastic change, and the scattered wave becomes purely TM-polarized at  $\phi = \pi/2$ . This is a strong manifestation of the TME effect. For a TM incident wave, however, the scattered wave is always dominantly TM-polarized even at  $\phi = \pi/2$ . This is why in this study we focus on TE rather than TM incident waves. From the scattering matrix, the measure of the TME effect is associated with the ratio  $|T_4/T_2|$  ( $|T_3/T_1|$ ) for TE (TM) incident waves. Note that  $|T_1|$  is much larger than both  $|T_2|$  and  $|T_3|$  for any  $\phi$ .

Thus, the ratio  $|T_3/T_1|$ , basically a manifestation of the TME effect, is more than an order of magnitude smaller than  $|T_4/T_2|$  which is related to TE incident waves.

## DETERMINATION OF THE TME EFFECT

To explore a quantitative determination of the TME effect, we can conduct Rayleigh scattering experiments with TE incident waves as schematically shown in Fig. 1. In the far field, both electric-field components of scattered waves  $|E_{s||}|$  and  $|E_{s\perp}|$  are measurable quantities and we can thus define a measurable quantity  $R(\phi) = |E_{s||}/E_{s\perp}|$ . For TE incident waves in the Rayleigh scattering limit,  $R(\phi) = |T_4/T_2| = \bar{\alpha}[d - (d-1)\cos\phi]/(2|\cos\phi|)$ , where  $d = (2m^2 + 2 + \bar{\alpha}^2)/(2m^2 - 2 + \bar{\alpha}^2)$  is weakly dependent on  $\bar{\alpha}$  since  $\bar{\alpha} \ll m$  and is basically a bulk parameter. By neglecting the  $\bar{\alpha}^2$  terms in  $d$ , we can obtain

$$\bar{\alpha} \simeq \frac{2R(\phi)(m^2 - 1)|\cos\phi|}{m^2 + 1 - 2\cos\phi}. \quad (4)$$

This offers a simply way to determine  $\bar{\alpha}$  if  $R(\phi)$  is measured at a certain scattering angle  $\phi$  and the material parameter  $m$  is known. Note that  $\bar{\alpha}$  cannot be determined at  $\phi = \pi/2$  from Eq. (4) since  $T_2=0$ . Thus, a scattering angle  $\phi \neq \pi/2$  should be chosen if using Eq. (4). From Eq. (2) and  $T_4$ , however,  $\bar{\alpha}$  can still be determined at  $\phi = \pi/2$  as

$$\bar{\alpha} = \frac{2}{x^2} \sqrt{\frac{2k\rho}{\pi}} \left| \frac{E_{s||}}{E_{i\perp}} \right|, \quad (5)$$

provided that  $|E_{s||}/E_{i\perp}|$  is measured, and the radius of the TI cylinder, the wavelength of the TE incident waves, and the distance between the TI cylinder and the detector are known.

Obviously, the one-angle measurement of  $\bar{\alpha}$  based on either Eq. (4) or (5) is dependent on material parameters such as  $m$  or  $x$ . To achieve a determination that is independent of material parameters, we can do the measurement twice at two different scattering angles  $\phi_1$  and  $\phi_2$ . With the two observables  $R(\phi_1)$  and  $R(\phi_2)$  and eliminating the material-dependent quantity  $d$ ,  $\bar{\alpha}$  can be expressed as

$$\bar{\alpha} = \frac{2}{1 - \kappa} [R(\phi_1)\text{sgn}(\cos\phi_1) - \kappa R(\phi_2)\text{sgn}(\cos\phi_2)], \quad (6)$$

where  $\kappa = \cos\phi_2(1 - \cos\phi_1)/[\cos\phi_1(1 - \cos\phi_2)]$  is a parameter depending only on the scattering angles. The to-be-measured  $\bar{\alpha}$  is now only a function of  $\phi_{1,2}$  and  $R(\phi_{1,2})$ . As in the one-angle measurement based on Eq. (4), the scattering angle of  $\pi/2$  should be avoided.

Equations (4)-(6) are the most important results in this study. Although the one-angle measurement based on Eq. (4) or (5) is simple, it is, however, dependent on material parameters since we have to know the material parameter  $m$  at the frequency of the incident waves or the radius of the TI cylinder. In contrast, the two-angle measurement based on Eq. (6) is material-independent. It needs only the measured quantity  $R(\phi)$  at two scattering angles. Importantly, this two-angle measurement can still work even for TIs with bulk free carriers. This is very meaningful since the present TI materials are still non-insulating in the bulk.

From  $\overline{\alpha}$ , the axion angle  $\theta$  could be directly inferred, from which the half-quantized Hall conductance of the surface of the TI cylinder can be obtained. From the obtained  $\overline{\alpha}$ , it also offers a way to measure the fine structure constant  $\alpha$  since the axion angle is quantized. Practically, such Rayleigh scattering experiments can be conducted in the microwave regime. The radius of TI cylinders should be of the order of micrometers or tens of micrometers which well satisfies the Rayleigh-scattering-limit condition. To reduce the influence of incident waves, scattering angles around  $\pi/2$  are suggested.

## CONCLUSION

In summary, we study Rayleigh scattering of EM waves by circular TI cylinders based on a multipole expansion theory. Based on the unconventional scattering features, two proposals are suggested to measure the quantized TME effect. The two-angle has a promising feature of material-independence. Our proposal offers a way to determine the axion angle or a method to measure the fine structure constant.

## ACKNOWLEDGEMENTS

We acknowledge helpful discussions with S.-Q. Shen. This work is supported by the 973 Program (Grant Nos. 2013CB632701 and 2011CB922004). The research of H.D.Z., X.H.L. and J.Z. is further supported by the National Natural Science Foundation of China.



## Appendix A: Multipole expansion and Rayleigh scattering

For EM waves incident perpendicularly to an infinite circular cylinder, the scattering can be treated analytically by the standard multipole expansion theory [1, 2]. Under the framework of the theory, in the cylindrical coordinate system all associated waves can be expanded by the following vector cylindrical harmonics

$$\mathbf{M}_n^{(I)}(k\rho) = \left[ \hat{\mathbf{e}}_\rho \frac{in}{\rho} Z_n^{(I)}(k\rho) - \hat{\mathbf{e}}_\varphi k Z_n^{(I)'}(k\rho) \right] e^{in\varphi}, \quad (\text{A.1a})$$

$$\mathbf{N}_n^{(I)}(k\rho) = \hat{\mathbf{e}}_z k Z_n^{(I)}(k\rho) e^{in\varphi}, \quad (\text{A.1b})$$

where  $n$  is an integer;  $\rho$  is the radial distance and  $\varphi$  is the azimuth angle;  $k$  is the wavevector; and  $Z_n^{(I)}$  is the solution of the Bessel equation with  $I = 1$  representing the Bessel function of the first kind and  $I = 3$  the Hankel function of the first kind.

We now consider a circular cylinder of TI with radius  $r$  and optical constants  $\varepsilon$  and  $\mu$  in air, schematically shown in Fig. 1 of the Letter. It should be mentioned that in our Letter we define a scattering angle  $\phi (= \pi/2 - \varphi)$  and EM waves are incident in the  $y$  direction. The wavevector of incident waves is  $k = \omega/c$ . By using the vector cylindrical harmonics, incident and scattered electric fields in air, and the internal electric field inside the TI cylinder can be written as

$$\begin{aligned} \mathbf{E}_{\text{inc}} &= \sum_{n=-\infty}^{\infty} -E_n \left[ ie_{i\perp} \mathbf{M}_n^{(1)}(k\rho) + e_{i\parallel} \mathbf{N}_n^{(1)}(k\rho) \right], \\ \mathbf{E}_{\text{sca}} &= \sum_{n=-\infty}^{\infty} E_n \left[ ia_n \mathbf{M}_n^{(3)}(k\rho) + b_n \mathbf{N}_n^{(3)}(k\rho) \right], \\ \mathbf{E}_{\text{int}} &= \sum_{n=-\infty}^{\infty} E_n \left[ c_n \mathbf{M}_n^{(1)}(k_c\rho) + d_n \mathbf{N}_n^{(1)}(k_c\rho) \right], \end{aligned} \quad (\text{A.2a})$$

where  $a_n$  and  $b_n$  are scattering coefficients;  $k_c = \sqrt{\varepsilon\mu}\omega/c$  is the wavevector of the TI cylinder;  $E_n = E_0/k$  with  $E_0$  being the electric-field amplitude of the incident wave; and  $e_{i\perp}$  and  $e_{i\parallel}$  are the polarization-vector components of incident waves with  $e_{i\perp} = 1$  and  $e_{i\parallel} = 0$  standing for the TE polarization (with the electric field perpendicular to the cylinder) and  $e_{i\perp} = 0$  and  $e_{i\parallel} = 1$  for the TM polarization (with the electric field parallel to the cylinder).

The boundary conditions at the surface of the TI cylinder  $\rho = r$  reads

$$(\mathbf{E}_{\text{inc}} + \mathbf{E}_{\text{sca}} - \mathbf{E}_{\text{int}}) \times \hat{\mathbf{e}}_\rho = (\mathbf{H}_{\text{inc}} + \mathbf{H}_{\text{sca}} - \mathbf{H}_{\text{int}}) \times \hat{\mathbf{e}}_\rho = 0, \quad (\text{A.3a})$$

$$(\mathbf{B}_{\text{inc}} + \mathbf{B}_{\text{sca}} - \mathbf{B}_{\text{int}}) \cdot \hat{\mathbf{e}}_\rho = (\mathbf{D}_{\text{inc}} + \mathbf{D}_{\text{sca}} - \mathbf{D}_{\text{int}}) \cdot \hat{\mathbf{e}}_\rho = 0, \quad (\text{A.3b})$$

and the constitutive relations for TIs are given by [18]

$$\mathbf{D} = \varepsilon \mathbf{E} - \bar{\alpha} \mathbf{H}, \quad (\text{A.4a})$$

$$\mathbf{H} = \mathbf{B}/\mu + \bar{\alpha} \mathbf{E}. \quad (\text{A.4b})$$

Here,  $\bar{\alpha} = \alpha\theta/\pi$ , where  $\alpha$  is the fine structure constant and  $\theta = (2p+1)\pi$  with  $p$  an integer is the axion angle, a quantized angular variable to characterize the TME effect in TIs. With the above boundary conditions and the constitutive relations, the scattering coefficients can be found as

$$a_n = \frac{e_{i\perp} A_n D_n + \bar{\alpha} f_n}{A_n B_n + \bar{\alpha}^2 t_n}, \quad (\text{A.5a})$$

$$b_n = \frac{e_{i\parallel} B_n C_n + \bar{\alpha} g_n}{A_n B_n + \bar{\alpha}^2 t_n}. \quad (\text{A.5b})$$

Here,  $A_n, B_n, C_n$ , and  $D_n$  are the coefficients for conventional dielectric cylinders defined in Ref. [1], given by

$$A_n(x) = m J'_n(mx) H_n^{(1)}(x) - J_n(mx) H_n^{(1)'}(x), \quad (\text{A.6a})$$

$$B_n(x) = m J_n(mx) H_n^{(1)'}(x) - J'_n(mx) H_n^{(1)}(x), \quad (\text{A.6b})$$

$$C_n(x) = m J'_n(mx) J_n(x) - J_n(mx) J'_n(x), \quad (\text{A.6c})$$

$$D_n(x) = m J_n(mx) J'_n(x) - J'_n(mx) J_n(x), \quad (\text{A.6d})$$

where  $x = kr$  is the size parameter and  $m = \sqrt{\varepsilon\mu}$ . The coefficients  $f_n, g_n$ , and  $t_n$  appear only in TI cylinders due to the TME effect, given by

$$f_n(x) = J_n(mx) J'_n(mx) \left[ -e_{i\parallel} \frac{2i}{\pi x} + \bar{\alpha} e_{i\perp} J'_n(x) H_n^{(1)}(x) \right], \quad (\text{A.7a})$$

$$g_n(x) = J_n(mx) J'_n(mx) \left[ -e_{i\perp} \frac{2i}{\pi x} + \bar{\alpha} e_{i\parallel} J_n(x) H_n^{(1)'}(x) \right], \quad (\text{A.7b})$$

$$t_n(x) = J_n(mx) J'_n(mx) H_n^{(1)}(x) H_n^{(1)'}(x). \quad (\text{A.7c})$$

The physical meaning of the scattering coefficients  $a_n$  and  $b_n$  lies in the fact that they are associated with the electric and magnetic multipoles of order  $n$ , respectively. It can be verified that  $a_n = a_{-n}$  and  $b_n = b_{-n}$ , similar to those in conventional dielectric cylinders

[1, 2]. For conventional dielectric cylinders ( $\theta = 0$  or  $\bar{\alpha} = 0$ ), the scattering coefficients  $a_n$  and  $b_n$  are reduced to be the ones given in Ref. [1, 2] as expected. Note that for incident EM waves there are two independent polarizations: TE and TM. As a result, there exist two sets of scattering coefficients, namely,  $\{a_{n,\text{TE}}, b_{n,\text{TE}}\}$  and  $\{a_{n,\text{TM}}, b_{n,\text{TM}}\}$ .

In the Rayleigh limit, i.e.,  $x \ll 1$  and  $mx \ll 1$ , the scattering coefficients can be expanded by Taylor series. If only the terms up to the order of  $x^2$  are kept, for TE polarization  $a_n$  and  $b_n$  can be approximated as

$$a_{0,\text{TE}} = 0 + O(x^4), \quad (\text{A.8a})$$

$$a_{1,\text{TE}} = -\frac{i\pi(2m^2 - 2 + \bar{\alpha}^2)}{4(2m^2 + 2 + \bar{\alpha}^2)}x^2 + O(x^4), \quad (\text{A.8b})$$

$$b_{0,\text{TE}} = \frac{i\pi\bar{\alpha}}{4}x^2 + O(x^4), \quad (\text{A.8c})$$

$$b_{1,\text{TE}} = -\frac{i\pi\bar{\alpha}}{2(2m^2 + 2 + \bar{\alpha}^2)}x^2 + O(x^4). \quad (\text{A.8d})$$

Obviously, in the Rayleigh limit only the electric dipole, and magnetic monopole and dipole involve in the scattering for TE incident waves. The electric monopole cannot be excited. In conventional dielectric cylinders, however, only the electric dipole plays a role in scattering.

For TM incident EM waves, the scattering coefficients can be approximated in the Rayleigh limit as

$$a_{0,\text{TM}} = b_{0,\text{TE}}, \quad (\text{A.9a})$$

$$a_{1,\text{TM}} = b_{1,\text{TE}}, \quad (\text{A.9b})$$

$$b_{0,\text{TM}} = -\frac{i\pi}{4}(m^2 - 1 + \bar{\alpha}^2)x^2 + O(x^4), \quad (\text{A.9c})$$

$$b_{1,\text{TM}} = \frac{i\pi\bar{\alpha}^2}{4(2m^2 + 2 + \bar{\alpha}^2)}x^2 + O(x^4). \quad (\text{A.9d})$$

In addition to the electric dipole, and magnetic monopole and dipole, the electric monopole can be excited for TM incident waves.

## Appendix B: Evaluation of the size effect

To estimate the accuracy of the optical measurement of the fine structure constant  $\alpha$ , we introduce a deviation function

$$\Delta\alpha = \alpha(x, \varepsilon) - \alpha, \quad (\text{B.1})$$

where  $\alpha(x, \varepsilon)$  is no longer a constant but is a function, for example, defined by Eq. (6) in the two-angle measurement in the Letter. In Eq. (6), the quantity  $R(\phi) = |E_{s\parallel}/E_{s\perp}|$  is calculated by the rigorous Mie theory without taking the Rayleigh limit. In Fig. 4(a), two scattering angles  $\phi_{1,2} = 90^\circ \pm 9^\circ$  are chosen, and the deviation,  $|\Delta\alpha/\alpha|$  as a function of the size parameter  $x$  with  $\varepsilon=30$  fixed is shown. Obviously,  $|\Delta\alpha/\alpha|$  is in the order of  $10^{-4}$  for  $x < 0.01$ . Figure 4(b) shows  $|\Delta\alpha/\alpha|$  as a function of the dielectric constant with  $x = 0.01$ , which is always in the order of  $10^{-4}$  as  $\varepsilon$  varies from 20 to 80.

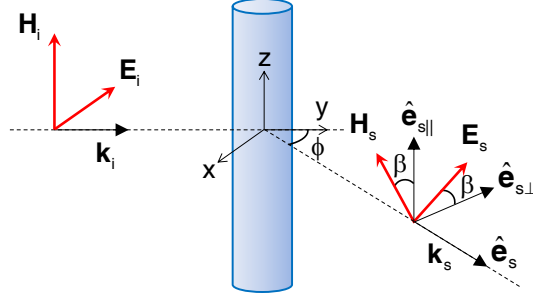


FIG. 1. (color online). Schematic view of a circular TI cylinder placed along the  $z$  axis. The subscripts  $i$  and  $s$  denote incident and scattered waves, respectively. TE waves with a wave vector  $\mathbf{k}_i = k\hat{\mathbf{y}}$  are incident perpendicularly to the TI cylinder, where  $k = \sqrt{\varepsilon_b\mu_b}\omega/c$ . Another coordinate system is introduced to describe scattered waves in the far field with the orthonormal basis vectors:  $\hat{\mathbf{e}}_s = \mathbf{k}_s/k$  ( $\mathbf{k}_s$  is the wave vector along the wave normal of scattered waves and lies in the  $x$ - $y$  plane),  $\hat{\mathbf{e}}_{s\perp}$  which lies in the  $x$ - $y$  plane but perpendicular to both  $\hat{\mathbf{e}}_s$  and  $\hat{\mathbf{e}}_{s\parallel}$ , and  $\hat{\mathbf{e}}_{s\parallel} = \hat{\mathbf{z}}$ . Note that  $\mathbf{k}_s$  makes a scattering angle  $\phi$  with the  $y$  axis. Both the electric and magnetic fields of scattered waves lie in the  $\hat{\mathbf{e}}_{s\perp}$ - $\hat{\mathbf{e}}_{s\parallel}$  plane but may rotate by the same angle  $\beta$  due to the TME effect.

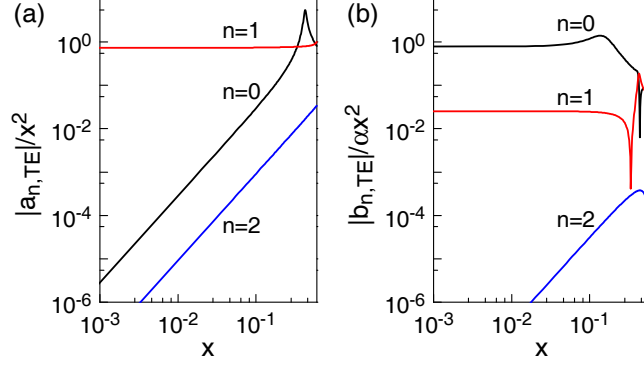


FIG. 2. (color online). Scattering coefficients of TE incident waves for a TI cylinder in air ( $\varepsilon_b = \mu_b = 1$ ) with  $\varepsilon = 30$  and  $\mu = 1$ . The axion angle  $\theta = \pi$  is taken for the TI. Note that in (a)  $|a_{n,TE}|$  is normalized by  $x^2$  and in (b)  $|b_{n,TE}|$  is normalized by  $\alpha x^2$ .

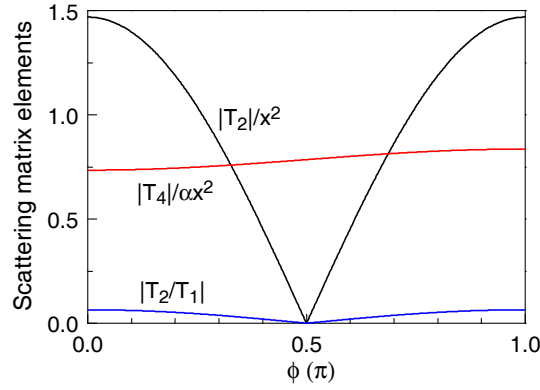


FIG. 3. (color online). Scattering matrix elements in the Rayleigh scattering limit as a function of the scattering angle  $\phi$  for a TI cylinder in air ( $\varepsilon_b = \mu_b = 1$ ) with  $\varepsilon = 30$  and  $\mu = 1$ . The axion angle is taken to be  $\theta = \pi$ . Note that  $|T_2|$  is normalized by  $x^2$  and  $|T_4|$  is normalized by  $\alpha x^2$ .

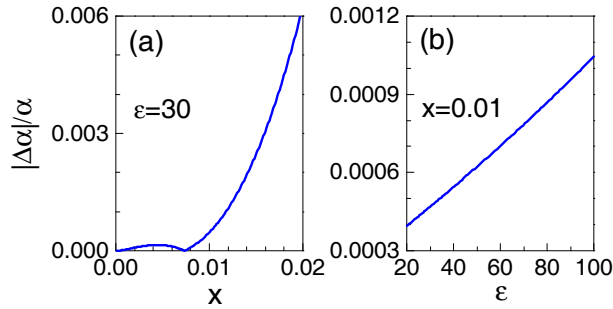


FIG. 4. (a)  $|\Delta\alpha|/\alpha$  as a function of  $x$  for a TI cylinder with  $\varepsilon = 30$  and  $\theta = \pi$ . (b)  $|\Delta\alpha|/\alpha$  as a function of the dielectric constant  $\varepsilon$  of a TI cylinder with  $x = 0.01$  and  $\theta = \pi$ .

---

\* Present address: Bartol Research Institute, University of Delaware, Newark, Delaware 19716, USA

† dzhan@cqu.edu.cn

‡ jzi@fudan.edu.cn

- [1] C. F. Bohren and D. R. Huffman, *Absorption and Scattering of Light by Small Particles* (John Wiley & Sons, New York, 1983).
- [2] L. Tsang, J. A. Kong, and K.-H. Ding, *Scattering of Electromagnetic Waves: Theories and Applications* (John Wiley & Sons, New York, 2000).
- [3] J. B. Pendry, D. Schurig, and D. R. Smith, Science **312**, 1780 (2006); D. Schurig *et al.*, Science **314**, 977 (2006).
- [4] Y. Lai *et al.*, Phys. Rev. Lett. **102**, 253902 (2009).
- [5] Z. Ruan, and S. Fan, Phys. Rev. Lett. **105**, 013901 (2010).
- [6] M. Kerker, D.-S. Wang, and C. L. Giles, J. Opt. Soc. Am. **73**, 765(1983); R. V. Mehta, R. Patel, R. Desai, R. V. Upadhyay, and K. Parekh, Phys. Rev. Lett. **96**, 127402 (2006).
- [7] S. Thongrattanasiri, F. H. L. Koppens, and F. J. Garcia de Abajo, Phys. Rev. Lett. **108**, 047401 (2012).
- [8] M. Z. Hasan and C. L. Kane, Rev. Mod. Phys. **82**, 3045 (2010).
- [9] X. L. Qi and S. C. Zhang, Rev. Mod. Phys. **83**, 1057 (2011).
- [10] S.-Q. Shen, *Topological Insulators: Dirac Equation in Condensed Matters* (Springer, Heidelberg, 2013).
- [11] B. A. Bernevig, T. L. Hughes, and S. C. Zhang, Science **314**, 1757 (2006); I. Knez, R. R. Du, and G. Sullivan, Phys. Rev. Lett. **107**, 136603 (2011).
- [12] L. Fu and C. L. Kane, Phys. Rev. B **76**, 045302(2007); D. Hsieh *et al.*, Nature (London) **452**, 970(2008); H. Zhang *et al.*, Nature Phys. **5**, 438(2009).
- [13] X. L. Qi *et al.*, Science **323**, 1184 (2009).
- [14] W.-K. Tse and A. H. MacDonald, Phys. Rev. Lett. **105**, 057401 (2010).
- [15] J. Maciejko, X. L. Qi, H. D. Drew, and S. C. Zhang, Phys. Rev. Lett. **105**, 166803 (2010).
- [16] S. Raghu, S. B. Chung, X. L. Qi, and S. C. Zhang, Phys. Rev. Lett. **104**, 116401 (2010).
- [17] A. G. Grushin and A. Cortijo, Phys. Rev. Lett. **106**, 020403 (2011).

- [18] X. L. Qi, T. L. Hughes, and S. C. Zhang, Phys. Rev. B **78**, 195424 (2008).
- [19] C. F. Bohren, J. Colloid Interface Sci. **78**, 105 (1978); M. Fiebig, J. Phys. D: Appl. Phys. **38** R123 (2005); Z. Wang, *et al.*, Nature **461**, 772 (2009).
- [20] F. Wilczek, Phys. Rev. Lett. **58**, 1799 (1987).
- [21] A. M. Essin, J. E. Moore, and D. Vanderbilt, Phys. Rev. Lett. **102**, 146805 (2009).
- [22] P. Wei *et al.*, Phys. Rev. Lett. **110**, 186807 (2013).