

# Effective $S = 1/2$ description of the $S = 1$ chain with strong easy plane anisotropy

C. Psaroudaki<sup>1,2</sup>, J. Herbrych<sup>3,4</sup>, J. Karadamoglou<sup>1</sup>, P. Prelovšek<sup>4,5</sup>, X. Zotos<sup>1,2,3,6</sup>, and N. Papanicolaou<sup>1,6</sup>

<sup>1</sup>*Department of Physics, University of Crete, 71003 Heraklion, Greece*

<sup>2</sup>*Foundation for Research and Technology - Hellas, 71110 Heraklion, Greece*

<sup>3</sup>*Cretan Center for Quantum Complexity and Nanotechnology, University of Crete, Heraklion 71003, Greece*

<sup>4</sup>*J. Stefan Institute, SI-1000 Ljubljana, Slovenia*

<sup>5</sup>*Faculty of Mathematics and Physics, University of Ljubljana, SI-1000 Ljubljana, Slovenia and*

<sup>6</sup>*Institute of Plasma Physics, University of Crete, 71003 Heraklion, Greece*

(Dated: March 1, 2022)

We present a study of the one-dimensional  $S = 1$  antiferromagnetic spin chain with large easy plane anisotropy, with special emphasis on field-induced quantum phase transitions. Temperature and magnetic field dependence of magnetization, specific heat, and thermal conductivity is presented using a combination of numerical methods. In addition, the original  $S = 1$  model is mapped into the low-energy effective  $S = 1/2$  XXZ Heisenberg chain, a model which is exactly solvable using the Bethe ansatz technique. The effectiveness of the mapping is explored, and we show that all considered quantities are in qualitative, and in some cases quantitative, agreement. The thermal conductivity of the considered  $S = 1$  model is found to be strongly influenced by the underlying effective description. Furthermore, we elucidate the low-lying electron spin resonance spectrum, based on a semi-analytical Bethe ansatz calculation of the effective  $S = 1/2$  model.

PACS numbers: 75.10.Jm, 75.40.-s, 75.40.Gb, 76.30.-v, 05.60.Gg

## I. INTRODUCTION

One of the most fascinating features of a  $S = 1$  Heisenberg antiferromagnetic (AFM) chain is the occurrence of an excitation gap first suggested by Haldane [1]. In the presence of easy plane anisotropy  $D$  and a magnetic field  $H$  along the hard axis, the  $S = 1$  chain is described by the Hamiltonian:

$$\mathcal{H} = \sum_n [J \mathbf{S}_n \cdot \mathbf{S}_{n+1} + D(S_n^z)^2 + H S_n^z], \quad (1)$$

where  $\mathbf{S}_n = (S_n^x, S_n^y, S_n^z)$ . The physical properties of the system strongly depend on the strength of anisotropy  $D$ . For  $D = 0$ , the ground state is a singlet and the lowest excitation is a degenerate massive triplet with  $S = 1$ . For positive  $D$  the triplet splits into an  $S^z = 0$  state and a degenerate  $S^z = \pm 1$  doublet with lower energy. When  $D$  is increased, the Haldane gap is diminished until it vanishes [2] at some critical  $D_c = 0.968J$ . At this point a transition occurs, so when  $D$  is further increased we observe the rise of a gap of different nature [3].

We focus on the large- $D$  limit, where the anisotropy  $D$  is much larger than the exchange coupling  $J$ . For zero magnetic field this phase is characterized by a nondegenerate ground state that is the direct product of states with  $S^z = 0$ , because, due to the large anisotropy, all spins are forced to lie in the  $XY$  plane. The lowest excited states can be constructed by reducing or increasing the azimuthal spin by one unit at a site, so that the total spin in the  $z$  direction is  $S^z = \pm 1$ , with a gap  $\Delta_0 \sim D$ . The energy momentum dispersion of these degenerate states has been calculated through a systematic  $1/D$  expansion carried to third order [3]. Several more terms beyond the third order have become available [4].

The application of magnetic field along the  $z$  direction induces a zero-temperature quantum phase transition at a critical field  $H_1$ , above which magnetization develops in the

ground state and the spectrum of magnetic excitations becomes gapless. At this point level crossing occurs and the azimuthal spin of the ground state is no longer zero but increases with increasing field. The value of  $H_1$  is defined by the gap  $\Delta_0$ ,  $H_1 = \Delta_0$ , for which a third-order approximation is given by [5]

$$H_1 = D - 2J + \frac{J^2}{D} + \frac{J^3}{2D^2}. \quad (2)$$

A second transition occurs at a critical field  $H_2$ , above which the ground state is fully polarized and the gapped excitation spectrum of a magnon can be calculated exactly. The value of  $H_2$  is defined by the lowest gap of the magnon dispersion:

$$H_2 = D + 4J. \quad (3)$$

A physical realization of an  $S = 1$  chain in the large- $D$  limit is the organic compound  $\text{NiCl}_2\text{-SC(NH}_2)_2$ , abbreviated as DTN, a system of weakly interacting chains. The field-induced quantum phase transitions (QPT) described above, as well as the thermodynamic and transport properties of DTN, have attracted considerable experimental and theoretical attention [6,7]. Actually, DTN is considered to be the quasi-one-dimensional limit of a three-dimensional (3D) system, where the exchange couplings perpendicular to the chain  $J_\perp$  are finite but much smaller than  $J$ ,  $J_\perp/J \simeq 0.18$ . The intermediate phase in DTN has been experimentally identified as a 3D  $XY$  AFM ordered phase that can be regarded as a Bose-Einstein condensate (BEC) of magnons below some critical temperature  $T_N$  [8]. The 3D ordering is a result of the presence of  $J_\perp$ , which becomes significant whenever the energy gap is smaller than  $J_\perp$ . The  $S = 1$  system can be mapped into a gas of semi hard core bosons, where the  $S^z = -1, 0$ , and  $1$  states are mapped into a state with zero, one, and two bosons

per site. Nevertheless, it is well known that for the one-dimensional (1D) AFM, quantum fluctuations are strongest and only quasi-long-range phase coherence occurs, which is turned into true long range by the presence of weak 3D couplings.

In this paper we will concentrate on the 1D model (1) where quantum effects become much more important. We can gain a better insight into the problem if we consider the following mapping: when  $H \rightarrow H_1$ , the state with total  $S^z = -1$  approaches the ground state due to the Zeeman energy. The idea is to project the original Hamiltonian into this low-energy subspace using a new  $S = 1/2$  representation. A mapping based on similar considerations is possible for  $H \rightarrow H_2$ , using the single magnon state and the ferromagnetic (FM) ground state. A similar analysis has been carried out for  $S = 1/2$  ladders in a magnetic field [9], but for reasons of completeness we give more details about the mapping in Appendix A.

The original  $S = 1$  Hamiltonian reduces to that of the  $S = 1/2$  XXZ Heisenberg AFM chain in the presence of the magnetic field:

$$\tilde{H} = \sum_n \left[ 2J \left( \tilde{S}_n^x \tilde{S}_{n+1}^x + \tilde{S}_n^y \tilde{S}_{n+1}^y + \Delta \tilde{S}_n^z \tilde{S}_{n+1}^z \right) + \tilde{H} \tilde{S}_n^z \right], \quad (4)$$

where  $\Delta = 1/2$  and  $\tilde{H} = -J - D + H$ . Ferromagnetic order in the ground state is established when the magnetic field exceeds the critical value  $\tilde{H}_c = 2J(\Delta + 1)$ . The whole phase can be described by the effective Hamiltonian (4), where

1. the gapped phase of model (1) for  $H < H_1$  corresponds to the negatively FM ordered state of model (4) for  $\tilde{H} < -\tilde{H}_c$ ,
2. the gapless phase of (1) for  $H_1 < H < H_2$  corresponds to gapless phase of model (4) for  $-\tilde{H}_c < \tilde{H} < \tilde{H}_c$ ,
3. and the FM state of model (1) for  $H > H_2$  corresponds to the positively FM ordered state of model (4) for  $\tilde{H} > \tilde{H}_c$ .

The obvious advantage of this mapping is that the  $S = 1/2$  XXZ chain is exactly solvable. The Bethe ansatz technique gives explicit analytic expressions for its eigenfunction and eigenvalues, and the thermodynamics can be calculated through a set of nonlinear integral equations. Also, the complete integrability of the  $S = 1/2$  XXZ quantum spin chain has some interesting implications on the thermal transport properties of the original  $S = 1$  chain.

Here we explore the effectiveness of this mapping. A first direct test can be given if we compare the critical fields obtained by the two models. For the first critical field, model (4) predicts  $H_1 = D - 2J$ , which coincides with Eq. (2) only at first order in terms of  $J/D$ , whereas both models predict the same value for the second critical field given by Eq. (3). This is an indication that the mapping should be more accurate close to  $H_2$  rather than  $H_1$ . Throughout this paper we adopt a certain choice of parameter  $D/J = 4$  in our numerical calculations in order to be consistent with earlier work on electron spin resonance (ESR) theoretical analysis [10] of model (1) and to obtain semiquantitative agreement with experimental data on DTN [11,12]. Under this choice, the critical fields are

$H_1/J = 2.28$  and  $H_2/J = 8$  for model (1), and 2 and 8 for model (4), respectively.

The paper is organized as follows: In Sec. II we present a detailed calculation of the magnetization and the specific heat for both the  $S = 1$  model (1) and the effective  $S = 1/2$  model (4), using a variety of numerical techniques. In Sec. III we address the calculation of dynamic correlation functions pertinent to the study of thermal transport in both models. Finally, in Sec. IV we take advantage of the effective  $S = 1/2$  model in order to elucidate the field dependence of ESR in the intermediate phase  $H_1 < H < H_2$  and thus complete recent theoretical analyses [10] carried out within the  $S = 1$  model. Our main conclusions are summarized in Sec. V, while some theoretical issues are relegated to two brief Appendices.

## II. THERMODYNAMICS

This section is devoted to the calculation of the thermodynamic quantities, such as magnetization and the specific heat. It is important that this calculation be done for the original Hamiltonian directly in some numerical ways in order to test the validity of the approximations used while performing the mapping.

For this reason an algorithm based on the application of the renormalization group to transfer matrices (TMRG) is employed, where the  $S = 1$  quantum chain is mapped onto a two-dimensional classical system by a Trotter-Suzuki decomposition of the partition function [13]. The main advantage of this method is that the thermodynamic limit can be performed exactly and results can be obtained with satisfactory accuracy. Moreover, a second numerical calculation is carried out on the basis of the finite-temperature Lanczos method (FTLM) [14]. Although the TMRG results of thermodynamic quantities are considered to be more accurate, the FTLM applies also to the calculation of dynamic correlations such as those presented in Sec. III for the discussion of thermal transport.

According to thermodynamic Bethe ansatz (TBA), a system of nonlinear integral equations provides all the required information for the calculation of the free energy of model (4) in the thermodynamic limit [15]. The particular value of the anisotropy parameter  $\Delta = 1/2$  is especially convenient because the calculation of thermodynamic quantities requires a solution of only two nonlinear integral equations. More details are discussed in Appendix B.

### A. Magnetization

In this subsection, we calculate the magnetization curve as a function of temperature and applied magnetic field. In a gapped spin system in the presence of external magnetic field, the Zeeman term is responsible for the closure of the gap and spontaneous magnetization is developed in the ground state. The behavior of the magnetization curve near a critical field  $H_{cr}$  is nontrivial and depends on the model and its dimensionality. In most cases where second-order transitions occur, the

magnetization  $M$  near  $H_{\text{cr}}$  behaves like

$$M \sim (H - H_{\text{cr}})^{1/\delta}. \quad (5)$$

Models with the same critical exponent  $\delta$  are said to belong to the same universality class independently of the microscopic details of the system. In general, the universality class of the model is hard to derive prior to a direct calculation of magnetization. For the  $S = 1$  Haldane chain, the critical exponent was found equal to  $\delta = 2$ , a result based on an equivalent continuum limit of quantum chains and a mapping of the effective low-energy Lagrangian to a Bose fluid with  $\delta$  repulsion [16]. Nevertheless, a similar low-energy quantum field theory is not available for the large- $D$   $S = 1$  chain and hence an independent calculation of the magnetization curve is needed. Among the models that have the same critical exponent  $\delta = 2$  are the  $S = 1/2$  ladders [17] and the  $S = 1/2$  bond-alternating chain [18].

The zero temperature magnetization of the  $S = 1/2$  XXZ model is based on a Bethe ansatz solution of the Hamiltonian. More specifically, C. N. Yang and C. P. Yang [19] studied the ground state energy as a function of  $\Delta$  and magnetization, and among the various results, they proved that  $\tilde{M}$  close to  $\tilde{H}_c$  behaves as follows

$$\begin{aligned} \tilde{M} &= \frac{1}{2} - \frac{1}{\pi} \sqrt{\tilde{H}_c - \tilde{H}} \quad \text{for } \tilde{H} < \tilde{H}_c, \\ \tilde{M} &= -\frac{1}{2} + \frac{1}{\pi} \sqrt{\tilde{H} - \tilde{H}_c} \quad \text{for } \tilde{H} > \tilde{H}_c. \end{aligned} \quad (6)$$

Note that the dependence of  $\tilde{M}$  on the anisotropy constant  $\Delta$  enters only through the critical field  $\tilde{H}_c = 2J(1 + \Delta)$  and thus does not affect the value of the critical exponent  $\delta = 2$ . However, finite temperature will cause a smoothing in the shape of the  $\tilde{M}(\tilde{H})$  curve close to  $\tilde{H}_c$ .

In Fig. 1 we depict the magnetic field dependence of magnetization  $M$  for a  $S = 1$  large- $D$  chain, superimposed with the magnetization  $\tilde{M} + 1/2$  for the  $S = 1/2$  XXZ chain for (a)  $T/J = 0.02$  and (b)  $T/J = 0.2$ . Among the facts that become apparent are the following: (i) Temperature  $T/J = 0.02$  is considered to be low enough that the anticipated square-root behavior is evident for both models. The critical exponent is extracted and is found to be  $\delta \simeq 2$  close to  $H_1$ , as well as close to  $H_2$ . This foreseen result renders model (1) in the same universality class as the Haldane or  $S = 1/2$  XXZ chain. (ii) As mentioned already, we expect that the mapping close to  $H_2$  is more accurate than close to  $H_1$ . This expectation is verified by the magnetization curves close to  $H_2$  which are indistinguishable.

Let us now focus on the temperature dependence of magnetization for a wide range of fixed magnetic fields, as illustrated in Fig. 2. For  $H < H_1$ , magnetization vanishes exponentially toward  $T = 0$ ; for  $H > H_1$ , a minimum appears at low temperatures that persists up to  $H_m = (H_1 + H_2)/2$ , whereas maxima occur at larger magnetic fields for  $H_m < H < H_2$ . A further increase of the magnetic field will reopen the gap, and for  $H > H_2$  the  $M(T)$  curve decreases with increasing temperature and vanishes exponentially. In Fig. 2(a) we

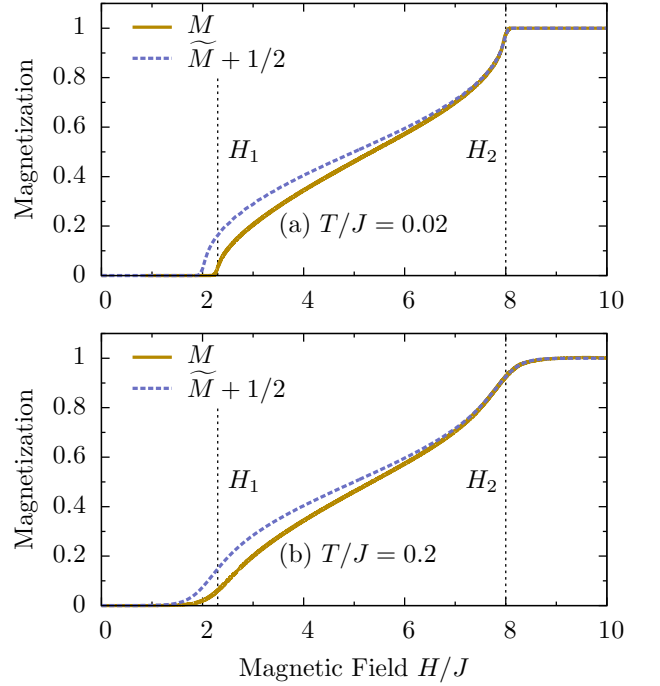


Figure 1. (Color online) The magnetic field dependence of magnetization  $M$  at fixed temperature (a)  $T/J = 0.02$  and (b)  $T/J = 0.2$ . The solid line corresponds to TMRG results obtained for the  $S = 1$  large- $D$  chain and the dashed line corresponds to TBA results obtained for the  $S = 1/2$  XXZ chain. Vertical lines indicate the location of critical fields  $H_1/J = 2.28$  and  $H_2/J = 8$ . Satisfactory agreement between the two models is achieved, particularly close to  $H_2$  where the two curves are indistinguishable.

present the above-described behavior of  $M$  and the position of the extrema  $T_c$  is indicated by dots.

The presence of minima and maxima at low temperatures is not a surprising result, since similar features were found for systems of  $S = 1/2$  ladders [20,21,22,24] and Haldane chains [25], where this nontrivial behavior was interpreted as a Luttinger liquid (LL) crossover, with  $T_c$  corresponding to the temperature below which the description of the system in terms of a LL is valid.

Here we examine this behavior in terms of the  $S = 1/2$  model, and in Fig. 2(b) we have plotted the temperature dependence of magnetization for the same values of magnetic field. For small values of temperature, magnetization behaves in a similar way, with a minimum or maximum being present for every value of magnetic field. Any deviations for higher temperature can be attributed to the missing component of the doublet. At the value  $H/J = 5$  ( $\tilde{H} = 0$ ) the extrema are expected to disappear and  $\tilde{M} = 0$  for every temperature. The position of the extrema is symmetric around  $H/J = 5$ , reflecting the symmetry around  $\tilde{H} = 0$ , where every minimum for  $\tilde{H} < 0$  corresponds to a maximum under the substitution  $\tilde{H} \rightarrow -\tilde{H}$ . As expected, this symmetry holds for the  $S = 1$  model only in the  $D/J \gg 1$  limit. This lack of symmetry is easily seen in Fig. 3, where we present the magnetic phase

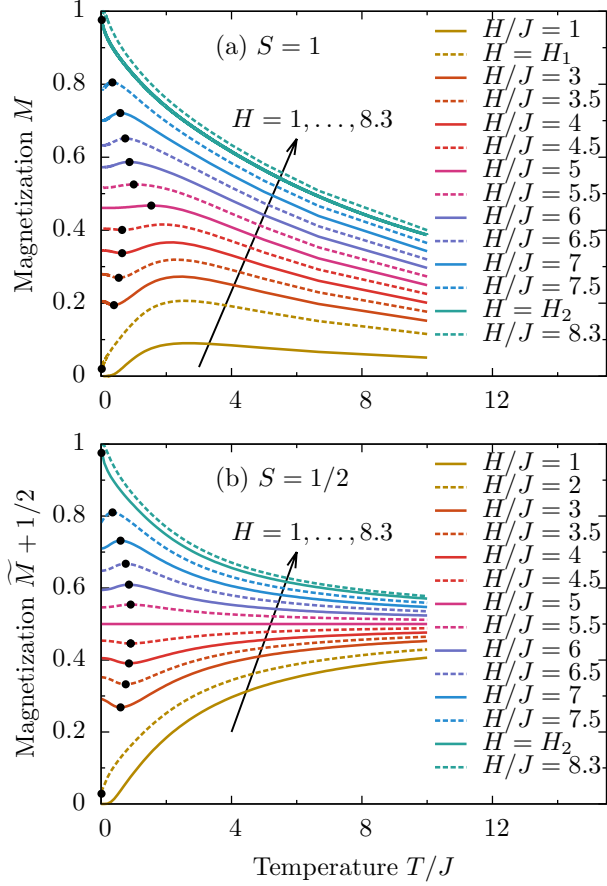


Figure 2. (Color online) The temperature dependence of magnetization for (a) the  $S = 1$  large- $D$  model and (b) the  $S = 1/2$  XXZ model, for various fields. Dots indicate the position of extrema that correspond to the Luttinger liquid crossover.  $T_c$  decreases toward  $T = 0$  as  $H$  approaches  $H_1$  or  $H_2$ .

diagram for both models with symbols marking the crossover into a low-temperature Luttinger liquid regime. Note that the discontinuity close to  $H_m$  is an artifact of the way in which we identify the LL transition [24].

The results presented in this section, namely, the low-temperature critical exponent  $\delta = 2$  and the extrema of the  $M(T)$  curve should be accessible to experimental verification. Magnetization measurements on DTN [26,27] revealed a linear dependence of  $M(H)$  at low temperatures and  $M(T)$  traces at fields close to  $H_1$  display a cusp-like dip that was attributed to the onset of 3D XY AFM order rather than a LL crossover. Exchange couplings perpendicular to the chain  $J_\perp$  play an important role in determining the dimensionality of DTN close to the QPT at  $H_1$  and  $H_2$ , where the gap closes and the system behaves as three-dimensional. The power-law behavior of the observed phase boundary [8]  $H_1(T) - H_1(0) \propto T^\alpha$  has been identified as  $\alpha = 1.47 \pm 0.10$  consistent with the 3D BEC universality class. We should emphasize that the phase diagram of Fig. 3 does not correspond to a real phase transition, but to a crossover between different regimes with an  $\alpha \simeq 1$  exponent, and should lie above the phase diagram

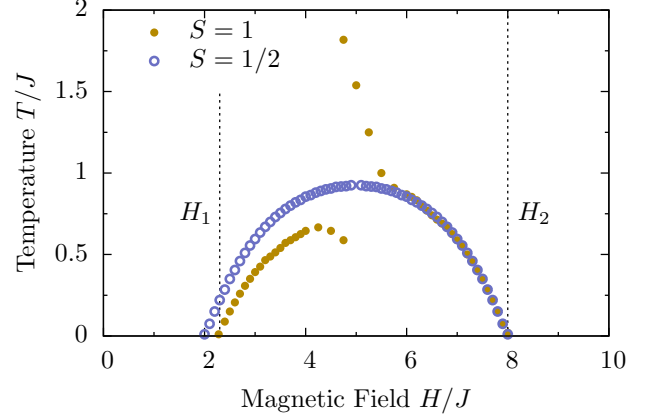


Figure 3. (Color online) Magnetic phase diagram of the  $S = 1$  chain with a strong easy-plane anisotropy (full points) and of the  $S = 1/2$  XXZ chain (open points). Symbols indicate the crossover into a finite-temperature LL regime present for both models.

of BEC or XY AFM type.

## B. Specific Heat

The magnetic field and temperature dependence of specific heat  $C_v$  is now investigated. A well established result [28] is that the specific heat of the  $S = 1/2$  XXZ model develops a characteristic double peak as a function of an applied longitudinal magnetic field at relatively low- $T$ . This characteristic behavior cannot be explained by noninteracting magnons, where a single peak should be expected with its maximum at the position of the critical field.

The numerical calculation of  $C_v$  for the  $S = 1$  large- $D$  chain reveals that the double peak is indeed present for adequately low temperatures. This is presented in Fig. 4, where  $C_v$  is plotted as a function of magnetic field at fixed temperature  $T/J = 0.1$ . The position of the double peak is around critical fields  $H_1$  and  $H_2$ . Note that the curve is symmetric around  $H_m$  for the  $S = 1/2$  XXZ chain due to the spin-inversion symmetry, whereas some asymmetry arises for the  $S = 1$  large- $D$  chain which is apparent near the lower critical field  $H_1$ .

The temperature dependence of specific heat is also studied at various magnetic fields, and the main features are depicted in Fig. 5, calculated for the original  $S = 1$  model using the TMRG algorithm. More specifically, for  $H < H_1$  specific heat decays exponentially at low temperatures due to the presence of the gap. The curve has a single peak which can be attributed to the thermal population of the  $S^z = \pm 1$  doublet excitations. An increase of  $H$  will cause a decrease of the  $C_v$  curve. As  $H \rightarrow H_1$  the gap is reduced and the line shape is changed, as we find linear dependence on  $H$  at low- $T$ . For  $H_1 < H < H_2$  an additional peak is gradually developed, below which the temperature dependence remains linear. This behavior is consistent with the LL phase where specific heat scales like  $C_v/T \propto T^{d-1}$  for excitations with relativistic dis-



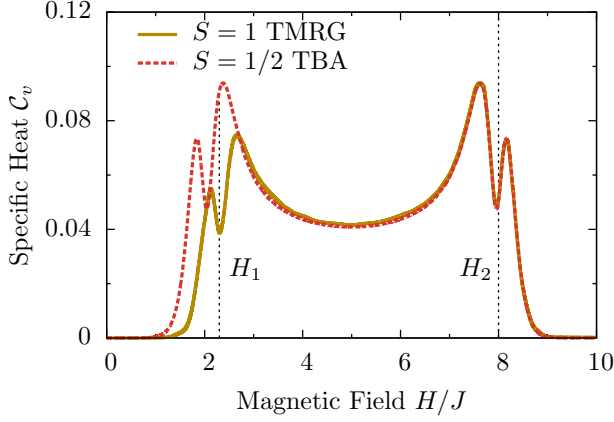


Figure 4. (Color online) The magnetic field dependence of specific heat  $C_v$  at fixed temperature  $T/J = 0.1$ . The solid line corresponds to TMRG results for the  $S = 1$  large- $D$  model and the dashed line corresponds to TBA results of the  $S = 1/2$  XXZ model.

person, where  $d$  is the dimension. Finally, for  $H > H_2$  the second peak vanishes and the reopening of the gap will again cause  $C_v$  to decay exponentially at low  $T$ .

The characteristic behavior of specific heat described in this section can be found in other models as well, for example,  $S = 1/2$  ladders. Measurements on systems of weakly coupled ladders[24] revealed qualitatively the same  $C_v(T)$  behavior, where the first peak in  $T$  was explained as a sign of deviations from the LL linear regime. Moreover, the characteristic double peak of  $C_v$  as a function of magnetic field presented in Fig. 4 has been found experimentally [22,23]. Note that the  $S = 1/2$  ladder compounds are considered to be good candidates to explore effects that occur in 1D quantum systems, with the interladder coupling being 2 orders of magnitude smaller than the intraladder couplings.

On the contrary, the specific heat data of DTN exhibit sharp peaks as a function of  $T$  and  $H$ , suggesting that DTN can partially be described as a quasi-1D system, making the inclusion of interchain couplings necessary in order to explain the experimental data. The low- $T$  dependence of specific heat data is  $T^{3/2}$  at  $H_1$ , in agreement with the expected 3D BEC [27]. In addition, the  $C_v(H)$  data exhibit sharp asymmetric peaks at the critical fields  $H_1$  and  $H_2$ , an asymmetry that was explained in terms of mass renormalization of the elementary excitations due to quantum fluctuations that exist for  $H \leq H_1$  and are absent for  $H \geq H_2$  [29]. The free magnon picture at any dimensionality is not sufficient to reproduce the double-peak shape. On the contrary, a single, rather sharp peak is predicted with a maximum at the critical fields. In Fig. 4 we notice that the asymmetry in  $C_v$  is present for the 1D case as well, with the value of  $C_v$  at the double peak around  $H_2$  being larger than the one around  $H_1$ . In terms of the effective mapping that we are discussing here, perfect symmetry is only expected in the  $D/J \gg 1$  limit.

Finally, in Fig. 6 we compare the TMRG result with FTLM calculation on the chain  $L = 16$  with periodic boundary conditions at  $T/J = 0.5$  in order to establish a reliable compar-

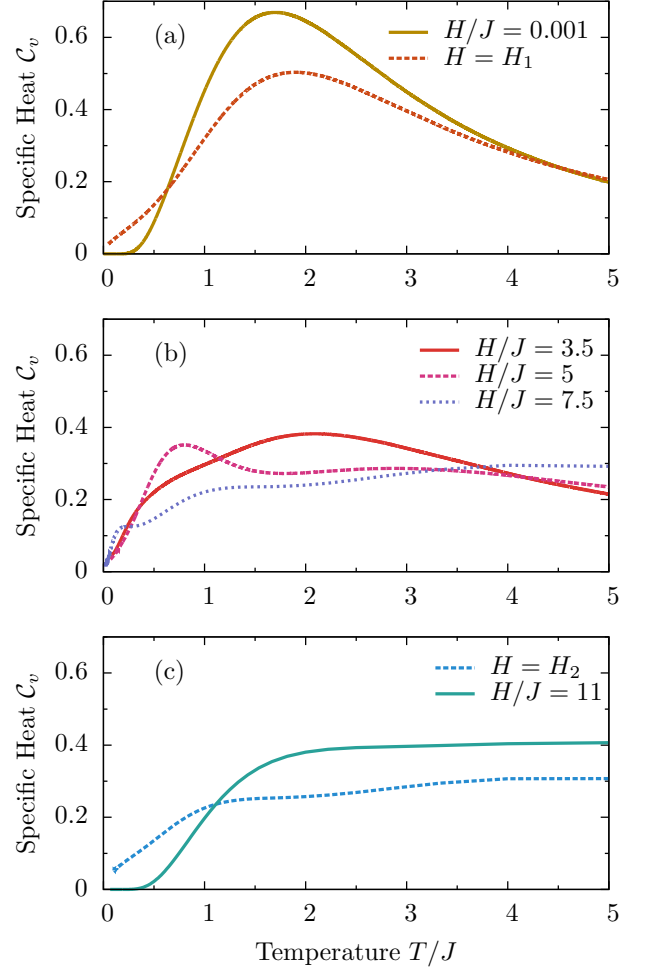


Figure 5. (Color online) The temperature dependence of specific heat for various fields, calculated for the  $S = 1$  model using TMRG.

ison between them. The two curves are in good agreement, especially in the vicinity of the two critical fields, with some deviations in the center of the intermediate phase that are due to finite-size effects of FTLM data.

### III. THERMAL TRANSPORT

In this section we turn our attention to the transport properties of the  $S = 1$  large- $D$  model (1). Within the linear response theory, the heat current  $\mathcal{J}_Q$  and the spin current  $\mathcal{J}_S$  are related to gradients of magnetic field  $\nabla H$  and temperature  $\nabla T$  by the transport coefficients  $C_{ij}$  [30]:

$$\begin{pmatrix} \mathcal{J}_Q \\ \mathcal{J}_S \end{pmatrix} = \begin{pmatrix} C_{QQ} & C_{QS} \\ C_{SQ} & C_{SS} \end{pmatrix} \begin{pmatrix} -\nabla T \\ \nabla H \end{pmatrix},$$

where  $C_{QQ} = \kappa_{QQ}$  ( $C_{SS} = \sigma_{SS}$ ) is the heat (spin) conductivity. The coefficients  $C_{ij}$  correspond to the dc limit of the real part of the appropriate current-current correlation functions (frequency-dependent conductivities),  $C_{ij} = C_{ij}(\omega \rightarrow$

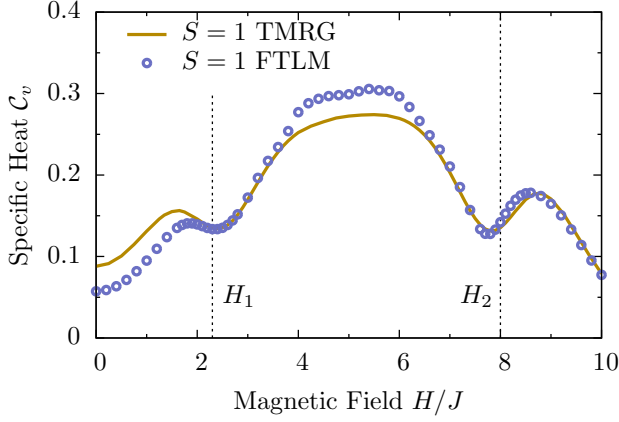


Figure 6. (Color online) The magnetic field dependence of specific heat  $C_v$  at fixed temperature  $T/J = 0.5$  as calculated with TMRG (solid line) and FTLM (points) for the  $S = 1$  model. Deviations are due to finite-size effects of FTLM data.

0). Note that under the assumption of vanishing spin current, which is relevant to certain experimental setups, the thermal conductivity  $\kappa$  is redefined as follows:

$$\kappa = \kappa_{QQ} - \beta C_{QS}^2 / C_{SS}, \quad (7)$$

where the second term is usually called the magnetothermal correction. Such a term originates from the coupling of the heat and spin currents in the presence of magnetic field [32,31,33]. Here we present results for the heat conductivity  $\kappa_{QQ}(\omega)$  calculated for  $S = 1$  model with FTLM on the chain up to  $L = 16$  sites and exact results obtained for  $S = 1/2$  model. In the latter case, we comment also on the  $\beta C_{QS}^2 / C_{SS}$  term.

The real part of a given current-current correlation function (real part of the conductivity) can be written as:

$$C_{ij}(\omega) = 2\pi D_{ij} \delta(\omega) + C_{ij}^{\text{reg}}(\omega), \quad (8)$$

where the regular part  $C_{ij}^{\text{reg}}(\omega)$  can be expressed in terms of eigenstates  $|n\rangle$  and eigenenergies  $\epsilon_n$ :

$$C_{ij}^{\text{reg}}(\omega) = \frac{\pi \beta^r}{L} \frac{1 - e^{-\beta \omega}}{\omega} \sum_{\epsilon_n \neq \epsilon_m} p_n \langle m | \mathcal{J}_i | n \rangle \times \langle n | \mathcal{J}_j | m \rangle \delta(\epsilon_n - \epsilon_m - \omega), \quad (9)$$

while the dissipationless component with the Drude weight is related to the degenerate matrix elements:

$$D_{ij} = \frac{\beta^{r+1}}{2L} \sum_{\epsilon_n = \epsilon_m} p_n \langle m | \mathcal{J}_i | n \rangle \langle n | \mathcal{J}_j | m \rangle, \quad (10)$$

where  $p_n = \exp(-\beta \epsilon_n) / Z$  are corresponding Boltzmann weights and  $Z$  is the partition function.

In the case of heat conductivity,  $C_{QQ}(\omega) = \kappa_{QQ}(\omega)$ ,  $i = j = Q$ , and  $r = 1$ . The heat current  $\mathcal{J}_Q = \sum_n j_n^Q$  can be defined by the lattice continuity equation  $j_n^Q - j_{n-1}^Q =$

$-i[\mathcal{H}, \mathcal{H}_{n-1}]$ , where  $\mathcal{H}_n$  is the local energy density of (1), with  $\mathcal{H} = \sum_n \mathcal{H}_n$ . Such a definition leads to

$$\mathcal{J}_Q = \sum_n \left[ J^2 \mathbf{S}_{n-1} \cdot (\mathbf{S}_n \times \mathbf{S}_{n+1}) + (2DS_n^z + H) j_n^S \right], \quad (11)$$

where  $j_n^S = J(S_n^x S_{n+1}^y - S_n^y S_{n+1}^x)$  is the local spin current. Note that in the presence of a finite magnetic field,  $H \neq 0$ , the heat current  $\mathcal{J}_Q$  is not simply equal to energy current  $\mathcal{J}_E$  but instead is [30]

$$\mathcal{J}_Q = \mathcal{J}_E + H \mathcal{J}_S, \quad (12)$$

with  $\mathcal{J}_S = \sum_n j_n^S$ .

Since our numerical calculation is performed on a finite chain, it is expected that the  $\kappa_{QQ}(\omega)$  is a sum of weighted  $\delta$  functions. Therefore in Fig. 7 we present the integrated conductivity

$$I_{QQ}(\omega) = \frac{1}{2\pi} \int_{-\omega}^{\omega} d\omega' \kappa_{QQ}(\omega'), \quad (13)$$

which is a much more reliable, monotonically increasing function, when numerically dealing with finite-system results.

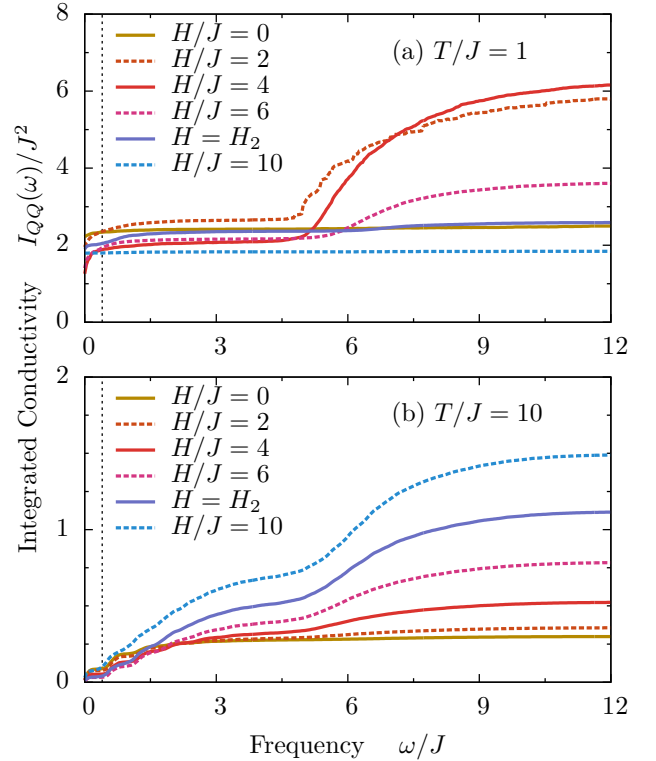


Figure 7. (Color online) Integrated conductivity  $I_{QQ}(\omega)$  for (a)  $T/J = 1$  and (b)  $T/J = 10$  as calculated for  $L = 16$  sites and different fields  $H$ . Dashed vertical line represents  $\omega_0/J = 2\pi/L \sim 0.4$ .

From Fig. 7 it becomes apparent that  $\kappa_{QQ}(\omega)$  exhibits two, well separated regions: the low- $\omega$  part and the high- $\omega$  part

that is activated around  $\omega/J \gtrsim D$ . The spectral representation of  $\kappa_{QQ}(\omega)$  of Eq. (9) implies that nonzero matrix elements exist only for states  $|n\rangle$  and  $|m\rangle$  which obey the  $\Delta S^z = 0$  and  $\Delta k = 0$  selection rules. At low enough  $T$ , the high-frequency part of  $\kappa_{QQ}^{\text{reg}}(\omega)$  should be dominated by transitions between the ground state and the next in energy state with the same total magnetization. As mentioned already, for  $H < H_1$ , the ground state  $|\Omega\rangle$  carries zero azimuthal spin  $S^z = 0$  and the elementary excitations are the degenerate  $S^z = 1$  excitons and  $S^z = -1$  antiexcitons with energy momentum dispersion  $\epsilon(k)$  [3]. The next in energy state that belongs to the total  $S^z = 0$  subspace is constructed by an exciton with crystal momentum  $k_1$  and an antiexciton with  $k_2$  and energy equal to  $\epsilon(k_1) + \epsilon(k_2)$ , which will be referred to as an exciton-antiexciton continuum. Therefore, at low  $T$ , the simplest possibility is a transition between the ground state and the exciton-antiexciton continuum at  $k = k_1 + k_2 = 0$ , resulting contributions from a band of frequencies with boundary lines  $\omega_{\alpha,\beta}$ , where

$$\omega_{\alpha,\beta} = 2D \mp 4J + 2J^2/D \pm J^3/D^2. \quad (14)$$

In Fig. 8 we plot the frequency dependence of  $\kappa_{QQ}(\omega)$  at  $H = 2$  and relatively low temperature  $T/J = 1$ . As predicted, the high-frequency part of  $\kappa_{QQ}^{\text{reg}}(\omega)$  is activated at frequencies around  $\omega_\alpha$  and terminates at  $\omega_\beta$ , a result consistent with the preceding analysis.

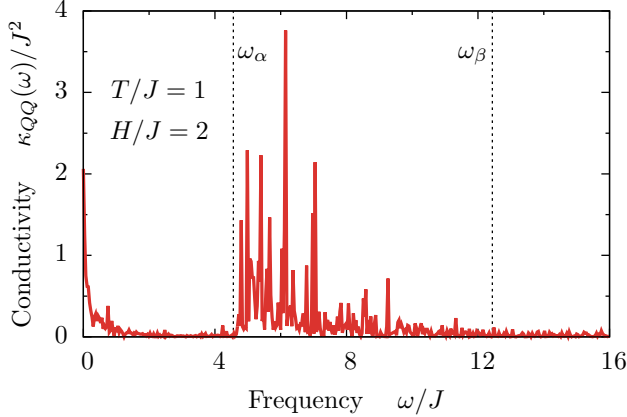


Figure 8. (Color online) Frequency dependence of  $\kappa_{QQ}(\omega)$  at  $H = 2$  and  $T/J = 1$ . Labels  $\omega_{\alpha,\beta}$  indicate the boundaries of the band with nonvanishing weight at low  $T$ .

For  $H > H_2$  the ground state is fully polarized with no other state sharing the same  $S^z$  subspace; therefore it is expected that contributions at high frequencies will vanish. This is supported by our numerical results and is evident in Fig. 7(a), where for  $H \geq H_2$  only the  $\omega \sim 0$  contributions are present. In the intermediate phase for  $H_1 < H < H_2$ , the elementary excitations are difficult to calculate and there can be no analytical predictions such as lines  $\omega_{\alpha,\beta}$ . From the numerical data presented in Fig. 7(a), we conclude that for  $H_1 < H < H_2$  the high- $\omega$  part of  $\kappa_{QQ}^{\text{reg}}(\omega)$  is active at a band roughly between lines  $\omega_\alpha$  and  $\omega_\beta$  with intensity that is gradually reduced as  $H \rightarrow H_2$ .

Several conclusions can be drawn also for  $\omega \rightarrow 0$  behavior of  $\kappa_{QQ}(\omega)$ . To begin with, in Fig. 7(b) an anticipated result for nonintegrable systems is illustrated, namely, that Drude weight  $D_{QQ}$  vanishes for high temperatures. On the other hand, at low temperatures,  $D_{QQ}$  remains finite at any value of  $H$ , as can be seen in Fig. 7(a). Moreover, for  $H \geq J$  the  $\omega \sim 0$  contributions are dominant in the total sum rule  $I_{QQ}(\omega = \infty)$  and almost all weight is in Drude weight itself. Since the model (1) is a nonintegrable, one would expect that  $D_{QQ}$  is vanishing exponentially fast (at least for  $T \rightarrow \infty$ ) with system size  $L$ , leading to diffusive transport in the thermodynamic limit [1,34].

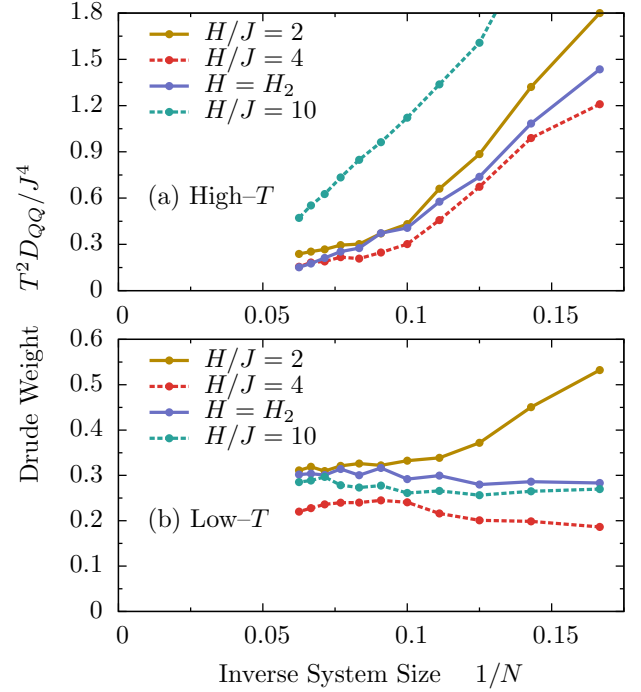


Figure 9. (Color online) System size scaling of Drude weight  $D_{QQ}$  at (a)  $T/J = 10$  and (b)  $T/J = 1$ , obtained for systems with  $L = 6, \dots, 16$  sites with various magnetic fields  $H/J = 2, 4, 8, 10$ .

In order to clarify this, we present in Fig. 9 inverse system size  $1/L$  scaling of the  $D_{QQ}$  for various values of  $T$  and  $H$ . For  $T \gg J$  the Drude weight is indeed vanishing exponentially fast, consistent with diffusive transport. However, this is not the case for low  $T$ , where the scaling of  $D_{QQ}$  seems to weakly depend on system size. The choice of  $H$  that determines whether the system is in the gapped or gapless phase does not seem to affect this scaling. Yet, a finite value of  $D_{QQ}$  in the thermodynamic limit is one of the features of integrable systems [35], which is clearly not the case of the considered model (1) [1,34]. One of the possible explanations of this phenomenon is that the intrinsic diffusive processes at low  $T$ , that will result in a zero  $D_{QQ}$  in the thermodynamic limit, become effective beyond the reachable system size or the energy resolution of the method presented here. As a result, it is expected that as one increases the system size, the spectral weight from  $D_{QQ}$  shifts to  $\kappa_{QQ}^{\text{reg}}(\omega < \omega_0)$ ,

with  $\omega_0/J \sim 2\pi/L$  [36,37]. The latter completely dominates the low- $\omega$  behavior of  $\kappa_{QQ}(\omega)$  in the thermodynamic limit ( $L \rightarrow \infty$ ). Therefore, to capture this finite-size effect, in the following we will consider integrated conductivity  $I_{QQ}(\omega_0)$  (frequency  $\omega_0$  is depicted as vertical dashed line in Fig. 7).

To gain insight into the origin of the slowly decaying Drude weight at low  $T$ , let us consider thermal transport in the effective low-energy  $S = 1/2$  Hamiltonian (4). The heat current  $\tilde{J}_Q$  is defined for this model in the same way, i.e.,  $\tilde{j}_i^Q - \tilde{j}_{i-1}^Q = -i[\tilde{\mathcal{H}}, \tilde{\mathcal{H}}_{i-1}]$  with  $\tilde{\mathcal{H}} = \sum_i \tilde{\mathcal{H}}_i$ , leading to

$$\tilde{J}_Q = \sum_n \left[ 4J^2 \tilde{\mathbf{S}}_{n-1} \cdot (\tilde{\mathbf{S}}_n \times \tilde{\mathbf{S}}'_{n+1}) + \tilde{H} \tilde{j}_n^S \right], \quad (15)$$

with  $\tilde{\mathbf{S}}'_n = (\tilde{S}_n^x, \tilde{S}_n^y, \Delta \tilde{S}_n^z)$ . Other definitions and properties of the currents and conductivity remain the same [Eq. (7)-(10),(12)] with appropriate  $\tilde{J}_\alpha$ ,  $\alpha = Q, E, S$  and  $\tilde{J} = 2J$ .

It is known that the  $S = 1/2$  Heisenberg model is integrable, with heat current being one of the conserved quantities,  $[\tilde{J}_Q, \tilde{\mathcal{H}}] = 0$ , leading directly to its nondecaying behavior and within the linear response to infinite thermal conductivity. Also, the integrability of the model (4) makes the calculation of  $\tilde{D}_{QQ}$  feasible in the thermodynamic limit. As a consequence of Eq. (12), one can decompose Drude weight in terms of the energy and spin contribution

$$\tilde{D}_{QQ} = \tilde{D}_{EE} + 2\beta \tilde{H} \tilde{D}_{ES} + \beta \tilde{H}^2 \tilde{D}_{SS}, \quad (16)$$

where Drude weights are defined in Eq. (10), with  $r = 1$  for  $i = j = Q$  or  $i = j = E$ , and  $r = 0$  for  $i = j = S$  or  $i = E, j = S$ .

The  $\tilde{D}_{EE}$  and  $\tilde{D}_{ES}$  at finite temperatures have been calculated by Sakai and Klümper [31] using a lattice path integral formulation, where a quantum transfer matrix (QTM) in the imaginary time is introduced. Correlations and thermodynamic quantities can be evaluated in terms of the largest eigenvalue of the QTM. The importance of this method yields to the fact that all quantities are found by solving two nonlinear integral equations at arbitrary magnetic fields, temperatures and anisotropy parameters. Here we repeat the calculation using  $\Delta = 1/2$ .

On the other hand, spin Drude weight  $\tilde{D}_{SS}$  at finite magnetic field is computed based on a generalization of a method that was proposed by Zotos [38], where  $\tilde{D}_{SS}$  was calculated using the Bethe ansatz technique at zero magnetic field. The presence of magnetic field will cause some changes to the TBA equations [15], but the overall analysis is essentially the same.

In Fig. 10 we compare  $\tilde{D}_{QQ}$  for the  $S = 1/2$  model with the numerically obtained integrated conductivity  $I_{QQ}$  at  $\omega_0$  for the  $S = 1$  model on  $L = 16$  sites. As is clearly visible, the overall agreement is satisfactory. The magnetic field dependence of Drude weight  $\tilde{D}_{QQ}$  includes all characteristic features of the  $S = 1$  low- $\omega$  behavior. From the results obtained for the thermal transport, as in the case of magnetization and specific heat, we observe that the mapping is much more accurate close to  $H_2$  than close to  $H_1$ . Also, due to spin-inversion

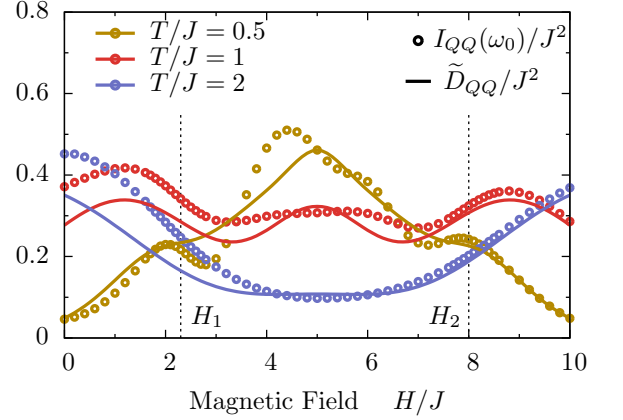


Figure 10. (Color online) Comparison of  $S = 1$  integrated conductivity  $I_{QQ}(\omega_0)$  at  $\omega_0 = 2\pi/L$  for  $L = 16$  with exact  $S = 1/2$  Drude weight  $\tilde{D}_{QQ}$  calculated in the thermodynamic limit for  $T = 0.5, 1$  and  $2$  as a function of the magnetic field  $H$ .

symmetry, the  $S = 1/2$  results are symmetric with respect to  $H = 5$  ( $\tilde{H} = 0$ ), where lack of such a symmetry for the  $S = 1$  model is expected.

Let us now comment on the magnetothermal corrections (MTC) to heat conductivity [Eq. (7)] for the  $S = 1/2$  model. Frequency-dependent thermal conductivity  $\kappa$  can be written in the same form as Eq. (8), with the weight of the singular part given by [30]

$$\tilde{K}_{th} = \tilde{D}_{QQ} - \beta \tilde{D}_{QS}^2 / \tilde{D}_{SS}, \quad (17)$$

where  $r = 0$  for  $i = Q, j = S$ . Both of the two competing terms that contribute to  $\tilde{K}_{th}$  become important at finite magnetic fields. In Fig. 11 we depict the magnetic field dependence of  $\tilde{D}_{QQ}$ ,  $\tilde{K}_{th}$ , and the MTC term at fixed temperature (a)  $T/J = 0.5$  and (b)  $T/J = 1$ , as have been calculated for the  $S = 1/2$  model (4).

As expected, the MTC term is exactly zero at the zone center ( $\tilde{H} = 0$ ) but it becomes finite at finite  $H$ , where we see a bell curve behavior, with the peak centered close to the critical fields at low  $T$ . Upon increasing  $T$ , the position of the first (second) peak is shifted to lower (higher) magnetic fields. While  $\tilde{D}_{QQ}$  exhibits a pronounced nonmonotonic behavior as a function of  $H$ , with two peaks centered close to the critical fields, the inclusion of the second term of Eq. (17) results in an overall suppression of  $\tilde{K}_{th}$  and the cancellation of this behavior. This finding is confirmed by a numerical study of the thermal transport in the  $S = 1/2$  XXZ chain in the presence of a magnetic field [33] based on exact diagonalization of a finite chain.

In all cases considered here, the thermal conductivity at  $T < J$  has a maximum located at  $H \simeq H_m = (H_1 + H_2)/2$ . However, this is not what is observed in the experiment. The thermal conductivity measurements at low  $T$  of the DTN compound [29,39] exhibit sharp peaks in the vicinity of critical fields  $H_{1,2}$ . Detailed analysis of spin contribution to the total thermal conductivity is a nontrivial task due to the pres-



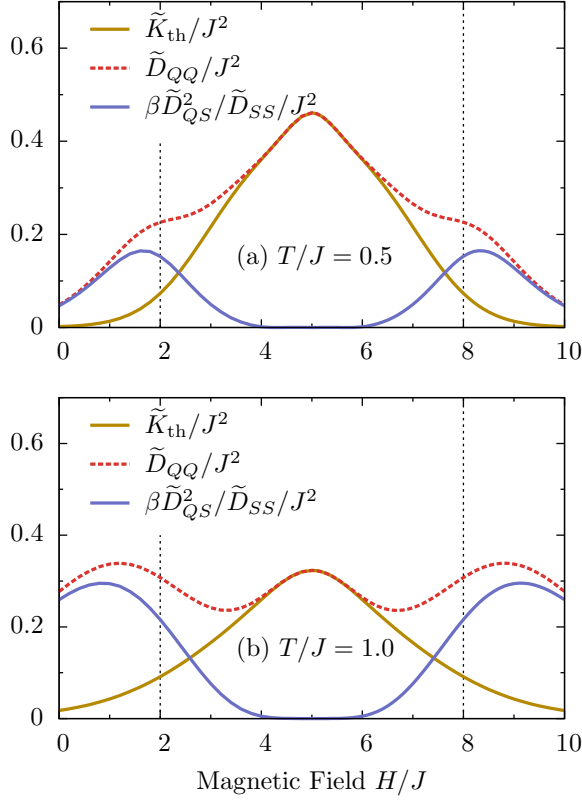


Figure 11. (Color online) Magnetic field dependence of  $\tilde{D}_{QQ}$ ,  $\tilde{K}_{th}$  and MTC term at fixed temperature (a)  $T/J = 0.5$  and (b)  $T/J = 1.0$ . Vertical lines indicate the critical fields.

ence of phononic contribution. Also, the DTN compound is a quasi-1D material with  $J_{\perp}/J \simeq 0.18$ , and for temperatures below  $T_N < 1.2$  K ( $T/J \lesssim 0.5$ ) is in a 3D ordered state [6,8,11,40] with long-range correlations [41,40].

#### IV. ELECTRON SPIN RESONANCE

Electron spin resonance has been one of the main tools for experimental investigation of DTN [42] for a wide field range including the intermediate region  $H_1 < H < H_2$ . The original experiment was repeated in Ref. [10] in order to clarify certain important features predicted by theory [5] such as the occurrence of a two-magnon bound state for strong fields in the region  $H > H_2$ . One of the main conclusions of the above references is that the essential features of the ESR spectrum observed in DTN are accounted for by the strictly 1D  $S = 1$  model (1). Yet, even within this 1D model, calculation of the ESR spectrum has been difficult especially for fields in the intermediate phase.

It is the purpose of the present section to investigate the structure of the zero-temperature low-lying ESR spectrum throughout the intermediate region  $H_1 < H < H_2$  using the mapping to the effective  $S = 1/2$  model (4) for which a rigorous solution can be obtained using the Bethe ansatz. As a

preparation for our main result, we recall that the extent of the intermediate phase predicted by the  $S = 1/2$  XXZ model is given by  $-\tilde{H}_c < \tilde{H} < \tilde{H}_c$ , where  $\tilde{H}_c = 2J(1 + \Delta) = 3J$  for  $\Delta = 1/2$ . Upon translating this prediction in terms of the original field  $H = \tilde{H} + J + D$ , the extent of the intermediate phase is given by

$$H_1 = D - 2J, \quad H_2 = D + 4J, \quad (18)$$

where  $H_2$  coincides with the exact upper critical field of Eq. (3) predicted by the  $S = 1$  model, whereas  $H_1$  is an approximate prediction for the lower critical field that is consistent with Eq. (2), restricted to first order in the  $1/D$  expansion. Accordingly, the field dependence of the ESR spectrum outside the intermediate phase is given by

$$\begin{aligned} \omega_B &= D + 2J - H & \text{for } H < H_1, \\ \omega_C &= H - D & \text{for } H > H_2, \end{aligned} \quad (19)$$

where  $\omega_C$  is the  $k = 0$  value of the magnon dispersion for  $\tilde{H} > \tilde{H}_c$ , and  $\omega_B$  is the corresponding value for  $\tilde{H} < -\tilde{H}_c$ . Note that  $\omega_C$  coincides with the exact value of the corresponding prediction in the  $S = 1$  model, whereas  $\omega_B$  is again the first order approximation within a systematic  $1/D$  expansion [10].

The preceding elementary calculation of the ESR spectrum cannot be simply extended into the intermediate phase even within the effective  $S = 1/2$  model. However, recent developments in the Bethe ansatz method [43,44] allow the semi analytical evaluation of matrix elements between eigenstates in the  $S = 1/2$  Heisenberg model for any magnetization: the calculations reduce to the numerical evaluation of determinants of the order of the size of the spin system. When applied to the ESR operator  $|\langle m | \tilde{S}_{\text{tot}}^- | \tilde{\Omega} \rangle|^2$ , where  $|\tilde{\Omega}\rangle$  is the ground state,  $|m\rangle$  an excited state and  $\tilde{S}_{\text{tot}}^- = \sum_n \tilde{S}_n^-$ , it is found that there is essentially only one excited state,  $|m^*\rangle$ , that has significant weight in the spectrum. This state is a highly unusual one in the Bethe ansatz literature. While usually eigenstates are characterized by sets of real pseudomomenta  $\lambda$  or pseudomomenta with imaginary parts symmetrically arranged around the real axis (“strings”), this state has all the  $\lambda$ ’s real except one that is complex with an imaginary part  $i\pi/2$ . The existence of this state was recently discussed [45] and it physically corresponds to a uniform change of the  $\tilde{S}^z$  component of the magnetization by 1. It is fascinating that the ESR experiments exactly probe this state and its dynamics.

From a computational point of view, it turns out to be rather difficult to find the pseudomomenta  $\lambda$  for this state. The nonlinear Bethe ansatz equations at finite magnetization, in general, do not converge by iteration. To circumvent this problem, it was suggested [46] to study chains with an odd number  $N$  of spins, where indeed the problem is far less crucial [44]. In the following we present data for the magnetic field  $\tilde{H}$  dependence of the ESR resonance frequency  $\omega_{m^*} = \epsilon_{m^*} - \epsilon_{\tilde{\Omega}}$  and of the ESR matrix element  $|\langle m^* | \tilde{S}_{\text{tot}}^- | \tilde{\Omega} \rangle|^2$  for  $N = 51$ . The quantum numbers characterizing the ground state  $|\tilde{\Omega}\rangle$  with  $M$  reversed spins are given by

$I_{j=1,M} = -M/2 + 1, \dots, +M/2$ , corresponding to a magnetization  $\tilde{S}^z = N/2 - M$ . The excited state  $|m^*\rangle$  has  $M+1$  reversed spins and is characterized by the quantum numbers  $I_{j=1,M} = -M/2 + 1/2, \dots, +M/2 - 1/2$ ,  $I_M = (N+M)/2$ .

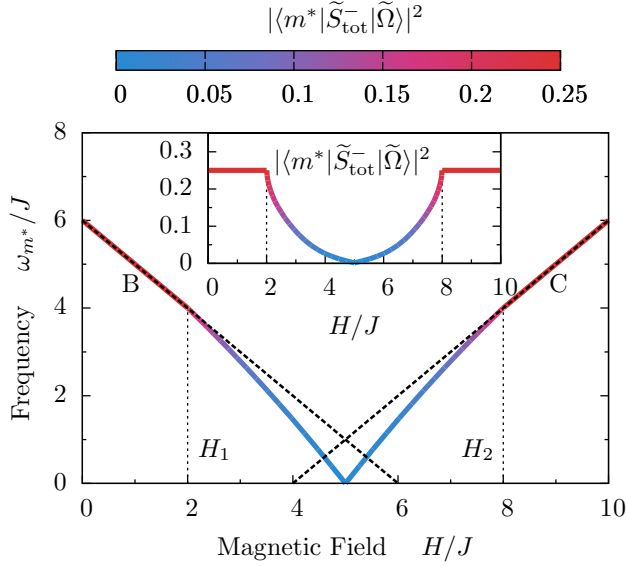


Figure 12. (Color online) Field dependence of  $T = 0$  low-lying ESR lines calculated from the effective  $S = 1/2$  model diagonalized through the Bethe ansatz. Lines  $B$  and  $C$  are the straight lines  $\omega_B$  and  $\omega_C$  given in Eq. (19) for fields outside the intermediate phase but bend downwards in a nontrivial manner upon entering the intermediate phase to meet at the center and thus form a  $V$ -like structure. The inset depicts the field dependence of the matrix element  $|\langle m^* | \tilde{S}_{\text{tot}}^- | \tilde{\Omega} \rangle|^2$ , which is directly relevant for the calculation of the intensity of ESR modes. Vertical dotted lines indicate the location of the critical fields  $H_1$  and  $H_2$  calculated from Eq. (18).

The results of this intriguing calculation are summarized in Fig. 12, which depicts the field dependence of the low-lying ESR lines as a function of the field  $H$ . As expected, these coincide with the straight lines  $\omega_B$  and  $\omega_C$  of Eq. (19) for fields  $H$  outside the intermediate phase, which bend downwards upon entering the intermediate phase to meet at the center and thus form a  $V$ -like structure. The calculated slope is  $\pm 3/2$  at the center and  $\pm 1$  at and beyond the edges of the intermediate phase. Also shown in Fig. 12 is the calculated field dependence of the matrix element  $|\langle m^* | \tilde{S}_{\text{tot}}^- | \tilde{\Omega} \rangle|^2$ , which vanishes at the center but reaches a finite value  $1/4$  that remains constant for all fields outside the intermediate phase.

The currently predicted  $V$ -like ESR spectrum with vanishing intensity at its center is consistent with our earlier prediction [10] made by a rough numerical calculation on small ( $N = 10$ ) chains within the  $S = 1$  model (1), but disagrees with a  $Y$ -like structure with nonvanishing intensity at the center made by Cox *et al.* [47] by a calculation within the same  $S = 1$  model. Concerning possible experimental observation, the rapid vanishing of intensity near the center would make the  $V$ -mode especially sensitive to small perturbations that are ever present in effective Heisenberg models [42, 10].

Some caution is necessary with regard to the results presented in this section concerning the structure of the ESR spectrum in the intermediate phase. As stated earlier, most of the intensity is concentrated on a single resonance frequency  $\omega_{m^*}$  with a  $\delta$ -function line shape, emerging from transitions between the ground state and the excited state  $|m^*\rangle$ . Apart from this dominant contribution, the Bethe ansatz calculation revealed that the ESR spectrum consists of secondary transitions with small, but non vanishing intensity. These transitions correspond to resonance frequencies that lie above  $\omega_{m^*}$  with negligible matrix elements and are thus omitted from Fig. 12. These secondary peaks exist throughout the intermediate phase for  $-\tilde{H}_c < \tilde{H} < \tilde{H}_c$  but lose their intensity for  $\tilde{H} \geq \tilde{H}_c$  and  $\tilde{H} \leq -\tilde{H}_c$ . In this case, the only ESR transition is the one between the ferromagnetic ground state and the  $k = 0$  single magnon, with resonance frequency

$$\begin{aligned} \omega_{sm} &= 2J(1 - \Delta) + \tilde{H} \quad \text{for } \tilde{H} \geq \tilde{H}_c, \\ &= 2J(1 - \Delta) - \tilde{H} \quad \text{for } \tilde{H} \leq -\tilde{H}_c. \end{aligned} \quad (20)$$

In order to clarify this more complicated ESR spectrum, two limiting cases are considered; the isotropic chain ( $\Delta = 1$ ) and the  $XY$  model ( $\Delta = 0$ ). In the presence of isotropic interaction, the resonance frequency  $\omega_{sm} = \tilde{H}$  with a  $\delta$ -function line shape is extended in the intermediate region. The line is precisely at the Zeeman energy for any magnetic field, with intensity that gradually vanishes as  $\tilde{H} \rightarrow 0$ . In the presence of a small perturbation to the isotropic Hamiltonian, the ESR spectrum is again dominated by a single line, but the presence of anisotropy causes a shift in the position of the resonance peak that varies with magnetic field [48].

On the other hand, the picture gets more involved for  $\Delta = 0$ . A numerical calculation performed by Maeda and Oshikawa [49] showed that the single magnon picture with a  $\delta$ -function line shape at  $\omega_{sm} = 2J \pm \tilde{H}$  holds only for  $\tilde{H} \geq \tilde{H}_c$  and  $\tilde{H} \leq -\tilde{H}_c$ . This picture breaks down in the intermediate phase, where absorption takes place over a finite frequency range with boundaries  $2\tilde{H} < \omega < 4J$ .

From the discussion above it follows that the value of anisotropy considered here,  $\Delta = 1/2$ , lies approximately in the middle of the  $0 \leq \Delta \leq 1$  region, combining features from both extreme cases. The argument of a single line is substantially correct and adequately describes the ESR spectrum, while secondary peaks exist with negligible intensity. These peaks will evolve into a band of resonance frequencies in the  $\Delta = 0$  limit.

## V. CONCLUSIONS

We have investigated the thermodynamic and dynamical properties of the one-dimensional  $S = 1$  antiferromagnetic chain with large easy plane anisotropy, in the presence of a uniform magnetic field. An effective  $S = 1/2$  Heisenberg XXZ Hamiltonian is derived based on a mapping of the original  $S = 1$  Hamiltonian into its low-energy subspace, which enable us to gain a better physical understanding of the considered model. For all quantities studied here, results for both

the  $S = 1$  and  $S = 1/2$  model are presented and compared in order to test the effectiveness of the mapping, and results from the exactly solvable XXZ model are collated to complete the theoretical description.

The temperature and magnetic field dependence of magnetization and specific heat of the  $S = 1$  model have been studied using a TMRG algorithm, which allows us to obtain these quantities with satisfactory accuracy in the thermodynamic limit. The thermodynamic Bethe ansatz is applied to derive the same quantities for the  $S = 1/2$  model. The critical exponent that describes the behavior of magnetization near the critical fields at very low  $T$  is extracted from the numerical data of the  $S = 1$  model and found equal to  $\delta = 2$ . This result renders the considered model in the same universality class as a broad collection of various models of quantum magnetism. Furthermore, the temperature dependence of magnetization for both models reveals the existence of extrema at some temperature  $T_c$ , which is interpreted as the critical temperature below which the description of the system in terms of Luttinger liquid is valid. A magnetic phase diagram is constructed that represents the crossover into a low- $T$  Luttinger liquid regime. The section of thermodynamics is completed with the investigation of specific heat as a function of  $H$  and  $T$ . The  $C_v(H)$  curve exhibits a characteristic double peak around critical fields  $H_{1,2}$ , and the  $C_v(T)$  curve reveals a linear dependence at low  $T$ , consistent with the LL phase.

We also give a description of the heat conductivity  $\kappa_{QQ}$ , calculated for the  $S = 1$  model with a FTLM algorithm on a finite chain of length  $L = 16$ . We observe that the singular part of  $\kappa_{QQ}$ , namely, the Drude peak  $D_{QQ}$ , vanishes for high  $T$ , an anticipated result for nonintegrable systems. On the contrary, at low  $T$ ,  $D_{QQ}$  remains the significant contribution to the total sum rule of  $\kappa_{QQ}$  at all considered fields. Therefore the low- $\omega$  part of the integrated conductivity  $I_{QQ}$  is compared with the  $S = 1/2$  Drude weight  $\tilde{D}_{QQ}$  calculated in the thermodynamic limit. The overall agreement is satisfactory, with  $\tilde{D}_{QQ}$  including all the characteristic features of the  $S = 1$  behavior. Within the integrable  $S = 1/2$  model, the heat current  $\mathcal{J}_Q$  is a conserved quantity giving infinite thermal conductivity. Nevertheless, it is a nontrivial question as to which extent integrability of the low-energy effective  $S = 1/2$  Hamiltonian influences transport properties of the full  $S = 1$  model. However, this is beyond the scope of this paper, and we leave it as a motivation for further studies.

Finally, the low-lying ESR spectrum of the effective  $S = 1/2$  model is analyzed for fields in the intermediate region in order to complete earlier work on the  $S = 1$  model. A semi-analytical evaluation based on the Bethe ansatz predicts that ESR lines form a  $V$ -like structure in the low-lying intermediate phase with vanishing intensity at its center.

Concerning the experimental observations of the results presented throughout the paper, we conclude that measurements on DTN showed that some characteristics expected for a one-dimensional system are not present, indicating that the system exhibits 3D behavior. In the case of thermal conductivity, not only the dimensionality of the system, but the inclusion of scattering mechanisms such as phonons are necessary in order to reach a realistic description.

## ACKNOWLEDGMENTS

This work was supported by the European Commission through the LOTHERM Project (FP7-238475); the European Union (European Social Fund, ESF), and Greek national funds through the Operational Program “Education and Lifelong Learning” of the NSRF under “Funding of proposals that have received a positive evaluation in the 3rd and 4th call of ERC Grant Schemes”; the European Union Program No. FP7-REGPOT-2012-2013-1 under Grant No. 316165; and the Slovenian Agency Grant No. P1-0044.

## Appendix A: Effective Hamiltonian

Here we give more details about the derivation of the effective spin Hamiltonian. For  $H < H_1$  the ground state  $|\Omega\rangle$  and lowest excitations  $|\Psi_1\rangle$  and  $|\Psi_2\rangle$  are

$$|\Omega\rangle = |1, 0\rangle \otimes |1, 0\rangle \otimes |1, 0\rangle \otimes |1, 0\rangle \otimes \cdots \otimes |1, 0\rangle, \quad (A1)$$

$$|\Psi_{1,2}\rangle = \frac{1}{\sqrt{N}} \sum_n e^{ikn} |n_{\mp}\rangle,$$

where states  $|n_{-}\rangle$  and  $|n_{+}\rangle$  carry nonzero azimuthal spin equal to  $-1$  and  $+1$  respectively only at the site  $n$ . At zero magnetic field the states  $|\Psi_1\rangle$  and  $|\Psi_2\rangle$  are degenerate with a known energy momentum dispersion  $\epsilon(k)$  [3]. This degeneracy is lifted at nonzero magnetic field  $H$  due to the Zeeman energy. Upon increasing  $H$  the state  $|\Psi_1\rangle$  approaches the ground state, whereas the energy difference of states  $|\Psi_1\rangle$  and  $|\Psi_2\rangle$  equals  $2H$  and becomes larger. Close to  $H_1$  the low-energy space is spanned only by states  $|\Psi_1\rangle$  and  $|\Omega\rangle$  and the contribution of  $|\Psi_2\rangle$  can be neglected. A new  $S = 1/2$  representation can be used:

$$|\tilde{\Omega}\rangle = |\downarrow\rangle \otimes |\downarrow\rangle \otimes |\downarrow\rangle \otimes |\downarrow\rangle \otimes \cdots \otimes |\downarrow\rangle, \quad (A2)$$

$$|\tilde{\Psi}_1\rangle = \frac{1}{\sqrt{N}} \sum_n e^{ikn} |\tilde{n}\rangle,$$

where state  $|\tilde{n}\rangle$  differs from  $|\tilde{\Omega}\rangle$  by a spin-up at site  $n$ . Therefore, we project the original Hamiltonian (1) into this subspace, and the resulting effective Hamiltonian up to a constant is:

$$\tilde{\mathcal{H}} = \sum_n \left[ 2J \left( \tilde{S}_n^x \tilde{S}_{n+1}^x + \tilde{S}_n^y \tilde{S}_{n+1}^y + \Delta \tilde{S}_n^z \tilde{S}_{n+1}^z \right) + \tilde{H} \tilde{S}_n^z \right], \quad (A3)$$

where  $\Delta = 1/2$  and  $\tilde{H} = -J - D + H$ .

For  $H > H_2$  the fully FM ground state and the single magnon eigenstate are:

$$|\Omega\rangle = |1, -1\rangle \otimes |1, -1\rangle \otimes |1, -1\rangle \otimes |1, -1\rangle \otimes \cdots \otimes |1, -1\rangle, \quad (A4)$$

$$|\Psi\rangle = \frac{1}{\sqrt{N}} \sum_n e^{ikn} |n\rangle,$$

where state  $|n\rangle$  differs from the ground state by the fact that  $S_n^z = 0$ . By identifying these two states with the  $S = 1/2$  states given in Eq. (A2) the resulting model is again described by the Hamiltonian (A3).

## Appendix B: Thermodynamic Bethe ansatz equations

According to the thermodynamic Bethe ansatz, a system of nonlinear integral equations provides all the required information for the calculation of the free energy of model (4) in the thermodynamic limit [15]. The number of these equations is determined by the value of parameter  $\Delta$ . For  $\Delta = \cos(\pi/n)$  there are  $n$  such equations with  $f_i(x)$  unknown functions, where  $i = 1, 2, \dots, n$ . In the case we are studying here, we have  $\Delta = 1/2$  and  $n = 3$ ; therefore the full set of equations

is

$$\begin{aligned} \ln[1 + f_1(x)] &= -\frac{2J}{T} 3\sqrt{3} \delta(x), \\ \ln f_2(x) &= -\frac{2J}{T} 3\sqrt{3} g(x) \\ &+ \int_{-\infty}^{\infty} dy g(x-y) \ln \left[ 1 + 2f_3(y) \cosh(3\tilde{H}/2T) + f_3(y)^2 \right], \\ \ln f_3(x) &= \int_{-\infty}^{\infty} dy g(x-y) \ln [1 + f_2(y)], \end{aligned} \quad (\text{B1})$$

where  $g(x) = \text{sech}(\pi x/2)/4$ . The above equations are solved numerically by an iterative process, where we generate a sequence of improving approximate solutions that converge rapidly. Once function  $f_2(x)$  is determined, the free energy is given from

$$\tilde{F} = \int_{-\infty}^{\infty} dx g(x) \ln[1 + f_2(x)]. \quad (\text{B2})$$

The specific heat and magnetization are given by

$$\tilde{C}_v = \beta^2 \frac{\partial^2 \tilde{F}}{\partial \beta^2}, \quad \tilde{M} = -\frac{\partial \tilde{F}}{\partial \tilde{H}}, \quad (\text{B3})$$

where  $\beta = 1/T$  is the inverse temperature. To avoid numerical differentiation, one can derive similar nonlinear equations and directly calculate the derivatives.

- 
- <sup>1</sup> F. D. M. Haldane, Phys. Lett. A **93**, 464 (1983).
  - <sup>2</sup> A. Langari, F. Pollmann, and M. Siahatgar, J. Phys.: Condens. Matter **25**, 406002 (2013).
  - <sup>3</sup> N. Papanicolaou, P.N. Spathis, J. Phys.: Condens. Matter **1**, 5555 (1989); Phys. Rev. B **52**, 16001 (1995).
  - <sup>4</sup> A. F. Albuquerque, C. J. Hamer, and J. Oitmaa, Phys. Rev. B **79**, 054412 (2009).
  - <sup>5</sup> N. Papanicolaou, A. Orendáčová, and M. Orendáč, Phys. Rev. B **56**, 8786 (1997).
  - <sup>6</sup> V. S. Zapf, D. Zocco, B. R. Hansen, M. Jaime, N. Harrison, C. D. Batista, M. Kenzelmann, C. Niedermayer, A. Lacerda, and A. Paduan-Filho, Phys. Rev. Lett. **96**, 077204 (2006).
  - <sup>7</sup> V. Zapf, M. Jaime, and C. D. Batista, Rev. Mod. Phys. **86**, 563 (2014).
  - <sup>8</sup> L. Yin, J.S. Xia, V. S. Zapf, N. S. Sullivan, and A. Paduan-Filho, Phys. Rev. Lett. **101**, 187205 (2008).
  - <sup>9</sup> T. Giamarchi, and A. M. Tsvelik, Phys. Rev. B **59**, 11398 (1999); F. Mila, Eur. Phys. J. B **6**, 201 (1998).
  - <sup>10</sup> C. Psaroudaki, S. A. Zvyagin, J. Krzystek, A. Paduan-Filho, X. Zotos, and N. Papanicolaou, Phys. Rev. B **85**, 014412 (2012).
  - <sup>11</sup> S. A. Zvyagin, J. Wosnitzer, C. D. Batista, M. Tsukamoto, N. Kawashima, J. Krzystek, V. S. Zapf, M. Jaime, N. F. Oliveira Jr., and A. Paduan-Filho, Phys. Rev. Lett. **98**, 047205 (2007).
  - <sup>12</sup> S. A. Zvyagin, C. D. Batista, J. Krzystek, V. S. Zapf, M. Jaime, A. Paduan-Filho, and J. Wosnitzer, Physica B **403**, 1497 (2008).
  - <sup>13</sup> X. Wang, T. Xiang, Phys. Rev. B **56**, 5061 (1997); N. Shibata, J. Phys. Soc. Jpn. **66**, 2221 (1997).
  - <sup>14</sup> For a recent review, see P. Prelovšek and J. Bonča, in *Strongly Correlated Systems - Numerical Methods*, edited by A. Avella and F. Mancini (Springer Series in Solid-State Sciences Vol. 176 (Springer, Berlin, 2013), pp. 1–29.
  - <sup>15</sup> M. Takahashi and M. Suzuki, Prog. Theor. Phys. **48**, 2187 (1972).
  - <sup>16</sup> I. Affleck, Phys. Rev. B **43**, 3215 (1991).
  - <sup>17</sup> R. Chitra, and T. Giamarchi, Phys. Rev. B **55**, 5816 (1997).
  - <sup>18</sup> T. Sakai, and M. Takahashi, Phys. Rev. B **57**, R8091 (1998).
  - <sup>19</sup> C. N. Yang, and C. P. Yang, Phys. Rev. **150**, 327 (1966); Phys. Rev. **151**, 258 (1966).
  - <sup>20</sup> X. Wang, and L. Yu, Phys. Rev. Lett. **84**, 5399 (2000).
  - <sup>21</sup> S. Wessel, M. Olshanii, and S. Haas, Phys. Rev. Lett. **87**, 206407 (2001).
  - <sup>22</sup> C. Rüegg, K. Kiefer, B. Thielemann, D. F. McMorro, V. Zapf, B. Normand, M.B. Zvonarev, P. Bouillot, C. Kollath, T. Giamarchi, S. Capponi, D. Poilblanc, D. Biner, and K.W. Krämer, Phys. Rev. Lett. **101**, 247202 (2008).
  - <sup>23</sup> A. V. Sologubenko, T. Lorenz, J. A. Mydosh, B. Thielemann, H. M. Rønnow, C. Rüegg, K. W. Krämer, Phys. Rev. B **80**, 220411(R) (2009).
  - <sup>24</sup> P. Bouillot, C. Kollath, A.M. Läuchli, M. Zvonarev, B. Thiele-



- mann, C. Rüegg, E. Orignac, R. Citro, M. Klanjšek, C. Berthier, M. Horvatić, and T. Giamarchi, Phys. Rev. B **83**, 054407 (2011).
- <sup>25</sup> Y. Maeda, C. Hotta, and M. Oshikawa, Phys. Rev. Lett. **99**, 057205 (2007).
- <sup>26</sup> A. Paduan-Filho, X. Gratens, and N.F. Oliveira, Jr., Phys. Rev. B **69**, 020405 (2004).
- <sup>27</sup> F. Weickert, R. Küchler, A. Steppke, L. Pedrero, M. Nicklas, M. Brando, F. Steglich, M. Jaime, V.S. Zapf, A. Paduan-Filho, K. A. Al-Hassanieh, C. D. Batista, and P. Sengupta, Phys. Rev. B **85**, 184408 (2012).
- <sup>28</sup> N. Papanicolaou, and P. Spathis, J. Phys. C: Solid State Phys. **20**, L783 (1987).
- <sup>29</sup> Y. Kohama, A. V. Sologubenko, N. R. Dilley, V. S. Zapf, M. Jaime, J.A. Mydosh, A. Paduan-Filho, K.A. Al-Hassanieh, P. Sengupta, S. Gangadharaiah, A. L. Chernyshev, and C. D. Batista, Phys. Rev. Lett. **106**, 037203 (2011).
- <sup>30</sup> G. D. Mahan, *Many-Particle Physics*, 3rd ed. (Kluwer Academic/Plenum Publishers, New York, 2000), pp. 177-181.
- <sup>31</sup> K. Sakai, and A. Klümper, J. Phys. Soc. Jpn. **574**, 196 (2005).
- <sup>32</sup> K. Louis and C. Gros, Phys. Rev. B **67**, 224410 (2003).
- <sup>33</sup> F. Heidrich-Meisner, A. Honecker, and W. Brenig, Phys. Rev. B **71**, 184415 (2005).
- <sup>34</sup> J. Karadamoglou and X. Zotos, Phys. Rev. Lett. **93**, 177203 (2004).
- <sup>35</sup> X. Zotos, F. Naef, and P. Prelovšek, Phys. Rev. B **55**, 11029 (1997).
- <sup>36</sup> M. W. Long, P. Prelovšek, S. El Shawish, J. Karadamoglou, and X. Zotos, Phys. Rev. B **68**, 235106 (2003).
- <sup>37</sup> F. Naef and X. Zotos, J. Phys.: Condens. Matter **10**, L183 (1998).
- <sup>38</sup> X. Zotos, Phys. Rev. Lett. **82**, 1764 (1999).
- <sup>39</sup> X. F. Sun, W. Tao, X. M. Wang, and C. Fan, Phys. Rev. Lett. **102**, 167202 (2009).
- <sup>40</sup> S. Mukhopadhyay, M. Klanjšek, M. S. Grbić, R. Blinder, H. Mayaffre, C. Berthier, M. Horvatić, M. A. Continentino, A. Paduan-Filho, B. Chiari, and O. Piovesana, Phys. Rev. Lett. **109**, 177206 (2012).
- <sup>41</sup> O. Chiatti, A. Sytcheva, J. Wosnitza, S. Zherlitsyn, A. A. Zvyagin, V. S. Zapf, M. Jaime, and A. Paduan-Filho, Phys. Rev. B **78**, 094406 (2008).
- <sup>42</sup> S. A. Zvyagin, J. Wosnitza, A. K. Kolezhuk, V. S. Zapf, M. Jaime, A. Paduan-Filho, V. N. Glazkov, S. S. Sosin, and A. I. Smirnov, Phys. Rev. B **77**, 092413 (2008).
- <sup>43</sup> N. Kitanine, J.M. Maillet, V. Terras, Nucl. Phys. B **554**, 647 (1999).
- <sup>44</sup> J.-S. Caux, R. Hagemans and J. M. Maillet, J. Stat. Mech., P09003 (2005).
- <sup>45</sup> A. A. Ovchinnikov, Phys. Lett. A **377**, 3067 (2013).
- <sup>46</sup> R. J. Baxter, J. Stat. Phys. **108**, no.1/2 (2002).
- <sup>47</sup> S. Cox, R. D. McDonald, M. Armanious, P. Sengupta, and A. Paduan-Filho, Phys. Rev. Lett. **101**, 087602 (2008).
- <sup>48</sup> M. Oshikawa and I. Affleck, Phys. Rev. Lett. **82**, 5136 (1999); Phys. Rev. B **65**, 134410 (2002); Y. Maeda, K. Sakai, and M. Oshikawa, Phys. Rev. Lett. **95**, 037602 (2005); M. Brockmann, F. Göhmann, M. Karbach, A. Klümper, and A. Weisse, *ibid.* **107**, 017202 (2011).
- <sup>49</sup> Y. Maeda, and M. Oshikawa, Phys. Rev. B **67**, 224424, (2003).