

A Polynomial Time Algorithm for Minimax-Regret Evacuation on a Dynamic Path

Guru Prakash Arumugam¹ John Augustine¹
Mordecai Golin² Prashanth Srikanthan¹

¹ Indian Institute of Technology Madras
² Hong Kong University of Science and Technology

Abstract. A *dynamic path network* is an undirected path with evacuees situated at each vertex. To evacuate the path, evacuees travel towards a designated sink (doorway) to exit. Each edge has a *capacity*, the number of evacuees that can enter the edge in unit time. Congestion occurs if an evacuee has to wait at a vertex for other evacuees to leave first.

The basic problem is to place k sinks on the line, with an associated evacuation strategy, so as to minimize the total time needed to evacuate everyone.

The *minmax-regret* version introduces uncertainty into the input, with the number of evacuees at vertices only being specified to within a range. The problem is to find a universal solution whose regret (difference from optimal for a given input) is minimized over all legal inputs.

The previously best known algorithms for the minmax-regret version problem ran in time exponential in k . In this paper, we derive new properties of solutions that yield the first polynomial time algorithms for solving the problem.

1 Introduction

Dynamic flow networks model movement of items on a graph. The process starts with each vertex v assigned some initial set of supplies w_v . Supplies flow across edges from one vertex to another. Each edge e has a given capacity c_e which limits the rate of the flow of supplies into the edge in each time unit. If all edges have the same capacity $c_e = c$ the network has *uniform capacity*. Each e also has a time required to travel the edge. Note that as supplies move around the graph, *congestion* can occur, as supplies back up at a vertex.

Dynamic flow networks were introduced in [3] and have since been extensively analyzed. One well studied problem on such networks is the transshipment problem, e.g., [6], in which the graph has several sources and sinks, with the original supplies being the sources and each sink having a specified demand. The problem is then to find the minimum time required to satisfy all of the demands.

Dynamic Flow problems also model [4] *evacuation problems*. In these, the vertex supplies are people in a building(s) and the problem is to find a routing strategy (evacuation plan) that evacuates all of them to specified sinks (exits) in minimum time. Note that in these problems the evacuation plan is vertex based.

That is, each vertex has one associated evacuation edge; all people starting or arriving at that vertex must evacuate through that edge. After traversing the edge they arrive at another vertex and traverse its evacuation edge. This continues until a sink is reached and the people exit. The basic optimization problem is to determine a plan that minimizes the total time needed to evacuate all the people.

In some versions of the problem the sinks are known in advance. In others, such as the ones we will address in this paper, the placement of the sink(s) is part of the evacuation plan with only k , the number of allowed sinks, being specified as part of the problem. To the best of our knowledge there is no known polynomial time algorithm for solving this problem on a general graph. [10] gives an $O(n \log^2 n)$ algorithm for solving the 1-sink problem on a dynamic *tree* network with general capacities. [5] improves this down to $O(n \log n)$ when the capacities are uniform. [4] shows how to solve the k -sink problem on a uniform capacity dynamic *path network* in $O(kn \log n)$ time.

In practice, the *exact* input, e.g., number of people w_v at each vertex v , is unknown at the time the plan is drawn up. All that may be known is that $w_v \in [w_v^-, w_v^+]$ for some specified *range*.

One model for attacking this type of uncertainty is to define the *regret* of a plan on a particular fixed input as the discrepancy between the evacuation time for that plan on that input and the minimum time needed to evacuate for that input. The maximum regret of the plan is then taken over all possible inputs. The *minmax-regret* plan is the one that minimizes the maximum regret.

Minmax regret optimization has been extensively studied for the k -median ([1] is a recent case) and many other optimization problems ([8] provides an introduction to the literature). The 1-sink minmax-regret evacuation problem on a uniform capacity path was originally solved in $O(n \log^2 n)$ time by [2]. This was reduced down to $O(n \log n)$ by [12]. [4] provides an $O(n \log^2 n)$ algorithm for the 1-sink minmax-regret problem on a uniform capacity tree.

Returning to the minimax-regret problem uniform capacity *path* case, the only algorithms known for $k > 1$ were [9] which for $k = 2$ gave an $O(n^3 \log n)$ algorithm and [11] which gave an $O(n^{1+k}(\log n)^{1+\log k})$ algorithm for general k .

In this paper we derive many new properties of the the minmax-regret uniform capacity path problem. These lead to two new algorithms, both of which improve on the previous ones. The first, which is better for small k , runs in $O(kn^2(\log n)^k)$. The second, better for larger k , runs in $O(kn^3 \log n)$, which is the first polynomial time algorithm for this problem.

The paper is structured as follows. Section 2 introduces the setting and definitions. Section 3 discusses how to solve the optimal non-regret problem (whose solution will be needed later). Section 4 derives many of the minmax regret properties needed. Section 5 gives our first algorithm, good for small k . Section 6 derives more properties. Section 7 gives our second, polynomial time, algorithm.

2 Preliminary Definitions

2.1 Model Definition

Consider a path $P = (V, E)$ with $(n + 1)$ vertices (buildings) $V = \{x_0, x_1, \dots, x_n\}$ and n edges (roads) $E = \{e_1, e_2, \dots, e_n\}$ with each edge $e_i = (x_{i-1}, x_i)$. x_i also denotes the line-coordinate of the i^{th} building and $x_0 < x_1 < \dots < x_n$.

The distance between two vertices x_i and x_j is given by $|x_i - x_j|$. Each vertex $x_i \in V$ is associated with an open interval of weights $[w_i^-, w_i^+]$, denoting the range within which the number of evacuees in building x_i can lie ($0 < w_i^- \leq w_i^+$). Each edge has a capacity c . We define τ as the time taken to travel a unit distance on the edge.

Let \mathcal{S} denote the Cartesian product of all weight intervals for $0 \leq i \leq n$:

$$\mathcal{S} = \prod_{0 \leq i \leq n} [w_i^-, w_i^+].$$

A *scenario* $s \in \mathcal{S}$ is an assignment of weights (number of evacuees) to all vertices. The weight of a vertex x_i under scenario s is denoted by $w_i(s)$.

In the paper, we refer to a function $f(x)$ as “unimodal with a unique minimum value” if there exists an m such the function $f(x)$ is monotonically decreasing for $x \leq m$ and monotonically increasing for $x \geq m$. The minimum value of the function is attained for $x = m$.

2.2 Evacuation Time

Consider a path $P = (V, E)$, with uniform edge capacity c , and time to travel unit distance τ . We are given a scenario $s \in \mathcal{S}$, i.e., vertex x_i has weight $w_i(s)$.

Left and Right Evacuation Consider a single sink $x \in P$.

If there were no other people in the way, the evacuees at v_i could complete evacuating to x in time $\lceil |x_i - x|\tau + \lceil w_i(s)/c \rceil - 1 \rceil$.

In reality, people to the left and right of the sink x need to evacuate to x (as shown in Fig. 1a) and the actual time required must take congestion into account.

We define $\Theta_L(P, x, s)$ (resp. $\Theta_R(P, x, s)$) to be the time taken by people to the left (resp. right) of sink x to evacuate to x under scenario s . The left (resp. right) evacuation time can be expressed as the maximum of an *evacuation function* of the nodes to the left (resp. right) of the sink. The exact expression, taken from [7] are as follows:

$$\Theta_L(P, x, s) = \max_{x_i < x} \left\{ (x - x_i)\tau + \left\lceil \frac{\sum_{0 \leq j \leq i} w_j(s)}{c} \right\rceil - 1 \right\} \quad (1)$$

$$\Theta_R(P, x, s) = \max_{x_i > x} \left\{ (x_i - x)\tau + \left\lceil \frac{\sum_{i \leq j \leq n} w_j(s)}{c} \right\rceil - 1 \right\} \quad (2)$$

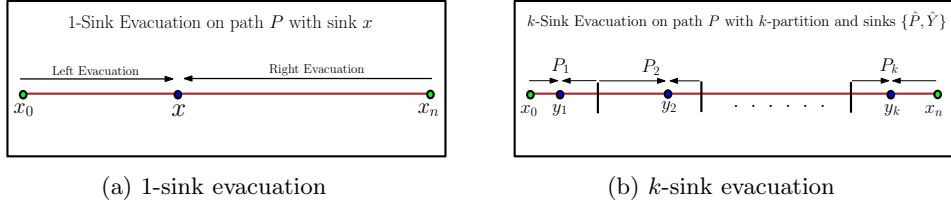


Fig. 1: 1-sink and k -sink evacuation illustrations

where the maximum is taken over the *evacuation function* of every node.

For exposition, we simplify the equations (as done in [2,11]) by assuming $c = 1$ and omitting the constant (i.e., -1). Setting $c = 1$ will help us simplify some of the proofs later in the paper (but note that the case of $c > 1$ can be treated essentially in the same manner). Thus the left and right evacuation times, $\Theta_L(P, x, s)$ and $\Theta_R(P, x, s)$, are redefined as follows:

$$\Theta_L(P, x, s) = \max_{x_i < x} \left\{ (x - x_i)\tau + \sum_{0 \leq j \leq i} w_j(s) \right\} \quad (3)$$

$$\Theta_R(P, x, s) = \max_{x_i > x} \left\{ (x_i - x)\tau + \sum_{i \leq j \leq n} w_j(s) \right\} \quad (4)$$

1-Sink Evacuation The evacuation time to sink x is the maximum of the left and right evacuation times, $\Theta^1(P, x, s) = \max\{\Theta_L(P, x, s), \Theta_R(P, x, s)\}$. The superscript “1” denotes that this is a 1-Sink problem.

k -Sink Evacuation Naturally extending the 1-Sink evacuation, suppose we are given a k -partition of the path P into k subpaths (or parts) $\hat{P} = \{P_1, P_2, \dots, P_k\}$ and a set of sinks $\hat{Y} = \{y_1, y_2, \dots, y_k\}$ such that each $y_i \in P_i$. The evacuees in part P_i are restricted to evacuate only to sink y_i (See Fig. 1b). Every node should completely belong to one part, i.e., no k -partition is allowed to split a node. This restricts the people in a building to evacuate to one sink in their part without confusion. The k -sink evacuation time will essentially be the maximum of the evacuation time among the individual parts.

Let $\Theta^k(P, \{\hat{P}, \hat{Y}\}, s)$ denote the k -Sink evacuation time on path P with k -partition and sinks $\{\hat{P}, \hat{Y}\}$ under scenario s . Since the evacuation in each subpath P_i are independent of each other, $\Theta^k(P, \{\hat{P}, \hat{Y}\}, s)$ can be expressed as:

$$\Theta^k(P, \{\hat{P}, \hat{Y}\}, s) = \max_{1 \leq i \leq k} \Theta^1(P_i, y_i, s) \quad (5)$$

Definition 1. Let d be the smallest (and therefore unique) index among the indices of the part(s) which maximizes the term $\Theta^1(P_i, y_i, s)$. The evacuation

time of subpath P_d determines the k -Sink evacuation time under scenario s . We refer to P_d as the “dominant part” under scenario s .

2.3 Optimal (Non-Regret) k -Sink Location Problem

The Optimal k -Sink Location Problem can be defined as follows. The input is a path P with edge capacities c , time to travel unit distance τ , and a scenario $s \in \mathcal{S}$.

Let $\Theta_{\text{opt}}^k(P, s)$ be the optimal (minimum) k -Sink evacuation time in path P under scenario $s \in \mathcal{S}$. The algorithm needs to provide the k -partition and sinks $\{\hat{P}, \hat{Y}\}$ as defined in Sect. 2.2, which achieves this minimum evacuation time.

2.4 Regret

For a choice of k -partition and sinks $\{\hat{P}, \hat{Y}\}$ and a scenario $s \in \mathcal{S}$, the regret is defined as the difference between the k -Sink evacuation time for this choice of $\{\hat{P}, \hat{Y}\}$ and the optimal k -Sink evacuation time. The regret can be expressed as:

$$R(\{\hat{P}, \hat{Y}\}, s) = \Theta^k(P, \{\hat{P}, \hat{Y}\}, s) - \Theta_{\text{opt}}^k(P, s) \quad (6)$$

The maximum regret (called *max-regret*) achieved (over all scenarios) for a choice of $\{\hat{P}, \hat{Y}\}$ is:

$$R_{\max}(\{\hat{P}, \hat{Y}\}) = \max_{s \in \mathcal{S}} \left\{ R(\{\hat{P}, \hat{Y}\}, s) \right\} \quad (7)$$

If $R_{\max}(\{\hat{P}, \hat{Y}\}) = R(\{\hat{P}, \hat{Y}\}, s^*)$ for some scenario $s^* \in \mathcal{S}$, then s^* is called a *worst-case scenario* for $\{\hat{P}, \hat{Y}\}$. The minimax-regret for the problem is the minimum *max-regret* over all possible k -partitions and sinks $\{\hat{P}, \hat{Y}\}$.

2.5 Minimax-Regret k -Sink Location Problem

The input for the Minimax-Regret k -Sink Location Problem is a dynamic path network with path P , vertex weight intervals $[w_i^-, w_i^+]$, edge capacity c , and time to travel unit distance τ . The problem can be understood as a 2-person game between the algorithm A and the adversary B as follows:

1. The algorithm A provides a k -partition and sinks $\{\hat{P}, \hat{Y}\}$ as defined in Sect. 2.2.
2. The adversary B now chooses a regret-maximizing *worst-case scenario* $s^* \in \mathcal{S}$ with a *max-regret* of $R_{\max}(\{\hat{P}, \hat{Y}\})$.
3. The objective of A is to find the k -partition and sinks $\{\hat{P}, \hat{Y}\}$ that minimizes the *max-regret*.

2.6 Sink on Vertex Assumption

All our definitions until now are generic in the fact that a sink can lie either at a vertex or on an edge (i.e., anywhere on the path). From this point onwards, we are going to assume that a sink always lies at a vertex (and minmax-regret is defined under this assumption). This implies that the end-points of a part should also lie at vertices (since there can be no sink on an edge). For example, if P_i and P_{i+1} are consecutive parts and the right end-point of P_i is some vertex x_{r_i} , then the left end-point of P_{i+1} will be x_{r_i+1} and the edge between x_{r_i} and x_{r_i+1} does not take part in the evacuation.

Note that although we are making the sink on vertex assumption, the properties stated later in the paper all hold even without the assumption. With extra complexity, our algorithms could be extended to work without this assumption.

3 A Solution to the Optimal (Non-Regret) k -Sink Location Problem

In this section, we wish to show an $O(kn \log n)$ time solution to the optimal k -sink location problem. In our problem, the flow (of people) to the sink is *discrete*, since the objects of evacuation (people) are *discrete* entities. The left and right evacuation times to a sink for this *discrete* flow was defined in Eqs. 1 and 2.

We note that [5] has given an $O(kn \log n)$ algorithm for the optimal k -sink location problem, but it was for the *continuous* version of the problem (the object of evacuation is *continuous* like a fluid). They derive the following formula for the left evacuation time to a sink x as:

$$\Theta_L(P, x, s) = \max_{x_i < x} \left\{ (x - x_i)\tau + \frac{\sum_{0 \leq j \leq i} w_j(s)}{c} \right\} \quad (8)$$

and the right evacuation time is defined similarly.

As we can see from Eq. 8, the expressions for the *continuous* version does not involve a ceiling function. The method used in [5] is not extendible for the *discrete* case due to complications arising from the ceiling function in the expression.

We observe some key properties of the optimal solution in the *discrete* case and using a novel data structure which we call the *Bi-Heap*, a dynamic programming based procedure has been proposed and explained in detail in Appendix A. The running time of the algorithm is $O(kn \log n)$.

4 Properties of the Minimax-Regret k -Sink Location Problem

We now elaborate on a few properties of the Minimax-Regret k -Sink Location Problem which will help us come up with efficient algorithms.

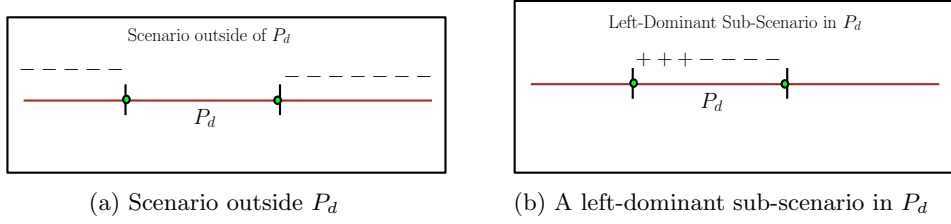


Fig. 2: Structure of a *worst-case scenario*

4.1 Structure of the *worst-case scenario*

We note that the adversary B needs to choose a *worst-case scenario* but is free to choose any *worst-case scenario* since all of them give the same *max-regret*. In this section, Lemmas 1 and 2 are going to show that there always exists a *worst-case scenario* with a particular structure and we will assume without loss of generality that B 's chosen *worst-case scenario* has this structure.

Now, assume that the algorithm A has given k -partition and sinks $\{\hat{P}, \hat{Y}\}$.

Lemma 1. *Let $s_B^* \in \mathcal{S}$ be a worst-case scenario with its dominant part $P_d \in \hat{P}$. Then if s_B^* is modified so that $w_i(s_B^*) = w_i^-$ if $x_i \notin P_d$ (See Fig. 2a), s_B^* remains a worst case scenario. (Proof in Appendix D.1.)*

Definition 2. *Given a scenario, a “sub-scenario” for a subpath is defined as the scenario within that subpath.*

Definition 3. *Consider a subpath P' of the path P with leftmost (resp. right-most) vertex x_l (resp. x_r). Under some scenario $s \in \mathcal{S}$ a sub-scenario for P' is called left-dominant (resp. right-dominant) if for some i with $l \leq i \leq r$, $w_j(s) = w_j^+$ (resp. $w_j(s) = w_j^-$) for $l \leq j < i$ and $w_j(s) = w_j^-$ (resp. $w_j(s) = w_j^+$) for $i \leq j \leq r$.*

Given a k -partition $\hat{P} = \{P_1, P_2, \dots, P_k\}$, let \mathcal{S}_L^i (resp. \mathcal{S}_R^i) denote the set of all left-dominant (resp. right-dominant) sub-scenarios in the part P_i .

Lemma 2. *There exists a worst-case scenario s_B^* with its dominant part $P_d \in \hat{P}$ such that the sub-scenario within P_d lies in the set $\mathcal{S}_L^d \cup \mathcal{S}_R^d$ (See Fig. 2b.) (Proof in Appendix D.2.)*

Theorem 1. *For any choice of k -partition and sinks, $\{\hat{P}, \hat{Y}\}$, made by algorithm A , there exists a worst-case scenario $s_B^* \in \mathcal{S}$ with its dominant part $P_d \in \hat{P}$ of the following form:*

1. $w_i(s_B^*) = w_i^-$ if $x_i \notin P_d$ and,
2. Sub-scenario in P_d is in the set $\mathcal{S}_L^d \cup \mathcal{S}_R^d$.

Proof. Trivially follows from Lemmas 1 and 2. □

Let us denote by $\mathcal{S}^* \subseteq \mathcal{S}$, the set of all possible *worst-case scenarios* of the form defined in Theorem 1. Without loss of generality, we assume that the adversary B only chooses a *worst-case scenario* $s_B^* \in \mathcal{S}^*$.

Property 1. Given k parts and sinks $\{\hat{P}, \hat{Y}\}$ (or only the parts \hat{P}) by algorithm A , there are $O(n)$ candidate *worst-case scenarios* from which B chooses $s_B^* \in \mathcal{S}^*$. (Proof in Appendix D.3.)

Property 2. Overall, there are only $O(n^2)$ possible candidate *worst-case scenarios* for s_B^* irrespective of the k -partition/sinks given by the algorithm, i.e., $|\mathcal{S}^*| = O(n^2)$. (Proof in Appendix D.4.)

4.2 Characterization of Minimax-Regret

Suppose algorithm A chooses k -partition and sinks $\{\hat{P}, \hat{Y}\}$, we will assume x_{l_i} (resp. x_{r_i}) to be the left end (resp. right end) of the i^{th} part $P_i \in \hat{P}$. For any scenario $s \in \mathcal{S}$, the regret can be written as:

$$\begin{aligned} R(\{\hat{P}, \hat{Y}\}, s) &= \Theta^k(P, \{\hat{P}, \hat{Y}\}, s) - \Theta_{\text{opt}}^k(P, s) && \text{(from Eq. 6)} \\ &= \max_{1 \leq i \leq k} \{\Theta^1(P_i, y_i, s)\} - \Theta_{\text{opt}}^k(P, s) && \text{(from Eq. 5)} \\ &= \max_{1 \leq i \leq k} \{\Theta^1(P_i, y_i, s) - \Theta_{\text{opt}}^k(P, s)\} \\ &= \max_{1 \leq i \leq k} \{R_{l_i r_i}(s, y_i)\}. \end{aligned} \tag{9}$$

The term $R_{l_i r_i}(s, y_i)$ refers to the regret under scenario $s \in \mathcal{S}$ when the part P_i is assumed to be the dominant part and y_i is the sink in P_i . We refer to P_i as the Assumed Dominant Part (ADP). In reality there is only one unique dominant part, say P_d , under scenario s . It is easy to see that the maximum is achieved for this dominant part P_d , i.e., when $i = d$.

The *max-regret* for A 's choice of $\{\hat{P}, \hat{Y}\}$ can be written as:

$$\begin{aligned} R_{\max}(\{\hat{P}, \hat{Y}\}) &= \max_{s \in \mathcal{S}^*} \left\{ R(\{\hat{P}, \hat{Y}\}, s) \right\} && \text{(from Eq. 7)} \\ &= \max_{s \in \mathcal{S}^*} \max_{1 \leq i \leq k} \{R_{l_i r_i}(s, y_i)\} && \text{(from Eq. 9)} \\ &= \max_{1 \leq i \leq k} \left\{ \max_{s \in \mathcal{S}^*} \{R_{l_i r_i}(s, y_i)\} \right\} \\ &= \max_{1 \leq i \leq k} \{R_{l_i r_i}(y_i)\}. \end{aligned} \tag{10}$$

The term $R_{l_i r_i}(y_i)$ denotes the maximum regret over all candidate *worst-case scenarios* if P_i were the ADP with sink y_i . This characterization of the *max-regret*, $R_{\max}(\{\hat{P}, \hat{Y}\})$, shows the independence of the parts for *max-regret* calculations.

The minimax-regret can be written as:

$$\begin{aligned}
\min_{\{\hat{P}, \hat{Y}\}} R_{\max}(\{\hat{P}, \hat{Y}\}) &= \min_{\{\hat{P}, \hat{Y}\}} \max_{1 \leq i \leq k} \{R_{l_i r_i}(y_i)\} && \text{(from Eq. 10)} \\
&= \min_{\hat{P}} \max_{1 \leq i \leq k} \left\{ \min_{\hat{Y}} R_{l_i r_i}(y_i) \right\} && (11) \\
&= \min_{\hat{P}} \max_{1 \leq i \leq k} \{R_{l_i r_i}\}. && (12)
\end{aligned}$$

The term $R_{l_i r_i}$ denotes the minimax-regret over all candidate *worst-case scenarios* if P_i were the ADP. The minimax-regret for ADP P_i can be thought of as iterating over all possible sinks $y_i \in P_i$ and choosing the sink which minimizes the *max-regret* $R_{l_i r_i}(y_i)$.

We now state two important lemmas which will be used in further proofs.

Lemma 3. *For any ADP P_i with left end x_{l_i} and right end x_{r_i} , extending the part (subpath) cannot decrease the minimax-regret, i.e., $R_{l_i r_i} \leq R_{l_i(r_i+1)}$ and $R_{l_i r_i} \leq R_{(l_i-1)r_i}$. In other words, extending a subpath cannot decrease the R_{lr} term for that subpath. (Proof in Appendix E.1.)*

Lemma 4. *Let $\hat{P}_q = \{P_1, P_2, \dots, P_q\}$ be the minimax-regret placement of the first q parts when the right-end of the q^{th} part is restricted to be x_{r_q} . Let $\hat{P}'_q = \{P'_1, P'_2, \dots, P'_q\}$ be the minimax-regret placement of the first q parts when the right-end of the q^{th} part is restricted to be x_{r_q+1} . Then, if the left end (resp. right end) of the i^{th} part in \hat{P}_q is x_{l_i} (resp. x_{r_i}) and in \hat{P}'_q is $x_{l'_i}$ (resp. $x_{r'_i}$), then*

$$\max_{1 \leq i \leq q} \{R_{l_i r_i}\} \leq \max_{1 \leq i \leq q} \{R_{l'_i r'_i}\}$$

In other words, the minimax-regret considering only the first q parts as ADPs for the q -partition \hat{P}'_q is greater than or equal to that for the q -partition \hat{P}_q . (Proof in Appendix E.2.)

4.3 Unimodality of Minimax-Regret w.r.t Parts

Property 3. In the Minimax-Regret k -sink Location Problem, the minimax-regret as a function of the left end of the i^{th} part is unimodal with a unique minimum value given that parts $\{P_{i+1}, P_{i+2}, \dots, P_k\}$ are fixed. (Proof in Appendix F.2.)

5 A Binary Search Based Algorithm

In this section, we give a binary-search based algorithm for finding the Minimax-Regret k -Sink Locations. From Eq. 12, we know that the k -sink minimax-regret can be written as:

$$\min_{\{\hat{P}, \hat{Y}\}} R_{\max}(\{\hat{P}, \hat{Y}\}) = \min_{\hat{P}} \max_{1 \leq i \leq k} \{R_{l_i r_i}\}$$

Since we have proved in Property 3 that the minimax-regret is unimodal as a function of the left end of the i^{th} part when the parts $\{P_{i+1}, P_{i+2}, \dots, P_k\}$ are fixed, we can do a nested binary search for the locations. First, binary search for the left end of the k^{th} part. For each fixed location, binary search for the left end of the $(k-1)^{st}$ part, and so on until searching for the left end of the 2^{nd} part. This searching will result in $O((\log n)^{k-1})$ possible placements of the parts.

For each fixed placement of the parts, the minimax-regret calculation involves finding the $R_{l_i r_i}$ value for all parts P_i , and taking the maximum of the values. This can be done in $O(kn^2 \log n)$ time. The details of this procedure can be found in Appendix F.1. This procedure to find all $R_{l_i r_i}$ values for fixed placements is called at most $O((\log n)^{k-1})$ times. Therefore, the total running time of the algorithm is $O(kn^2(\log n)^k)$.

This algorithm performs better than the previously known best result of $O(n^{1+k}(\log n)^{1+\log k})$ for general k given in [11].

6 An Alternative Approach

The binary-search based algorithm, though better than previously known results, is not very asymptotically pleasing since there is a k in the exponent. In this section, we are going to give a different approach to solving the minimax-regret k -sink location problem. Using the characterization of the minimax-regret given in Eq. 12, we derive a recurrence for the minimax-regret and implement the recurrence using a Dynamic Programming(DP) approach in Sect. 7.

6.1 A Recurrence for the Minimax-Regret

From Eq. 12, the minimax-regret can be written as:

$$\begin{aligned} \min_{\{\hat{P}, \hat{Y}\}} R_{\max}(\{\hat{P}, \hat{Y}\}) &= \min_{\hat{P}} \max_{1 \leq i \leq k} \{R_{l_i r_i}\} \\ &= \min_{\hat{P}} \max \left(\max_{1 \leq i \leq k-1} \{R_{l_i r_i}\}, R_{l_k r_k} \right) \\ &= \min_{P_k} \max \left(\min_{\hat{P}-P_k} \max_{1 \leq i \leq k-1} \{R_{l_i r_i}\}, R_{l_k r_k} \right) \end{aligned}$$

The term $\hat{P}-P_k$ denotes the set $\{P_1, P_2, \dots, P_{k-1}\}$. This gives rise to a natural recurrence for the minimax-regret:

$$\min_{\hat{P}} \max_{1 \leq i \leq k} \{R_{l_i r_i}\} = \min_{P_k} \max \left(\min_{\hat{P}-P_k} \max_{1 \leq i \leq k-1} \{R_{l_i r_i}\}, R_{l_k r_k} \right) \quad (13)$$

Let $M(q, i)$ denote the minimax-regret considering only the first q parts as ADPs and the right end of the q^{th} part is x_i . From Eq. 13, the following recurrence relation holds for the minimax-regret:

$$M(q, i) = \min_{0 \leq j \leq i} \{\max(M(q-1, j-1), R_{ji})\} \quad (14)$$

The objective of the algorithm would be to find $M(k, n)$. In Sect. 7 we implement a DP algorithm based on this recurrence relation.

7 A Dynamic Programming Based Algorithm

In Sect. 6, a recurrence for the minimax-regret was defined in Eq. 14. Note that in the recurrence, the index $j - 1$ denotes the right end of the $(q - 1)^{th}$ part. We will implement this recurrence by first precomputing R_{ji} for all possible values of j and i ($j < i$). Thus R_{ji} for any j, i will be available in a lookup table accessed in $O(1)$ time. This precomputation is described in Sect. 7.1.

A naive DP table filling implementation of the recurrence in Eq. 14 is going to give us an $O(kn^2)$ procedure. This can be improved to $O(kn)$. However, since the DP procedure is not the bottleneck for the algorithm, we defer the details of the $O(kn)$ improvement to Appendix G.

7.1 Precomputation of R_{ji} for all subpaths

R_{ji} needs to be precomputed and stored for all subpaths (from x_j to x_i) for use in the DP algorithm. Before we precompute R_{ji} for all j, i (for $j < i$) pairs, we need to precompute the optimal k -Sink evacuation time for all candidate *worst-case scenarios* $s_B^* \in \mathcal{S}^*$.

From Sect. 3, given a scenario we can calculate the k -Sink evacuation time in $O(kn \log n)$ time. Also, from Prop. 2, we know that there are a total of $O(n^2)$ candidate *worst-case scenarios*. Therefore, this precomputation takes time $O(kn^3 \log n)$.

Naive Approach - $O(n^5)$

1. There are $O(n^2)$ possible subpaths (Assumed Dominant Parts), say with left-end x_l and right-end x_r .
2. Within each subpath, there are $O(n)$ possible sinks x_t ($l \leq t \leq r$), and
3. For each sink in the ADP there can be $O(n)$ candidate *worst-case scenarios* $s_B^* \in \mathcal{S}^*$ (From Theorem 1).
4. Given an ADP as a subpath from x_l to x_r , a sink x_t and a scenario s_B^* , in $O(n)$ time we can calculate the regret $R_{lr}(s_B^*, x_t)$ ($= \Theta^1([x_l, x_r], x_t, s_B^*) - \Theta_{\text{opt}}^k(P, s_B^*)$), since we have already pre-calculated $\Theta_{\text{opt}}^k(P, s_B^*)$, the optimal k -sink evacuation time for all candidate *worst-case scenarios*.

Therefore, the total time complexity to precompute R_{ji} using this approach is $O(n^5)$. At this point, we already have a polynomial time algorithm for the Minimax-Regret k -Sink Location Problem, with precomputation of R_{ji} 's in $O(n^5)$ time dominating the running time (The precomputation of $\Theta_{\text{opt}}^k(P, s_B^*)$ for all *worst-case scenarios* takes $O(kn^3 \log n)$ time and the DP table filling procedure takes $O(kn)$ time.)

However, by observing some properties of the minimax-regret, we are able to bring down the running time of the R_{ji} precomputation to $O(n^3)$. The reduction from $O(n^5)$ to $O(n^3)$ running time is given in Appendix H.

7.2 Total Running Time

The total running time can be split as:

- Precomputing optimal k -sink evacuation times for the $O(n^2)$ candidate *worst-case scenarios* - $O(kn^3 \log n)$.
- Precomputation of R_{ji} 's - $O(n^3)$.
- Algorithm to find minimax-regret k -Sink location - $O(kn)$.

The overall running time is dominated by the precomputation of optimal k -sink evacuation times for candidate *worst-case scenarios*. Thus, the running time of the algorithm is $O(kn^3 \log n)$.

References

1. Binay K. Bhattacharya and Tsunehiko Kameda. A linear time algorithm for computing minmax regret 1-median on a tree. In *COCOON'2012*, pages 1–12, 2012.
2. Siu-Wing Cheng, Yuya Higashikawa, Naoki Katoh, Guanqun Ni, Bing Su, and Yinfeng Xu. Minimax regret 1-sink location problems in dynamic path networks. In *Proceedings of TAMC'2013*, pages 121–132, 2013.
3. L. R. Ford and D. R. Fulkerson. Constructing Maximal Dynamic Flows from Static Flows. *Operations Research*, 6(3):419–433, June 1958.
4. Yuya Higashikawa, M. J. Golin, and Naoki Katoh. Minimax Regret Sink Location Problem in Dynamic Tree Networks with Uniform Capacity. In *Proceedings of the 8'th International Workshop on Algorithms and Computation (WALCOM'2014)*, pages 125–137, 2014.
5. Yuya Higashikawa, Mordecai J Golin, and Naoki Katoh. Multiple Sink Location Problems in Dynamic Path Networks. In *Proceedings of the 2014 International Conference on Algorithmic Aspects of Information and Management (AAIM 2014)*, 2014.
6. B Hoppe and É Tardos. The quickest transshipment problem. *Mathematics of Operations Research*, 25(1):36–62, 2000.
7. Naoyuki Kamiyama, Naoki Katoh, and Atsushi Takizawa. An efficient algorithm for evacuation problems in dynamic network flows with uniform arc capacity. In *Proceedings of the Second international conference on Algorithmic Aspects in Information and Management*, pages 231–242, 2006.
8. Panos Kouvelis and Gang Yu. *Robust Discrete Optimization and Its Applications*. Kluwer Academic Publishers, 1997.
9. Hongmei Li, Yinfeng Xu, and Guanqun Ni. Minimax regret vertex 2-sink location problem in dynamic path networks. *Journal of Combinatorial Optimization*, February 2014.
10. Satoko Mamada, Takeaki Uno, Kazuhisa Makino, and Satoru Fujishige. An $O(n \log^2 n)$ algorithm for the optimal sink location problem in dynamic tree networks. *Discrete Applied Mathematics*, 154(2387-2401):251–264, 2006.
11. Guanqun Ni, Yinfeng Xu, and Yucheng Dong. Minimax regret k -sink location problem in Dynamic Path networks. In *Proceedings of the 2014 International Conference on Algorithmic Aspects of Information and Management (AAIM 2014)*, 2014.
12. Haitao Wang. Minimax Regret 1-Facility Location on Uncertain Path Networks. *Proceedings of the 24th International Symposium on Algorithms and Computation (ISAAC'13)*, pages 733–743, 2013.

Appendix

A An $O(kn \log n)$ Dynamic Programming Algorithm for the Optimal k -Sink Location Problem

From this point onwards, whenever we refer to the optimal k -sink location problem, we always mean the general *discrete* version, i.e with the ceiling function kept and any capacity $c > 0$ (not necessarily $c = 1$ in Eqs. 1 and 2.)

We present a solution to the optimal k -sink location problem by first establishing a recurrence for the optimal k -sink evacuation time and giving a DP algorithm to implement the recurrence. Before doing that, we are going the state the following intuitive lemma with proof deferred to Appendix B.1:

Lemma 5. *Given a scenario, the optimal k -sink evacuation time of a path is greater than or equal to the optimal k -sink evacuation time of any of its subpaths.*

A.1 Recurrence for Optimal k -Sink Evacuation Time

We are going to present a recurrence for the optimal k -sink evacuation time given a scenario $s \in \mathcal{S}$. Although we prove the recurrence here, an alternative rigorous derivation based on earlier definitions can be found in Appendix B.2.

Let $T(q, i)$ be the optimal evacuation time considering only the first q parts restricted to the subpath from x_0 to x_i . Let w_{ji} be the optimal 1-sink evacuation time in the subpath from x_j to x_i . Consider the term:

$$\min_{0 \leq j \leq i} \max(T(q-1, j-1), w_{ji})$$

For any particular value of j , this formula models the q -sink evacuation time restricted to the subpath from x_0 to x_i , with the left end of the q^{th} part being x_j , and the first $q-1$ parts being placed optimally for evacuating the subpath from x_0 to x_{j-1} . The term is minimized over all possible values of j , the left end of the q^{th} part.

Since $T(q, i)$ is the *optimal* solution,

$$T(q, i) \leq \min_{0 \leq j \leq i} \max(T(q-1, j-1), w_{ji}) \quad (15)$$

Under scenario $s \in \mathcal{S}$, let us assume that in the optimal q -sink placement in the subpath from x_0 to x_i , the left end of the q^{th} part is $x_{j'}$, and the first $q-1$ parts/sinks are given by $\hat{P}_{q-1} = \{P_1, P_2, \dots, P_{q-1}\}$ and $\hat{Y}_{q-1} = \{y_1, y_2, \dots, y_{q-1}\}$, the right end of the $(q-1)^{th}$ part being $x_{j'-1}$. Let $\Theta^{q-1}([x_0, x_{j'-1}], \{\hat{P}_{q-1}, \hat{Y}_{q-1}\})$ denotes the $(q-1)$ -sink evacuation time under scenario s considering the parts/sinks \hat{P}_{q-1} and \hat{Y}_{q-1} in the subpath from x_0 to $x_{j'-1}$. Since $T(q-1, j'-1)$ is the optimal (minimum) $(q-1)$ -sink evacuation time in the subpath from x_0 to $x_{j'-1}$,

$$T(q-1, j'-1) \leq \Theta^{q-1}([x_0, x_{j'-1}], \{\hat{P}_{q-1}, \hat{Y}_{q-1}\}) \quad (16)$$

Now,

$$\begin{aligned}
T(q, i) &= \max \left(\Theta^{q-1}([x_0, x_{j'-1}], \{\hat{P}_{q-1}, \hat{Y}_{q-1}\}), w_{j'i} \right) \\
&\geq \max (T(q-1, j'-1), w_{j'i}) && \text{(from Eq. 16)} \\
&\geq \min_{0 \leq j \leq i} \max (T(q-1, j-1), w_{ji}) && (17)
\end{aligned}$$

From Eq. 15 and 17, we see that

$$T(q, i) = \min_{0 \leq j \leq i} \max (T(q-1, j-1), w_{ji}) \quad (18)$$

where w_{ji} is the optimal 1-sink evacuation time in the subpath from x_j to x_i . There can be multiple values of j (the left end of the q^{th} part) for which $T(q, i)$ is minimized. We will always assume without loss of generality that optimal j is the largest of such values. In other words, the location of the optimal left-end of the q^{th} part is the rightmost possible.

A.2 A DP Algorithm for Optimal k -Sink Location Problem

In this section we provide a DP algorithm to implement the recurrence given in Eq. 18. Note that the DP table for the recurrence will have $O(kn)$ entries. The row index of the DP table corresponds to q , the number of sinks, and the column index i corresponds to x_i , the right end-point of the subpath being considered. We fill the table row-by-row so that when we are calculating $T(q, i)$, the values of $T(q-1, j-1)$ (for $0 \leq j \leq i$) are already present in the DP table. Again, we note that there can be multiple values of j that minimize $T(q, i)$ in Eq. 18 and so, we always choose and refer to the largest possible such value.

We observe two crucial properties of the recurrence which will help us reduce the running time of the DP:

Property 4. In the recurrence given by Eq. 18, if we increment i keeping q fixed, then the minimizing j value cannot decrease.

Proof. See Appendix B.3

Property 5. In the recurrence given by Equation 18 for fixed q and i , $\max (T(q-1, j-1), w_{ji})$ is unimodal with a unique minimum value as a function of j .

Proof. From Lemma 5, if we increase (resp. decrease) the size of a path, then the optimal k -sink evacuation time cannot decrease (resp. cannot increase). Thus, when we increase j , $T(q-1, j-1)$ (the optimal $(q-1)$ -sink evacuation time on the subpath from x_0 to x_{j-1}) cannot decrease and w_{ji} (the optimal 1-sink evacuation time on the subpath from x_j to x_i) cannot increase. Thus, $\max (T(q-1, j-1), w_{ji})$ will have a unique minimum value as a function j . \square

Remark 1. Properties 4 and 5 stated above imply that if we know the minimizing j value for $T(q, i - 1)$ (say j') then the minimizing j value for $T(q, i)$ can be found by scanning linearly from j' , stopping when we find the minimum of the unimodal function $\max(T(q - 1, j - 1), w_{ji})$. Note that we will have to overshoot the scanning of j by 1 node in order to determine the minimum of the unimodal function $\max(T(q - 1, j - 1), w_{ji})$.

The recurrence can be re-written as:

$$T(q, i) = \min_{j' \leq j \leq i} \max(T(q - 1, j - 1), w_{ji}) \quad (19)$$

where j' is the minimizing value of j for $T(q, i - 1)$.

The recurrence requires the maintenance of w_{ji} , the optimal 1-sink evacuation time in the subpath from x_j to x_i as i and j increases. In Appendix A.3, we introduce a new data structure to maintain w_{ji} as i and j are incremented. Each increment of i or j can be handled in $O(\log n)$ time.

The DP table filling procedure is given below.:

1. Fill in $T(1, i) = w_{0i}$ (for $0 \leq i \leq n$), the optimal 1-sink evacuation time in the subpath from x_0 to x_i . ($O(n \log n)$ time)
2. For $q \leftarrow 2$ to k :
 - $j \leftarrow 0$
 - (a) For $i \leftarrow 0$ to n :
 - Update w_{ji}
 - Do $j \leftarrow j + 1$ and update w_{ji} till minimum of $\max(T(q - 1, j - 1), w_{ji})$ is found which is equal to $T(q, i)$. Note that we will have to overshoot the scanning of j by 1 in order to determine the minima.
 - Store $T(q, i)$ in the DP table along with the minimizing j value and the optimal sink for subpath $[x_j, x_i]$ (used to reconstruct the optimal k -partition and sinks.)

As we can see by the DP procedure, for every q value, i is incremented at most n times and j at most $2n$ times (because of the overshooting by 1). Thus, w_{ij} is updated atmost $O(n)$ times for every q value and every update incurs a cost of $O(\log n)$ to maintain w_{ji} . Thus, we are able to fill the $O(kn)$ DP table entries in $O(kn \log n)$ time.

A.3 Maintenance of w_{ji}

In the DP algorithm, we also need to maintain w_{ji} , the optimal 1-sink evacuation time, as j and i increases. Therefore any data structure which maintains w_{ji} must be able to maintain the maximum of the *evacuation function* of every node defined in the Eqs. 1 and 2, and support the following operations:

1. Return the optimal 1-sink evacuation time in subpath $\{x_j, \dots, x_i\}$.
2. When $i \leftarrow i + 1$, then append a new node to the right of the path.
3. When $j \leftarrow j + 1$, then delete the leftmost node from the path.

We introduce a new data structure which we call a *Bi-Heap* which can maintain w_{ji} and perform all operations in $O(\log n)$ time. For details of the data structure, refer Appendix C.

A.4 Running time

We are filling $O(kn)$ DP entries and each takes $O(\log n)$ time (for maintaining w_{ji} .) Thus the overall running time of the algorithm is $O(kn \log n)$.

B Proofs for the Optimal k -Sink Evacuation

B.1 Proof of Lemma 5

Assume a path P and a subpath P' of the path P . Now, given a scenario, if the optimal k -sink evacuation time in P' is greater than the optimal k -sink evacuation time in P , then we can use the k -partition used in the optimal solution for P on P' ($\leq k$ parts) and obtain a better solution than the optimal one in P' . Therefore, the optimal k -sink evacuation time in P is greater than or equal to the optimal k -sink evacuation time in any of its subpaths P' . \square

B.2 A Derivation for the Optimal k -Sink Evacuation Recurrence

The k -sink evacuation time is given by the following equation:

$$\Theta^k(P, \{\hat{P}, \hat{Y}\}, s) = \max_{1 \leq i \leq k} \Theta^1(P_i, y_i, s) \quad (\text{from Eq. 5})$$

$$= \max \left(\max_{1 \leq i \leq k-1} \{ \Theta^1(P_i, y_i, s) \}, \Theta^1(P_k, y_k, s) \right) \quad (20)$$

$$= \max \left(\Theta^{k-1}(P - P_k, \{\hat{P} - P_k, \hat{Y} - y_k\}, s), \Theta^1(P_k, y_k, s) \right) \quad (21)$$

where $P - P_k$ denotes the path excluding the k^{th} part and $\hat{P} - P_k$ denotes the set $\{P_1, P_2, \dots, P_{k-1}\}$.

Thus the optimal k -sink evacuation time can be written as:

$$\begin{aligned} \Theta_{\text{opt}}^k(P, s) &= \min_{\{\hat{P}, \hat{Y}\}} \Theta^k(P, \{\hat{P}, \hat{Y}\}, s) \\ &= \min_{\{\hat{P}, \hat{Y}\}} \max \left(\Theta^{k-1}(P - P_k, \{\hat{P} - P_k, \hat{Y} - y_k\}, s), \Theta^1(P_k, y_k, s) \right) \quad (\text{from Eq. 21}) \\ &= \min_{\{P_k, y_k\}} \max \left(\min_{\{\hat{P} - P_k, \hat{Y} - y_k\}} \Theta^{k-1}(P - P_k, \{\hat{P} - P_k, \hat{Y} - y_k\}, s), \Theta^1(P_k, y_k, s) \right) \\ &= \min_{\{P_k, y_k\}} \max \left(\Theta_{\text{opt}}^{k-1}(P - P_k, s), \Theta^1(P_k, y_k, s) \right) \\ &= \min_{P_k} \max \left(\Theta_{\text{opt}}^{k-1}(P - P_k, s), \min_{y_k} \Theta^1(P_k, y_k, s) \right) \\ &= \min_{P_k} \max \left(\Theta_{\text{opt}}^{k-1}(P - P_k, s), \Theta_{\text{opt}}^1(P_k, s) \right) \quad (22) \end{aligned}$$

As we can see from Eq. 22, a natural recurrence relation exists for the optimal k -sink evacuation time.

Let $T(q, i)$ be evacuation time considering only the first q parts and only in the subpath from x_0 to x_i . From Eq. 22, we can write $T(q, i)$ as:

$$T(q, i) = \min_{0 \leq j \leq i} \max(T(q-1, j-1), w_{ji})$$

where w_{ji} is the optimal 1-sink evacuation time in the subpath from x_j to x_i . There can be multiple values of j (the left end of the last part) for which $T(q, i)$ is minimized. We assume w.l.g that the largest value of minimizing j is always chosen and meant when we say minimizing j value.

B.3 Proof of Property 4

Equation 18 is given by:

$$T(q, i) = \min_{0 \leq j \leq i} \max(T(q-1, j-1), w_{ji}) \quad (23)$$

where w_{ji} is the optimal 1-sink evacuation time in the subpath from x_j to x_i .

Assume j' is the minimizing j value for $T(q, i-1)$ and j'' is the minimizing j value for $T(q, i)$. We need to prove that $j'' \geq j'$.

Assume the contrary, i.e., $j'' < j'$. We now have two cases to deal with:

Case 1: $w_{j'(i-1)} \geq T(q-1, j'-1)$

In this case, the q -sink evacuation time in the subpath from x_0 to x_{i-1} will be $T(q, i-1) = w_{j'(i-1)}$. Now,

$$T(q, i) = \max(T(q-1, j''-1), w_{j''i})$$

Remark 2. The optimal k -sink evacuation time of a path is greater than or equal to the k -sink evacuation time of any of its subpaths. (From Lemma 5)

Since $j'' < j'$,

$$\begin{aligned} T(q-1, j''-1) &\leq T(q-1, j'-1) && \text{(from Remark 2)} \\ &\leq w_{j'(i-1)} && \text{(from case assumption)} \\ &\leq w_{j'i} && \text{(from Remark 2)} \\ &\leq w_{j''i} && \text{(from Remark 2)} \end{aligned} \quad (24)$$

Therefore from Eq. 24, $T(q, i) = w_{j''i}$. Since j'' is the largest minimizing j value for $T(q, i)$ and $j' > j''$,

$$w_{j''i} < \max(T(q-1, j'-1), w_{j'i}) \quad (25)$$

$$= w_{j'i} \quad (26)$$

But from Remark 2, we know that the optimal 1-sink evacuation time of the path $x_{j''} \dots x_i$ cannot be strictly lesser than the 1-sink evacuation time of one of its subpaths $x_{j'} \dots x_i$. Eq. 25 cannot be true. We arrive at a contradiction. Therefore, our assumption that $j'' < j'$ is false for this case. So, $j'' \geq j'$.

Case 2: $w_{j'(i-1)} < T(q-1, j'-1)$

In this case, the q -sink evacuation time in the subpath from x_0 to x_{i-1} will be $T(q, i-1) = T(q-1, j'-1)$. The minimizing j value for $T(q, i)$ is j'' ,

$$T(q, i) = \max(T(q-1, j''-1), w_{j''i})$$

Since j'' is the largest minimizing j value for $T(q, i)$, and $j' > j''$,

$$\max(T(q-1, j''-1), w_{j''i}) < \max(T(q-1, j'-1), w_{j'i}) \quad (27)$$

By the case assumption and the fact that j' is the minimizing j value for $T(q, i-1)$,

$$\begin{aligned} w_{j'(i-1)} &< T(q-1, j'-1) && \text{(from case assumption)} \\ &\leq \max(T(q-1, j''-1), w_{j''(i-1)}) \\ &\leq \max(T(q-1, j''-1), w_{j''i}) && \text{(from Remark 2)} \end{aligned} \quad (28)$$

Therefore,

$$T(q-1, j'-1) \leq \max(T(q-1, j''-1), w_{j''i}) \quad \text{(from Eq. 28)} \quad (29)$$

$$w_{j'i} \leq w_{j''i} \quad \text{(from Remark 2)} \quad (30)$$

From Eqs. 29 and 30,

$$\max(T(q-1, j'-1), w_{j'i}) \leq \max(T(q-1, j''-1), w_{j''i}) \quad (31)$$

We see that Eqs. 27 and 31 contradict each other. Therefore, our assumption that $j'' < j'$ is false for this case. So, $j'' \geq j'$. \square

C The *Bi-Heap* Data Structure

We introduce this data structure to help maintain w_{ji} , the optimal 1-sink evacuation time in the subpath from x_j to x_i as j and i are incremented in $O(\log n)$ time. This maintenance can be done efficiently by combining together various basic data structures, e.g., heaps and 2-3 trees. While not difficult, the details are quite technical.

Remark 3. In the subpath from x_j to x_i , the position of the optimal 1-sink cannot move left if j and/or i are incremented.

C.1 Setup

For any node x_i ($0 \leq i < n$), set $\ell_i = x_{i+1} - x_i$ to be the distance from node i to $i+1$ and $w_i > 0$ be the number of people at node i who need to be evacuated.

Let $\ell_{i,j} = x_j - x_i$ and $W_{i,j} = \sum_{i \leq t \leq j} w_t$. Suppose all edges have fixed uniform capacity c . For $i < j$ the time to evacuate the nodes in $[i, j]$ to node j is $E_{i,j} - 1$ and the time to evacuate the nodes in $[i, j]$ to node j is $E'_{i,j} - 1$ where

$$E_{i,j} = \max_{i \leq t < j} \left(\left\lceil \frac{W_{i,t}}{c} \right\rceil + \ell_{t,j} \right), \quad E'_{i,j} = \max_{i < t \leq j} \left(\left\lceil \frac{W_{t,j}}{c} \right\rceil + \ell_{i,t} \right) \quad (32)$$

In order to maintain the optimal 1-sink evacuation time for the last part, we maintain the left evacuation time $E_{i,j}$ and the right evacuation time $E'_{i,j}$ for the optimal sink. Note that by Remark 3, the optimal sink in the last part cannot move to the left. This implies that we must be able to handle the updates from $E_{i,j}$ to $E_{i+1,j}$ or $E_{i,j+1}$ and from $E'_{i,j}$ to $E'_{i+1,j}$ or $E'_{i,j+1}$.

One method of handling these updates is doing a $O(n^2)$ preprocessing step that precalculates *all* possible $E_{i,j}$ and $E'_{i,j}$ values for later use, using $O(n^2)$ space.

Another approach, the one that will be outlined here, is to create a $O(n)$ size data structure that permits reusing old information about $E_{i,j}$ or $E'_{i,j}$ to calculate the value of $E_{i+1,j}$, $E_{i,j+1}$, $E'_{i+1,j}$, or $E'_{i,j+1}$ in $O(\log n)$ time.

C.2 Some observations

Suppose $i < j$ are given and j is increased by 1. Note that

$$\begin{aligned} E_{i,j+1} &= \max_{i \leq t < j+1} \left(\left\lceil \frac{W_{i,t}}{c} \right\rceil + \ell_{t,j+1} \right) \\ &= \max \left(\max_{i \leq t < j} \left(\left\lceil \frac{W_{i,t}}{c} \right\rceil + \ell_{t,j} + \ell_j \right), \left\lceil \frac{w_j}{c} \right\rceil + \ell_j \right) \end{aligned}$$

That is, the maximum is taken over *almost* the same set of items as $E_{i,j}$ except that ℓ_j is added to all of the old items and one new item is added.

If i is increased by one then

$$\begin{aligned} E_{i+1,j} &= \max_{i+1 \leq t < j} \left(\left\lceil \frac{W_{i+1,t}}{c} \right\rceil + \ell_{t,j} \right) \\ &= \max_{i+1 \leq t < j} \left(\left\lceil \frac{W_{i,t} - w_i}{c} \right\rceil + \ell_{t,j} \right) \end{aligned}$$

The maximum here is again taken over *almost* the same set of items as $E_{i,j}$ except that one item is removed from the set and w_i is subtracted from all of the W_t .

We now examine $E'_{i,j}$ and find that the situation is very similar.

If j is increased by 1 then

$$\begin{aligned} E'_{i,j+1} &= \max_{i < t \leq j+1} \left(\left\lceil \frac{W_{t,j+1}}{c} \right\rceil + \ell_{i,t} \right) \\ &= \max \left(\max_{i < t \leq j} \left(\left\lceil \frac{W_{t,j} + w_{j+1}}{c} \right\rceil + \ell_{i,t} \right), \left\lceil \frac{w_{j+1}}{c} \right\rceil + \ell_{i,j+1} \right) \end{aligned}$$

The maximum is taken over *almost* the same set of items as $E'_{i,j}$ except that w_{j+1} is added to all of the old items and one new item is added.

If i increases by 1 we get

$$\begin{aligned} E'_{i+1,j} &= \max_{i+1 < t \leq j} \left(\left\lceil \frac{W_{t,j}}{c} \right\rceil + \ell_{i+1,t} \right) \\ &= \max_{i+1 < t \leq j} \left(\left\lceil \frac{W_{t,j}}{c} \right\rceil + \ell_{i,t} - \ell_{i+1} \right) \end{aligned}$$

where the maximum is now taken over *almost* the same set of items as $E'_{i,j}$ except that one item is removed from the set and ℓ_{i+1} is subtracted from all of the $\ell_{i,t}$.

C.3 The *Bi-Heap* Data Structure

In order to simplify the exposition we define.

$$\text{Cost}(W, L) = \left\lceil \frac{W}{c} \right\rceil + L.$$

Following the observations in the previous section we note that to solve the problem it suffices to implement a data structure that maintains a set of pairs $Z = \{(W_i, L_i)\}$, allowing the following operations on the set, with each operation requiring only $O(\log n)$ time:

1. *MAX*: returns $\max \{\text{Cost}(W_i, L_i) : (W_i, L_i) \in Z\}$
2. *AddW*(w) : In every $(W_i, L_i) \in Z$, replace W_i by $W_i + w$.
3. *AddL*(ℓ) : In every $(W_i, L_i) \in Z$, replace L_i by $L_i + \ell$.
4. *Insert*((W, L)) : Insert new pair (W, L) into Z
5. *Delete*((W, L)) : Remove pair (W, L) from Z . Note that the input here will be a pointer to the current location of (W, L) in Z .

We will call such a data structure a *Bi-Heap*. $E_{i,j}$ can be evaluated by maintaining a Bi-Heap on the appropriate (W, L) pairs and calculating $E_{i,j}$ via the *MAX* function. $E_{i,j}$ can be updated to $E_{i,j+1}$ in $O(\log n)$ time by first performing a *AddL*(ℓ_j) operation and then an *Insert*((w_j, ℓ_j)) one. The value of $E_{i,j+1}$ is then found by calling *MAX*. A similar observation permits updating in $O(\log n)$ time from $E_{i,j}$ to $E_{i+1,j}$, and from $E'_{i,j}$ to $E'_{i,j+1}$ or $E'_{i+1,j}$.

We will now see how to implement such a data structure.

At time t define $\bar{w}_t = w$ if the current operation is *AddW*(w); define $\bar{\ell}_t = \ell$ if the current operation is *AddL*(ℓ). Otherwise, set $\bar{w}_t = 0$ and $\bar{\ell}_t = 0$. Define $\bar{W}_t = \sum_{t' \leq t} \bar{w}_{t'}$ and $\bar{L}_t = \sum_{t' \leq t} \bar{\ell}_{t'}$. Our algorithm will keep the current value of \bar{W}_t in a variable \bar{W} and the current value of \bar{L}_t in a variable \bar{L} . This can be maintained in $O(1)$ time per step.

The main issue in designing the data structure is dealing with the $\lceil W/c \rceil$ term in the cost function. Observe that $\text{Cost}(W_i, L_i + \ell) = \text{Cost}(W_i, L_i) + \ell$. Thus *AddL*(ℓ) does not change the relative ordering of the items in Z . If $\text{Cost}(W, L)$

was actually defined by $\frac{W}{c} + L$ then $\text{Cost}(W_i + w, L) = \text{Cost}(W_i, L_i) + \frac{w}{c}$ so $\text{AddW}(w)$ would also not change the relative ordering of the items in Z . This means that Z could be maintained by a priority queue in $O(\log n)$ time per operation. The only subtle point is that the priority queue would *not* store the actual current values (W_i, L_i) in the data structure. Let t' be the time at which item (W, L) was inserted. The priority queue will store W, L and the associated values $\bar{W}_{t'}, \bar{L}_{t'}$. The value of the pair in the pair in the priority queue at the current time is

$$(W + \bar{W} - \bar{W}_{t'}, L + \bar{L} - \bar{L}_{t'})$$

which can be calculated on the fly in $O(1)$ time.

The reason this idea does not fully work for the actual problem is that with the real definition

$$\text{Cost}(W, L) = \left\lceil \frac{W}{c} \right\rceil + L$$

the relative ordering of the cost function is *not* maintained under $\text{AddW}(w)$. More specifically, it is not difficult to find examples when $\text{Cost}(W, L) < \text{Cost}(W', L')$ but $\text{Cost}(W + w, L) > \text{Cost}(W' + w, L')$. So, $\text{AddW}(w)$ operations can change the relative ordering of the items in Z under Cost . It is this complication that requires augmenting the data structure.

This issue can be addressed by first partitioning the (W_i, L_i) pairs into (at most) c subsets Z_d , $0 \leq d < c$ where

$$Z_d = \{(W_i, L_i) \in Z : W_i \equiv d \pmod{c}\}$$

Note that

$$\max \{\text{Cost}(W_i, L_i) : (W_i, L_i) \in Z\} = \max_{0 \leq d < c} R_d$$

where

$$R_d = \{\text{Cost}(W_i, L_i) : (W_i, L_i) \in Z_d\}.$$

The idea is, to identify, for each Z_d , the item with largest cost, R_d , and only maintain the maximum over those representative values and not over the full set of items. These R_d will be kept in an auxiliary max-Heap H .

Next note that, if $W \equiv W' \pmod{c}$, then

$$\left\lceil \frac{W + w}{c} \right\rceil - \left\lceil \frac{W}{c} \right\rceil = \left\lceil \frac{W' + w}{c} \right\rceil - \left\lceil \frac{W'}{c} \right\rceil.$$

So, by definition, for fixed d , the items in a fixed Z_d stay in the same cost sorted order after AddW and AddL operations. Thus, the representative of Z_d remains the same after those operations.

Our algorithm will keep each set Z_d in its own max-heap. Note that there is some ambiguity in the labelling of Z_d . Suppose that $(W, L) \in Z_d$. After an $\text{AddW}(w)$ operation W is replaced by $W + w$ so the pair is now in $Z_{d'}$ where

$$d' = (W + w) \pmod{c} = (d + w) \pmod{c}.$$

We therefore label the Max-Heaps by the d values they would have at time $t = 0$. More specifically, we define H_0, H_1, \dots, H_{c-1} , only explicitly storing the non-empty ones. At time t , Z_d will be stored in $H_{d'}$ where $d' + \bar{W}_t \equiv d \pmod{c}$.

We now define the pieces of our data structure

1. \bar{W}, \bar{L} . These values are set to the current values $\bar{W} = \bar{W}_t$, and $\bar{L} = \bar{L}_t$:
2. Max heaps H_0, H_1, \dots, H_{c-1} storing the subsets Z_d
 - (a) Implemented using a binary-tree heap data structure ordered using cost $\lceil W_i/c \rceil + L_i$. Allows identifying the max value, insertion and deletion of an element in $O(\log n)$ time, where n is the number of elements in the heap.
 - (b) Only non-empty Z_d would be stored with one max-heap for each nonempty Z_d
 - (c) Z_d is stored in Heap $H_{d'}$ where $d' = (d - \bar{W}_t) \pmod{c}$.
 - (d) Each entry in a $H_{d'}$ contains the (W, L) values of the pair *at the time of insertion* as well as the values \bar{W}_t, \bar{L}_t *at the time of insertion*.
 - (e) Identifies the largest cost item in Z_d as R_d . This will also be labelled as $r_{d'}$
3. A dictionary D allowing access to the existing $H_{d'}$ heaps by their labels.
 - (a) implemented using a binary tree
4. A special type of max Heap H that stores the (maximum cost) representative from each non-empty Z_d .
 - (a) Stores the representatives, $r_{d'}$ of the non-empty $H_{d'}$ heaps
 - (b) Representatives $r_{d'}$ are stored with their index d' and a pointer to the entry they represent in $H_{d'}$.
 - (c) Permits calculating MAX (of the representatives) in $O(1)$ time and inserting and deleting items from H in $O(\log n)$ time, where n is the current number of items in H .
 - (d) Has one more special operation to be described below.

H will be implemented by using a 2-3 tree with the leaves of the tree being the $r_{d'}$. In a 2-3 tree, all leaves are on the same depth so the height of the tree is $O(\log n)$.

The actual cost of a leaf is not stored (since it is always changing) but can be calculated in $O(1)$ time from its index d' .

The leaves of H are sorted from left to right by increasing index d' . The leaf descendants of any internal node v therefore form a continuous interval of leaf nodes. We let $I(v)$ denote this interval.

Internal node v contain two pieces of information in addition to pointers to its (2 or 3) children and its parent: the *left endpoint* which is the smallest index of a representative in $I(v)$ and the *max cost index* which is the index of the largest cost item in $I(v)$. The information in an internal node can therefore be calculated from the information in its (2 or 3) children; the left endpoint is the smallest of the left endpoints of its (2 or 3) children and the max cost node is the max cost index of its (2 or 3) children that has the largest cost. Note that the max cost index in the root r is the max cost node in $I(r)$ and is therefore the max cost item in Z .

Considering H as a max heap on its leaves, standard techniques permit inserting a new leaf or deleting an old one in $O(n)$ time. Furthermore, note that if ALL the values of all of the leaves in the tree are changed by the same amount ℓ then the tree does not change at all.

We can now complete the description of the Bi-Heap and its operations.

MAX: Simply report the max cost node in H .

Insert(W, L) or Delete(W, L):

Before doing anything else first calculate $d = (W \bmod C)$ to identify the Z_d to which (W, L) belongs and $d' = (d - \bar{W}_t) \bmod c$ to identify the $H_{d'}$ which stores Z_d .

For *Insert*, if Z_d is empty and no such $H_{d'}$ exists, create it and insert $H_{d'}$ into D .

Now insert (W, L) into $H_{d'}$. If this new item is *not* the largest cost item in $H_{d'}$, stop. If it is, then delete the current d' -representative from H and Insert (W, L) into H as the newest d' -representative.

For *Delete* first check if (W, L) is the largest item in $H_{d'}$. If it is not, then just delete it from $H_{d'}$ and stop. If $H_{d'}$ is now empty, delete it from D .

If (W, L) is the largest item in $H_{d'}$ then it is also the d' -representative in H . Delete it from H and $H_{d'}$. If $H_{d'}$ is now empty, delete it from D . If $H_{d'}$ is not empty then insert the largest remaining item in $H_{d'}$ into H as the d' -representative.

AddL(ℓ):

AddL(ℓ) operations only change the actual values of the items but not their relative orderings. So, nothing needs to be changed. The change in ℓ value is taken care of by setting $\bar{L} = \bar{L} + \ell$.

AddW(w): First set $\bar{W} = \bar{W} + w$.

We assume $w > 0$ ($w < 0$ is very similar). Note that for each fixed d , the ordering of the items in Z_d remains invariant after the operation, so the H'_d structures do not change. The only thing that might change is the relative orderings of the r'_d -representatives in H .

First assume $w \equiv 0 \bmod c$. Then, for all (W, L) , $Cost(W+w, L) = Cost(W, L) + w/c$. Thus the relative ordering of the d' representatives in H remains invariant and nothing further needs to be done.

Otherwise, $w = \bar{k}c + \bar{d}$ where \bar{k}, \bar{d} are integers and $\bar{d} > 0$. Thus $\lceil w/c \rceil = \bar{k} + 1$. Now let $(W, L) \in Z_d$. Then $W = kc + d$ and

$$Cost(W, L) = \begin{cases} k + L, & \text{if } d = 0 \\ k + L + 1, & \text{if } d \neq 0 \end{cases}.$$

Thus, if $W \in Z_d$, then

$$Cost(W + w, L) = \left\lceil \frac{kc + \bar{k}c + d + \bar{d}}{c} \right\rceil + L \quad (33)$$

$$= \begin{cases} k + L + \bar{k} + 1 & \text{if } d + \bar{d} \leq c \\ k + L + 2, & \text{if } d + \bar{d} > c \end{cases} \quad (34)$$

$$= \begin{cases} Cost(W, L) + \lceil w/c \rceil, & \text{if } d = 0 \\ Cost(W, L) + \lceil w/c \rceil - 1, & \text{if } d \neq 0, d + \bar{d} \leq c \\ Cost(W, L) + \lceil w/c \rceil, & \text{if } d + \bar{d} > c \end{cases} \quad (35)$$

$$= \begin{cases} Cost(W, L) + \lceil w/c \rceil - 1, & \text{if } 0 < d \leq c - \bar{d} \\ Cost(W, L) + \lceil w/c \rceil, & \text{otherwise} \end{cases} \quad (36)$$

For algorithmic purposes we need to transform d into d' . Recall that $d = d' + \bar{W}_t \bmod c$. Set $x = \bar{W}_t \bmod c$. Then $d = d' + x \bmod c$.

There are three cases. The first is that $x = 0$. In this case $d' = d$ and (36) stays the same after substituting d' for d .

In the second $c - \bar{d} \leq x < c$ or equivalently, $0 < c - x \leq \bar{d}$. (36) can now be rewritten as

$$Cost(W + w, L) = \begin{cases} Cost(W, L) + \lceil w/c \rceil - 1, & \text{if } c - x < d' \leq c - \bar{d} + c - x \\ Cost(W, L) + \lceil w/c \rceil, & \text{otherwise} \end{cases} \quad (37)$$

The final case is $0 < x < c - \bar{d}$, for which (36) can be rewritten as

$$Cost(W + w, L) = \begin{cases} Cost(W, L) + \lceil w/c \rceil, & \text{if } c - \bar{d} - x < d' \leq c - x \\ Cost(W, L) + \lceil w/c \rceil - 1, & \text{otherwise} \end{cases} \quad (38)$$

Now define $I_x \subseteq [0, c)$ as follows:

$$I_x = \begin{cases} (0, c - \bar{d}] & \text{if } x = 0 \\ (c - \bar{d} - x, c - x] & \text{if } 0 < x < c - \bar{d} \\ (c - x, c - \bar{d} + c - x] & \text{if } c - \bar{d} \leq x < c \end{cases} \quad (39)$$

Suppose that $r_{i'}$ and $r_{j'}$ are any two $r_{d'}$ representatives in H and an $AddW(w)$ operation has just been performed.

If $w \bmod c = 0$ then the relative ordering of $r_{i'}$ and $r_{j'}$ does not change so H remains unchanged and nothing further needs to be done.

Otherwise, let $x = \bar{W}_t \bmod c$ after the $AddW(w)$ operation. If $r_{i'}$ and $r_{j'}$ are either both in I_x or both outside I_x then they both get changed by the same amount and their relative ordering remains unchanged.

In H this means the *max cost index* of internal node v can only change if there are two leaf nodes in $I(v)$ such that one of the nodes is in I_x and one outside of I_x , i.e., $I_x \cap I(v) \neq \emptyset$.

We will now see that the number of such v is $O(\log n)$ and their *max cost indices* can be updated in $O(\log n)$ total time.

Set i be the smallest leaf index in H in I_x and j the largest leaf index in H in I_x and set $I = [i, j]$. Note that i, j can be found in $O(\log n)$ time using tree traversal. By definition $I_x \cap I(v) = I \cap I(v)$ so we will restrict ourselves to examining $I \cap I(v)$. Let h be the lowest common ancestor of i', j' in H and r the root of H .

By the construction of the tree it is easy to see that if $I(v) \cap I' \neq \emptyset$ then v must be on (a) the path from i to h , (b) the path from j to h or the path from h to r . Since the tree has height $O(\log n)$ These paths together only contain $O(\log n)$ vertices.

The algorithm is then to (a) walk up the path from i' to h changing the max-cost values as appropriate (this can be done in $O(1)$ time per step since a node only needs to examine its (2 or 3) children, (b) similarly walk up the path from j' to h and then (c) from h to r . In total, this requires only $O(\log n)$ time. After these walks are finished all internal nodes contain the correct max-cost values, so the algorithm is done.

D Proofs for Structure of Worst-Case Scenarios

D.1 Proof of Lemma 1

The lemma states if $s_B^* \in \mathcal{S}$ is transformed such that $w_i(s_B^*) = w_i^-$ if $x_i \notin P_d$, then it remains a *worst-case scenario*. We prove this lemma by first assuming a *worst-case scenario* $s^* \in \mathcal{S}$ and showing a transformation to s_B^* with the required structure.

Consider a *worst-case scenario* $s^* \in \mathcal{S}$ with dominant part P_d . Now construct a new scenario s_B^* from s^* by making the following changes:

1. $w_i(s_B^*) = w_i(s^*)$ for $x_i \in P_d$, and
2. $w_i(s_B^*) = w_i^-$ for $x_i \notin P_d$.

By making this change, the evacuation time for algorithm A 's choice of $\{\hat{P}, \hat{Y}\}$ does not change since the scenario within the dominant part P_d is unchanged. Thus,

$$\Theta^k(P, \{\hat{P}, \hat{Y}\}, s_B^*) = \Theta^k(P, \{\hat{P}, \hat{Y}\}, s^*) \quad (40)$$

Since by making this change, we are only reducing the number of people in the buildings, the optimal evacuation time can only decrease. Thus,

$$\Theta_{\text{opt}}^k(P, s_B^*) \leq \Theta_{\text{opt}}^k(P, s^*) \quad (41)$$

By subtracting equations 40 and 41, we can see that the regret under scenario s_B^* cannot be lesser than in s^* . This implies that s_B^* is also a *worst-case scenario* with dominant part $P_d \in \hat{P}$ such that $w_i(s_B^*) = w_i^-$ if $x_i \notin P_d$. \square

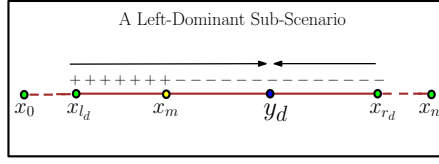


Fig. 3: A *left-dominant worst-case scenario* in path P_d

D.2 Proof of Lemma 2

Consider any arbitrary *worst-case scenario* $s^* \in \mathcal{S}$ with dominant part $P_d \in \hat{P}$. We will show a construction from s^* to $s_B^* \in \mathcal{S}$ such that the sub-scenario within P_d lies in $\mathcal{S}_L^d \cup \mathcal{S}_R^d$.

The sink chosen by algorithm A in part P_d is y_d . Let x_{l_d} (resp. x_{r_d}) be the leftmost (resp. rightmost) node in P_d . Without loss of generality, let us assume that $\Theta_L(P_d, y_d, s^*) > \Theta_R(P_d, y_d, s^*)$, i.e., the left evacuation time dominates in P_d for sink y_d under *worst-case scenario* s^* . By the equation defined by Eq. 3,

$$\Theta_L(P_d, y_d, s^*) = \max_{l_d \leq i \leq r_d} \left\{ (x - y_d)\tau + \sum_{l_d \leq j \leq i} w_j(s^*) \mid y_d > x_i \right\}$$

let m be the index of the node which maximizes the above term.

We will now show the transformation from s^* to s_B^* . Consider a node x_t . If $x_t \in \{x_{m+1}, \dots, x_{r_d}\}$, then by making $w_t(s_B^*) = w_y^-$,

$$\begin{aligned} \Theta_L(P_d, y_d, s_B^*) &= \Theta_L(P_d, y_d, s^*) \\ \Theta_{\text{opt}}^k(P, s_B^*) &\leq \Theta_{\text{opt}}^k(P, s^*) \end{aligned}$$

In other words, the evacuation time is unchanged and the optimal k -sink evacuation time cannot increase. Thus, the regret in s_B^* cannot be greater than the regret in s^* after this transformation.

If $x_t \in \{x_{l_d}, \dots, x_m\}$, then by making $w_t(s_B^*) = w_t^+$ (See Fig. 3),

$$\begin{aligned} \Theta_L(P_d, y_d, s_B^*) &= \Theta_L(P_d, y_d, s^*) + (w_t^+ - w_t(s^*)) \\ \Theta_{\text{opt}}^k(P, s_B^*) &\leq \Theta_{\text{opt}}^k(P, s^*) + (w_t^+ - w_t(s^*)) \end{aligned}$$

Thus, again by this transformation the regret in s_B^* cannot be greater than the regret in s^* . By these two transformations, we have constructed a *left-dominant* sub-scenario within P_d . A similar proof exists for constructing a *right-dominant* sub-scenario when the right evacuation time dominates.

Therefore, the sub-scenario in P_d lies in the set $\mathcal{S}_L^d \cup \mathcal{S}_R^d$. \square

D.3 Proof of Property 1

We are given the k -partition $\hat{P} = \{P_1, P_2, \dots, P_k\}$ by algorithm A . If we know the dominant part $P_d \in \hat{P}$, then Thm. 1 established the structure of candidate *worst-case scenarios*.

Let ℓ_i be the number of nodes in part $P_i \in \hat{P}$. It is easy to see that $\sum_{1 \leq i \leq k} (\ell_i) = n$. If P_d were the dominant part, then there are a possible $O(\ell_d)$ *worst-case scenarios* (from Thm. 1). Thus, the total number of candidate worst-case scenarios (assuming each P_i to be the dominant part) is $O(\sum_{1 \leq i \leq k} (\ell_i))$ which is $O(n)$. \square

D.4 Proof of Property 2

Irrespective of the choice of $\{\hat{P}, \hat{Y}\}$ by algorithm A , the *worst-case scenario* chosen by adversary B , $s_B^* \in \mathcal{S}^*$, is always of the form described in Thm. 1. Looked at from the perspective of path P , for some pair of integers (t_1, t_2) such that $(0 \leq t_1 \leq t_2 \leq n+1)$, s_B^* can be broken down as:

$$s_B^* = \begin{cases} w_i^- & , 0 \leq i < t_1 \\ w_i^+ & , t_1 \leq i < t_2 \\ w_i^- & , t_2 \leq i \leq n \end{cases}$$

There are $O(n^2)$ possible values for (t_1, t_2) . Therefore, there are $O(n^2)$ possible *worst-case scenarios*, i.e., $|\mathcal{S}^*| = O(n^2)$.

E Proofs for the Characterization of Minimax-Regret

E.1 Proof of Lemma 3

Consider the part P_i with left end (resp. right end) as vertex x_{l_i} (resp. x_{r_i}). Let P'_i be the part with one node appended to the right of part P_i , its left end is x_{l_i} and its right end is x_{r_i+1} . From Eq. 11, the minimax-regret for ADP (Assumed Dominant Part) P_i and ADP P'_i can be written as:

$$R_{l_i r_i} = \min_{l_i \leq t \leq r_i} \{R_{l_i r_i}(x_t)\}$$

$$R_{l_i(r_i+1)} = \min_{l_i \leq t \leq r_i+1} \{R_{l_i(r_i+1)}(x_t)\}$$

We associate $R_{l_i r_i}$ with a sequence of terms $Z = (R_{l_i r_i}(x_{l_i}), R_{l_i r_i}(x_{l_i+1}), \dots, R_{l_i r_i}(x_{r_i}))$ where $R_{l_i r_i}$ is the minimum of the terms in the sequence Z . Similarly, we associate $R_{l_i(r_i+1)}$ with sequence $Z' = (R_{l_i(r_i+1)}(x_{l_i}), R_{l_i(r_i+1)}(x_{l_i+1}), \dots, R_{l_i(r_i+1)}(x_{r_i+1}))$. Note that Z' has one more term than Z , which is $R_{l_i(r_i+1)}(x_{r_i+1})$.

Claim. For subpaths P_i and P'_i , $R_{l_i r_i}(x_t) \leq R_{l_i(r_i+1)}(x_t)$ for $(l_i \leq t \leq r_i)$ and $R_{l_i r_i}(x_{r_i}) \leq R_{l_i(r_i+1)}(x_{r_i+1})$. In other words, we claim that every element in sequence Z' is greater than or equal to some element in Z .

Proof. Consider some node $x_t (l_i \leq t \leq r_i)$. From Eq. 10, we know that

$$R_{l_i r_i}(x_t) = \max_{s \in \mathcal{S}^*} R_{l_i r_i}(s, x_t)$$

where $R_{l_i r_i}(s, x_t)$ is the regret with ADP P_i for sink x_t under scenario s . Let s^* be the *worst-case scenario* which maximizes the term $R_{l_i r_i}(s, x_t)$. Since P_i is a subpath of P'_i , the evacuation time for sink x_t under scenario s^* in P_i is lesser than or equal to that in P'_i ,

$$\begin{aligned}\Theta^1(P_i, x_t, s^*) &\leq \Theta^1(P'_i, x_t, s^*) \\ \Theta^1(P_i, x_t, s^*) - \Theta_{\text{opt}}^k(P, s^*) &\leq \Theta^1(P'_i, x_t, s^*) - \Theta_{\text{opt}}^k(P, s^*) \\ R_{l_i r_i}(x_t, s^*) &\leq R_{l_i(r_i+1)}(x_t, s^*)\end{aligned}$$

Since, s^* is the maximizing term for $R_{l_i r_i}(x_t)$,

$$\begin{aligned}R_{l_i r_i}(x_t) &\leq R_{l_i(r_i+1)}(x_t, s^*) \\ &\leq \max_{s \in \mathcal{S}^*} R_{l_i(r_i+1)}(x_t, s) \\ &= R_{l_i(r_i+1)}(x_t)\end{aligned}\tag{42}$$

Thus, for $x_t (l_i \leq t \leq r_i)$, $R_{l_i r_i}(x_t) \leq R_{l_i(r_i+1)}(x_t)$. Consider s^* to be the *worst-case scenario* which maximizes the regret $R_{l_i r_i}(s, x_{r_i})$. Under scenario s^* , for sink $x_{r_i} \in P_i$, the evacuation time in P_i is equal to the left evacuation time as there are no people to evacuate to the right. Similarly, for sink $x_{r_i+1} \in P'_i$, the evacuation time in P'_i equals the left evacuation time. But since x_{r_i+1} lies to the right of x_{r_i} , the left evacuation time for x_{r_i+1} will be greater than or equal to the left evacuation time for x_{r_i} , i.e.,

$$\begin{aligned}\Theta^1(P_i, x_{r_i}, s^*) &\leq \Theta^1(P'_i, x_{r_i+1}, s^*) \\ \Theta^1(P_i, x_{r_i}, s^*) - \Theta_{\text{opt}}^k(P, s^*) &\leq \Theta^1(P'_i, x_{r_i+1}, s^*) - \Theta_{\text{opt}}^k(P, s^*) \\ R_{l_i r_i}(x_{r_i}, s^*) &\leq R_{l_i(r_i+1)}(x_{r_i+1}, s^*)\end{aligned}$$

Since, s^* is the maximizing term for $R_{l_i r_i}(x_{r_i})$,

$$\begin{aligned}R_{l_i r_i}(x_{r_i}) &\leq R_{l_i(r_i+1)}(x_{r_i+1}, s^*) \\ &\leq \max_{s \in \mathcal{S}^*} R_{l_i(r_i+1)}(x_{r_i+1}, s) \\ &= R_{l_i(r_i+1)}(x_{r_i+1})\end{aligned}\tag{43}$$

From Eqs. 42 and 43, we can see that all the terms in sequence Z' is greater than or equal to some term in sequence Z . \square

Corollary 1. *The minimum of the terms in sequence Z ($= R_{l_i r_i}$) is lesser than or equal to the minimum of the terms in Z' ($= R_{l_i(r_i+1)}$) (Follows from the previous claim).*

Thus, $R_{l_i r_i} \leq R_{l_i(r_i+1)}$ and by a symmetrical argument, $R_{l_i r_i} \leq R_{(l_i-1)r_i}$. \square

E.2 Proof of Lemma 4

Let $\mathcal{R} = \max_{1 \leq i \leq q} \{R_{l_i r_i}\}$ and $\mathcal{R}' = \max_{1 \leq i \leq q} \{R_{l'_i r'_i}\}$. We have to prove that $\mathcal{R} \leq \mathcal{R}'$.

Assume the contrary, i.e., $\mathcal{R} > \mathcal{R}'$, i.e.,

$$\max_{1 \leq i \leq q} \{R_{l_i r_i}\} > \max_{1 \leq i \leq q} \{R_{l'_i r'_i}\}$$

Now, let us consider the q -partition $\hat{P}_q = \{P_1, P_2, \dots, P_q\}$. Now, consider the q -partition of \hat{P}'_q but only upto x_{r_q} , i.e., restricting the q^{th} part to end at x_{r_q} . Let us call this \hat{P}''_q . In the q -partition \hat{P}''_q , the q^{th} part is smaller than the q^{th} part in \hat{P}'_q (by 1 node). Therefore, by Lemma 3, the minimax-regret for the q^{th} part being the ADP in \hat{P}''_q is lesser than or equal to the minimax-regret for the q^{th} part as ADP in \hat{P}'_q . All the other parts in \hat{P}''_q have the same ADP minimax-regret as the parts in \hat{P}'_q . Therefore, if \mathcal{R}'' denotes the minimax-regret for the q -partition \hat{P}''_q , then $\mathcal{R}'' \leq \mathcal{R}'$. This implies that $\mathcal{R}'' < \mathcal{R}$, which contradicts our assumption that \mathcal{R} was the minimax-regret considering the first q parts as ADPs with right end of the q^{th} part fixed at x_{r_q} .

Therefore, $\mathcal{R} \leq \mathcal{R}'$.

F Proofs for Minimax-Regret Binary-Search Based Algorithm

F.1 Calculation of $R_{l_i r_i}$ for all P_i in $O(kn^2 \log n)$ time

From Property 1, we know that there are $O(n)$ candidate *worst-case scenarios* given the k -partition \hat{P} . Let \mathcal{S}_B^* be the set of these $O(n)$ scenarios. In order to find the minimax-regret given the k -partition \hat{P} , we can use the following simple procedure:

1. For every scenario $s_B^* \in \mathcal{S}_B^*$ ($O(n)$ scenarios):
 - Find the optimal k -sink evacuation solution for s_B^* . ($O(n.k \log n)$ time) and store in $\Theta_{\text{opt}}^k(P, s_B^*)$.
2. For every part $P_i (0 \leq i \leq k)$:
 - (a) For every candidate scenario $s_B^* \in \mathcal{S}_B^*$ ($O(n)$ scenarios by Property 1):
 - Find $R_{l_i r_i}(s_B^*, x_j) \forall x_j \in P_i$. (in $O(n)$ time, see Appendix F.3)
3. For every possible sink $x_j (0 \leq j \leq n)$ ($O(n)$ sinks):
 - Find $R_{l_i r_i}(x_j)$ by finding $\max_{s_B^* \in \mathcal{S}_B^*} R_{l_i r_i}(s_B^*, x_j)$. ($O(n)$ time).
4. For every part $P_i (0 \leq i \leq k)$:
 - Find $R_{l_i r_i}$ by finding $\min_{l_i \leq j \leq r_i} R_{l_i r_i}(x_j)$. ($O(n)$ time for all parts combined)
5. The minimax-regret is the maximum of all $R_{l_i r_i}$ values. ($O(n)$ time)

As we can see, this simple procedure to find the minimax-regret $R_{l_i r_i}$ for all P_i given the k -partition \hat{P} takes $O(kn^2 \log n)$ time.

F.2 Proof of Property 3

If the parts $\{P_{i+1}, P_{i+2}, \dots, P_k\}$ are fixed, then consider the left end of the i^{th} part to be at x_{l_i} . If the minimax-regret for the entire path is \mathcal{R} , we can write it as:

$$\begin{aligned}\mathcal{R} &= \max_{1 \leq j \leq k} \{R_{l_j r_j}\} \\ &= \max \left(\max_{1 \leq j \leq i-1} R_{l_j r_j}, \max_{i \leq j \leq k} R_{l_j r_j} \right)\end{aligned}\quad (44)$$

Now if we move the left end of the i^{th} part to $x_{l_{i+1}}$, then by Lemma 3, we know that $R_{(l_i+1)r_i} \leq R_{l_i r_i}$. The values of $R_{l_j r_j}$ for $j = i+1, \dots, k$ do not change as those parts do not change. This means the term $\max_{i \leq j \leq k} R_{l_j r_j}$ in Eq. 44 cannot increase. Also, by Lemma 4, we know that the minimax-regret considering only the first $i-1$ parts as ADPs cannot decrease. This means that in Eq. 44, the term $\max_{1 \leq j \leq i-1} R_{l_j r_j}$ cannot decrease. Therefore, \mathcal{R} is unimodal as a function of the left end of the i^{th} part if the parts $\{P_{i+1}, \dots, P_k\}$ are fixed. \square

F.3 Algorithm to find $R_{l_i r_i}(s_B^*, x_j) \forall x_j \in P_i$ in $O(n)$ time

Given a *worst-case scenario* $s_B^* \in \mathcal{S}_B^*$ (or any arbitrary scenario in fact) and an Assumed Dominant Part (ADP) $P_i \in \hat{P}$ with left end (resp. right end) as x_{l_i} (resp. x_{r_i}), we first give a simple procedure to calculate $\Theta^1(P_i, x_j, s_B^*) \forall j (l_i \leq j \leq r_i)$, the 1-sink evacuation time in P_i for all possible sinks $x_j \in P_i$ under scenario s_B^* .

We first prove the following lemma which will help us in proposing an efficient procedure:

Lemma 6. *Consider a subpath(part) $P_i \in \hat{P}$ and a sink $x_j \in P_i$. Let us consider the left evacuation time which is the maximum of the evacuation functions of the vertices to the left of x_j (from Eq. 3). Let m (resp. x_m) be the index (resp. vertex) which maximizes this function. If we move the sink from x_j to x_{j+1} , then the maximizing index (resp. vertex) for the left evacuation to x_{j+1} would be either m (resp. x_m) or j (resp. x_j). The same statement holds symmetrically for the right evacuation time.*

Proof. From Eq. 3, the left evacuation time for sink $x_j \in P_i$ is:

$$\Theta_L(P_i, x_j, s_B^*) = \max_{l_i \leq t \leq r_i} \left\{ (x_j - x_t)\tau + \sum_{l_i \leq z \leq t} w_z(s_B^*) \mid x_j > x_t \right\}$$

and the maximizing term is $t = m$. Now, when the sink is moved to x_{j+1} , notice that the only change in the evacuation function of a node is the addition of the length $|x_{j+1} - x_j|$. Therefore, the evacuation function among the nodes $\{x_{l_i}, \dots, x_{j-1}\}$ is still maximum for x_m . Also, the evacuation function of one new node x_j (the previous sink) is added as a candidate for the maximum term.

Therefore, the new maximum can be calculate by one comparison of the evacuation function between the old maximum (for x_m) and newly added term (for x_j). \square

The following procedure will find $\Theta^1(P_i, x_j, s_B^*) \forall j (l_i \leq j \leq r_i)$ given scenario s_B^* :

1. For $x_j \in P_i$ (Iterating from $j = l_i$ to r_i):
 - Find left evacuation time for x_j in $O(1)$ time (Lemma 6)
2. For $x_j \in P_i$ (Iterating back from $j = r_i$ to l_i):
 - Find right evacuation time for x_j in $O(1)$ time (Lemma 6)
3. For $x_j \in P_i$:
 - Use the max of left and right evacuation times to find the evacuation time for x_j under scenario s_B^* .

From this procedure, we can find out $\Theta^1(P_i, x_j, s_B^*)$, the evacuation time in P_i under sink $x_j \forall j (l_i \leq j \leq r_i)$ in $O(n)$ time. Since we already know $\Theta_{\text{opt}}^k(P, s_B^*)$ (from the previous step of the procedure in Sec. 5), the optimal k -sink evacuation time for s_B^* , $R_{l_i r_i}(s_B^*, x_j) (= \Theta^1(P_i, x_j, s_B^*) - \Theta_{\text{opt}}^k(P, s_B^*))$ can be determined in $O(n)$ time.

G An $O(kn)$ DP Implementation for the Minimax-Regret k -Sink Location Problem

G.1 DP Algorithm for Minimax-Regret k -Sink Location

A naive DP table filling procedure of the recurrence in Eq. 14 will take $O(kn^2)$ time. Also, the minimax-regret k -partition and sinks can be reconstructed by storing the optimizing values during the DP without adding any extra time complexity. We observe two crucial properties (very similar to the Properties 4 and 5) which helps bring down the running time.

Property 6. In the recurrence given by Eq. 14, keeping q (number of parts) fixed, if we increment i , then the minimizing j value cannot decrease.

Proof. See Appendix G.2

Property 7. In the recurrence given by Eq. 14, keeping i and q fixed, $\max(M(q-1, j-1), R_{ji})$ is unimodal with a unique minimum value as a function of j .

Proof. See Appendix G.3

Therefore, because of the two properties stated above, we observe that Remark 1 also holds true for this recurrence thereby allowing us to update j in an amortized $O(1)$ time. The new recurrence is:

$$M(q, i) = \min_{j' \leq j \leq i} \max(M(q-1, j-1), R_{ji}) \quad (45)$$

where j' is the optimum value of j for $M(q, i-1)$.

The DP procedure is illustrated below:

1. Fill in $M(1, i) = R_{0i}$ ($0 \leq i \leq n$). ($O(n)$ time)
2. For $q \leftarrow 2$ to k :
 - $j \leftarrow 0$
 - (a) For $i \leftarrow 0$ to n :
 - Do $j \leftarrow j + 1$ till minimum of $\max(M(q-1, j-1), R_{ji})$ is found which is equal to $M(q, i)$.
 - Store $M(q, i)$ in the DP table.

For a given value of q (number of parts), i and j are incremented atmost n times each and each increment is handled in $O(1)$ time. Therefore, the running time is $O(kn)$.

G.2 Proof of Property 6

The proof for this property is very similar to the proof for Property 4 because of the similar nature the optimal evacuation time recurrence and the minimax-regret recurrence.

Equation 14 is given by:

$$M(q, i) = \min_{0 \leq j \leq i} \max(M(q-1, j-1), R_{ji}) \quad (46)$$

where R_{ji} is the minimax-regret with ADP(Assumed Dominant Part) as the part with left end x_j and right end x_i .

Assume j' is the minimizing j value for $M(q, i-1)$ and j'' is the minimizing j value for $M(q, i)$. We need to prove that $j'' \geq j'$.

Assume the contrary, i.e., $j'' < j'$. We now have two cases to deal with:

Case 1: $R_{j'(i-1)} \geq M(q-1, j'-1)$

In this case, the minimax-regret calculated in the subpath from x_0 to x_{i-1} for q parts will be $M(q, i-1) = R_{j'(i-1)}$. Now,

$$M(q, i) = \max(M(q-1, j''), R_{j''i})$$

Remark 4. Consider the minimax-regret considering only the first q parts as ADPs. This minimax-regret calculated when these first q parts are restricted to a path is greater than or equal to the minimax-regret when the first q parts are restricted to any of its subpaths.

Proof. This follows from Lemma 4, where it is proved when a path is extended to the right by a node. By symmetry, it is also true when the path is extended to the left. \square

Since $j'' < j'$,

$$\begin{aligned}
 M(q-1, j''-1) &\leq M(q-1, j'-1) && \text{(from Remark 4)} \\
 &\leq R_{j'(i-1)} && \text{(from case assumption)} \\
 &\leq R_{j'i} && \text{(from Remark 4)} \\
 &\leq R_{j''i} && \text{(from Remark 4)}
 \end{aligned} \quad (47)$$

Therefore from Eq. 47, $M(q, i) = R_{j''i}$. Since j'' is the largest minimizing j value for $M(q, i)$ and $j' > j''$,

$$R_{j''i} < \max(M(q-1, j'-1), R_{j'i}) \quad (48)$$

$$= R_{j'i} \quad (49)$$

But from Lemma 3, we know that $R_{j''i} \geq R_{j'i}$. Eq. 48 cannot be true. We arrive at a contradiction. Therefore, our assumption that $j'' < j'$ is false for this case. So, $j'' \geq j'$.

Case 2: $R_{j'(i-1)} < M(q-1, j'-1)$

In this case, $M(q, i-1) = M(q-1, j'-1)$. The minimizing j value for $M(q, i)$ is j'' ,

$$M(q, i) = \max(M(q-1, j''-1), R_{j''i})$$

Since $j'' < j'$,

$$\max(M(q-1, j''-1), R_{j''i}) < \max(M(q-1, j'-1), R_{j'i}) \quad (50)$$

By the case assumption and the fact that j' is the minimizing j value for $M(q, i-1)$,

$$\begin{aligned} R_{j'(i-1)} &< M(q-1, j'-1) && \text{(from case assumption)} \\ &\leq \max(M(q-1, j''-1), R_{j''(i-1)}) \\ &\leq \max(M(q-1, j''-1), R_{j''i}) && \text{(from Remark 4)} \end{aligned} \quad (51)$$

Therefore,

$$M(q-1, j'-1) \leq \max(M(q-1, j''-1), R_{j''i}) \quad \text{(from Eq. 51)} \quad (52)$$

$$R_{j'i} \leq R_{j''i} \quad \text{(from Remark 4)} \quad (53)$$

It is easy to see that Eqs. 50, 52 and 53 contradict each other. Therefore, our assumption that $j'' < j'$ is false for this case. So, $j'' \geq j'$. \square

G.3 Proof of Property 7

The minimax-regret is given by the recurrence in Eq. 14:

$$M(q, i) = \min_{0 \leq j \leq i} \{\max(M(q-1, j-1), R_{ji})\}$$

Keeping q and i fixed, if we increment j , then by Lemma 3, R_{ji} cannot increase and by Lemma 4, $M(q-1, j-1)$ cannot decrease. This implies that $\max(M(q-1, j-1), R_{ji})$ is unimodal as a function of j . \square

H Reduction of R_{ji} Precomputation Time from $O(n^5)$ to $O(n^3)$

In Sect. 7.1, we had given an $O(n^5)$ procedure for the precomputation of R_{ji} 's. Here, we will reduce the precomputation time to $O(n^3)$.

H.1 A Lookup Table for Step 4 - $O(n^4)$

In Step 4 of the Naive approach (in Sect. 7.1), we take $O(n)$ time to compute the regret because of the calculation of the evacuation time on a subpath given a sink and a scenario. Instead, we can construct an $O(1)$ time lookup data structure in $O(n^3)$ time. A (subpath, sink, scenario) query to the structure will yield the 1-sink evacuation time in the subpath for the sink under the scenario in $O(1)$ time (For details see Appendix I.1.) Now, finding the regret for a (subpath, sink, scenario) triplet can be done in $O(1)$ time. Thus, the time for precomputation of R_{ji} comes down to $O(n^4)$.

H.2 Amortization on Step 2 - $O(n^3)$

In Step 2, for each subpath, we are checking $O(n)$ possible minimax-regret sink locations. Instead, if the following two lemmas were true, we would only need to check an amortized $O(1)$ sink locations.

Lemma 7. *Consider an ADP (Assumed Dominant Part) with leftmost (resp. rightmost) node as x_l (resp. x_r). Let x_t ($l \leq t \leq r$) be the minimax-regret sink which minimizes the max-regret. In the subpath from x_l to x_{r+1} (extending the right end of the part), there exists a minimax-regret sink at some x_i , where $i \geq t$.*

Proof. See Appendix I.2.

Lemma 8. *Consider an ADP with leftmost (resp. rightmost) node as x_l (resp. x_r). The max-regret for a sink x_i ($l \leq i \leq r$) is $R_{lr}(x_i)$. $R_{lr}(x_i)$ is unimodal with a unique minimum value as a function of the sink x_i ($l \leq i \leq r$).*

Proof. See Appendix I.3.

By using Lemmas 7 and 8, we can see that by appending a node to the right of a subpath, the minimax-regret sink cannot move to the left and it is possible to locate the minimax-regret sink in the subpath by scanning linearly to right of the previous minimax-regret sink. Thus, the precomputation of R_{ji} 's can be rewritten to be completed in $O(n^3)$ time as follows:

1. Consider some x_l as the left end of the subpath, move the right-end x_r away from x_l . There are $O(n)$ possible right-ends to a left end x_l .
2. By Lemmas 7 and 8, the minimax-regret sink x_t cannot move to the left as the right-end x_r increases. Therefore over all possible right-ends x_r , t (index of current minimax-regret sink) is incremented only $O(n)$ times, i.e., only an amortized $O(1)$ sink locations need to be checked for a right-end x_r .
3. Each candidate minimax-regret sink has $O(n)$ possible *worst-case scenarios* s_B^* . The regret can be looked up in $O(1)$ time because of the precomputation in Sect. H.1. The *max-regret* for the sink over all possible *worst-case scenarios* s_B^* can be calculated in $O(n)$ time.
4. There are $O(n)$ possible left ends x_l to consider.
5. Therefore, the total running time is $O(n^3)$.

I Proofs for the precomputation of R_{ji} 's

I.1 Construction of Lookup Table for the 1-sink evacuation time for any (subpath,sink,scenario) triplet in $O(n^3)$ time

We are going to show a method by which we can construct a $O(1)$ time lookup structure for the evacuation time of any subpath with left end x_l and right end x_r , for a sink $x_t (l \leq t \leq r)$ within the subpath under all candidate *worst-case scenarios* in $s_B^* \in \mathcal{S}^*$.

Now, according to the proof of Lemma 2 given in Appendix D.2, the *worst-case scenario* for a sink in a subpath is either *left-dominant* or *right-dominant* and the weights of the vertices transform from w_i^- to w_i^+ at a node x_m which maximizes the *evacuation function* for that sink (Refer Fig. 3). Therefore, a *left-dominant* or *right-dominant* scenario in a subpath from x_l to x_r with sink x_t can be represented by a vertex x_m which is the transition point of the weights from w_i^- to w_i^+ .

We are going to construct two tables:

- $\mathcal{L}(x_l, x_m, x_t)$ - Stores the evacuation time in subpath from x_l to x_t under a *left-dominant* scenario with transition vertex $x_m (l \leq m < t)$.
- $\mathcal{R}(x_t, x_m, x_r)$ - Stores the evacuation time in subpath from x_t to x_r under a *right-dominant* scenario with transition vertex $x_m (t < m \leq r)$.

Conceptually, tables \mathcal{L} and \mathcal{R} store the left and right evacuation time for a sink, subpath and scenario. The evacuation time in a subpath from x_l to x_r for a sink $x_t (l \leq t \leq r)$ under a candidate *worst-case scenario* which has transition vertex x_m is:

- $\max(\mathcal{L}(x_l, x_m, x_t), \mathcal{R}(x_t, x_m, x_r))$, if $x_m < x_t$ (a *left-dominant* scenario), or
- $\max(\mathcal{L}(x_l, x_l, x_t), \mathcal{R}(x_t, x_m, x_r))$, if $x_m > x_t$ (a *right-dominant* scenario).

Therefore, any (subpath,sink,scenario) query for the evacuation time in a subpath for a sink under a scenario can be looked up in $O(1)$ time if we have the tables \mathcal{L} and \mathcal{R} .

We now show how to calculate the table $\mathcal{R}(x_t, x_m, x_r)$. Table $\mathcal{L}(x_l, x_m, x_t)$'s construction is symmetric. For a given sink x_t and the right end x_r , $x_m (t < m \leq r)$ has a possible $O(n)$ locations. The following procedure fills up the \mathcal{R} table:

1. For $t \leftarrow 0$ to $n - 1$: ($O(n)$)
 - (a) For $r \leftarrow t + 1$ to n : ($O(n)$)
 - Calculate $\mathcal{R}(x_t, x_{t+1}, x_r)$ normally in $O(n)$ time.
 - i. For $m \leftarrow t + 2$ to r : ($O(n)$)
 - $\mathcal{R}(x_t, x_m, x_r) = \mathcal{R}(x_t, x_{m-1}, x_r) + |x_m - x_{m-1}| - w_{m-1}$

A similar procedure can be used to fill up the table $\mathcal{L}(x_l, x_m, x_t)$. The running time for construction of \mathcal{L} and \mathcal{R} is $O(n^3)$.

I.2 Proof for Lemma 7

Let us first define a few notations we will be using in this proof:

- P^O is the subpath with leftmost(resp. rightmost) node x_l (resp. x_r).
- P^N is the subpath with leftmost(resp. rightmost) node x_l (resp. x_{r+1}).
- x_t (resp. x_i) is the the minimax-regret sink in subpath P^O (resp. P^N).
- For node x_j in subpath P^O (resp. P^N), R_j^O (resp. R_j^N) is the minimax-regret if x_j is chosen as the sink.
- $\Theta_L^O(s, x_j)$ (resp. $\Theta_L^N(s, x_j)$) is the left evacuation time in subpath P^O (resp. P^N) if x_j is chosen as the sink under scenario s . Similarly, $\Theta_R^O(s, x_j)$ and $\Theta_R^N(s, x_j)$ is defined.
- $\Theta^O(s, x_j)$ (resp. $\Theta^N(s, x_j)$) is the overall evacuation time in subpath P^O (resp. P^N) if x_j is chosen as the sink under scenario s .

Let us assume the contrary, i.e., there exists no minimax-regret sink $x_i \in P^N$ such that $i \geq t$, i.e., $i < t$. Therefore,

$$R_i^N < R_t^N \quad (54)$$

since the minimax-regret sink in P^N is not located at $i = t$.

Since x_t is the minimax-regret sink in P^O ,

$$R_t^O \leq R_i^O \quad (55)$$

Now, since P^N is P^O appended by a node, the following equation holds:

$$R_i^O \leq R_i^N \quad (56)$$

Equations 55,54 and 56 gives us,

$$R_t^O < R_t^N \quad (57)$$

Let s_t^N be the *worst-case scenario* for x_t in subpath P^N .

Claim. $\Theta_R^N(s_t^N, x_t) \geq \Theta_L^N(s_t^N, x_t)$, i.e., in subpath P^N , for sink x_t , the right evacuation time is greater than or equal to the left evacuation time under its *worst-case scenario* s_t^N .

Proof. Assume the contrary, i.e., $\Theta_R^N(s_t^N, x_t) < \Theta_L^N(s_t^N, x_t)$. Now,

$$\begin{aligned} R_t^N &= \Theta_L^N(s_t^N, x_t) - \Theta_{opt}(s_t^N) \\ &= \Theta_L^O(s_t^N, x_t) - \Theta_{opt}(s_t^N) \\ &\leq R_t^O \end{aligned}$$

This contradicts Equation 57. Our assumption is false and therefore, $\Theta_R^N(s_t^N, x_t) \geq \Theta_L^N(s_t^N, x_t)$. \square

Since $i < t$, by Claim I.2,

$$\begin{aligned} \Theta^N(s_t^N, x_t) &\leq \Theta^N(s_t^N, x_i) \\ \implies R_t^N &\leq R_i^N \end{aligned}$$

This contradicts Equation 54. Therefore our assumption that there exists no minimax-regret sink x_i ($i \geq k$) is false. Thus there exists a minimax-regret sink x_i in P^N such that $i \geq t$. \square

I.3 Proof for Lemma 8

Consider P_{lr} to be the subpath from node x_l to x_r . For any given scenario $s \in \mathcal{S}$, the evacuation time in subpath P_{lr} will be unimodal with unique minimum value as a function of the sink x_i , i.e., $\Theta^1(P_{lr}, x_i, s)$ is unimodal.

By definition (in Eq. 9),

$$R_{lr}(s, x_i) = \Theta^1(P_{lr}, x_i, s) - \Theta_{\text{opt}}^k(P, s).$$

Therefore, $R_{lr}(s, x_i)$ is also unimodal with a unique minimum value as a function of x_i . Also the *max-regret* can be defined as (by Eq. 10),

$$R_{lr}(x_i) = \max_{s \in \mathcal{S}^*} R_{lr}(s, x_i)$$

$R_{lr}(x_i)$ is the maximum of $O(n)$ unimodal functions with unique minimum values. Therefore, $R_{lr}(x_i)$ is also unimodal function with a unique minimum value as a function of x_i ($l \leq i \leq r$). \square