

Element Substitution Effect on Superconductivity in BiS₂-Based NdO_{1-x}F_xBiS₂

Takafumi Hiroi, Joe Kajitani, Atsushi Omachi, Osuke Miura, and Yoshikazu Mizuguchi*

Department of Electrical and Electronic Engineering, Tokyo Metropolitan University,
1-1, Minami-osawa, Hachioji, 192-0397, Japan

Corresponding author: Y. Mizuguchi

E-mail: mizugu@tmu.ac.jp

Telephone: +81-42-677-2748

FAX: +81-42-677-2756

Abstract

Recently, new layered superconductors having a BiS₂-type conduction layers have been discovered. NdO_{1-x}F_xBiS₂ is a typical BiS₂-based superconductor with a T_c of 5.4 K. In this study, the effects of the element substitution for the superconducting layer of BiS₂-based NdO_{0.5}F_{0.5}BiS₂ have been investigated. We systematically synthesized two kinds of polycrystalline samples of NdO_{0.5}F_{0.5}Bi(S_{1-x}Se_x)₂ and NdO_{0.5}F_{0.5}Bi_{1-y}Sb_yS₂ by the two-step solid-state reaction method. The phase purity and the changes in lattice constants were investigated by x-ray diffraction. The superconducting properties were investigated by magnetic susceptibility and electrical resistivity measurements. It was found that the partial substitution of S by Se resulted in the uniaxial lattice expansion along the a axis, and therefore the superconducting properties were gradually degraded

in $\text{NdO}_{0.5}\text{F}_{0.5}\text{Bi}(\text{S}_{1-x}\text{Se}_x)_2$. On the other hand, when Bi was substituted by Sb in $\text{NdO}_{0.5}\text{F}_{0.5}\text{BiS}_2$, the uniaxial lattice contraction along the c axis was generated, and a metal-insulator transition was observed. The element substitution for the both sites of the superconducting layer degrades superconductivity in the $\text{NdO}_{1-x}\text{F}_x\text{BiS}_2$ system.

Keywords: BiS_2 -based superconductor, $\text{NdO}_{1-x}\text{F}_x\text{BiS}_2$, element substitution, metal-insulator transition

1. Introduction

Since the discovery of the novel layered superconductor $\text{Bi}_4\text{O}_4\text{S}_3$, many studies on exploring new superconductors and clarifying the mechanisms of superconductivity in the BiS_2 family have been carried out [1]. So far, three types of BiS_2 -based superconductors, $\text{Bi}_4\text{O}_4\text{S}_3$ [1], REOBiS_2 ($\text{RE} = \text{La, Ce, Pr, Nd, Yb}$) [2-9], SrFBiS_2 [10,11], have been discovered, and the highest record of the transition temperature (T_c) is 11 K in $\text{LaO}_{0.5}\text{F}_{0.5}\text{BiS}_2$ synthesized under high-pressure conditions. These superconductors basically have a layered structure composed of the common BiS_2 superconducting layer and the blocking layer, which is quite similar to those of cuprate and Fe-based superconductors [13,14]. The superconducting properties of the BiS_2 family can be tuned by changing the blocking layer similar to the cuprate and the Fe-based superconductors. To induce superconductivity in the BiS_2 -based layered materials, electron doping into the BiS_2 layers is required [15-20]. For example, in the LaOBiS_2 system, superconductivity is induced by a partial substitution of O^{2-} by F^- or a partial substitution of La^{3+} by M^{4+} [2,21] at the blocking layers. Namely, the element substitution at the blocking layer is effective to induce/tune superconductivity in the BiS_2 based superconductors. Furthermore, it was reported that the superconducting properties are sensitive to the change in the local crystal structures [22]. For the cases of REOBiS_2 systems with $\text{RE} = \text{La, Ce and Pr}$, the intrinsic (the highest) superconducting properties are obtained by optimizing the crystal structures by using high-pressure technique [2,4,6,23-27].

Although there are many reports on element substitution effects of blocking layers in $\text{REO}_{1-x}\text{F}_x\text{BiS}_2$, an element substitution effect of superconducting layer is reported in

only one report. In $\text{Bi}_4\text{O}_4\text{S}_3$, partial substitution of S by Se decreased its T_c [28]. In this study, the effect of element substitution at the superconducting layers on superconductivity of $\text{NdO}_{0.5}\text{F}_{0.5}\text{BiS}_2$ were investigated. We synthesized the Se-substituted system, $\text{NdO}_{0.5}\text{F}_{0.5}\text{Bi}(\text{S}_{1-x}\text{Se}_x)_2$, and the Sb-substituted system, $\text{NdO}_{0.5}\text{F}_{0.5}\text{Bi}_{1-y}\text{Sb}_y\text{S}_2$. These element substitutions basically generate the changes in the lattice constants without any change in the carrier concentration.

2. Experimental

In this study, the F concentration was fixed to be $x = 0.5$ because the highest T_c was obtained for $x = 0.5$ in $\text{NdO}_{1-x}\text{F}_x\text{BiS}_2$. The polycrystalline samples of $\text{NdO}_{0.5}\text{F}_{0.5}\text{Bi}(\text{S}_{1-x}\text{Se}_x)_2$ and $\text{NdO}_{0.5}\text{F}_{0.5}\text{Bi}_{1-y}\text{Sb}_y\text{S}_2$ ($x, y = 0, 0.1$ and 0.2) were prepared by the two-step solid-state reaction method. The starting materials for $\text{NdO}_{0.5}\text{F}_{0.5}\text{Bi}(\text{S}_{1-x}\text{Se}_x)_2$ are Nd_2O_3 powders, Nd_2S_3 powders, NdF_3 powders, Bi grains, BiSe_2 powders and S grains. The starting materials for $\text{NdO}_{0.5}\text{F}_{0.5}\text{Bi}_{1-y}\text{Sb}_y\text{S}_2$ are Nd_2O_3 powders, Nd_2S_3 powders, NdF_3 powders, Bi grains, Sb powders and S grains. The mixtures with the nominal compositions of $\text{NdO}_{0.5}\text{F}_{0.5}\text{Bi}(\text{S}_{1-x}\text{Se}_x)_2$ and $\text{NdO}_{0.5}\text{F}_{0.5}\text{Bi}_{1-y}\text{Sb}_y\text{S}_2$ were ground, pelletized and sealed in an evacuated quartz tube and heated at 800°C for 15 h. The obtained samples were ground, pelletized and sealed in an evacuated quartz tube and annealed at 800°C for 15 h again. The obtained samples were characterized by powder X-ray diffraction (XRD) using the θ - 2θ method with a $\text{CuK}\alpha$ radiation. The lattice constants were calculated using the peak positions. The temperature dependence of magnetization was measured by a superconducting quantum

interface device (SQUID) magnetometer with an applied field of 5 Oe. The temperature dependence of resistivity was measured by the four-probe method.

3. Results

Figure 1 shows the powder XRD patterns of (a) $\text{NdO}_{0.5}\text{F}_{0.5}\text{Bi}(\text{S}_{1-x}\text{Se}_x)_2$ and (b) $\text{NdO}_{0.5}\text{F}_{0.5}\text{Bi}_{1-y}\text{Sb}_y\text{S}_2$ ($x, y = 0, 0.1$ and 0.2). These XRD patterns were indexed using the $P4/nmm$ space group. In the XRD patterns of $\text{NdO}_{0.5}\text{F}_{0.5}\text{Bi}(\text{S}_{1-x}\text{Se}_x)_2$, impurity peaks appeared in the doping range of $y \geq 0.1$. In contrast, in the XRD patterns of $\text{NdO}_{0.5}\text{F}_{0.5}\text{Bi}_{1-y}\text{Sb}_y\text{S}_2$, the impurity peaks were not detected upon Sb substitution. Almost all of the peaks became broad slightly in the substituted samples. The lattice constants a and c were calculated using the positions of (200) peaks and (004) peaks, respectively. The nominal x dependence of the lattice constants of the a axis and c axis for $\text{NdO}_{0.5}\text{F}_{0.5}\text{Bi}(\text{S}_{1-x}\text{Se}_x)_2$ is shown in figure 2(a) and (b), respectively. As the Se concentration increased, the lattice constants of the a axis of $\text{NdO}_{0.5}\text{F}_{0.5}\text{Bi}(\text{S}_{1-x}\text{Se}_x)_2$ got longer while the lattice constants of the c axis did not change obviously. In fact, the Se substitution for the S site resulted in an expansion along the a axis. The nominal y dependence of the lattice constants of the a axis and c axis for $\text{NdO}_{0.5}\text{F}_{0.5}\text{Bi}_{1-y}\text{Sb}_y\text{S}_2$ is shown in figure 2(a) and (b), respectively. As the Sb concentration increased, the lattice constants of the a axis of $\text{NdO}_{0.5}\text{F}_{0.5}\text{Bi}_{1-y}\text{Sb}_y\text{S}_2$ did not change obviously while the lattice constants of the c axis got shorter. In fact, the Sb substitution for the Bi site resulted in a lattice contraction along the c axis.

The temperature dependence of magnetic susceptibility (χ) of $\text{NdO}_{0.5}\text{F}_{0.5}\text{Bi}(\text{S}_{1-x}\text{Se}_x)_2$ (y

$= 0, 0.1$ and 0.2) is shown in Fig. 3. The inset figure shows the nominal y dependence of T_{c_onset} and $T_{c_10\%}$. The $T_{c_10\%}$ is defined to be the temperature where $\chi(T)$ becomes 10 % of $\chi(2\text{ K})$. The T_{c_onset} and $T_{c_10\%}$ decreased with increasing Se concentration. The shielding volume fraction of $\text{NdO}_{0.5}\text{F}_{0.5}\text{Bi}(\text{S}_{1-x}\text{Se}_x)_2$ also decreased drastically. On the basis of these results, the Se substitution for the $\text{NdO}_{0.5}\text{F}_{0.5}\text{BiS}_2$ superconductor degrades superconducting properties and finally destroys the superconducting states.

For the $\text{NdO}_{0.5}\text{F}_{0.5}\text{Bi}_{1-y}\text{Sb}_y\text{S}_2$ system, superconducting signals in the magnetic susceptibility measurements were strongly suppressed by Sb substitution. Even for $y = 0.1$, superconducting transition was not observed. Therefore, we have performed electrical resistivity measurements to investigate the Sb substitution effect. Figure 4 shows the temperature dependence of electrical resistivity for $\text{NdO}_{0.5}\text{F}_{0.5}\text{Bi}_{1-y}\text{Sb}_y\text{S}_2$. The resistivity drastically increased with increasing Sb concentration. When the Sb concentration is $y = 0.1$, the value of resistivity is $1.90 \times 10^2\text{ m}\Omega\text{cm}$ at 6 K. When the Sb concentration is $y = 0.2$, resistivity is $1.35 \times 10^5\text{ m}\Omega\text{cm}$ at 6 K. In fact, the value of resistivity for $y = 0.2$ is about 10^3 times larger than that of $y = 0.1$. The remarkable change suggests that the Sb substitution for the Bi site results in the metal-insulator transition in the $\text{NdO}_{1-x}\text{F}_x\text{BiS}_2$ system. Having considered the one-dimensional character of the electronic states in the BiS_2 -based materials [15], we speculate that the observed metal-insulator transition may be related to the Anderson localization. To investigate further, detailed studies on transport properties and crystal structure using single crystals are needed.

4. conclusions

The effects of the element substitution for the superconducting layer of BiS₂-based NdO_{0.5}F_{0.5}BiS₂ superconductor have been investigated. The polycrystalline samples of NdO_{0.5}F_{0.5}Bi(S_{1-x}Se_x)₂ and NdO_{0.5}F_{0.5}Bi_{1-y}Sb_yS₂ ($x, y = 0, 0.1$ and 0.2) were synthesized by the two-step solid state reaction method. When S was substituted by Se, the length of the a axis got longer and the superconducting properties such as T_c and shielding volume fraction were degraded. When Bi was substituted by Sb, the length of the c axis got shorter and the metal-insulator transition was observed. The element substitution for the both sites of the superconducting layer degrades superconductivity in the NdO_{1-x}F_xBiS₂ system.

Acknowledgements

The authors would like to thank Prof. K. Kuroki of Osaka University for fruitful discussion. This work was partly supported by JSPS KAKENHI Grant Numbers 25707031, 26600077.

References

- [1] Mizuguchi, Y., Fujihisa, H., Gotoh, Y., Suzuki, K., Usui, H., Kuroki, K., Demura, S., Takano, Y., Izawa, H., Miura, O.: BiS₂-based layered superconductor Bi₄O₄S₃. Phys. Rev. B. 86. 220510(1-5) (2012)
- [2] Mizuguchi, Y., Demura, S., Deguchi, K., Takano, Y., Fujihisa, H., Gotoh, Y., Izawa, H., Miura, O.: Superconductivity in Novel BiS₂-Based Layered Superconductor LaO_{1-x}F_xBiS₂. J. Phys. Soc. Jpn. 81, 114725(1-5) (2012).
- [3] Xing, J., Li, S., Ding, X., Yang, H., Wen, H.H.: Superconductivity appears in the vicinity of semiconducting-like behavior in CeO_{1-x}F_xBiS₂. Phys. Rev. B. 86, 214518(1-5) (2012).
- [4] Demura, S., Deguchi, K., Mizuguchi, Y., Sato, K., Honjyo, R., Yamashita, A., Yamaki, T., Hara, H., Watanabe, T., Denholme, S.J., Fujioka, M., Okazaki, H., Ozaki, T., Miura, O., Yamaguchi, T., Takeya, H., Takano, Y.: Coexistence of bulk superconductivity and ferromagnetism in CeO_{1-x}F_xBiS₂. arXiv:1311.4267.
- [5] Jha, R., Kumar, A., Singh, S. K., Awana, V. P. S.: Synthesis and superconductivity of new BiS₂ based superconductor PrO_{0.5}F_{0.5}BiS₂. J. Sup. Novel Mag. 26, 499-502 (2013).
- [6] Kajitani, J., Deguchi, K., Hiroi, T., Omachi, A., Demura, S., Takano, Y., Miura, O., Mizuguchi, Y.: Enhancement of T_c by uniaxial lattice contraction in BiS₂-based superconductor PrO_{0.5}F_{0.5}BiS₂. J. Phys. Soc. Jpn., in printing (arXiv: 1401.7506).
- [7] Demura, S., Mizuguchi, Y., Deguchi, K., Okazaki, H., Hara, H., Watanabe, T., Denholme, S. J., Fujioka, M., Ozaki, T., Fujihisa, H., Gotoh, Y., Miura, O., Yamaguchi, T., Takeya, H., Takano, Y.: New Member of BiS₂-Based Superconductor NdO_{1-x}F_xBiS₂. J. Phys. Soc. Jpn. 82, 033708(1-3) (2013).

- [8] Jha, R., Kumar, A., Singh, S. K., Awana, V. P. S.: Superconductivity at 5K in $\text{NdO}_{0.5}\text{F}_{0.5}\text{BiS}_2$. J. Appl. Phys. 113, 056102(1-10) (2013).
- [9] Yazici, D., Huang, K., White, B. D., Chang, A. H., Friedman, A. J., Maple, M. B.: Superconductivity of F-substituted LnOBiS_2 (Ln=La, Ce, Pr, Nd, Yb) compounds. Philosophical Magazine 93, 673-680 (2012).
- [10] Lin, X., Ni, X., Chen, B., Xu, X., Yang, X., Dai, J., Li, Y., Yang, X., Luo, Y., Tao, Q., Cao, G., Xu, Z.: Superconductivity induced by La doping in $\text{Sr}_{1-x}\text{La}_x\text{FBiS}_2$. Phys. Rev. B 87, 020504(1-4) (2013).
- [11] Sakai, H., Kotajima, D., Saito, K., Wadati, H., Wakisaka, Y., Mizumaki, M., Nitta, K., Tokura, Y., Ishiwata, S.: Insulator-to-Superconductor Transition upon Electron Doping in a BiS_2 -Based Superconductor $\text{Sr}_{1-x}\text{La}_x\text{FBiS}_2$. J. Phys. Soc. Jpn. 83, 014709(1-7) (2014).
- [12] Mizuguchi, Y., Hiroi, T., Kajitani, J., Takatsu, H., Kadowaki, H., Miura, O.: Stabilization of high- T_c phase of BiS_2 -based superconductor $\text{LaO}_{0.5}\text{F}_{0.5}\text{BiS}_2$ using high-pressure synthesis. J. Phys. Soc. Jpn., in printing (arXiv: 1402.5189).
- [13] Bednorz, J. G., Müller, K. A.: Possible High T_c Superconductivity in the Ba - La-Cu- O System. Z. Physik B 64, 189-193 (1986).
- [14] kamihara, Y., Watanabe, T., Hirano, M., Hosono, H.: Iron-Based Layered Superconductor $\text{La}[\text{O}_{1-x}\text{F}_x]\text{FeAs}$ ($x = 0.05-0.12$) with $T_c = 26$ K. J. Am. Chem. Soc. 130, 3296-3297 (2008).
- [15] Usui, H., Suzuki, K., Kuroki, K.: Minimal electronic models for superconducting BiS_2 layers. Phys. Rev. B 86, 220501(1-5) (2012).
- [16] Yildirim, T.: Ferroelectric soft phonons, charge density wave instability, and strong electron-phonon coupling in BiS_2 layered superconductors: A first-principles study.

Phys. Rev. B 87, 020506(R) (1-4) (2013).

[17] Shein, I. R., Ivanovskii, A. L.: Electronic band structure and Fermi surface for new layered superconductor $\text{LaO}_{0.5}\text{F}_{0.5}\text{BiS}_2$ in comparison with parent phase LaOFBiS_2 from first principles. JETP Lett. 96, 859-864 (2012).

[18] Li, B., Xing, Z. W., Huang, G. Q.: Phonon spectra and superconductivity of BiS_2 -based compounds $\text{LaO}_{1-x}\text{F}_x\text{BiS}_2$. arXiv:1210.1743.

[19] Martins, G.B., Moreo, A., Dagotto, E.: RPA analysis of a two-orbital model for the BiS_2 -based superconductors. Phys. Rev. B 87, 081102(1-5) (2013).

[20] Morice, C., Artacho, E., Dutton, S. E., Molnar, D., Kim, H. J., Saxena, S. S.: Electronic and magnetic properties of superconducting $\text{LnO}_{1-x}\text{F}_x\text{BiS}_2$ ($\text{Ln} = \text{La}, \text{Ce}, \text{Pr}, \text{and Nd}$) from first principles. arXiv:1312.2615.

[21] Yazici, D., Huang, K., White, B. D., Jeon, I., Burnett, V. W., Friedman, A. J., Lum, I. K., Nallaiyan, M., Spagna, S., Maple, M. B.: Superconductivity induced by electron doping in $\text{La}_{1-x}\text{M}_x\text{OBiS}_2$ ($M = \text{Ti}, \text{Zr}, \text{Hf}, \text{Th}$). Phys. Rev. B 87, 174512(1-8) (2013).

[22] Suzuki, K., Usui, H., Kuroki, K.: Minimum model and its theoretical analysis for superconducting materials with BiS_2 layers. Phys. Procedia, 45, 21-24 (2013).

[23] Kotegawa, H., Tomita, Y., Tou, H., Izawa, H., Mizuguchi, Y., Miura, O., Demura, S., Deguchi, K., Takano, Y.: Pressure Study of BiS_2 -Based Superconductors $\text{Bi}_4\text{O}_4\text{S}_3$ and $\text{La}(\text{O},\text{F})\text{BiS}_2$. J. Phys. Soc. Jpn, 81, 103702(1-4) (2012).

[24] Wolowiec, C. T., White, B. D., Jeon, I., Yazici, D., Huang, K., Maple, M. B.: Enhancement of superconductivity near the pressure-induced semiconductor– metal transition in the BiS_2 -based superconductors $\text{LnO}_{0.5}\text{F}_{0.5}\text{BiS}_2$ ($\text{Ln} = \text{La}, \text{Ce}, \text{Pr}, \text{Nd}$). J. Phys.: Condens. Matter 25, 422201(1-6) (2013).

[25] Tomita, T., Ebata, M., Soeda, H., Takahashi, H., Fujihisa, H., Gotoh, Y., Mizuguchi,

Y., Izawa, H., Miura, O., Demura, S., Deguchi, K., Takano, Y.: Pressure-induced Enhancement of Superconductivity in BiS₂-layered LaO_{1-x}F_xBiS₂. arXiv:1309.4250.

[26] Deguchi, K., Mizuguchi, Y., Demura, S., Hara, H., Watanabe, T., Denholme, S. J., Fujioka, M., Okazaki, H., Ozaki, T., Takeya, H., Yamaguchi, T., Miura, O., Takano, Y.: Evolution of superconductivity in LaO_{1-x}F_xBiS₂ prepared by high pressure technique. EPL 101, 17004(1-5) (2013).

[27] Kajitani, J., Deguchi, K., Omachi, A., Hiroi, T., Takano, Y., Takatsu, H., Kadowaki, H., Miura, O., Mizuguchi, Y.: Correlation between crystal structure and superconductivity in LaO_{0.5}F_{0.5}BiS₂. Solid State Commun. 181, 1-4 (2014).

[28] Jha, R., and Awana, V.P.S.: Effect of Se doping in recently discovered layered Bi₄O₄S₃ Superconductor. Physica C 498, 45-49 (2014).

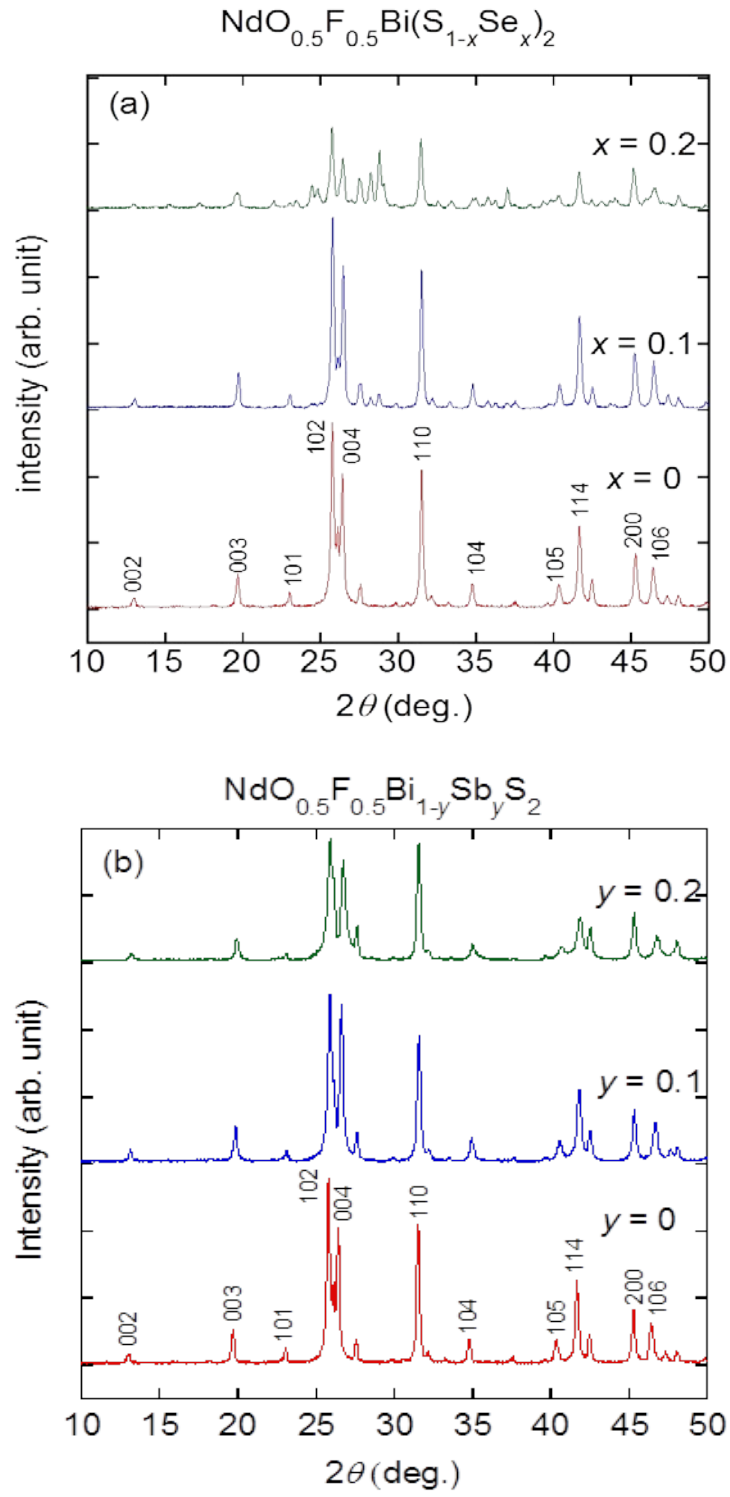


Fig. 1. XRD patterns of (a) $\text{NdO}_{0.5}\text{F}_{0.5}\text{Bi}(\text{S}_{1-x}\text{Se}_x)_2$ ($x = 0, 0.1, 0.2$) and (b) $\text{NdO}_{0.5}\text{F}_{0.5}\text{Bi}_{1-y}\text{Sb}_y\text{S}_2$ ($y = 0, 0.1, 0.2$)

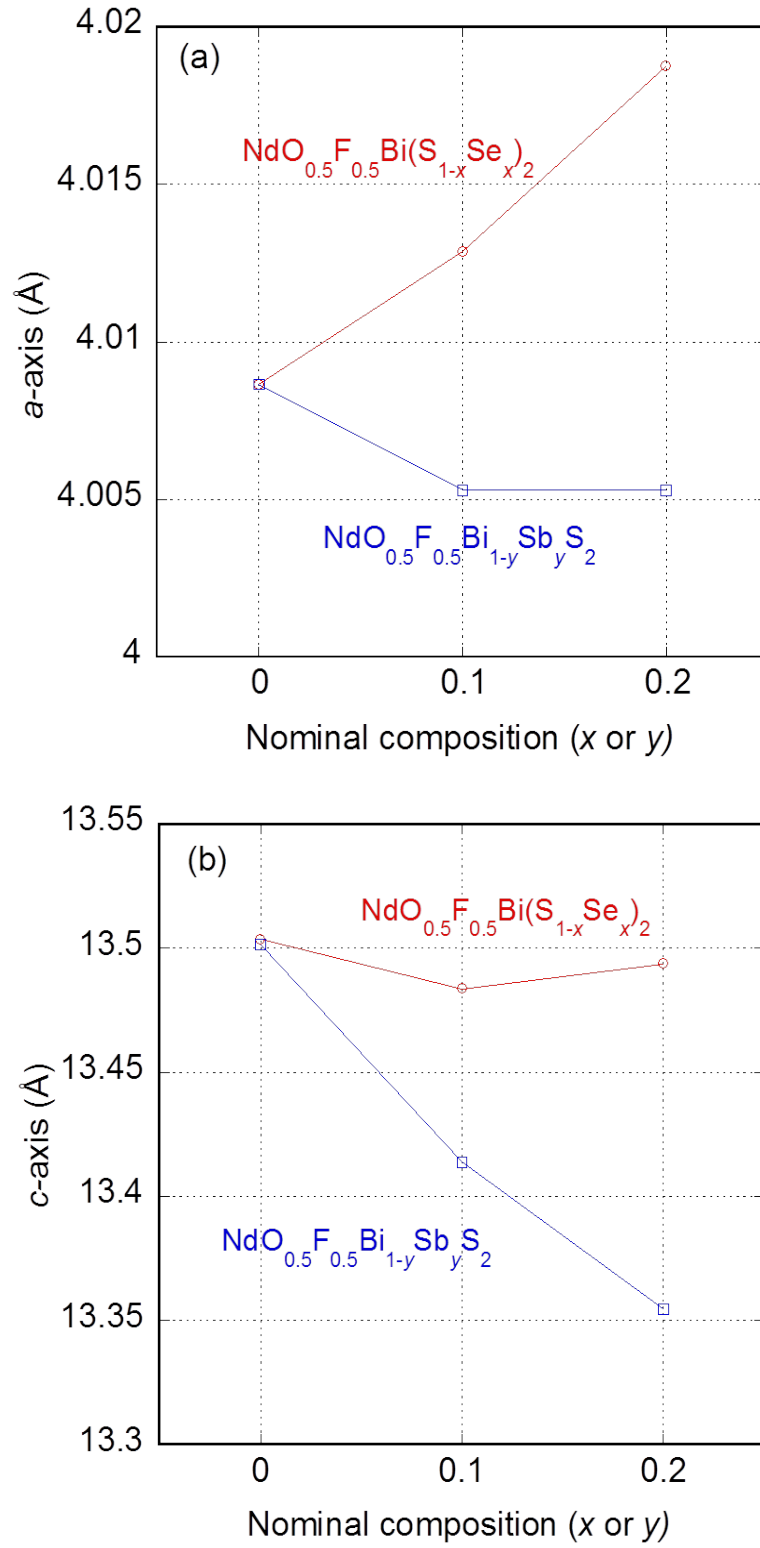


Fig. 2. Nominal composition x or y dependence of the lattice constants of (a) a -axis and (b) c -axis

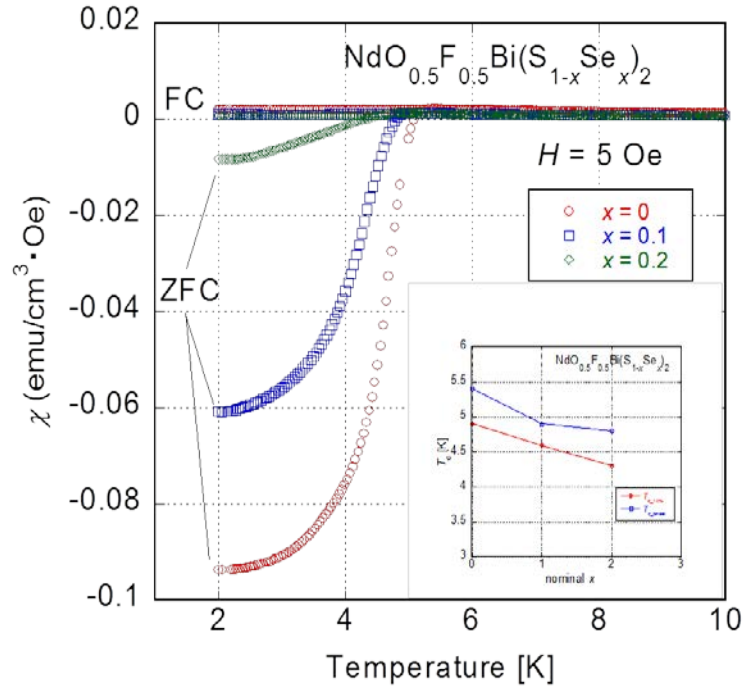


Fig. 3. Temperature dependence of the magnetic susceptibility (χ) of $\text{NdO}_{0.5}\text{F}_{0.5}\text{Bi}(\text{S}_{1-x}\text{Se}_x)_2$ ($x = 0, 0.1, 0.2$)

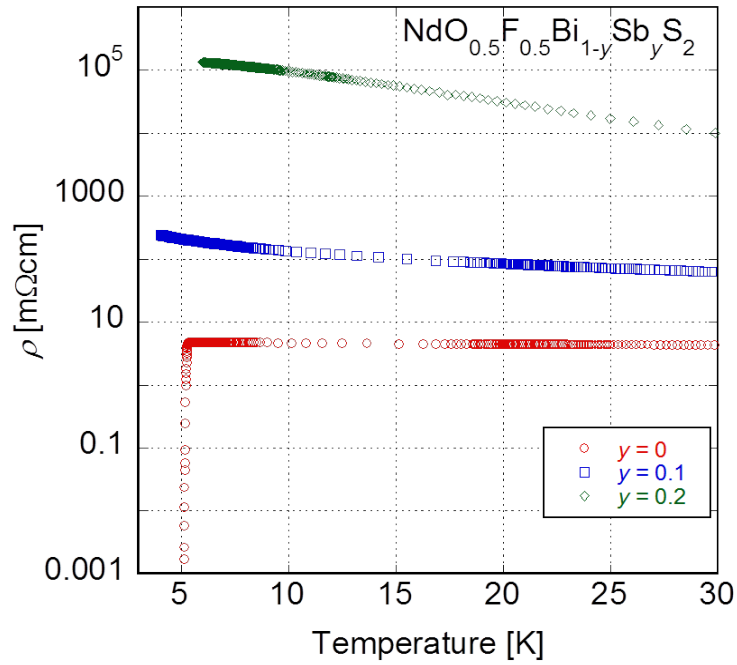


Fig. 4. Temperature dependence of the resistivity (ρ) of $\text{NdO}_{0.5}\text{F}_{0.5}\text{Bi}_{1-y}\text{Sb}_y\text{S}_2$ ($y = 0, 0.1, 0.2$)