

# Incipient Ferromagnetism in $\text{Tb}_2\text{Ge}_2\text{O}_7$ : Application of Chemical Pressure to the Enigmatic Spin Liquid, $\text{Tb}_2\text{Ti}_2\text{O}_7$

A. M. Hallas,<sup>1</sup> J. G. Cheng,<sup>2</sup> A. M. Arevalo-Lopez,<sup>3</sup> H. J. Silverstein,<sup>4</sup> Y. Su,<sup>5</sup> P. M. Sarte,<sup>4</sup>  
H. D. Zhou,<sup>6,7</sup> E. S. Choi,<sup>7</sup> J. P. Attfield,<sup>3</sup> G. M. Luke,<sup>1,8</sup> and C. R. Wiebe<sup>1,4,9</sup>

<sup>1</sup>*Department of Physics and Astronomy, McMaster University, Hamilton, ON, L8S 4M1, Canada*

<sup>2</sup>*Beijing National Laboratory for Condensed Matter Physics,*

*and Institute of Physics, Chinese Academy of Sciences, Beijing 100190, China*

<sup>3</sup>*Centre for Science at Extreme Conditions and School of Chemistry, University of Edinburgh,  
King's Buildings, Mayfield Road, Edinburgh EH9 3JZ, United Kingdom*

<sup>4</sup>*Department of Chemistry, University of Manitoba, Winnipeg, MB, R3T 2N2, Canada*

<sup>5</sup>*Jülich Centre for Neutron Science, Forschungszentrum Jülich GmbH,  
Outstation at MLZ, Lichtenbergstrasse 1, 85747 Garching, Germany*

<sup>6</sup>*Department of Physics and Astronomy, University of Tennessee, Knoxville, TN, 37996-1200, USA*

<sup>7</sup>*National High Magnetic Field Laboratory, Florida State University, Tallahassee, FL, 32306-4005, USA*

<sup>8</sup>*Canadian Institute for Advanced Research, 180 Dundas St. W., Toronto, ON, M5G 1Z7, Canada*

<sup>9</sup>*Department of Chemistry, University of Winnipeg, Winnipeg, MB, R3B 2E9 Canada*

(Dated: October 28, 2018)

The origin of the spin liquid state in  $\text{Tb}_2\text{Ti}_2\text{O}_7$  has challenged experimentalists and theorists alike for nearly 20 years. To improve our understanding of the exotic magnetism in  $\text{Tb}_2\text{Ti}_2\text{O}_7$ , we have synthesized a chemical pressure analog,  $\text{Tb}_2\text{Ge}_2\text{O}_7$ . Germanium substitution results in a lattice contraction and enhanced exchange interactions. We have characterized the magnetic ground state of  $\text{Tb}_2\text{Ge}_2\text{O}_7$  with specific heat, ac and dc magnetic susceptibility, and polarized neutron scattering measurements. Akin to  $\text{Tb}_2\text{Ti}_2\text{O}_7$ , there is no long-range order in  $\text{Tb}_2\text{Ge}_2\text{O}_7$  down to 20 mK. The Weiss temperature of  $-19.2(1)$  K, which is more negative than that of  $\text{Tb}_2\text{Ti}_2\text{O}_7$ , supports the picture of stronger antiferromagnetic exchange. Polarized neutron scattering of  $\text{Tb}_2\text{Ge}_2\text{O}_7$  reveals that at 3.5 K liquid-like correlations dominate in this system. However, below 1 K, the liquid-like correlations give way to intense short-range ferromagnetic correlations with a length scale related to the Tb-Tb nearest neighbor distance. Despite stronger antiferromagnetic exchange, the ground state of  $\text{Tb}_2\text{Ge}_2\text{O}_7$  has ferromagnetic character, in stark contrast to the pressure-induced antiferromagnetic order observed in  $\text{Tb}_2\text{Ti}_2\text{O}_7$ .

Geometrically frustrated pyrochlores,  $\text{R}_2\text{M}_2\text{O}_7$ , exhibit a diverse array of exotic magnetic behaviors [1]. The ground states in these materials are dictated by a complex, and often delicate balance of exchange, dipolar, and crystal field energies.  $\text{Tb}_2\text{Ti}_2\text{O}_7$  is one of the most remarkable of these frustrated pyrochlores; strong antiferromagnetic exchange and Ising-like spins led to predictions of an antiferromagnetic Néel state below  $\sim 1$  K for this material [2]. However, experimental studies revealed a lack of static order or spin freezing in  $\text{Tb}_2\text{Ti}_2\text{O}_7$  down to 70 mK [3, 4], and more recently 57 mK [5]. Subsequently, enormous efforts have been undertaken to uncover the origin of the spin liquid state in  $\text{Tb}_2\text{Ti}_2\text{O}_7$ .

A further complication in  $\text{Tb}_2\text{Ti}_2\text{O}_7$  is the coupling of magnetic and lattice degrees of freedom [6–9]. It has been suggested that hybridized magnetoelastic excitations may be responsible for the suppression of magnetic order in  $\text{Tb}_2\text{Ti}_2\text{O}_7$  [10]. Another theoretical construct that attempts to account for the lack of static order in  $\text{Tb}_2\text{Ti}_2\text{O}_7$  is a quantum spin ice state [11–15]. A third proposed scenario is that the non-Kramers doublet ground state of  $\text{Tb}_2\text{Ti}_2\text{O}_7$  is split into two non-magnetic singlets through a symmetry reducing structural distortion [16–18].

Other studies sought to uncover the origin of the spin

liquid state in  $\text{Tb}_2\text{Ti}_2\text{O}_7$  by focusing on mechanisms of its destruction, such as: external pressure [19], magnetic fields [18, 20, 21], and a combination of the two [22]. Partial antiferromagnetic order is induced in  $\text{Tb}_2\text{Ti}_2\text{O}_7$  with external hydrostatic pressures of 8.6 GPa, resulting in a 1% compression of the lattice [19]. Another means of destroying the spin liquid state is chemical pressure: substitution of the non-magnetic titanium cation for an iso-electronic cation with a different ionic radius. Substitution of titanium in  $\text{Tb}_2\text{Ti}_2\text{O}_7$  for the larger tin cation allowed exploration of negative chemical pressure [23]. In  $\text{Tb}_2\text{Sn}_2\text{O}_7$ , reduced antiferromagnetic exchange results in an “ordered spin ice” state at 0.87 K [23, 24]. In this two-in, two-out state, the spins are oriented  $13.3^\circ$  to the local  $\langle 111 \rangle$  axes. This ground state can be partially understood by a model of Heisenberg spins with finite ferromagnetic exchange and  $\langle 111 \rangle$  anisotropy [25]. However, this can only be reconciled with the apparent antiferromagnetic nearest neighbour exchange in  $\text{Tb}_2\text{Sn}_2\text{O}_7$  if a tetragonal distortion is considered [26], for which there is currently no evidence.

More recently, the study of chemical pressure has focused on substitution of  $\text{Ti}^{4+}$  for the much smaller  $\text{Ge}^{4+}$ . Germanium substitution results in a lattice contraction and enhanced exchange interactions [27]. Study of the

germanate pyrochlores has revealed that some frustrated ground states are stable against the application of chemical pressure while others are not. For example, the spin ice ground state is robust in the holmium pyrochlores,  $\text{Ho}_2\text{B}_2\text{O}_7$  ( $B = \text{Ge}, \text{Ti}, \text{Sn}$ ) [27–29]. Conversely, quantum fluctuations in the effective  $S = 1/2 \text{Yb}^{3+}$  cation are very sensitive to chemical pressure. Consequently, the ytterbium pyrochlores,  $\text{Yb}_2\text{B}_2\text{O}_7$  ( $B = \text{Ge}, \text{Ti}, \text{Sn}$ ), each have markedly different magnetic ground states [30].

To gain a better understanding of the exotic magnetism in  $\text{Tb}_2\text{Ti}_2\text{O}_7$  we synthesized a positive chemical pressure analog,  $\text{Tb}_2\text{Ge}_2\text{O}_7$ . We characterized the magnetic ground state of  $\text{Tb}_2\text{Ge}_2\text{O}_7$  with specific heat, magnetic susceptibility and polarized neutron scattering measurements. Akin to  $\text{Tb}_2\text{Ti}_2\text{O}_7$ , there is no long-range order in  $\text{Tb}_2\text{Ge}_2\text{O}_7$  down to 20 mK. However, the liquid-like correlations in  $\text{Tb}_2\text{Ge}_2\text{O}_7$  give way to intense short-range ferromagnetic interactions below 1 K.

When reacted under ambient pressure,  $\text{Tb}_2\text{Ge}_2\text{O}_7$  has a tetragonal pyrogermanate structure [31]. We prepared  $\text{Tb}_2\text{Ge}_2\text{O}_7$  in the cubic pyrochlore phase using a high-temperature, high-pressure technique. Stoichiometric quantities of  $\text{Tb}_2\text{O}_3$  and  $\text{GeO}_2$  were reacted at  $1000^\circ\text{C}$  and 8 GPa using a multi-anvil press. Batches of approximately 60 mg, prepared from a common precursor, were heated in rhenium capsules to produce a total of 320 mg of polycrystalline sample. Room temperature powder neutron diffraction measurements were made on the GEM diffractometer at the ISIS neutron facility. Rietveld fits to the diffraction pattern of  $\text{Tb}_2\text{Ge}_2\text{O}_7$  with GSAS confirmed the  $\text{Fd}\bar{3}\text{m}$  pyrochlore phase and the absence of pyrogermanate impurities (Figure 1(a)). The room temperature lattice parameter was refined to a value of  $9.9617(1)$  Å. This corresponds to a reduction from  $\text{Tb}_2\text{Ti}_2\text{O}_7$  and  $\text{Tb}_2\text{Sn}_2\text{O}_7$  of  $\sim 2\%$  and  $\sim 5\%$  respectively (Table I).

Off-stoichiometry and site-mixing are known to have a significant impact on the magnetic properties of  $\text{Tb}_2\text{Ti}_2\text{O}_7$  [32, 33] and other pyrochlores [34]. These issues are most severe in the case of single crystals grown with the optical floating zone technique [34]. A key advantage to the study of germanium pyrochlores is that the large size-mismatch between the rare earth and germanium cations should preclude the possibility of site-mixing. Rietveld refinement of the powder neutron diffraction pattern indicates ideal stoichiometry and the absence of site-mixing in  $\text{Tb}_2\text{Ge}_2\text{O}_7$ . The A and B sites of the lattice have an occupation of  $1.00(5)$  by  $\text{Tb}^{3+}$  and  $\text{Ge}^{4+}$ , respectively.

The inverse DC susceptibility of  $\text{Tb}_2\text{Ge}_2\text{O}_7$  provides no evidence of long-range order down to 0.5 K (Figure 1(b)). A Curie-Weiss fit between 100 K and 300 K yields an antiferromagnetic Weiss temperature of  $\theta_{\text{CW}} = -19.2(1)$  K. Fits over an identical temperature range for  $\text{Tb}_2\text{Ti}_2\text{O}_7$  [35] and  $\text{Tb}_2\text{Sn}_2\text{O}_7$  [23] give Weiss temperatures of  $-17.5$  K and  $-12.5$  K respectively. The more negative

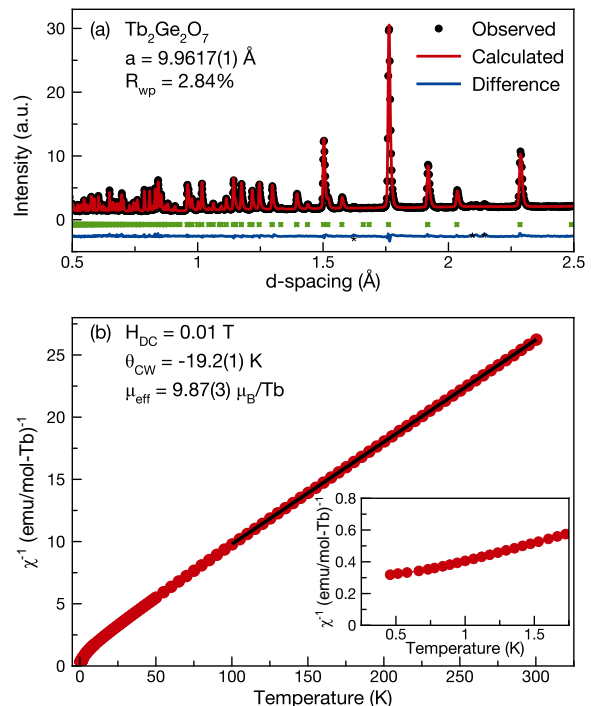


FIG. 1. (a) Neutron diffraction pattern of  $\text{Tb}_2\text{Ge}_2\text{O}_7$  from the  $90^\circ$  detector bank confirming the pyrochlore structure ( $\text{Fd}\bar{3}\text{m}$ ). Asterisks mark the reflections from vanadium and unreacted precursors. (b) dc susceptibility of  $\text{Tb}_2\text{Ge}_2\text{O}_7$  where the black line is a Curie-Weiss law fit. Demagnetizing field effects were found to be negligible. Inset: Inverse susceptibility below 2 K.

TABLE I. Comparison of lattice and magnetic parameters in the  $\text{Tb}_2\text{B}_2\text{O}_7$  ( $B = \text{Sn}$  [23, 24],  $\text{Ti}$  [35],  $\text{Ge}$ ) pyrochlores.

	$a$ (Å)	$\theta_{\text{CW}}$ (K)	$\mu_{\text{eff}}$ ( $\mu_B$ )	$D_{\text{nn}}$ (K)
$\text{Tb}_2\text{Sn}_2\text{O}_7$	10.426	-12.5	9.68	1.91
$\text{Tb}_2\text{Ti}_2\text{O}_7$	10.149	-17.5(3)	9.56	2.06
$\text{Tb}_2\text{Ge}_2\text{O}_7$	9.9617(1)	-19.2(1)	9.87(3)	2.19(1)

Weiss temperature for  $\text{Tb}_2\text{Ge}_2\text{O}_7$  is indicative of stronger antiferromagnetic exchange that results from a reduced Tb-Tb distance. The susceptibility of  $\text{Tb}_2\text{Ge}_2\text{O}_7$  begins to deviate from Curie-Weiss behavior below 70 K. This is similar to  $\text{Tb}_2\text{Ti}_2\text{O}_7$  [35], in which the deviation is attributed to the onset of developing short-range magnetic correlations [3].

The heat capacity of  $\text{Tb}_2\text{Ge}_2\text{O}_7$  contains two low temperature anomalies centered at 5.5 K and 1.2 K (Figure 2). These features bear a significant qualitative resemblance to the low temperature heat capacity of  $\text{Tb}_2\text{Ti}_2\text{O}_7$ , which exhibits two peaks centered at 6 K and 1.5 K (inset of Figure 2). Gingras *et al.* interpret the peak at 6 K in  $\text{Tb}_2\text{Ti}_2\text{O}_7$  as a remnant of the first excited state doublet [35]. The anomaly at 1.5 K in  $\text{Tb}_2\text{Ti}_2\text{O}_7$  is attributed to the build-up of short-range magnetic correlations. While the corresponding peak in  $\text{Tb}_2\text{Ge}_2\text{O}_7$  is sharper, there is

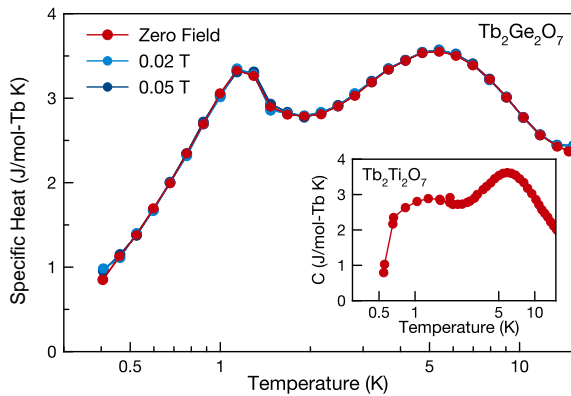


FIG. 2. The heat capacity of  $\text{Tb}_2\text{Ge}_2\text{O}_7$  contains anomalies at 1.2 K and 5.5 K which strongly resemble the anomalies in the heat capacity of  $\text{Tb}_2\text{Ti}_2\text{O}_7$  (inset, reproduced from [35]). The application of 0.02 T and 0.05 T fields does not alter these features.

no evidence of the onset of long-range order at 1.2 K. We thus speculate that  $\text{Tb}_2\text{Ge}_2\text{O}_7$  has a crystal field scheme which resembles that of  $\text{Tb}_2\text{Ti}_2\text{O}_7$ , resulting in similar heat capacity anomalies. In  $\text{Tb}_2\text{Ti}_2\text{O}_7$ , approximately  $-6$  K of the Weiss temperature is due to crystal field effects [35], 2 K are related to long-range dipolar contributions, and the remaining  $-13.5$  K are due to magnetic exchange. The dipolar interaction, approximated as  $D_{nn} = 5/3(\mu_0/4\pi)\mu^2/r_{nm}^3$  in pyrochlores, does not significantly vary with lattice parameter (Table I). Given that the crystal fields and dipolar contributions are similar to those of  $\text{Tb}_2\text{Ti}_2\text{O}_7$ , we suggest that the increased magnitude of the Weiss temperature in  $\text{Tb}_2\text{Ge}_2\text{O}_7$  results from enhanced antiferromagnetic exchange. However, a definite conclusion on this matter will require a detailed investigation of the crystal electric field of  $\text{Tb}_2\text{Ge}_2\text{O}_7$ .

We measured the ac susceptibility of  $\text{Tb}_2\text{Ge}_2\text{O}_7$  down to 20 mK with frequencies ranging from 41 Hz to 511 Hz and in dc fields up to 0.05 T. In zero field, the real component of the susceptibility,  $\chi'$ , contains no evidence of an ordering transition down to 20 mK in  $\text{Tb}_2\text{Ge}_2\text{O}_7$  (Figure 3(a)). The imaginary component of the susceptibility,  $\chi''$ , is also free of anomalies and has an increasing magnitude with decreasing temperature (Figure 3(b)). The application of external dc fields as small as 0.01 T to  $\text{Tb}_2\text{Ge}_2\text{O}_7$  induce a broad peak in  $\chi'$  (Figure 3(a)). As the external dc field is increased, the peak flattens and shifts to higher temperatures. At constant field strength, this feature is independent of frequency (Figure 3(c)). There is no corresponding peak or significant difference in  $\chi''$ . If this field-induced feature in  $\text{Tb}_2\text{Ge}_2\text{O}_7$  had antiferromagnetic origins, an increasing field would suppress the peak to lower temperature. The field enhancement of this peak combined with its frequency independence suggest that it is ferromagnetic in character. This feature may be related to the formation of short-range spin correlations in

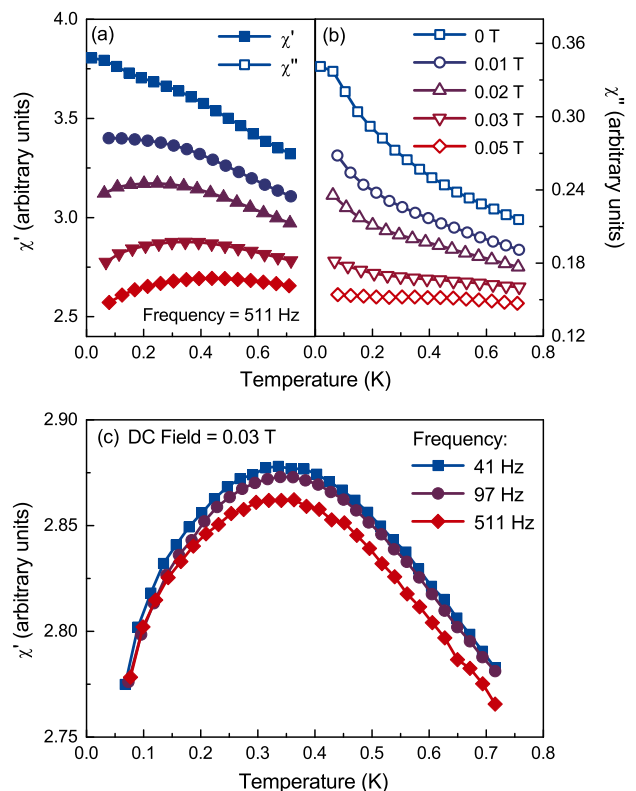


FIG. 3. The (a) real,  $\chi'$ , and (b) imaginary,  $\chi''$ , components of the ac susceptibility of  $\text{Tb}_2\text{Ge}_2\text{O}_7$ . At zero field, there is no peak in the susceptibility down to 20 mK. (c) Small external dc fields induce a frequency independent peak that shifts to higher temperatures with increasing field.

$\text{Tb}_2\text{Ge}_2\text{O}_7$ .

The related pyrochlores,  $\text{Tb}_2\text{Ti}_2\text{O}_7$  and  $\text{Tb}_2\text{Sn}_2\text{O}_7$ , have been extensively characterized with ac susceptibility [14, 36–38]. In  $\text{Tb}_2\text{Ti}_2\text{O}_7$ , frequency dependent peaks at 350 mK and 140 mK are attributed to defect freezing [4] and a quantum spin ice state [14] respectively. In  $\text{Tb}_2\text{Sn}_2\text{O}_7$ , the ordering transition at 850 mK is marked by a frequency independent feature in both the real and imaginary parts of the ac susceptibility [38]. With external magnetic field, this feature of  $\text{Tb}_2\text{Sn}_2\text{O}_7$  is reduced in magnitude while shifting to higher temperatures. Although no peak is observed in the zero-field susceptibility of  $\text{Tb}_2\text{Ge}_2\text{O}_7$ , the behaviors otherwise more closely resemble  $\text{Tb}_2\text{Sn}_2\text{O}_7$ . It is possible that at the lowest temperatures  $\text{Tb}_2\text{Ge}_2\text{O}_7$  is approaching an ordering transition that is not accessible experimentally. A further similarity between  $\text{Tb}_2\text{Sn}_2\text{O}_7$  and  $\text{Tb}_2\text{Ge}_2\text{O}_7$  is the increasing magnitude of the imaginary susceptibility below 1 K, which has been attributed to increasing ferromagnetic correlations in  $\text{Tb}_2\text{Sn}_2\text{O}_7$  [38].

We carried out polarized neutron scattering measurements on  $\text{Tb}_2\text{Ge}_2\text{O}_7$  at the DNS spectrometer, which is operated by the Heinz Maier-Leibnitz Zentrum at Garching. Measurements were taken at 100 mK, 3.5 K, 25 K

and 100 K using a dry-type dilution insert and a top-loading CCR with an incident wavelength of 4.2 Å. *XYZ*-polarization analysis allows the magnetic scattering to be separated from the nuclear-coherent and spin-incoherent components. The scattering of  $\text{Tb}_2\text{Ge}_2\text{O}_7$  at 25 K and 100 K is well-fit by the square of the magnetic form factor for  $\text{Tb}^{3+}$  (Figure 4(a)). Thus, the scattering at these temperatures is mainly paramagnetic. However, the deviations from the magnetic form factor are more pronounced at 25 K compared to 100 K due to the development of short-range correlations.

At 3.5 K, the magnetic diffuse scattering in  $\text{Tb}_2\text{Ge}_2\text{O}_7$  strongly deviates from the magnetic form factor. There is an upturn in the scattering at low- $Q$  and a hump in the scattering centered at  $1.1 \text{ \AA}^{-1}$  (Figure 4(a)). These two features have competing origins. The upturn at low- $Q$  is related to short-range ferromagnetic correlations. The hump at  $1.1 \text{ \AA}^{-1}$  is related to liquid-like correlations. A coexistence of short-range ferromagnetic and liquid-like correlations has also been observed in  $\text{Tb}_2\text{Sn}_2\text{O}_7$  at 1.2 K, above its ordering temperature [24]. The fit to the data was achieved by combining a Lorentzian function and an antiferromagnetic nearest-neighbor spin correlation function. The Lorentzian function,  $I(Q) = \frac{A}{\pi} \frac{\kappa}{\kappa^2 + Q^2}$ , fits the short-range ferromagnetic correlations [39]. The liquid like scattering is modeled by  $I(Q) \approx \frac{\sin(Qr_{ij})}{Qr_{ij}}$ , where  $r_{ij}$  is the distance between spins at sites  $i$  and  $j$  [3]. The value of  $r_{ij}$  was refined to  $3.65(6) \text{ \AA}$ , which agrees well with the Tb-Tb nearest neighbor distance in  $\text{Tb}_2\text{Ge}_2\text{O}_7$  of  $3.52 \text{ \AA}$ . The antiferromagnetic contribution to the scattering, which is responsible for the maximum at  $Q = 1.1 \text{ \AA}^{-1}$  and the minimum at  $Q = 2.1 \text{ \AA}^{-1}$ , is strongly reminiscent of the scattering in  $\text{Tb}_2\text{Ti}_2\text{O}_7$  at 2.5 K [3].

The  $Q$ -dependence of the magnetic diffuse scattering changes significantly between 100 mK and 3.5 K (Figure 4(b)). The decreased error bar size at 100 mK is due to significantly longer counting times. The spectral weight at 100 mK is increasing at low- $Q$  values, towards  $Q = 0$ . The contribution from the liquid-like correlations, which were prominent at 3.5 K, are dwarfed by the low- $Q$  scattering. Thus, at 100 mK the magnetism in  $\text{Tb}_2\text{Ge}_2\text{O}_7$  is dominated by short-range ferromagnetic correlations. This low- $Q$  scattering is fit to a Lorentzian function between  $0.3 \text{ \AA}^{-1}$  and  $0.7 \text{ \AA}^{-1}$ . From this fit, a mean correlation length can be estimated by  $\kappa^{-1}$  as  $3.6(9) \text{ \AA}$ , close to the Tb-Tb distance. Another feature at 100 mK is the presence of developing intensity at  $1.08 \text{ \AA}^{-1}$  and  $1.26 \text{ \AA}^{-1}$  (Figure 4(b)). These positions are the ferromagnetic Bragg peak positions (111) and (200). The (111) reflection is an allowed structural Bragg peak, but (200) is not. Examining the  $\sim 60$  hours of data collected at 100 mK reveals no change in intensity at these positions as a function of time. We thus consider two viable origins for this additional intensity: (i) An imperfect polarization analysis is giving rise to a residual signature

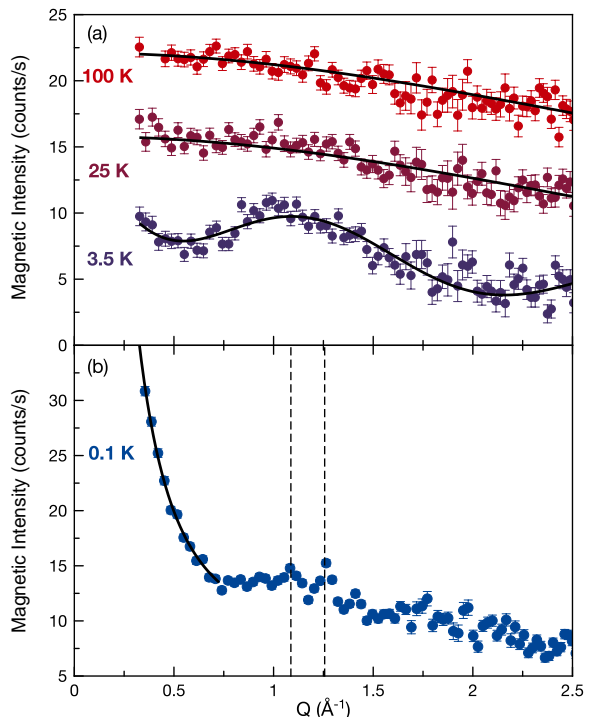


FIG. 4. Magnetic diffuse scattering of  $\text{Tb}_2\text{Ge}_2\text{O}_7$  at (a) 100 K, 25 K, 3.5 K and (b) 100 mK. The scattering at 25 K and 100 K has been offset 6 and 12 counts/s respectively for clarity. The ferromagnetic Bragg peak positions (111) and (200) are indicated by the dashed lines. The black lines are the fits to data, as described in the text.

from the nuclear channel or (ii) at 100 mK,  $\text{Tb}_2\text{Ge}_2\text{O}_7$  is approaching ferromagnetic order that is static on the neutron time-scale. The absence of an ordering transition down to 20 mK in the ac susceptibility precludes the possibility of static order. While ac susceptibility can probe dynamics up to the kilohertz scale, neutrons are sensitive to dynamics on the order of terahertz.

It is worth noting that the 8.6 GPa of external pressure found to induce antiferromagnetic order in  $\text{Tb}_2\text{Ti}_2\text{O}_7$  corresponds to a 1% difference in lattice parameter [19]. Substitution of  $\text{Ti}^{4+}$  by  $\text{Ge}^{4+}$  represents a 2% reduction in lattice parameter. Our results show that, despite enhanced antiferromagnetic exchange,  $\text{Tb}_2\text{Ge}_2\text{O}_7$  does not order antiferromagnetically, nor is it even dominated by antiferromagnetic interactions. Thus, chemical pressure does not mimic the effects of external isotropic pressure in  $\text{Tb}_2\text{Ti}_2\text{O}_7$ . Chemical substitution of  $\text{Tb}_2\text{Ti}_2\text{O}_7$  radically alters the magnetic ground state. This result further emphasizes the delicate balance of exchange, dipolar and crystal field interactions in these pyrochlores. Consideration of the similarities and differences between  $\text{Tb}_2\text{Ti}_2\text{O}_7$  and  $\text{Tb}_2\text{Ge}_2\text{O}_7$  should be useful for achieving a complete understanding of the origin of their collective paramagnetic states. To that end, a thorough study of  $\text{Tb}_2\text{Ge}_2\text{O}_7$ 's crystal field scheme will prove valuable. The

local oxygen environment of terbium, which dictates the crystal electric field, is altered by germanium substitution. Our heat capacity measurements indicate qualitative similarities in the crystal fields of  $\text{Tb}_2\text{Ge}_2\text{O}_7$  and  $\text{Tb}_2\text{Ti}_2\text{O}_7$ . However, it is possible that the significant differences in the magnetism of these two materials are related to subtle differences in the crystal field scheme and, consequently, the single ion anisotropy.

In conclusion, our results reveal a lack of long-range order in  $\text{Tb}_2\text{Ge}_2\text{O}_7$  down to 20 mK. Magnetic diffuse neutron scattering measurements reveal that  $\text{Tb}_2\text{Ge}_2\text{O}_7$  does not share a spin liquid ground state with  $\text{Tb}_2\text{Ti}_2\text{O}_7$ . Instead,  $\text{Tb}_2\text{Ge}_2\text{O}_7$  is dominated by short-range ferromagnetic correlations with a length-scale characteristic of the Tb-Tb distance. A field induced peak with ferromagnetic character is observed in the ac susceptibility.  $\text{Tb}_2\text{Ge}_2\text{O}_7$  represents an exciting new avenue to probe the exotic phase diagram of the terbium pyrochlores. Characterization of the crystal field scheme of  $\text{Tb}_2\text{Ge}_2\text{O}_7$  and a  $\mu\text{SR}$  investigation of its dynamics will allow additional valuable comparisons to be drawn.

We are appreciative of helpful comments from M. J. P. Gingras and B. D. Gaulin. We gratefully acknowledge the support received from staff at the Heinz Maier-Leibnitz Zentrum (MLZ), especially Kirill Nemkovskiy and Heinrich Kolb. We acknowledge support from EPSRC, STFC and the Royal Society. We thank Dr. W. Kockelmann (ISIS) for assistance with diffraction measurements. This work was supported by NSERC, the CRC program, and CFI. A portion of this work was performed at the NHMFL, which is supported by NSF Cooperative Agreement No. DMR-1157490, the State of Florida, and the U.S. DOE. J.G.C. acknowledges support from NSFC (Grant No. 11304371) and the Chinese Academy of Sciences (Grant No. Y2K5016X51).

- 
- [1] J. S. Gardner, M. J. P. Gingras, and J. E. Greedan, *Rev. Mod. Phys.* **82**, 53 (2010).
- [2] B. C. den Hertog and M. J. P. Gingras, *Phys. Rev. Lett.* **84**, 3430 (2000).
- [3] J. S. Gardner, S. R. Dunsiger, B. D. Gaulin, M. J. P. Gingras, J. E. Greedan, R. F. Kiefl, M. D. Lumsden, W. A. MacFarlane, N. P. Raju, J. E. Sonier, I. Swainson, and Z. Tun, *Phys. Rev. Lett.* **82**, 1012 (1999).
- [4] J. S. Gardner, A. Keren, G. Ehlers, C. Stock, E. Segal, J. M. Roper, B. Fåk, M. B. Stone, P. R. Hammar, D. H. Reich, and B. D. Gaulin, *Phys. Rev. B* **68**, 180401 (2003).
- [5] E. Lhotel, C. Paulsen, P. D. de Réotier, A. Yaouanc, C. Marin, and S. Vanishri, *Phys. Rev. B* **86**, 020410 (2012).
- [6] I. V. Aleksandrov, L. G. Mamsurova, K. K. Pukhov, N. G. Trusevich, and L. G. Shcherbakova, *JETP* **34**, 68 (1981).
- [7] J. P. C. Ruff, B. D. Gaulin, J. P. Castellan, K. C. Rule, J. P. Clancy, J. Rodriguez, and H. A. Dabkowska, *Phys. Rev. Lett.* **99**, 237202 (2007).
- [8] Y. Nakanishi, T. Kumagai, M. Yoshizawa, K. Matsuhira, S. Takagi, and Z. Hiroi, *Phys. Rev. B* **83**, 184434 (2011).
- [9] V. Klekovkina and B. Malkin, *Optics and Spectroscopy* **116**, 849 (2014).
- [10] T. Fennell, M. Kenzelmann, B. Roessli, H. Mutka, J. Olivier, M. Ruminy, U. Stuhr, O. Zaharko, L. Bovo, A. Cervellino, M. K. Haas, and R. J. Cava, *Phys. Rev. Lett.* **112**, 017203 (2014).
- [11] H. R. Molavian, M. J. P. Gingras, and B. Canals, *Phys. Rev. Lett.* **98**, 157204 (2007).
- [12] S. Onoda and Y. Tanaka, *Phys. Rev. Lett.* **105**, 047201 (2010).
- [13] T. Fennell, M. Kenzelmann, B. Roessli, M. K. Haas, and R. J. Cava, *Phys. Rev. Lett.* **109**, 017201 (2012).
- [14] L. Yin, J. S. Xia, Y. Takano, N. S. Sullivan, Q. J. Li, and X. F. Sun, *Phys. Rev. Lett.* **110**, 137201 (2013).
- [15] K. Fritsch, K. A. Ross, Y. Qiu, J. R. D. Copley, T. Guidi, R. I. Bewley, H. A. Dabkowska, and B. D. Gaulin, *Phys. Rev. B* **87**, 094410 (2013).
- [16] P. Bonville, I. Mirebeau, A. Gukasov, S. Petit, and J. Robert, *Phys. Rev. B* **84**, 184409 (2011).
- [17] P. Bonville, A. Gukasov, I. Mirebeau, and S. Petit, *Phys. Rev. B* **89**, 085115 (2014).
- [18] A. P. Sazonov, A. Gukasov, H. B. Cao, P. Bonville, E. Ressouche, C. Decorse, and I. Mirebeau, *Phys. Rev. B* **88**, 184428 (2013).
- [19] I. Mirebeau, I. N. Goncharenko, P. Cadavez-Peres, S. T. Bramwell, M. J. P. Gingras, and J. S. Gardner, *Nature* **420** (2002).
- [20] K. C. Rule, J. P. C. Ruff, B. D. Gaulin, S. R. Dunsiger, J. S. Gardner, J. P. Clancy, M. J. Lewis, H. A. Dabkowska, I. Mirebeau, P. Manuel, Y. Qiu, and J. R. D. Copley, *Phys. Rev. Lett.* **96**, 177201 (2006).
- [21] A. P. Sazonov, A. Gukasov, I. Mirebeau, H. Cao, P. Bonville, B. Grenier, and G. Dhалenne, *Phys. Rev. B* **82**, 174406 (2010).
- [22] I. Mirebeau, I. N. Goncharenko, G. Dhалenne, and A. Revcolevschi, *Phys. Rev. Lett.* **93**, 187204 (2004).
- [23] K. Matsuhira, Y. Hinatsu, K. Tenya, H. Amitsuka, and T. Sakakibara, *Journal of the Physical Society of Japan* **71**, 1576 (2002).
- [24] I. Mirebeau, A. Apetrei, J. Rodriguez-Carvajal, P. Bonville, A. Forget, D. Colson, V. Glazkov, J. P. Sanchez, O. Isnard, and E. Suard, *Phys. Rev. Lett.* **94**, 246402 (2005).
- [25] J. D. M. Champion, S. T. Bramwell, P. C. W. Holdsworth, and M. J. Harris, *EPL (Europhysics Letters)* **57**, 93 (2002).
- [26] S. Petit, P. Bonville, I. Mirebeau, H. Mutka, and J. Robert, *Phys. Rev. B* **85**, 054428 (2012).
- [27] H. D. Zhou, J. G. Cheng, A. M. Hallas, C. R. Wiebe, G. Li, L. Balicas, J. S. Zhou, J. B. Goodenough, J. S. Gardner, and E. S. Choi, *Phys. Rev. Lett.* **108**, 207206 (2012).
- [28] K. Matsuhira, Y. Hinatsu, K. Tenya, and T. Sakakibara, *J. Phys. Condens. Matter* **12**, L649 (2000).
- [29] A. M. Hallas, J. A. M. Paddison, H. J. Silverstein, A. L. Goodwin, J. R. Stewart, A. R. Wildes, J. G. Cheng, J. S. Zhou, J. B. Goodenough, E. S. Choi, G. Ehlers, J. S. Gardner, C. R. Wiebe, and H. D. Zhou, *Phys. Rev. B* **86**, 134431 (2012).
- [30] Z. L. Dun, M. Lee, E. S. Choi, A. M. Hallas, C. R. Wiebe, J. S. Gardner, E. Arrighi, R. S. Freitas, A. M. Arevalo-

- Lopez, J. P. Attfield, H. D. Zhou, and J. G. Cheng, *Phys. Rev. B* **89**, 064401 (2014).
- [31] S. Geller and J. M. Gaines, *Zeitschrift für Kristallographie* **180**, 243 (1987).
- [32] T. Taniguchi, H. Kadowaki, H. Takatsu, B. Fåk, J. Ollivier, T. Yamazaki, T. J. Sato, H. Yoshizawa, Y. Shimura, T. Sakakibara, T. Hong, K. Goto, L. R. Yaraskavitch, and J. B. Kycia, *Phys. Rev. B* **87**, 060408 (2013).
- [33] K. Fritsch, E. Kermarrec, K. A. Ross, Y. Qiu, J. R. D. Copley, D. Pomaranski, J. B. Kycia, H. A. Dabkowska, and B. D. Gaulin, *Phys. Rev. B* **90**, 014429 (2014).
- [34] K. A. Ross, T. Proffen, H. A. Dabkowska, J. A. Quillian, L. R. Yaraskavitch, J. B. Kycia, and B. D. Gaulin, *Phys. Rev. B* **86**, 174424 (2012).
- [35] M. J. P. Gingras, B. C. den Hertog, M. Faucher, J. S. Gardner, S. R. Dunsiger, L. J. Chang, B. D. Gaulin, N. P. Raju, and J. E. Greedan, *Phys. Rev. B* **62**, 6496 (2000).
- [36] B. G. Ueland, G. C. Lau, R. J. Cava, J. R. O'Brien, and P. Schiffer, *Phys. Rev. Lett.* **96**, 027216 (2006).
- [37] N. Hamaguchi, T. Matsushita, N. Wada, Y. Yasui, and M. Sato, *Phys. Rev. B* **69**, 132413 (2004).
- [38] M. L. Dahlberg, M. J. Matthews, P. Jiramongkolchai, R. J. Cava, and P. Schiffer, *Phys. Rev. B* **83**, 140410 (2011).
- [39] I. Mirebeau, H. Mutka, P. Bonville, A. Apetrei, and A. Forget, *Phys. Rev. B* **78**, 174416 (2008).