

Current-induced forces: a simple derivation

Tchavdar N. Todorov and Daniel Dundas

*Atomistic Simulation Centre, School of Mathematics and Physics,
Queen's University Belfast, Belfast BT7 1NN, United Kingdom*

Jing-Tao Lü

*School of Physics, Huazhong University of Science and Technology,
1037 Luoyu Road, Wuhan 430074, China*

Mads Brandbyge

*Center for Nanostructured Graphene (CNG),
DTU Nanotech, Department of Micro- and Nanotechnology,
Technical University of Denmark, Ørsteds Plads,
Build. 345E, DK-2800 Kongens Lyngby, Denmark*

Per Hedegård

*Niels Bohr Institute, Nano-Science Center, University of Copenhagen,
Universitetsparken 5, 2100 Copenhagen Ø, Denmark*

(Dated: February 29, 2024)

Abstract

We revisit the problem of forces on atoms under current in nanoscale conductors. We derive and discuss the five principal kinds of force under steady-state conditions from a simple standpoint that - with the help of background literature - should be accessible to physics undergraduates. The discussion aims at combining methodology with an emphasis on the underlying physics through examples. We discuss and compare two forces present only under current - the non-conservative electron wind force and a Lorentz-like velocity-dependent force. It is shown that in metallic nanowires both display significant features at the wire surface, making it a candidate for the nucleation of current-driven structural transformations and failure. Finally we discuss the problem of force noise and the limitations of Ehrenfest dynamics.

PACS numbers: 72.10.Bg, 73.63.Nm, 73.50.Bk

I. INTRODUCTION

We have all seen a waterwheel (Fig. 1) and have an intuitive feel for how it works. Consider now an atom in a solid. Normally we think of atoms as executing small-amplitude thermal vibrations about their equilibrium positions. That is, we think of them as oscillators. In one dimension an oscillator can only go back and forth. But in 2d or 3d it could run around a circle, provided its natural frequencies along two independent directions are equal. Can then the flow of *electrical current* somehow be gauged to drive an atom around, in a manner akin to a waterwheel? According

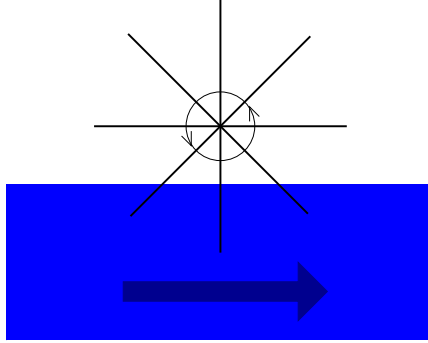


FIG. 1: Schematic of a waterwheel.

to an argument by Sorbello [1] this should be possible. When an atom - or more precisely an atomic nucleus - is immersed in a current, incident electrons get scattered. There is a transfer of momentum between the flow and the target, and a resultant force. This force is called the *electron wind force*. For an isolated scatterer in a free-electron metal it is given by

$$\mathbf{F}_w = \sigma p_F \mathbf{j} \quad (1)$$

where σ is the scattering cross section of the target [29], p_F is the Fermi momentum of the electrons and \mathbf{j} is the incident electron particle current density.

Therefore if we design a closed path that goes through regions of different current density, the net work done by this force need not be zero. One such path is shown in Fig. 2. Then the wind force is *non-conservative*, with the capacity to continually pump energy into the nuclear motion by driving the nuclei around closed paths in configuration space. This possibility began to attract attention in the context of atomic and molecular wires about 10 years ago [2], initially with arguments that appeared at odds with each other [2, 3], the full resolution of which still requires further work [4]. After several years of further consideration the non-conservative character of forces on atoms in nanowires was demonstrated microscopically, culminating in the design (through simulation) of

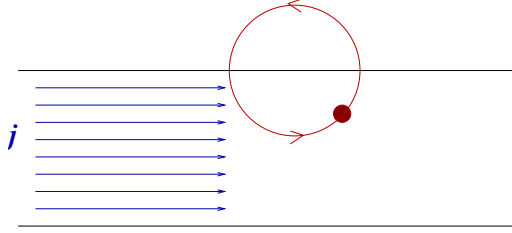


FIG. 2: A scatterer in an electron current. When the scatterer is inside the metal wire, the current density exerts a force on it - the electron wind force. Outside, there is no force. Thus, the wind force does non-zero net work around the closed path shown, and can *drive* the atom around.

a single-atom “waterwheel” [5]. The idea was soon extended to waterwheels in abstract spaces spanned by generalized cooperative displacements [6, 7].

These prospects raise a number of questions. Leaving aside the idea of atomic-scale motors, non-conservative forces can have practical repercussions for the *stability* of atomic wires. Electromigration is a class of phenomena [1] in which electrical current drives atomic diffusion and rearrangements resulting in the mechanical failure of a conductor. Electromigration is traditionally thought of as a thermally-assisted process. But kinetic energy gain into “waterwheel” atomic motion under non-conservative forces could be an alternative activation mechanism, and potentially a much more powerful one.

These problems are being investigated by a growing number of researchers [8–13] with further questions being uncovered all the time. However, the physical - and to an extent mathematical - understanding of forces due to current remains a challenging subject, for a simple reason. A real waterwheel is driven by a classical flow. But in the atomic case it is the quantum electron fluid doing it, and the rotors themselves (the nuclear subsystem) have to - or may have to - be considered quantum-mechanically, at least for some aspects of the full problem.

Force on the other hand is fundamentally a classical notion.

Combining these partly but not wholly intuitive elements into a physical yet rigorous understanding requires careful considerations. The above works have derived and discussed forces under current from a variety of standpoints. They are fundamentally connected but vary in technical difficulty and physical flavour.

The aim of the present discussion is to obtain these forces in a simple way which at the same time retains the essential ingredients needed to capture the principal *types* of forces - there are five - along with a picture of the physics behind them. The methods involved should be accessible to physics undergraduates and postgraduates in the physical sciences.

II. MEAN FORCE

The forces we are considering are fundamentally forces on atomic nuclei, or possibly ions. Nevertheless we will occasionally speak of atoms and atomic motion, to help visualize the problem.

Our object is to find these forces under current flow in a generic atomic or molecular wire [14, 15] as depicted in Fig. 3. We will do so in steps, introducing briefly the Landauer picture of

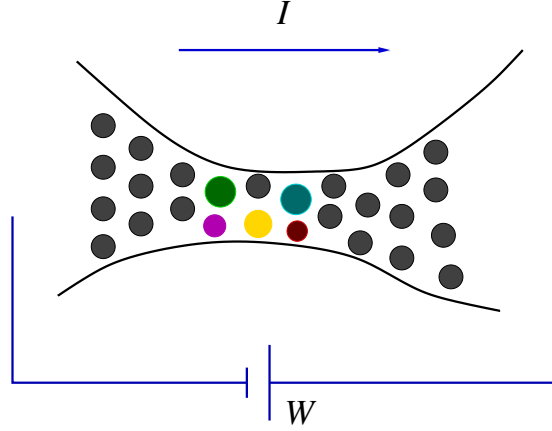


FIG. 3: A conducting nanojunction. Circles represent atoms.

conduction in nanoscale systems on the way.

A. Formalism

We will approach the problem by low-order time-dependent perturbation theory for the density matrix (DM). The DM for a system with Hamiltonian

$$\hat{H}(t) = \hat{H}_0 + \hat{V}(t) \quad (2)$$

obeys the Liouville equation

$$i\hbar \dot{\hat{\rho}}(t) = [\hat{H}(t), \hat{\rho}(t)] \quad (3)$$

whose solution to first order in $\hat{V}(t)$ is

$$\hat{\rho}(t) = \hat{\rho}_0(t) + \frac{1}{i\hbar} \int_0^t [\hat{U}_0(t, \tau) \hat{V}(\tau) \hat{U}_0(\tau, t), \hat{\rho}_0(t)] d\tau \quad (4)$$

where $\hat{U}_0(t, \tau) = e^{-i\hat{H}_0(t-\tau)/\hbar}$ and $\hat{\rho}_0(t) = \hat{U}_0(t, 0)\hat{\rho}(0)\hat{U}_0(0, t)$.

Consider a system of quantum electrons and harmonic oscillators with (for the moment, many-body) Hamiltonian

$$\hat{H} = \left[\hat{H}_e + \sum_{\beta} \left(\frac{\hat{P}_{\beta}^2}{2M_{\beta}} + \frac{1}{2} M_{\beta} \omega_{\beta}^2 \hat{X}_{\beta}^2 \right) \right] - \sum_{\beta} \hat{F}_{\beta} \hat{X}_{\beta} = \hat{H}_0 + \hat{V}. \quad (5)$$

\hat{H}_e describes electrons in the absence of vibrations and the second term in square brackets describes free vibrations (with M_{β} a mass-like parameter). The two together form the unperturbed Hamiltonian \hat{H}_0 . $\hat{V} = -\sum_{\beta} \hat{F}_{\beta} \hat{X}_{\beta}$ is the electron-oscillator coupling, and will be treated as a perturbation. For the moment the oscillators could represent generalized degrees of freedom, such as unperturbed vibrational normal modes, or individual nuclear degrees of freedom viewed as Einstein oscillators.

The construction of the coupling \hat{F}_{β} from scratch is a difficult - and to an extent open - problem. The systems of interest are infinite, aperiodic and open, with a continuum of electronic states. In addition, interatomic forces under current contain the key non-conservative component highlighted already. These factors require a reconsideration of the usual Born-Oppenheimer separation [10].

A possible physical picture of the *unperturbed* dynamics is to imagine that nuclei vibrate on a chosen known potential-energy surface (such as the ground-state Born-Oppenheimer surface), while electrons remain in a current-carrying steady state for each geometry. One can then make a small-amplitude expansion in nuclear displacements about a chosen configuration. A natural choice of expansion point is the equilibrium geometry on the reference surface. However one may consider nearby points, so long as nuclei remain bound and a Hamiltonian quadratic in the displacements remains appropriate, at least locally. The resultant coupling then has a dual role: to introduce the additional non-equilibrium current-induced forces, and to generate inelastic electron-phonon scattering. Explicit constructions of the coupling are discussed for example in Refs. [16, 17].

In general \hat{F}_{β} will be the sum of a 1-body electronic operator and a scalar (both dependent on the expansion point). The electronic part typically is minus the gradient, with respect to nuclear displacements, of a (possibly screened) electron-nuclear interaction.

Alternatively we may think of (5) as a generic model electron-phonon Hamiltonian, while noting that by construction \hat{F}_{β} remains the gradient of the interaction with respect to the negative of the conjugate displacement. We will take this view here and will assume further that \hat{F}_{β} is purely a 1-body electronic quantity.

The resultant calculation is exact in the reference Hamiltonian, and is exact also in the perturbation, in the limit of small-amplitude atomic motion. This is important as the response coefficients that characterize current-induced forces below describe that limit.

These questions are receiving renewed attention with fresh work on the many-body electron-nuclear Schrödinger equation [18–20].

Our aim is to calculate the quantity

$$F_\alpha(t) = \text{Tr}\{\hat{F}_\alpha \hat{\rho}(t)\} \quad (6)$$

to second order in $\{\hat{F}_\beta\}$, and to relate it to the motion of the centroid of the oscillator distribution. The centroid is the collection of mean displacements $X_\beta(t) = \text{Tr}\{\hat{X}_\beta \hat{\rho}(t)\}$, with velocities $V_\beta(t) = \dot{X}_\beta(t) = \text{Tr}\{\hat{P}_\beta \hat{\rho}(t)\}/M_\beta$ (not to be confused with the perturbing potential \hat{V}). The centroid $\{X_\beta(t)\}$ is what we would interpret as *classical* coordinates, in a mixed quantum-classical picture of electron-nuclear dynamics, such as Ehrenfest dynamics [21].

$F_\alpha(t)$ above is the mean force exerted by electrons on degree of freedom α . Indeed

$$\hat{F}_\alpha = \frac{1}{i\hbar} \left[\hat{P}_\alpha, \left(- \sum_\beta \hat{F}_\beta \hat{X}_\beta \right) \right] \quad (7)$$

and therefore (as may be expected from the earlier discussion) $F_\alpha(t)$ is the contribution to the mean rate of change of the momentum of degree of freedom α , due to the coupling to electrons [1]. In other words, $F_\alpha(t)$ is the effective force experienced by the mean displacement $X_\alpha(t)$, and is what we would calculate for the force on the corresponding classical degree of freedom in the Ehrenfest approximation.

For the unperturbed density matrix we now make the choice $\hat{\rho}_0(t) = \hat{\rho}_{0,e}(t) \otimes \hat{\rho}_{0,\text{osc}}(t)$, where $\hat{\rho}_{0,\text{osc}}(t)$ describes oscillators in time-evolving wavepackets with

$$X_\beta(t) = \text{Tr}_{\text{osc}}\{\hat{X}_\beta \hat{\rho}_{0,\text{osc}}(t)\} = a_\beta \cos(\omega_\beta t - \phi_\beta) \quad (8)$$

$$V_\beta(t) = \dot{X}_\beta(t) = -a_\beta \omega_\beta \sin(\omega_\beta t - \phi_\beta). \quad (9)$$

Below we consider non-interacting electrons. However screening plays an important - and occasionally problematic - role in current-induced forces and electron-phonon scattering. An outline is given in Refs. [1, 11].

Next, we substitute into equation (4), trace out the oscillators and trace out all but one electron. The result, for non-interacting electrons, is

$$\hat{\rho}_{1e}(t) = \hat{\rho}_{0,1e}(t) - \frac{1}{i\hbar} \sum_\beta \int_0^t [\hat{f}_\beta(\tau - t), \hat{\rho}_{0,1e}(t)] X_\beta(\tau) d\tau \quad (10)$$

where all operators are now 1-electron operators (indicated explicitly for the reduced 1-electron DM and by the use of lower-case symbols for other electronic operators) and

$$\hat{f}_\beta(s) = e^{i\hat{h}_e s/\hbar} \hat{f}_\beta e^{-i\hat{h}_e s/\hbar} \quad (11)$$

is an interaction-picture operator. [30]

Our final task is the choice of unperturbed electronic DM $\hat{\rho}_{0,1e}(t)$. To this end we now briefly introduce the Landauer picture of steady-state transport in mesoscopic systems.

B. Landauer picture of transport

The Landauer picture (LP) of conduction is a powerful construct which - combined with Green's function theory - has become the most widely used transport method for nanoscale systems. The LP is summarized in Fig. 4. The nanoconductor of interest - the sample - is connected to two

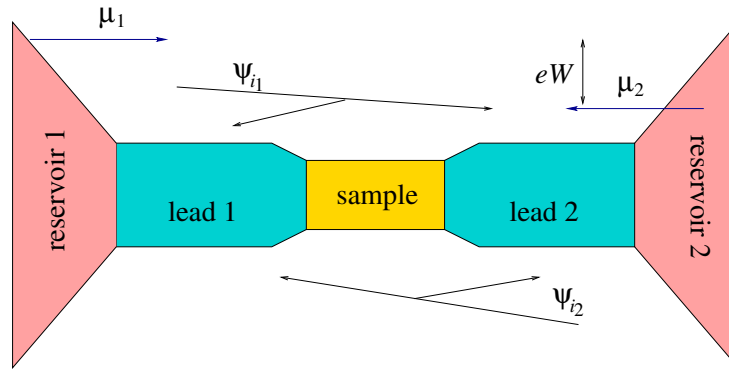


FIG. 4: The Landauer picture. Details are discussed in the text.

perfect leads, each in turn connected through a reflectionless contact to a heat-particle reservoir for electrons. The two reservoirs have different electrochemical potentials, μ_1 and μ_2 , and inject carriers into their respective leads with the corresponding energy distributions. Formally, the injected carriers in the steady state occupy a set of stationary scattering wavefunctions, two of which are depicted schematically in the figure. A state $|\psi_{i_1}\rangle$ consists of an incident wave in lead 1 that gets partially transmitted into lead 2 and partially reflected back, and conversely for $|\psi_{i_2}\rangle$. Bias enters the LP via the *electrochemical* potential difference $eW = \mu_1 - \mu_2$ between the *reservoirs*. [31]

We may form the partial density-of-states operators for the two sets of states

$$\hat{d}_1(\epsilon) = \sum_{i_1} |\psi_{i_1}\rangle \delta(\epsilon - \epsilon_{i_1}) \langle \psi_{i_1}| \quad \text{and} \quad \hat{d}_2(\epsilon) = \sum_{i_2} |\psi_{i_2}\rangle \delta(\epsilon - \epsilon_{i_2}) \langle \psi_{i_2}| \quad (12)$$

where ϵ_{i_1, i_2} are the energies of the respective states. Hence we can characterize the LP steady state by the time-independent 1-electron DM

$$\hat{\rho}_{\text{LP}} = \int_{-\infty}^{\infty} \hat{\rho}_{\text{LP}}(\epsilon) d\epsilon \quad , \quad \hat{\rho}_{\text{LP}}(\epsilon) = n_F(\epsilon - \mu_1) \hat{d}_1(\epsilon) + n_F(\epsilon - \mu_2) \hat{d}_2(\epsilon) \quad (13)$$

where $n_F(\epsilon - \mu_1)$ and $n_F(\epsilon - \mu_2)$ are the Fermi-Dirac population functions for electrons arriving from the respective reservoirs, $n_F(\xi) = (e^{\xi/k_B T} + 1)^{-1}$. Like the electrochemical potentials μ_1 and μ_2 , the temperature T therein is a property of the reservoirs. [32] $\hat{d}_1(\epsilon)$ and $\hat{d}_2(\epsilon)$, and hence all 1-electron properties of the system, may be calculated with the aid of Green's functions [21].

C. Steady-state forces

We now set $\hat{\rho}_{0,1e}(t) = \hat{\rho}_{\text{LP}}$, write $X_\beta(\tau) = a_\beta \cos[\omega_\beta(\tau - t) + \omega_\beta t - \phi_\beta] = X_\beta(t) \cos \omega_\beta(\tau - t) + [V_\beta(t)/\omega_\beta] \sin \omega_\beta(\tau - t)$, and substitute into (10) and (6) to obtain the second-order forces [33]

$$F_\alpha(t) = - \sum_\beta K_{\alpha\beta} X_\beta(t) + \sum_\beta L_{\alpha\beta} V_\beta(t) \quad (14)$$

where

$$K_{\alpha\beta} = \frac{1}{i\hbar} \int_0^t \text{Tr}\{\hat{f}_\alpha[\hat{f}_\beta(\tau - t), \hat{\rho}_{\text{LP}}]\} \cos \omega_\beta(\tau - t) d\tau \quad (15)$$

$$L_{\alpha\beta} = -\frac{1}{i\hbar\omega_\beta} \int_0^t \text{Tr}\{\hat{f}_\alpha[\hat{f}_\beta(\tau - t), \hat{\rho}_{\text{LP}}]\} \sin \omega_\beta(\tau - t) d\tau. \quad (16)$$

To evaluate $K_{\alpha\beta}$ and $L_{\alpha\beta}$, we take $t \rightarrow \infty$ [34] and use the relations

$$e^{i\hat{h}_e s/\hbar} \hat{\rho}_{\text{LP}} = \int_{-\infty}^{\infty} e^{i\epsilon s/\hbar} \hat{\rho}_{\text{LP}}(\epsilon) d\epsilon \quad (17)$$

$$\hat{g}^+(\epsilon) = \lim_{t \rightarrow \infty} \frac{1}{i\hbar} \int_0^t e^{i(\epsilon - \hat{h}_e)s/\hbar} ds \quad (18)$$

where

$$\hat{g}^+(\epsilon) = \lim_{\eta \rightarrow 0^+} (\epsilon - \hat{h}_e + i\hbar\eta)^{-1} \quad (19)$$

is the retarded 1-electron Green's function. [35]

The result for $K_{\alpha\beta}$ and $L_{\alpha\beta}$ is

$$K_{\alpha\beta} = \text{Re} \int_{-\infty}^{\infty} \text{Tr}\{\hat{f}_\alpha[\hat{g}^+(\epsilon + \hbar\omega_\beta) + \hat{g}^+(\epsilon - \hbar\omega_\beta)]\hat{f}_\beta\hat{\rho}_{\text{LP}}(\epsilon)\} d\epsilon \quad (20)$$

$$L_{\alpha\beta} = \frac{1}{\omega_\beta} \text{Im} \int_{-\infty}^{\infty} \text{Tr}\{\hat{f}_\alpha[\hat{g}^+(\epsilon + \hbar\omega_\beta) - \hat{g}^+(\epsilon - \hbar\omega_\beta)]\hat{f}_\beta\hat{\rho}_{\text{LP}}(\epsilon)\} d\epsilon. \quad (21)$$

In the rest of the discussion of mean forces we will consider a single oscillator frequency, ω_0 . An example where this situation arises are degenerate, or nearly degenerate, unperturbed normal modes, which are especially strongly coupled by current [5, 6]. Alternatively, we may think of the introduction of ω_0 as follows. Once the full perturbed equations of motion of atoms under current are known, we may recalculate the normal modes to find new modes describing atomic motion

in the current-carrying system [6]. Due to the non-conservative current-induced force, which we will discuss shortly, the amplitude of some of the new modes may grow in time and dominate the dynamics. ω_0 can be the frequency (or more precisely its real part) of one of these modes, with indices α and β labelling atomic degrees of freedom. The forces we are calculating are then the forces on atoms, under motion in that mode. The general case is discussed in [22].

D. Electron-hole pairs

Atomic motion generates electron-hole excitations in the electron gas which act back via the forces on atoms. It turns out that the forces can be written solely in terms of a weighted electron-hole density of states. We introduce the function $\Lambda_{\alpha\beta}(\omega)$, which encodes important information about electrons:

$$\Lambda_{\alpha\beta}(\omega) = \sum_{p,q} \langle \psi_q | \hat{f}_\alpha | \psi_p \rangle \langle \psi_p | \hat{f}_\beta | \psi_q \rangle n_F(\epsilon_q - \mu_q) \delta(\hbar\omega - \epsilon_q + \epsilon_p). \quad (22)$$

Here the sums include all electron states, i.e. scattering states emerging both from lead 1 and from lead 2. We use the notation $\mu_q = \mu_1$ if the state ψ_q is incident from lead 1, and likewise for lead 2.

The dynamics is controlled by two Green's functions, which only depend on the oscillator frequency and are independent of the details of the electronic system. They are

$$G_K(\omega) = \frac{1}{\omega + \omega_0 + i\eta} + \frac{1}{\omega - \omega_0 + i\eta} \quad (23)$$

$$G_L(\omega) = \frac{1}{\omega + \omega_0 + i\eta} - \frac{1}{\omega - \omega_0 + i\eta} \quad (24)$$

where η is an infinitesimal positive quantity. The two force-functions can now be written as

$$K_{\alpha\beta} = \text{Re} \int_{-\infty}^{\infty} G_K(\omega) \Lambda_{\alpha\beta}(\omega) d\omega \quad (25)$$

$$L_{\alpha\beta} = \frac{1}{\omega_0} \text{Im} \int_{-\infty}^{\infty} G_L(\omega) \Lambda_{\alpha\beta}(\omega) d\omega. \quad (26)$$

We can further symmetrize $\Lambda_{\alpha\beta}(\omega)$ and write it as a sum of even and odd functions:

$$\Lambda_{\alpha\beta}(\omega) = \Lambda_{\alpha\beta}^e(\omega) + \Lambda_{\alpha\beta}^o(\omega) \quad (27)$$

where

$$\Lambda_{\alpha\beta}^e(\omega) = \frac{1}{2} [\Lambda_{\alpha\beta}(\omega) + \Lambda_{\alpha\beta}(-\omega)] \quad \text{and} \quad \Lambda_{\alpha\beta}^o(\omega) = \frac{1}{2} [\Lambda_{\alpha\beta}(\omega) - \Lambda_{\alpha\beta}(-\omega)]. \quad (28)$$

Since the real and imaginary parts of $G_K(\omega)$ and $G_L(\omega)$ are either even or odd, we arrive at the following forms for the functions (using the notation $A = A' + iA''$ for the various complex

quantities):

$$K_{\alpha\beta} = 2 \int_0^\infty [G'_K(\omega)\Lambda_{\alpha\beta}^{\circ\prime}(\omega) - G''_K(\omega)\Lambda_{\alpha\beta}^e{}''(\omega)] d\omega \quad (29)$$

$$L_{\alpha\beta} = 2 \frac{1}{\omega_0} \int_0^\infty [G''_L(\omega)\Lambda_{\alpha\beta}^{\circ\prime}(\omega) + G'_L(\omega)\Lambda_{\alpha\beta}^e{}''(\omega)] d\omega \quad (30)$$

where the two relevant Λ -functions are

$$\Lambda_{\alpha\beta}^{\circ\prime}(\omega) = \frac{1}{2} \sum_{p,q} \text{Re} [\langle \psi_q | \hat{f}_\alpha | \psi_p \rangle \langle \psi_p | \hat{f}_\beta | \psi_q \rangle] \times \\ [n_F(\epsilon_q - \mu_q) - n_F(\epsilon_p - \mu_p)] \delta(\hbar\omega - \epsilon_q + \epsilon_p) \quad (31)$$

$$\Lambda_{\alpha\beta}^e{}''(\omega) = \frac{1}{2} \sum_{p,q} \text{Im} [\langle \psi_q | \hat{f}_\alpha | \psi_p \rangle \langle \psi_p | \hat{f}_\beta | \psi_q \rangle] \times \\ [n_F(\epsilon_q - \mu_q) - n_F(\epsilon_p - \mu_p)] \delta(\hbar\omega - \epsilon_q + \epsilon_p). \quad (32)$$

We note several points. First, both Λ -functions are a sum over electron-hole pairs with a total energy $\hbar\omega$. The factors $[n_F(\epsilon_q - \mu_q) - n_F(\epsilon_p - \mu_p)]$, together with the delta function, ensure that. Each electron-hole pair contribution is weighted by a factor depending on the matrix elements of the force operators. Next, by inspection we can see that the function $\Lambda_{\alpha\beta}^{\circ\prime}(\omega)$ is even with respect to exchange of indices α and β . The other function, $\Lambda_{\alpha\beta}^e{}''(\omega)$, is odd in these indices.

The final, and very important, observation is that at equilibrium, i.e. $\mu_1 = \mu_2 = \mu$, the function $\Lambda_{\alpha\beta}^e{}''(\omega)$ will vanish. Indeed then all states (right- and left-travelling) with a given energy $\epsilon_q = \epsilon$ enter the expression for $\Lambda(\omega)$ with the same occupancy $n_F(\epsilon - \mu)$. But, within this degenerate Hilbert space, we can always choose a basis with pure real wavefunctions. Then $\Lambda_{\alpha\beta}^e{}''(\omega)$, which is composed of the imaginary parts, vanishes.

III. POSITION-DEPENDENT FORCES

A. General results

Equation (14) shows that matrix K describes position-dependent steady-state forces exerted by electrons on nuclear vibrations. They come in two forms: conservative and non-conservative, which we separate below.

Forces are non-conservative if their “curl” is non-zero. The “curl” in our case is defined as the tensor

$$\frac{\partial F_\beta}{\partial X_\alpha} - \frac{\partial F_\alpha}{\partial X_\beta} = K_{\alpha\beta} - K_{\beta\alpha} \quad (33)$$

which is twice the anti-symmetric part of $K_{\alpha\beta}$,

$$K_{\alpha\beta}^{\text{asym}} = -2 \int_0^\infty G_K''(\omega) \Lambda_{\alpha\beta}^e''(\omega) d\omega. \quad (34)$$

The Green's function $G_K''(\omega)$ is given by

$$G_K''(\omega) = \text{Im } G_K(\omega) = -\pi [\delta(\omega - \omega_0) + \delta(\omega + \omega_0)]. \quad (35)$$

Hence our final result for the non-conservative force is

$$F_\alpha^{\text{NC}}(t) = -2\pi \sum_\beta \Lambda_{\alpha\beta}^e''(\omega_0) X_\beta(t). \quad (36)$$

The force will vanish at equilibrium, since as we have noted the function $\Lambda_{\alpha\beta}^e''(\omega_0)$ vanishes in that case.

The remaining - symmetric - part of $K_{\alpha\beta}$ on the other hand gives rise to effective corrections to the equilibrium dynamical response matrix [13], and thus to the effective confining potential for nuclei. This correction is also potentially important, as it shifts phonon frequencies.

B. Example: Sorbello's argument

The anti-symmetric part of K describes non-conservative forces with the capacity to drive the nuclear subsystem around closed paths. Insight into these forces may be gained by evaluating K^{asym} explicitly for a weak scatterer, serving as a test particle, in a current-carrying metal [12]. If the scattering potential of the test particle is $\hat{v} = C\delta(\hat{\mathbf{r}} - \mathbf{R})$, with $\hat{\mathbf{f}} = -\nabla_{\mathbf{R}}\hat{v}$, where \mathbf{r} denotes electron position and \mathbf{R} is that of the scatterer, then to lowest order in the strength C we get

$$\nabla_{\mathbf{R}} \times \mathbf{F}(\mathbf{R}) = \frac{2\pi m_e C^2}{\hbar} \nabla_{\mathbf{R}} \times \mathbf{L}(\mathbf{R}). \quad (37)$$

Here the vector $\mathbf{L}(\mathbf{R})$ is given by

$$\begin{aligned} \mathbf{L}(\mathbf{R}) = \frac{1}{2} \sum_{p,q} (\rho_p \mathbf{J}_q - \rho_q \mathbf{J}_p) \times \\ [n_F(\epsilon_q - \mu_q) - n_F(\epsilon_p - \mu_p)] \delta(\hbar\omega_0 - \epsilon_q + \epsilon_p) \end{aligned} \quad (38)$$

where $\rho_q = \psi_q^*(\mathbf{R})\psi_q(\mathbf{R})$ is the electron density of state q at the test-particle position $\mathbf{r} = \mathbf{R}$, and $\mathbf{J}_q = (\hbar/m_e) \text{Im } \psi_q^*(\mathbf{R})\nabla\psi_q(\mathbf{R})$ is the velocity density of the state, at that position.

We will evaluate it for the situation considered in Sorbello's argument (Fig. 2). We consider a jellium wire with a square cross section of side S . The energy eigenstates are travelling waves

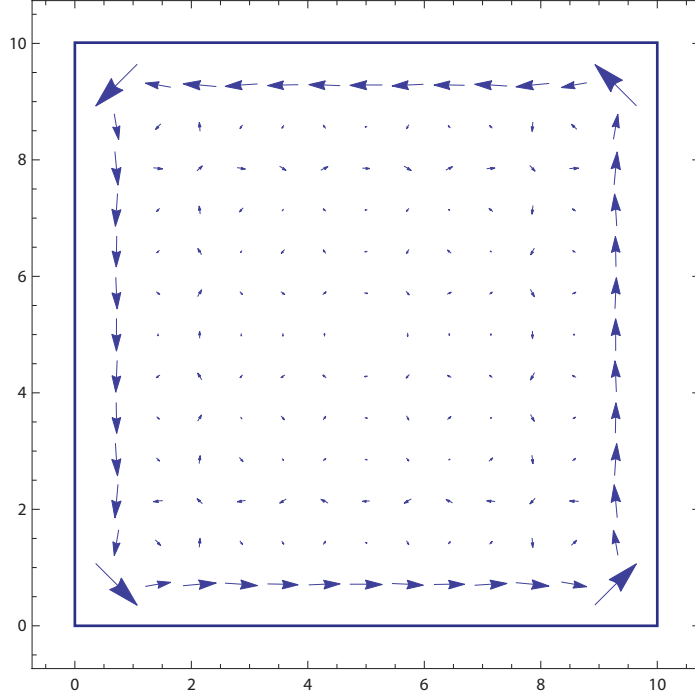


FIG. 5: Curl of non-conservative force on an impurity in a current-carrying free-electron wire with a square cross section. Electrons are flowing out of the page. The sidelength is $S = 10\lambda_F$.

along the wire axis (z) and standing waves in the transverse (x - y) plane:

$$\psi_{knm}(\mathbf{r}) = \frac{e^{ikz}}{\sqrt{l}} \chi_{nm}(\mathbf{r}) \quad , \quad \chi_{nm}(\mathbf{r}) = \frac{2}{S} \sin\left(\frac{n\pi x}{S}\right) \sin\left(\frac{m\pi y}{S}\right) \quad (39)$$

where l is a normalization length. The energy of the state is $\epsilon_{knm} = \frac{\hbar^2 k^2}{2m_e} + \frac{\hbar^2 \pi^2}{2m_e S^2} (n^2 + m^2)$.

The curl of the non-conservative force will be proportional to eW for small voltages. Figure 5 shows a vector plot of the curl of the force, in the small-bias, small-frequency limit. We see that the curl is largest in a thin region of width λ_F (the Fermi wavelength) close to the surface. Figure 6 shows the y -component of the curl along a line parallel to the x -axis, through the wire centre, for the last 5 Fermi wavelengths close to the surface, for the cases $S = 10\lambda_F$ and $S = 20\lambda_F$. (The plot runs in the negative x -direction.) We see that the curl of the non-conservative force is a surface phenomenon, which is independent of the size of the wire. Its origin is the variation in ρ_q and \mathbf{J}_q in equation (38) as we cross the wire surface. An analogous effect will be discussed in connection with another current-induced force below.

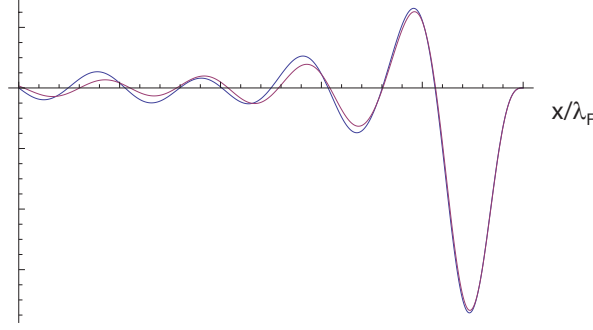


FIG. 6: y -component of the curl of the force on the impurity close to the surface of the wire, for sidelengths $S = 10\lambda_F$ (blue) and $S = 20\lambda_F$ (red). Details are discussed in the text.

IV. VELOCITY-DEPENDENT FORCES

A. General results

The velocity-dependent forces are controlled by the function $L_{\alpha\beta}$. First, we consider the symmetric part. It is given by

$$L_{\alpha\beta}^{\text{sym}} = 2 \frac{1}{\omega_0} \int_0^\infty G_L''(\omega) \Lambda_{\alpha\beta}^{\text{o}}{}'(\omega) d\omega. \quad (40)$$

The function $G_L''(\omega)$ is given by

$$G_L''(\omega) = \text{Im } G_L(\omega) = \pi [\delta(\omega - \omega_0) - \delta(\omega + \omega_0)]. \quad (41)$$

Hence this velocity-dependent force is

$$F_\alpha^{\text{F}}(t) = \frac{2\pi}{\omega_0} \sum_\beta \Lambda_{\alpha\beta}^{\text{o}}{}'(\omega_0) V_\beta(t). \quad (42)$$

This force can do work on the oscillating atoms. The power is

$$w = \sum_\alpha F_\alpha^{\text{F}} V_\alpha = \frac{2\pi}{\omega_0} \sum_{\alpha,\beta} \Lambda_{\alpha\beta}^{\text{o}}{}'(\omega_0) V_\alpha V_\beta \quad (43)$$

which is non-vanishing in general. For most situations the power is negative and energy is transferred from vibrations to electrons. Hence the superscript F for friction. One can however have systems out of equilibrium where the power in fact is positive [23].

Turning next to the anti-symmetric part, it is given by

$$L_{\alpha\beta}^{\text{asym}} = 2 \frac{1}{\omega_0} \int_0^\infty G'_L(\omega) \Lambda_{\alpha\beta}^{\text{e}''}(\omega) d\omega. \quad (44)$$

An anti-symmetric force

$$F_\alpha^{\text{B}} = \sum_\beta L_{\alpha\beta}^{\text{asym}} V_\beta \quad (45)$$

will do no net work, since the power is

$$w = \sum_{\alpha,\beta} L_{\alpha\beta}^{\text{asym}} V_\alpha V_\beta = 0. \quad (46)$$

This is a force akin to the Lorentz force. It can only bend trajectories. It can be related to the Berry phase of electrons as the atoms are moving around in the electron gas [6, 10, 24], and hence the superscript B.

The function $G'_L(\omega)$ is even in ω and is given by

$$G'_L(\omega) = \text{Re } G_L(\omega) = \frac{\omega + \omega_0}{(\omega + \omega_0)^2 + \eta^2} - \frac{\omega - \omega_0}{(\omega - \omega_0)^2 + \eta^2}. \quad (47)$$

This function decays on the frequency scale ω_0 , and integrates to zero. Hence the integral in (44) is measuring variations in the electron-hole density of states $\Lambda_{\alpha\beta}^{\text{e}''}(\omega)$ on the scale ω_0 . F^{B} will therefore be sensitive to the frequency structure of the electron-hole density of states, and to features, such as resonances, on the scale of ω_0 in particular. A flat electron-hole density of states will produce a vanishing “Lorentz” force.

B. Example: friction

Let us evaluate the electronic friction on the weak test scatterer considered earlier, now in an equilibrium homogenous electron gas for simplicity. We need to evaluate the function $\Lambda_{\alpha\beta}^{\text{o}'}(\omega_0)$. The friction will be isotropic, so we only need the case $\alpha = \beta = Z$. The result in the small-frequency limit is

$$L_{ZZ} = -p_F \sigma \rho \quad (48)$$

where ρ is the electron number density. The friction force when the scatterer is moving with velocity \mathbf{V} therefore is $\mathbf{F}^{\text{F}} = -p_F \sigma \rho \mathbf{V}$. But physically this situation is the same as if the electron

gas were moving past a stationary scatterer, at drift velocity $-\mathbf{V}$. Then the wind force from (1) is the same as \mathbf{F}^F , after we identify $\rho(-\mathbf{V})$ as the current density \mathbf{j} in the rest frame of the scatterer.

Therefore we arrive at the expected but useful result that for a free-electron metal the friction and the wind force are reciprocals of each other. This result is connected with the relation between the friction and resistivity [25], and between resistivity and electromigration forces [26].

C. Example: “Lorentz” force

We have seen that a frequency-independent function $\Lambda_{\alpha\beta}^e{}''(\omega)$ will not result in a Lorentz-like force. We consider our prime example of a particle moving in a flow of electrons in a thin jellium wire. It can be thought of as a set of 1d wires (or channels) - one for each transverse electron mode. Each channel will have a density of states with a van Hove singularity at the bottom of the respective subband. These strong variations of the density of states may provide the frequency dependence of $\Lambda_{\alpha\beta}^e{}''(\omega)$ that is needed.

We consider again a test scatterer located somewhere in the square cross section of the wire, used earlier. According to the general formula (45), the defect will feel a “Lorentz” force, $\mathbf{V} \times \mathbf{B}$, where the “B”-field has a vector potential given by

$$\mathbf{A}(\mathbf{R}) = \frac{m_e C^2}{2\hbar\omega_0} \int_0^\infty G'_L(\omega) \sum_{p,p'} (\rho_{p'} \mathbf{J}_p - \rho_p \mathbf{J}_{p'}) \times \\ [n_F(\epsilon_p - \mu_p) - n_F(\epsilon_{p'} - \mu_{p'})] \delta(\hbar\omega - \epsilon_p + \epsilon_{p'}) d\omega. \quad (49)$$

The 1-electron state p has three quantum numbers k, n, m , where k is the momentum along the wire, while n, m are the transverse-mode quantum numbers, with corresponding mode wavefunctions χ_{nm} . It is useful to express energies in terms of the transverse energy scale $\epsilon_t = \frac{\hbar^2 \pi^2}{2m_e S^2}$. The Fermi energy is then $\epsilon_F/\epsilon_t = (2S/\lambda_F)^2$. Likewise, the electron energies are $\epsilon_{knm}/\epsilon_t = \kappa^2 + n^2 + m^2$, where $\kappa = kS/\pi$.

The vector potential can then be written as

$$\mathbf{A}(\mathbf{R}) = \frac{C^2}{\hbar\omega_0} \frac{\pi}{4S^3} \sum_{n,m,n',m'} \chi_{nm}^2(\mathbf{R}) \chi_{n'm'}^2(\mathbf{R}) \times \\ \int_0^\infty d\kappa \int_0^\infty d\kappa' G'_L [\epsilon_t(\kappa^2 + n^2 + m^2 - \kappa'^2 - n'^2 - m'^2)/\hbar] \\ \kappa [n_F(\epsilon_{knm} - \mu_1) - n_F(\epsilon_{knm} - \mu_2)] \mathbf{e}_Z \quad (50)$$

where \mathbf{e}_Z is the unit vector along the wire axis.

The integrals can in fact be done analytically at zero temperature. The result is

$$\begin{aligned} \mathbf{A}(\mathbf{R}) = & \frac{C^2}{\hbar\omega_0} \frac{\pi}{4S^3} \frac{\pi\hbar}{2\epsilon_t^{3/2}} \sum_{n,m,n',m'} \chi_{nm}^2(\mathbf{R}) \chi_{n'm'}^2(\mathbf{R}) \times \\ & \text{Re} \left(\sqrt{(n'^2 + m'^2)\epsilon_t - \mu_1 - \hbar\omega_0} - \sqrt{(n'^2 + m'^2)\epsilon_t - \mu_2 - \hbar\omega_0} \right. \\ & \left. - \sqrt{(n'^2 + m'^2)\epsilon_t - \mu_1 + \hbar\omega_0} + \sqrt{(n'^2 + m'^2)\epsilon_t - \mu_2 + \hbar\omega_0} \right) \mathbf{e}_Z. \end{aligned} \quad (51)$$

Here the sum over n, m is restricted to values such that $\epsilon_t(n^2 + m^2) < \mu_2$, and we have assumed that no subband edges fall within the bias window.

This result enables the following observations. First, under lateral confinement $\chi_{nm}(\mathbf{R})$ are standing waves. The resultant interference ripples as a function of transverse position in the wire generate a non-vanishing effective “magnetic” field, even in the absence of longitudinal inhomogeneities or backscattering in the conductor.

Consider next the gross structure of the vector potential. To this end suppose that we average over the ripples due to the confinement, and treat each $\chi_{nm}(\mathbf{R})$ as a constant inside the wire, dropping to zero outside. This still leaves the dramatic variation in \mathbf{A} as we cross the wire surface, giving rise to a surface “magnetic” field, analogous to the curl of the non-conservative force discussed earlier.

Therefore the “Lorentz” forces are of particular interest for surface atoms and adsorbates in metallic nanowires, with departures from the dynamics that might be expected otherwise.

We conclude this section with a comment on the range of validity of the present discussion. The perturbative approach above requires restricted mean displacements over long times. This precludes free translation of scattering centres as a type of motion we can consider. In fact, if we allow a maximum typical displacement a_{max} , then for motion at typical velocity V the present approach requires a minimum frequency $\omega_{\text{min}} \sim V/a_{\text{max}}$. Conversely, for a given oscillator frequency ω , we require velocities below $V_{\text{max}} \sim a_{\text{max}}\omega$. An important avenue - in this context and more generally - is the expansion of the Hamiltonian in (5) to higher order in the oscillator displacements.

Finally, we may describe the “Lorentz” force as a dynamical effect in the following sense. Keeping all else fixed, the ratio of the current-induced velocity-dependent “Lorentz” force to the current-induced displacement-dependent non-conservative force scales with frequency as $\hbar\omega/\epsilon_e$, where ϵ_e is a pertinent electronic energy scale [22]. Therefore in the small-frequency limit the static non-conservative force dominates.

V. FORCE NOISE

As discussed earlier, $F_\alpha(t)$ is the force that enters the so-called Ehrenfest approximation. Physically, this is the mean force on nuclei, which does not yet tell us anything about force *noise*.

We may immediately infer a key limitation of the Ehrenfest approximation. Consider a problem with equilibrium electrons at an elevated electronic temperature. Then both the non-conservative and Lorentz-like force vanish, and we are left with motion under conservative forces, along with the friction, leading to an inevitable loss of energy from the nuclear motion, whatever the nuclear kinetic energies.

But this cannot be right: hot enough electrons should be delivering energy to the atomic motion, not the other way round.

We conclude that there must be a key physical process missing from the Ehrenfest approximation. Indeed, this is *spontaneous phonon emission* [16, 27, 28] - the primary way for excited electrons to excite atomic vibrations. We conclude further that the missing force noise must be the agent responsible for spontaneous emission and ultimately for electron-phonon thermal equilibration.

We can recover this noise by considering the second-order corrections to the equation of motion of the reduced oscillator DM, $\hat{\rho}_{\text{osc}}(t) = \text{Tr}_e\{\hat{\rho}(t)\}$.

A. General results

To this end we place (4) into the many-body Liouville equation

$$i\hbar \dot{\hat{\rho}}(t) = [\hat{H}_0, \hat{\rho}(t)] - \sum_{\beta} [\hat{F}_{\beta} \hat{X}_{\beta}, \hat{\rho}(t)] \quad (52)$$

and trace out electrons. This gives

$$i\hbar \dot{\hat{\rho}}_{\text{osc}}(t) = [\hat{H}_{\text{osc}}, \hat{\rho}_{\text{osc}}(t)] + \hat{\Xi}_1(t) + \hat{\Xi}_2(t) \quad (53)$$

where \hat{H}_{osc} is the harmonic oscillator Hamiltonian and the first- and second-order corrections are given by

$$\hat{\Xi}_1(t) = - \sum_{\beta} [\hat{X}_{\beta}, \hat{\rho}_{0,\text{osc}}(t)] F_{\beta}^{(0)}(t) \quad (54)$$

$$\hat{\Xi}_2(t) = - \sum_{\beta} [\hat{X}_{\beta}, \hat{\Phi}_{\beta}(t)] \quad (55)$$

with $F_\beta^{(0)}(t) = \text{Tr}\{\hat{F}_\beta \hat{\rho}_0(t)\} = \text{Tr}_e\{\hat{F}_\beta \hat{\rho}_{0,e}(t)\}$ and

$$\begin{aligned} \hat{\Phi}_\beta(t) = & -\frac{1}{2i\hbar} \sum_\alpha \int_0^t [\hat{X}_\alpha(\tau-t), \hat{\rho}_{\text{osc}}(t)] \langle \{\hat{F}_\beta, \hat{F}_\alpha(\tau-t)\} \rangle_t d\tau \\ & -\frac{1}{2i\hbar} \sum_\alpha \int_0^t \{\hat{X}_\alpha(\tau-t), \hat{\rho}_{\text{osc}}(t)\} \langle [\hat{F}_\beta, \hat{F}_\alpha(\tau-t)] \rangle_t d\tau \end{aligned} \quad (56)$$

$$\begin{aligned} = & -\frac{1}{2i\hbar} \sum_\alpha \int_0^t [\hat{X}_\alpha(\tau-t), \hat{\rho}_{\text{osc}}(t)] \langle \{\hat{F}_\beta, \hat{F}_\alpha(\tau-t)\} \rangle_t d\tau \\ & -\frac{1}{2i\hbar} \sum_\alpha \int_0^t \{\hat{X}_\alpha(\tau-t), \hat{\rho}_{\text{osc}}(t)\} \langle [\hat{f}_\beta, \hat{f}_\alpha(\tau-t)] \rangle_t d\tau. \end{aligned} \quad (57)$$

Errors are of order 3 or higher in the force operators; $\hat{X}_\alpha(s)$ is an interaction-picture operator; $\langle \dots \rangle_t$ denotes averaging in the instantaneous unperturbed DM at time t ; commutators are directly convertible to 1-electron form and hence (57).

Term 1 in (57), together with $\hat{\Xi}_1(t)$, corresponds to a fictitious perturbation $-\sum_\beta \hat{X}_\beta f_\beta(t)$, with $f_\beta(t)$ an *effective* classical random force with mean $\langle f_\beta(t) \rangle = F_\beta^{(0)}(t)$ and with correlation function

$$\langle f_\beta(t) f_\alpha(\tau) \rangle = \frac{1}{2} \langle \{\hat{F}_\beta, \hat{F}_\alpha(\tau-t)\} \rangle_t = \frac{1}{2} \langle \{\hat{F}_\beta(t), \hat{F}_\alpha(\tau)\} \rangle_{t=0} \quad (58)$$

after averaging over force realizations (denoted by $\langle \dots \rangle$ above).

Now we show that term 2 in (57) corresponds to the forces found earlier. To this end we investigate the Wigner function

$$\tilde{\rho}_{\text{osc}}(\mathbf{X}, \mathbf{P}, t) = \frac{1}{(2\pi\hbar)^N} \int \langle \mathbf{X} - \mathbf{S}/2 | \hat{\rho}_{\text{osc}}(t) | \mathbf{X} + \mathbf{S}/2 \rangle e^{i\mathbf{P} \cdot \mathbf{S}/\hbar} d\mathbf{S} \quad (59)$$

for N oscillators. (Here $\mathbf{X} = (X_1, X_2, \dots, X_N)$ for short, and similarly for \mathbf{S} and \mathbf{P} .)

Consider the contribution of term 2 to $\dot{\tilde{\rho}}_{\text{osc}}(\mathbf{X}, \mathbf{P}, t)$. Placing the relation

$$\hat{X}_\alpha(s) = \hat{X}_\alpha \cos(\omega_\alpha s) + \frac{\hat{P}_\alpha}{M_\alpha \omega_\alpha} \sin(\omega_\alpha s) \quad (60)$$

in term 2 in (57), comparing the integrals with (15) and (16), and substituting back into (55) and thence into (53), we see that the quantity to be Wigner-transformed is

$$\hat{Q} = \frac{1}{2i\hbar} \sum_{\alpha, \beta} \left[\hat{X}_\beta, \{ (K_{\beta\alpha} \hat{X}_\alpha - L_{\beta\alpha} \hat{P}_\alpha / M_\alpha), \hat{\rho}_{\text{osc}}(t) \} \right]. \quad (61)$$

The result is

$$\tilde{Q} + \sum_\alpha \frac{L_{\alpha\alpha}}{M_\alpha} \tilde{\rho}_{\text{osc}} = \sum_{\alpha, \beta} \frac{\partial \tilde{\rho}_{\text{osc}}}{\partial P_\beta} K_{\beta\alpha} X_\alpha - \sum_{\alpha, \beta} \frac{\partial \tilde{\rho}_{\text{osc}}}{\partial P_\beta} L_{\beta\alpha} \frac{P_\alpha}{M_\alpha}. \quad (62)$$

Upon comparing with the classical Liouville equation, obeyed exactly by the harmonic-oscillator Wigner function,

$$\dot{\tilde{\rho}}_{\text{osc}} = - \sum_{\beta} V_{\beta} \frac{\partial \tilde{\rho}_{\text{osc}}}{\partial X_{\beta}} - \sum_{\beta} \mathcal{F}_{\beta} \frac{\partial \tilde{\rho}_{\text{osc}}}{\partial P_{\beta}} \quad (63)$$

where \mathcal{F}_{β} is the total force on degree of freedom β , we recover (14).

The extra term on the left in equation (62) is the known correction to the Liouville equation required to conserve phase-space probability in the presence of dissipation (in this case, the electronic friction). We note further that care is required in identifying P_{α}/M_{α} as V_{α} above, as the two quantities are in general not the same. However any difference between them in the present case involves the force operators, and therefore - within the given order of perturbation theory - the identification is justified.

The properties of the force noise and resultant phenomena, such as the thermal equilibration of vibrations with the electron bath and Joule heating in nanowires under current, are discussed in detail in Ref. [22].

B. Example: thermal equilibration

We consider a single oscillator coupled to an equilibrium electron bath. The only forces present are the harmonic restoring force, the friction and the noise. We will show that the competition between the latter two enables the oscillator to equilibrate with the bath.

First we must work out the correlation function (58). The result for non-interacting independent electrons is

$$\langle f(t)f(\tau) \rangle = c(\tau - t) \quad , \quad c(s) = F^{(0)2} + \sum_{p,q} f_{pq} f_{qp} n_p (1 - n_q) \cos(\omega_{pq}s) \quad (64)$$

where as before the indices label 1-electron states with energies $\{\epsilon_p\}$. The occupancies $\{n_p\}$ are given by the Fermi-Dirac distribution, $n_p = n_F(\epsilon_p - \mu)$, and $\hbar\omega_{pq} = \epsilon_p - \epsilon_q$.

We now show that a *classical* oscillator, under the above random force and the friction, equilibrates at mean energies that in fact obey the quantum-mechanical Bose-Einstein distribution. A harmonic oscillator of mass M and angular frequency ω_0 , subjected to an additional external force $f(t)$, undergoes velocity deviations from its native trajectory given by

$$\Delta V(t) = \frac{1}{M} \int_0^t f(s) \cos \omega_0(s - t) ds. \quad (65)$$

If $f(t)$ is the random force above, then the power at time t , after averaging and taking the long-time limit, is

$$w = \langle f(t) \Delta V(t) \rangle = \frac{1}{M} \int_{-\infty}^0 c(s) \cos(\omega_0 s) ds. \quad (66)$$

After some algebra this becomes

$$w = \frac{\pi \hbar}{2M} \coth(\hbar\omega_0/2k_B T) \sum_{p,q} f_{pq} f_{qp} (n_p - n_q) \delta(\epsilon_p - \epsilon_q + \hbar\omega_0) \quad (67)$$

where T is the temperature of the electron bath.

We now compare with the friction coefficient from (21), producing the relation

$$w = \frac{\hbar\omega_0}{2M} |L| \coth(\hbar\omega_0/2k_B T) \quad (68)$$

which is an expression of the Fluctuation-Dissipation Theorem.

Setting w equal to the power lost to the friction, $|L|\langle V^2 \rangle$, produces the steady-state oscillator energy

$$\langle E_{\text{osc}} \rangle = M \langle V^2 \rangle = \hbar\omega_0 \left(\frac{1}{2} + \frac{1}{e^{\hbar\omega_0/k_B T} - 1} \right) \quad (69)$$

which is the Bose-Einstein distribution, for the given bath temperature.

Therefore the *effective* classical random force that was *identified* within a quantum-mechanical calculation, when applied together with the quantum-mechanical friction to a fictitious classical oscillator, has exactly the properties required to reproduce the behaviour expected from the full interacting quantum problem. One of these properties is the zero-point oscillator energy that survives even in the limit of zero bath temperature. These conclusions furthermore remain valid under non-equilibrium conditions, resulting in a remarkable mapping of quantum phonons coupled to an electron bath onto a classical stochastic problem [22].

VI. SUMMARY

Electron-nuclear dynamics in atomic-scale conductors is a challenging problem, combining many-body physics with the description of open quantum systems driven out of equilibrium. A further difficulty, at the root of some of the controversies that the field has experienced, is the conceptual question of what we mean by force under these general conditions and, accordingly, what framework is required for its calculation.

The aim of this article is to provide an introduction to elements of the current methodological and physical understanding of forces on nuclei in conducting systems. Two of the five forces - the

effective conservative confining potential and the electronic friction - are present at equilibrium (though they collect non-equilibrium corrections). So too is the effective random force, responsible for Joule heating and electron-phonon equilibration. The non-conservative and “Lorentz” force are only possible under current.

We have aimed at obtaining these forces in a simple way, while illustrating the physics behind them with examples. The analogy with other flows however can be deceptive. The current-induced force on a single defect in jellium (which is always along the incident particle current) is simple, and may be understood directly in terms of momentum transfer on the defect. But for nuclei in a solid current-induced forces can be counter-intuitive, because electrons then undergo multiple scattering in the entire region around a chosen target, with quantum-mechanical interference. This can result in forces on individual atoms with unexpected directions, including situations when the current-induced force on a defect opposes the incident electron “beam”.

However the possibility of directional generalized angular-momentum transfer to the atomic motion is a general property of current-carrying nanowires, resulting in a potent energy-transfer mechanism. There are several active lines of research into these forces at present: the interplay between the stochastic and the non-conservative force, the properties of these forces in resonant systems (with sharp energy features), the capacity of the non-conservative forces to drive electromigration or mechanical failure. There continually is scope for further fundamental and conceptual work in the area, with a potential practical pay-off, such as the question of whether - and how - one might go about subsuming current-induced forces into effective corrections to semi-empirical interatomic potentials.

It is hoped that the present discussion will be of assistance to the general reader in following up past and future work in this field.

Acknowledgements

TNT and DD gratefully acknowledge funding from EPSRC (EP/I00713X/1). JTL acknowledges support from NSFC (no. 61371015 and 11304107).

¹ Sorbello R S 1997 Theory of electromigration *Solid State Phys.* **51** 159

² Di Ventra M, Chen Y-C and Todorov T N 2004 Are current-induced forces conservative? *Phys. Rev. Lett.* **92** 176803

- ³ Todorov T N, Hoekstra J and Sutton A P 2000 Current-induced forces in atomic-scale conductors *Phil. Mag. B* **80** 421
- ⁴ Sutton A P and Todorov T N 2004 A Maxwell relation for current-induced forces *Mol. Phys.* **102** 919
- ⁵ Dundas D, McEniry E J and Todorov T N 2009 Current-driven atomic waterwheels *Nat. Nanotechnol.* **4** 99
- ⁶ Lü J-T, Brandbyge M and Hedegård P 2010 Blowing the fuse: Berry's phase and runaway vibrations in molecular conductors *Nano Lett.* **10** 1657
- ⁷ Lü J-T, Gunst T, Hedegård P and Brandbyge M 2011 Current-induced dynamics in carbon atomic contacts *Beilstein J. Nanotechnol.* **2** 814
- ⁸ Bode N, Kusminskiy S V, Egger R and von Oppen F 2011 Scattering theory of current-induced forces in mesoscopic systems *Phys. Rev. Lett.* **107** 036804
- ⁹ Bode N, Kusminskiy S V, Egger R and von Oppen F 2012 Current-induced forces in mesoscopic systems: a scattering-matrix approach *Beilstein J. Nanotechnol.* **3** 144
- ¹⁰ Thomas M, Karzig T, Kusminskiy S V, Zaránd G and von Oppen F 2012 Scattering theory of adiabatic reaction forces due to out-of-equilibrium quantum environments *Phys. Rev. B* **86** 195419
- ¹¹ Todorov T N, Dundas D and McEniry E J 2010 Nonconservative generalized current-induced forces *Phys. Rev. B* **81** 075416
- ¹² Todorov T N, Dundas D, Paxton A T and Horsfield A P 2011 Nonconservative current-induced forces: a physical interpretation *Beilstein J. Nanotechnol.* **2** 727
- ¹³ Dundas D, Cunningham B, Buchanan C, Terasawa A, Paxton A T and Todorov T N 2012 An ignition key for atomic-scale engines *J. Phys.: Condens. Matter* **24** 402203
- ¹⁴ Agraït N, Levy Yeyati A and van Ruitenbeek J M 2003 Quantum properties of atomic-sized conductors *Phys. Rep.* **377** 81
- ¹⁵ Galperin M, Ratner M A and Nitzan A 2007 Molecular transport junctions: vibrational effects *J. Phys.: Condens. Matter* **19** 103201
- ¹⁶ Horsfield A P, Bowler D R, Fisher A J, Todorov T N and Montgomery M J 2004 Power dissipation in nanoscale conductors: classical, semi-classical and quantum dynamics *J. Phys.: Condens. Matter* **16** 3609
- ¹⁷ Frederiksen T, Paulsson M, Brandbyge M and Jauho A-P 2007 Inelastic transport theory from first principles: Methodology and application to nanoscale devices *Phys. Rev. B* **75** 205413
- ¹⁸ Abedi A, Maitra N T and Gross E K U 2010 Exact factorization of the time-dependent electron-nuclear wave function *Phys. Rev. Lett.* **105** 123002
- ¹⁹ Suzuki Y, Abedi A, Maitra N T, Yamashita K and Gross E K U 2014 Electronic Schrödinger equation with nonclassical nuclei *Phys. Rev. A* **89** 040501(R)
- ²⁰ Abedi A, Agostini F and Gross E K U 2014 Mixed quantum-classical dynamics from the exact decomposition of electron-nuclear motion *Europhys. Lett.* **106** 33001
- ²¹ Todorov T N 2002 Tight-binding simulation of current-carrying nanostructures *J. Phys.: Condens. Mat-*

- ²² Lü J-T, Brandbyge M, Hedegård P, Todorov T N and Dundas D 2012 Current-induced atomic dynamics, instabilities, and Raman signals: quasiclassical Langevin equation approach *Phys. Rev. B* **85** 245444
- ²³ Lü J-T, Hedegård P and Brandbyge M 2011 Laserlike vibrational instability in rectifying molecular conductors *Phys. Rev. Lett.* **107** 046801
- ²⁴ Berry M V and Robbins J M 1993 Chaotic classical and half-classical adiabatic reactions: geometric magnetism and deterministic friction *Proc. R. Soc. Lond. A* **442** 659
- ²⁵ Persson B N J 1991 Surface resistivity and vibrational damping in adsorbed layers *Phys. Rev. B* **44** 3277
- ²⁶ Landauer R 1975 The Das-Peierls electromigration theorem *J. Phys. C* **8** L389
- ²⁷ Theilhaber J 1992 *Ab initio* simulations of sodium using time-dependent density-functional theory *Phys. Rev. B* **46** 12990
- ²⁸ Kåb G 2002 Mean field Ehrenfest quantum/classical simulation of vibrational energy relaxation in a simple liquid *Phys. Rev. E* **66** 046117
- ²⁹ More precisely, σ here is the so-called transport cross section.
- ³⁰ The connection with Ehrenfest dynamics is especially clear at this point: (10) is what we would have written for the perturbed electronic DM due to coupling to classical degrees of freedom with trajectories $\{X_\beta(t)\}$; the result, via (6), are the corresponding forces in the Ehrenfest approximation.
- ³¹ In principle the bias also modifies the Hamiltonian, due to the self-consistent charge redistribution under current, but we will not consider this here.
- ³² We will work with spinless electrons. Spin may be included by adding a spin quantum number to 1-electron states.
- ³³ Notice that within the chosen perturbation order, in (14) we are free to treat $\{X_\beta(t)\}$ and $\{V_\beta(t)\}$ as the *actual* - as opposed to unperturbed - oscillator positions and velocities.
- ³⁴ This limit corresponds to a notional procedure in which we allow steady-state conditions to become reestablished after the application of the electron-oscillator interaction.
- ³⁵ A step that may be used in the evaluation of these limits is to introduce a factor of $e^{(\tau-t)\eta}$ in the integrand in (10), describing decoherence of the dynamics into the distant past.