

# Dynamics of tunneling into nonequilibrium edge states

Benjamin M. Fregoso, Jan P. Dahlhaus, and Joel E. Moore  
*Department of Physics, University of California, Berkeley, CA, 94720, USA*

Time-dependent perturbations can drive a trivial two-dimensional band insulator into a quantum Hall-like phase, with protected nonequilibrium states bound to its edges. We propose an experiment to probe the existence of these topological edge states which consists of passing a tunneling current through a small two-dimensional sample out of equilibrium. The signature is a nonquantized metallic conductance near the edges of the sample and, in contrast, an excitation gap in the bulk. This proposal is demonstrated for the case of a two-dimensional lattice model of Dirac electrons with tunable mass in a strong electromagnetic field. In addition, we also study the tunneling conductance of the driven resonant level model and find a phenomenon similar to dynamic localization in which certain transport channels are suppressed.

PACS numbers: 79.60.Jv, 73.21.-b, 78.67.-n, 72.20.Ht, 81.05.ue

## I. INTRODUCTION

A key signature of topological matter is the existence of protected edge states. The advent of topological insulators<sup>1–6</sup> which exhibit such states protected by time-reversal symmetry, has caused a great interest in these states, both for fundamental reasons and because of their potential applications. Recently, it has been proposed to engineer topological band structures in nonequilibrium matter<sup>7</sup> where an initially topologically trivial insulator is converted into a topological insulator via an external time-dependent perturbation. For a periodic perturbation, these nonequilibrium states could be characterized in certain regimes by the corresponding Floquet Hamiltonian<sup>8</sup> which can have a non-trivial topology<sup>9</sup>. Examples of the richness of time-domain phenomena in the solid state can be found in Refs. 10–20.

Even though Floquet bands have been observed in a solid state context recently<sup>14–16</sup>, there is no evidence of any topological aspect associated with them yet. The gaps observed so far are not topological in nature and are better understood as avoiding crossings of bands of effective Hamiltonians, see Ref. 16 for details. Indeed, they arise as pure electric field effects and should not be interpreted literally as a signature of time reversal symmetry breaking. The aim of this work is (i) to propose an experimental setup where the nonequilibrium edge states could be realized, and (ii) if edge states are realized, to unambiguously characterize them by their tunneling spectra. As byproduct, we obtain the complete analytic tunneling current spectra and occupation of a driven quantum dot with one and two levels.

Scanning Tunneling Microscopy (STM) has been a useful tool in understanding electronic properties of condensed matter systems<sup>21</sup>. Electron tunneling provided the earliest evidence of an electronic excitation gap in conventional superconductors<sup>22</sup>. The spatial resolution of STM has played a key role in understanding the chiral edge states in graphene nanoribbons with different edge geometries<sup>23</sup>. As will be explained below, the advantage of STM is that it allows for spatial resolution

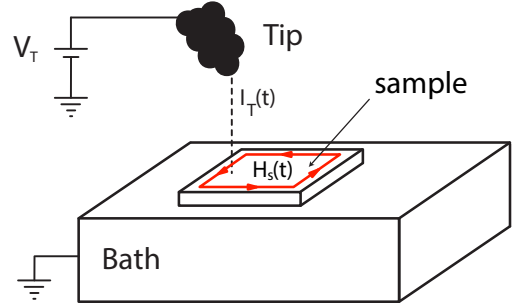


FIG. 1. (Color online) STM setup for tunneling into nonequilibrium states. The Hamiltonian of a two-dimensional small sample is time-dependent. The fermionic reservoirs are always in equilibrium. We are interested in the changes to the tunneling current at the location of the tip due to the time-dependent perturbation. In particular, we aim to probe nonequilibrium edge states (indicated by arrows) that arise due to the time dependence.

which unequivocally differentiates bulk from edge states and, crucially, maps out the time-average of the density of current-carrying states of the two-dimensional sample, hence it is not necessary that the edge states are occupied, all that is required in our setup is that they carry finite spectral weight.

To illustrate how tunneling spectroscopy translates to driven systems, we first consider the tunneling spectra of a driven quantum dot which is analytically solvable. In the long-time limit, tunneling into the dot state gives non-quantized peaks in the conductance at energies corresponding to the Floquet states. Incidentally, we find that for certain driving amplitudes the tunneling conductance vanishes, a phenomenon also seen in driven semiconductors<sup>13</sup>.

Next we study tunneling into a two-dimensional lattice model driven by a circularly polarized electromagnetic field (EM). Here we consider the coupling to the reservoirs, the effect of finite temperature and a specific switch-on time of the field. In the absence of driving, the

conductance spectrum shows a gap across the sample, indicating insulating behavior. However, when the EM field is turned on, a new (Floquet) band structure forms after a transient period. More precisely, once the wave envelope is constant so the perturbation is strictly periodic, the Floquet states become quasi-stationary states, i.e., they are stationary with respect to advances in time by multiples of the drive period. In the long-time dynamics, the conductance is nonzero at the edges of the sample, indicating the presence of localized Floquet states. The bulk gap persists. The magnitude of the conductance depends on the nonequilibrium spectral weight carried by these states at the chemical potential of the tip. For small amplitude driving, it is mostly localized around the original band structure. Our purpose here is to suggest a possible realization of nonequilibrium edge states with short ultrafast pulsed-laser excitations where relaxation mechanisms play a small role, and to understand the STM signatures of nonequilibrium edge states if the Floquet regime is achieved.

In Sec. II, we describe the model Hamiltonian of the proposed STM setup. Then in Sec. III we use nonequilibrium perturbation theory to compute the tunneling current. In Sec. IV, we study the tunneling spectrum and occupation of a driven resonant level. In Sec. V we discuss the model of nonequilibrium Dirac Fermions and conclude in VI. The Appendixes explain the details of the calculations.

## II. STM MODEL HAMILTONIAN

We consider a two-dimensional sample as shown in Fig. 1 which is subject to a time-dependent driving field. A moveable STM tip is located close above the sample, tunnel-coupled locally to the states in the system. The sample is further connected weakly to a bath located beneath a layer of insulating substrate. By choosing one local and one global probe, the experiment can gather local information by moving just a single tip. The system can be described by a generic model with explicit time dependence,

$$\hat{H}(t) = \hat{H}_S(t) + \hat{H}_\alpha + \hat{H}' \quad (1)$$

where,

$$\begin{aligned} \hat{H}_S(t) = & \sum_{isj\sigma} H_{isj\sigma}(t) c_{is}^\dagger c_{j\sigma} \\ & + \frac{1}{2} \sum c_{is}^\dagger c_{js}^\dagger U_{is,j s', k\sigma, l\sigma'} c_{l\sigma'} c_{k\sigma}, \end{aligned} \quad (2)$$

$$\hat{H}_\alpha = \sum_{ks} \epsilon_{\alpha k} a_{\alpha ks}^\dagger a_{\alpha ks}, \quad (3)$$

$$\hat{H}' = \sum_{\alpha k\sigma, is} J_{\alpha k\sigma, is} a_{\alpha k\sigma}^\dagger c_{is} + h.c., \quad (4)$$

and  $H_S(t)$  is the sample Hamiltonian of interest,  $H_\alpha$  are the tip ( $\alpha = T$ ) and bath ( $\alpha = B$ ) fermionic reservoirs. Both leads are considered large unpolarized, nonsuperconducting Fermi liquids.  $H'$  is the sample coupling to the tip and bath. The tip couples to a particular site  $i = T$  of the sample,  $J_{Tk\sigma, is} = \delta_{\sigma s} \delta_{iT} J_{Tk\sigma, Ts}$ . We also use this symbol for temperature and also to distinguish functions and variables of the tip (like chemical potential  $\mu_T$ ) from those of bath (e.g.  $\mu_B$ ). We hope the meaning will be clear from the context. For simplicity, the bath is assumed to have no spatial structure and couples to all sites such that  $J_{Bk\sigma, is} = \delta_{\sigma s} J_{Bk\sigma, is}$ . Indices such as  $\sigma, s, s'$  label the particle spin and  $i, j$  represent a set of atomic levels at each site, for example  $i_s, i_{px}, i_{py} \dots$  would correspond to an  $s$  and  $p$  levels on site  $i$ .  $k$  labels the three-dimensional (3D) momentum of the bath and tip degrees of freedom. The sample dynamics is represented by a *time-dependent* tight-binding Hamiltonian with possible interactions represented by  $U_{is, js', k\sigma, l\sigma'}$ .

## III. TUNNELING CURRENT

Here we follow Ref. 12 and rewrite the transport problem in the language of correlators in the Baym-Kadanoff contour<sup>10</sup>. The current through the tip is

$$I_T(t) = -e \langle dN_T(t)/dt \rangle. \quad (5)$$

The operators are in the Heisenberg representation with respect to  $\hat{H}(t)$  and  $\langle \cdot \rangle = \text{Tr}(\rho_0 \cdot)$  is the average over initial density matrices of the total system including reservoirs. The number of particles in the tip is  $N_T(t) = \sum_{ks} a_{Tk\sigma}^\dagger(t) a_{Tk\sigma}(t)$  and  $dN_T/dt = i[N_T, \hat{H}(t)]$  can be expressed as an equal-time mixed correlator  $G_{is, \alpha ks'}^<(t, t') \equiv i \langle a_{\alpha ks'}^\dagger(t') c_{is}(t) \rangle$ ,

$$\begin{aligned} I_T(t) &= \frac{2ie}{\hbar} \text{Re} \sum_{k\sigma s} J_{Tk\sigma, Ts} \langle a_{Tk\sigma}^\dagger(t) c_{Ts}(t) \rangle \\ &= \frac{2e}{\hbar} \text{Re} \sum_{k\sigma s} J_{Tk\sigma, Ts} G_{Ts, Tk\sigma}^<(t, t). \end{aligned} \quad (6)$$

The tunneling Hamiltonian  $H'$  is connected to the sample in the far past where each component of the system is separately in equilibrium. The tip and the bath initial density matrix are defined by their temperature and chemical potential and are assumed to be in equilibrium at all times. After a transient period the sample reaches a nonequilibrium steady state which is determined by the state of the reservoirs. We perform perturbation theory of  $G_{Ts, Tk\sigma}^<(\tau, \tau') = \langle T_c a_{Tk\sigma}^\dagger(\tau) c_{Ts}(\tau') \rangle$  on the closed time path contour<sup>10</sup> with respect to the tunneling term and obtain an expression in which the reservoir correlators are factored out from the sample correlators. In the final step contour ordered correlators are projected into

real time<sup>24</sup>,

$$G_{is,\alpha k\sigma}^<(t,t') = \sum_{js'} \int dt_1 J_{\alpha k\sigma,js'}^* [G_{is,js'}^r(t,t_1) g_{\alpha k\sigma}^<(t_1,t') + G_{is,js'}^<(t,t_1) g_{\alpha k\sigma}^a(t_1,t')], \quad (7)$$

where,  $G_{is,js'}^{r,a}(t,t') \equiv -i\theta(\pm t \mp t') \langle \{c_{js'}(t), c_{is}^\dagger(t')\} \rangle$ ,  $G_{is,js'}^<(t,t') \equiv i \langle c_{is}^\dagger(t') c_{js'}(t) \rangle$ ,  $g_{\alpha k\sigma}^{r,a}(t,t') \equiv -i\theta(\pm t \mp t') \langle \{a_{\alpha k\sigma}(t), a_{\alpha k\sigma}^\dagger(t')\} \rangle$ ,  $g_{\alpha k\sigma}^<(t,t') \equiv i \langle a_{\alpha k\sigma}^\dagger(t') a_{\alpha k\sigma}(t) \rangle$ . Crucially, we switch on interactions in the far past so that the actual time dependence of observables is only due to an external time-dependence of the Hamiltonian with no memory of initial state<sup>10</sup>. The tip and bath operators are assumed non-interacting and hence  $g_{\alpha k\sigma}^{r,a}(t,t') = \mp \theta(\pm t \mp t') \exp[-i\epsilon_{\alpha k}(t-t')]$  and  $g_{\alpha k\sigma}^<(t,t') = i f_\alpha(\epsilon_{\alpha k}) \exp[-i\epsilon_{\alpha k}(t-t')]$ , are found from their equations of motion. But the operators in  $G^{r,<}(t,t')$  are in the interaction representation with respect to  $\hat{H}_S(t)$  and hence must be computed taking into account the coupling to the reservoirs. Explicitly, from Eqn. 6 we obtain<sup>12</sup>,

$$I_T(t) = -\frac{2e}{\hbar} \text{Im} \int_{-\infty}^t dt_1 \int \frac{d\epsilon}{2\pi} e^{-i\epsilon(t_1-t)} \Gamma_T(\epsilon) [G_{TsTs}^<(t,t_1) + f_T(\epsilon) G_{TsTs}^r(t,t_1)]. \quad (8)$$

Summation over repeated spin indices is implied and we have defined  $\Gamma_{is,js'}^T(\epsilon) = 2\pi \sum_\sigma \rho_{T\sigma}(\epsilon) J_{T\sigma,is}(\epsilon) J_{T\sigma,js'}^*(\epsilon) = \delta_{ss'} \delta_{i,T} \delta_{j,T} 2\pi \sum_\sigma \rho_\sigma(\epsilon) |J_{T\sigma,T\sigma}(\epsilon)|^2 = \delta_{ss'} \delta_{i,T} \delta_{j,T} \Gamma_T(\epsilon)$  and  $J_{Tk\sigma,is} = J_{T\sigma,is}(\epsilon)$ . The Fermi distribution  $f_T(\epsilon) = (1 + \exp \beta(\epsilon - \mu_T))^{-1}$  describes the thermal occupation of the tip. In Eqn. 8 all correlation and nonlinear effects are included in the sample local Green functions. For the rest of this work we apply Eqn. 8 to the problem of tunneling into driven non-interacting nonequilibrium states.

### A. Time-dependent non-interacting states

The tunneling into and out of the sample is taken into account to all orders of perturbation theory via a complex self-energy in the Dyson equations<sup>25</sup>

$$\mathbf{G}^{r,a} = \mathbf{G}_0^{r,a} + \mathbf{G}_0^{r,a} \Sigma^{r,a} \mathbf{G}^{r,a}, \quad (9)$$

$$\mathbf{G}^< = \mathbf{G}^r \Sigma^< \mathbf{G}^a. \quad (10)$$

Time variables have been omitted for clarity and integration of repeated ones over the real axis is implied. The self-energies are

$$\Sigma_{is,js'}^{r,a}(t,t') = \sum_{\alpha k\sigma} J_{\alpha k\sigma,is}^* g_{\alpha k\sigma}^{r,a}(t,t') J_{\alpha k\sigma,js'}, \quad (11)$$

$$\Sigma_{is,js'}^<(t,t') = i \sum_\alpha \int \frac{d\epsilon}{2\pi} f_\alpha(\epsilon) \Gamma_{is,js'}^\alpha e^{-i\epsilon(t-t')}, \quad (12)$$

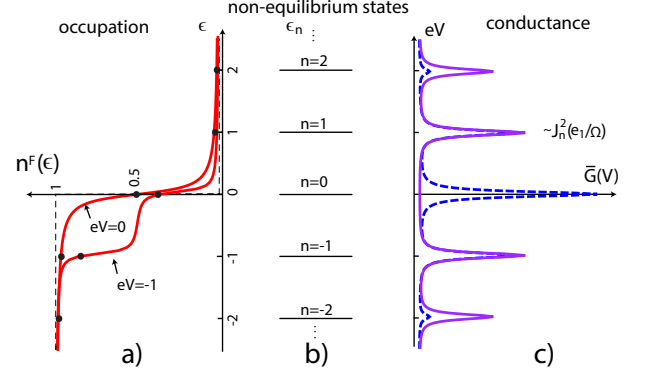


FIG. 2. (Color online) (a) Occupation of nonequilibrium states in the driven quantum dot with one level; see Eqn. 18. Here we chose representative values of the bias  $eV = 0, -1$  and  $\bar{\Gamma} = 0.1$  (solid curves). The dashed curve corresponds to  $eV = 0 = \bar{\Gamma}$ . (b) Nonequilibrium states of a driven quantum dot with one level. (c) Tunneling spectra [Eqn. 17] for two amplitudes of the drive  $e_1 = 1.2, 2.4$ . For  $e_1 = 2.4$  (solid) we have  $J_0^2(e_1/\Omega) = 0$  and the zero-bias resonance vanishes. In this case, weight is transferred to higher order nonequilibrium states. We set  $\mu_B = 0 = e_0 = T$  in all panels and energies are in units of  $\Omega$ .

where we assumed reservoirs with featureless density of states, i.e., the wideband limit (WBL), where  $J_{Tk\sigma,is} = \delta_{\sigma s} \delta_{i,T} J_T$  and  $J_{Bk\sigma,is} = \delta_{\sigma s} J_B$  (see Appendix A).  $\Gamma_{is,js'}^T = 2\pi \sum_\sigma \rho_{T\sigma} J_{T\sigma,is} J_{T\sigma,js'}^*$  is the tip-sample coupling. From Eqn. 11 we see that the retarded self energy is Markovian  $\Sigma_{is,js'}^{r,a}(t,t') = \mp(i/2)(\Gamma_{is,js'}^T + \Gamma_{is,js'}^B) \delta(t-t') = \mp(i/2) \delta_{ss'} (\delta_{i,T} \delta_{j,T} \Gamma_T + \Gamma_B) \delta(t-t')$ , and hence Eqn. 9 adopts the differential form,  $(i\partial_t - H_S(t) - \Sigma^r) G^r(t,t') = \delta(t-t')$  with boundary conditions  $G^r(t,t') = 0$  for  $t < t'$ ,  $G^r(t,t) = -i$ . In general,  $\Sigma^r$  and  $H_S(t)$  do not commute and we must Trotterize the time evolution of  $G^r(t,t')$ . Once the retarded Green function is known all other correlators can be obtained from it using Eqn. 10. Some analytic progress can be made for strictly periodic Hamiltonians (Appendix B) and the driven one- and two-level systems discussed in the next section.

## IV. TUNNELING INTO A NONEQUILIBRIUM QUANTUM DOT

### A. Quantum dot with one level

It is useful to consider the case in which a complete analytical solution exists, i.e., that of a periodically driven one level connected to featureless fermionic reservoirs. It serves to illustrate the main features in the tunneling current through a driven system<sup>11</sup> and translates to a large degree to the more complicated situation of a two-dimensional sample discussed in the next section. Incidentally, we also show an example where the conductance

vanishes for certain values of the driving amplitude, a dynamic localization<sup>13</sup> of sorts where the electron is prevented from tunneling due to quantum interference effects. Let the Hamiltonian (in first quantization) be

$$H_d(t) = e_0 + e_1 \cos \Omega t. \quad (13)$$

For this model, the quasienergy is  $e_0$  and the Floquet states are labeled as  $\epsilon_n = e_0 + n\Omega$ . The Dyson equation takes a scalar form  $(i\partial_t - e_0 - e_1 \cos \Omega t + i\bar{\Gamma})G^r(t, t') = \delta(t - t')$  where  $\bar{\Gamma} = (\Gamma_T + \Gamma_B)/2$ . In the WBL Eqn. 8 gives the time-averaged current,

$$\bar{I}_T = \frac{e}{h} \frac{\Gamma_T \Gamma_B}{\Gamma_T + \Gamma_B} \int d\epsilon \rho_d(\epsilon) [f_T(\epsilon) - f_B(\epsilon)], \quad (14)$$

where the time-averaged density of states (see Appendix B),  $\rho_d(\epsilon) = -(1/\pi) \text{Im} G^r(0, \epsilon) = (\bar{\Gamma}/\pi) \sum_n J_n^2(e_1/\Omega) / ((\epsilon - \epsilon_n)^2 + \bar{\Gamma}^2)$  has resonance peaks at the eigenvalues of the Floquet Hamiltonian and satisfies the sum rule  $\int d\epsilon \rho_d(\epsilon) = 1$  due to fermion conservation<sup>16</sup>.  $J_n$  in the  $n$ th Bessel function of the 1st kind. Intuitively, the state's original spectral weight breaks into infinitely many 'states' labeled by  $n$  each broadened by the coupling to the reservoirs. Integration over energy gives

$$\bar{I}_T = \frac{e}{h} \frac{\Gamma_T \Gamma_B}{\bar{\Gamma}} \sum_n J_n^2(e_1/\Omega) \text{Im}[\psi_T^n - \psi_B^n], \quad (15)$$

where  $\psi_\alpha^n = \psi(1/2 + (\mu_\alpha - \epsilon_n - i\bar{\Gamma})(i\beta/2\pi))$  and  $\psi(z)$  is the digamma function at  $z$ . This expression shows that tunneling electrons can gain  $n$  photons of energy in the process and that all  $n$ -th order processes contribute. Without loss of generality let  $\mu_B = 0$  and  $\mu_T = eV$  then the time-averaged conductance  $d\bar{I}_T/dV$  is

$$\bar{G}(V) = \frac{e^2}{h} \frac{\beta}{2\pi} \frac{\Gamma_T \Gamma_B}{\bar{\Gamma}} \sum_n J_n^2(e_1/\Omega) \times \text{Re} \psi'(1/2 + (eV - \epsilon_n - i\bar{\Gamma})(i\beta/2\pi)), \quad (16)$$

which at zero temperature becomes

$$\bar{G}(V) = \frac{e^2}{h} \sum_n J_n^2(e_1/\Omega) \frac{\Gamma_T \Gamma_B}{(eV - \epsilon_n)^2 + \bar{\Gamma}^2}. \quad (17)$$

The important point is that the conductance has resonance peaks at energies where the nonequilibrium states have nonvanishing weight regardless of their occupation. The conductance is, in general, not quantized. Because the dot has no spatial structure, the tunneling conductance is simply related to the time-averaged density of states. This feature remains in the driven lattice model in the tunneling regime. The same sum of squares of Bessel functions appears in a related quantity, the lifetime on the dot<sup>26</sup>.

Interestingly, the tunneling resonance at  $\epsilon_n$  vanishes for values of the driving amplitude which give zeroes of the Bessel functions. For example, if  $e_1/\Omega = 2.41$  the

resonance at  $e_0$  vanishes [Fig. 2c]. Similarly, at  $e_1/\Omega = 3.83$  the resonance at  $e_0 + \Omega$  vanishes. Since the total area under  $\bar{G}(V)$  is conserved,  $\int dV \bar{G}(V) = (e/h) \Gamma_T \Gamma_B / 2\bar{\Gamma}$ , other resonance peaks increase. A similar phenomenon has been observed in driven semiconductors<sup>13</sup> and it can give rise to negative conductance.

We now consider the occupancy of the level,  $n_d(t) = -iG^<(t, t) = \langle c^\dagger(t)c(t) \rangle$ . Since all the correlators are known, from Eqn. 10 we obtain the time-averaged occupation of the state as

$$\bar{n}_d = \sum_n J_n^2(e_1/\Omega) n^F(\epsilon_n), \quad (18)$$

where we defined  $n^F(\epsilon_n) = 1/2 + \text{Im}[\Gamma_T \psi_T^n + \Gamma_B \psi_B^n] / 2\pi\bar{\Gamma}$ . This 'Floquet occupation' is determined by the characteristics of the reservoirs and the coupling to them. For example, if  $\mu_T = \mu_B = 0$  and at zero temperature,  $n^F(\epsilon) = \theta(-\epsilon) + (1/\pi) \text{sign}(\epsilon) \arctan(\bar{\Gamma}/|\epsilon|)$  which has a similar structure as a Fermi distribution but with a second term due to the coupling to the reservoirs which introduces an effective broadening. Roughly, Eqn. 18 means that Floquet states above either reservoir's chemical potential will be less occupied than those below them. In general,  $n^F$  has a double-step structure for  $\mu_T \neq \mu_B$ ; see Fig. 2a. Several interesting cases at zero temperature can be analytically computed. We set  $e_0 = 0$  for simplicity, but this could easily be relaxed: (i)  $\bar{n}_d = 1/2$  for zero chemical potentials. This can be understood intuitively considering that 'half the weight' of the state is below zero energy and is fully occupied. (ii)  $\bar{n}_d = 3/4$  for  $\mu_T \gg \mu_B = 0$  and  $\Gamma_T = \Gamma_B \rightarrow 0$ . Here again half of the state is below zero energy and hence fully occupied. The other half of the state has positive energy and is half occupied due to equal coupling to reservoirs, hence  $\bar{n}_d = 1/2 + 1/4 = 3/4$ . (iii)  $\bar{n}_d = 1/4$  for negative  $\mu_T \ll \mu_B = 0$  and  $\Gamma_T = \Gamma_B \rightarrow 0$ . Here, half of the state is half occupied at negative energies and empty at positive energies, hence  $\bar{n}_d = 1/2 \times 1/2 = 1/4$ .

## B. Quantum dot with two levels

We have seen in the previous section that driven systems show a rich spectrum of phenomena. This is even more so if more than one level is present. To illustrate this we consider the case of tunneling into a site with an internal two-level system (TLS),

$$H_{tls}(t) = -\frac{\lambda}{2} \sigma_x \cos \Omega t + \frac{\lambda}{2} \sigma_y \sin \Omega t - \frac{h}{2} \sigma_z. \quad (19)$$

This Hamiltonian could model a spin-1/2 particle in a static magnetic field in the  $z$ -axis and a rotating magnetic field in the  $x$ - $y$  plane. We can go through similar procedure as outlined and obtain the average current, conductance and total occupation of the dot. We find that the expressions in Eqns. 14-18 hold with the replacements  $\epsilon_n \rightarrow \epsilon_{\beta n} = \epsilon_\beta - n\Omega$  ( $\beta = 1, 2$ ) since now there are

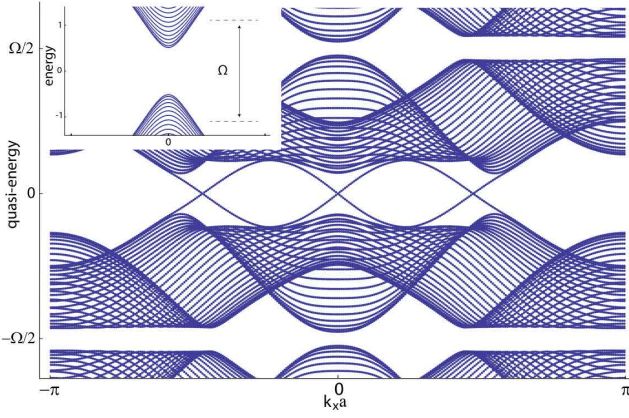


FIG. 3. Typical quasienergy (and energy) spectrum in an isolated system on a ribbon geometry and with circularly polarized Electromagnetic fields. Since  $\Omega$  is smaller than the bandwidth we see quasienergy band folding. Six chiral edge states are visible, three of them propagate to one side and three to the other (at the opposite edges of the sample). Inset: band structure of the static Hamiltonian. We truncate the Floquet Hamiltonian to 6 modes and set  $m = -2.5A$ ,  $eaA_0/\hbar = 1.0$ ,  $\Omega = 2.2A$ ,  $\Delta_{static}/A = 1$ .

two quasienergies:  $\epsilon_{1,0} = \Omega_0 + \Omega/2$ ,  $\epsilon_{2,0} = -\Omega_0 + \Omega/2$  with  $\Omega_0 = \sqrt{\lambda^2 + (\Omega - \hbar)^2}/2$ , and  $\sum_n J_n^2 \rightarrow \sum_{\beta n} B_{\beta n}$  where  $B_{\beta n} = [\delta_{n,1} + \delta_{n,0} - \sin \kappa (\delta_{\beta,1} - \delta_{\beta,2}) (\delta_{n,0} - \delta_{n,1})]/2$ , and  $\sin \kappa = (\Omega - \hbar)/2\Omega_0$ . In particular, the time-average density of states still satisfies a sum rule  $\int d\epsilon \rho_{tl}(\epsilon) = 2$ . Note that the quasienergies are not independent since  $\epsilon_{1,0} + \epsilon_{2,0} = 0 \bmod \Omega$ . In this specific model only two weights are nonvanishing for each of the two quasienergies.

We comment on the important features of the tunneling spectra. For the undriven case  $\lambda = 0$  the tunneling conductance shows resonances at  $\pm \hbar/2$  as expected. When the system is driven  $\lambda \neq 0$ , the resonance peak at  $\hbar/2$  splits into two peaks, symmetrically placed about  $\Omega_0$ , i.e., at  $\epsilon_{1,0} = \Omega_0 + \Omega/2$  and  $\epsilon_{1,1} = \Omega_0 - \Omega/2$ , in general, with unequal heights. The peak at  $-\hbar/2$  splits in the same way. The energy gap between the side bands is  $\Omega$ . For the special point  $\hbar = \Omega$ , all four peaks have equal weight,  $B_{\beta n} = 1/2$  and the gap between the quasienergies is the smallest given by  $\lambda$ . At values of the frequency that satisfy  $\lambda^2 = 2\Omega\hbar - \hbar^2$  only three peaks are observed. As for the occupation of the dot the same general considerations apply as for the driven one-level model.

## V. TUNNELING INTO NONEQUILIBRIUM EDGE STATES

### A. System Hamiltonian

We now consider a model of non-interacting Dirac electrons with tunable mass on a square lattice strongly driven out of equilibrium. The static Hamiltonian in

infinite space is  $H(\mathbf{k}) = A\sigma_x \sin k_x a + A\sigma_y \sin k_y a + \sigma_z(m + A \cos k_x a + A \cos k_y a)$ . The important energy scales are the gap  $\Delta_{static} = 2|m + 2|$  and the bandwidth  $\max\{m \pm 2A\}$ .  $a$  is the lattice constant and  $m$  the mass of the Dirac particles. Two copies of this model is realized in CdTe-HgTe quantum wells<sup>3</sup>. When  $|m| < 2A$  the bands have Chern number  $\pm 1$  and hence when the system is put in a finite geometry, edge states (static) appear. Below we consider the case  $|m| > 2A$  on a finite square lattice. The Hamiltonian describes electrons coupled to an EM field,

$$\hat{H}_S(t) = \sum_i [c_i^\dagger \frac{(iA\sigma_x + A\sigma_z)}{2} e^{-ieaA_x(t)/\hbar} c_{i+\mathbf{x}} + c_i^\dagger \frac{(iA\sigma_y + A\sigma_z)}{2} e^{-ieaA_y(t)/\hbar} c_{i+\mathbf{y}} + h.c. + mc_i^\dagger \sigma_z c_i], \quad (20)$$

via minimal coupling where the hoppings acquire phases,  $\exp[-iea\mathcal{A}(t) \cdot (\mathbf{R}_i - \mathbf{R}_j)/\hbar]$ , and  $\mathbf{R}_i$  is the position of the site  $i$ . For circular polarization  $\mathcal{A}(t) = \theta(t - t_0)\mathcal{A}_0(\cos \Omega t, \sin \Omega t)$  where  $\mathcal{A}_0 = E_m/\Omega$  and we use a gauge in which the electric field is given by  $\mathbf{E}(t) = -\partial_t \mathcal{A}(t)$ . Throughout small magnetic effects are ignored and we work in the tunneling regime, i.e.,  $\Gamma_T \ll \Gamma_B \ll A$ . A linearly polarized EM field also produces edge states and their STM signatures are similar.  $t_0$  is the time when the drive is turned on and  $E_m$  is the amplitude of the electric field on the surface.

### B. Isolated system on a ribbon geometry

First we investigate the presence of edge states in an isolated system in a ribbon geometry with perfect time-periodic EM field, i.e., the driving has been turned on in the far past. The quasienergy spectrum is shown in Fig. 3. For these plots we choose  $eaA_0/\hbar = 1.0$ ,  $m/A = -2.5$  and  $\Omega = 2.2A$  which place the system in the non-topological regime with no irradiation (inset Fig. 3). When the driving has been turned on and the Floquet regime reached the system is in a non-trivial topological state as verified by counting the edge states that cross the dynamical gaps<sup>9</sup> in the quasienergy spectrum. Alternatively, we calculated the Chern number associated with the bulk bands in an infinite system,

$$C^F = \frac{1}{4\pi} \int_{BZ} d^2k \hat{d}_F(\mathbf{k}) \cdot (\partial_{k_x} \hat{d}_F(\mathbf{k}) \times \partial_{k_y} \hat{d}_F(\mathbf{k})), \quad (21)$$

where  $\hat{d}_F(\mathbf{k})$  is defined by the Floquet Hamiltonian as  $\hat{H}_F \equiv \sum_{\mathbf{k}\alpha} c_{\mathbf{k}\alpha}^\dagger c_{\mathbf{k}\beta} \hat{d}_F(\mathbf{k}) \cdot \vec{\sigma}_{\alpha\beta}$ . We obtain  $C^F = 3$  which indicates a non trivial topological state. There are three edge states propagating in the same direction, on each edge. Moreover, the system undergoes dynamical quantum phase transitions as a function of the amplitude of the drive where one of the dynamical gaps closes: for  $0.2 < eaA_0/\hbar < 0.95$  we have, within our numerical precision,  $C^F = 1$ , for  $0.95 < eaA_0/\hbar < 1.6$  we have  $C^F = 3$



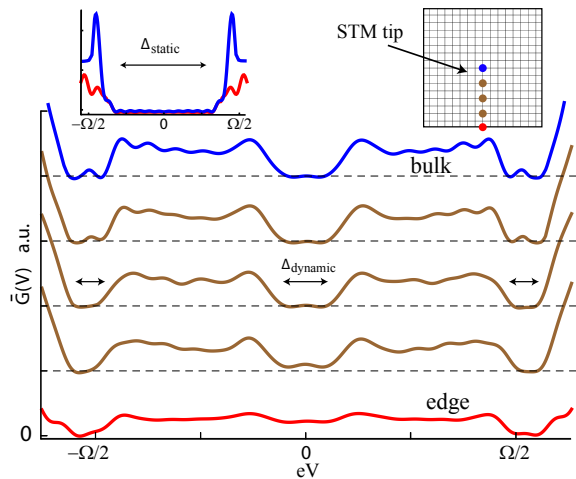


FIG. 4. (Color online) Time-averaged tunneling conductance in a square geometry sample at different tip positions from bottom upward: (9,1)a, (9,3)a, (9,5)a, (9,7)a and (9,9)a; see right inset. The zero of each curve (dashed lines) was displaced vertically for clarity. The edges of the sample are gapless near zero energy while the bulk is gapped with two dynamical gaps visible: at zero bias and at the zone edges  $\pm\Omega/2$ . The inset is the tunneling spectrum for the undriven system which shows an insulating behavior across the sample. We used a circularly polarized electromagnetic field with parameters as in Fig. 3 and  $T = 0.001A$ ,  $\Gamma_B = 0.01A$ ,  $\Gamma_T = 0.005A$ ,  $N_x \times N_y = 17 \times 17 = 289$  sites. Note that we work in the tunneling regime where  $\Gamma_T \ll \Gamma_B \ll A$ .

and for  $1.6 < eaA_0/\hbar < 1.7$ ,  $C^F = -1$ . In our calculations, we find evidence of edge states for arbitrarily small field amplitudes, however the gaps are small and the numerical cost to compute  $C^F$  is large.

### C. System on a square geometry connected to a bath and with switch-on time $t_0$

The edge states remain present when going from a ribbon to a square geometry. We chose a finite size sample of square shape with  $N_x \times N_y = 17 \times 17 = 289$  sites. Before the perturbation is turned on the sample is in a steady state determined by the reservoirs nearby. In the tunneling regime, the system is essentially unchanged from its time-independent state with zero chemical potential. If the perturbation is turned on at a specific point in time  $t_0$  we compute the conductance from Eqn. A2. We find that it takes about 10-20 periods of the driving to reach the Floquet regime, see Appendix A. Note that this considers only pure quantum evolution. In real driven macroscopic systems, it is not necessary that the system reaches a nonequilibrium steady state. If it does, the time elapsed will depend also on other additional microscopic relaxation mechanisms not considered here.

Fig. 4 shows our numerical results for the time-averaged conductance in the Floquet regime. The STM tip is at various positions on the surface of the sample,

e.g., in the center of the sample (blue) and at the edge (red). We first note that the time-averaged differential conductance vanishes in the bulk for energies lower than the dynamical gap that we found in the quasienergy band structure of Fig. 3. On the other hand, if the tip is located at the edge of the sample, the conductance at zero bias does not vanish indicating the presence of current carrying states there. This is a signature of the nonequilibrium edge states and one of our central results. When the system is not driven, we see that the sample is insulating (top-left inset). At bias voltages approaching the quasienergies zone boundaries  $\pm\Omega/2$  we observe dynamical gaps emerging in the STM signal as a depletion of current carrying states. If we had nonequilibrium edge states across this gap, the STM signal would be nonvanishing at  $\pm\Omega/2$ . It is important to note that the STM spectrum is sensitive to the spectral weight of the nonequilibrium bands and hence is *not* periodic in energy. We have verified that the small oscillations around zero conductance are due to finite size effects in addition to the sensitivity of the rapidly oscillation term in A2 at large bias voltages.

To gain some intuition as to what it is probed by the conductance, let us assume the bath is connected only to the same site as the tip. This gives a reasonable picture in the tunneling regime. Then, one can show that the time-averaged tunneling conductance is a measure of the time-averaged nonequilibrium density of states. Indeed, Eqn. 14 holds with (see Appendix B)

$$\bar{G}(V) \sim (e^2/\hbar)\Gamma_T\rho_T(V), \quad (22)$$

where  $\rho_T(V) = -(1/\pi)\text{Im}\sum_s G_{TsTs}^r(0, V)$ . The role of the bath outside of the tunneling regime and with spatial extent is an interesting problem left for future investigations. In that case, the tunneling conductance is not a simple measure of the density of states but Eqn. B3 still holds. Note that in any case a vanishing conductance means the absence of nonequilibrium states. See also Ref. 19 where transmission probabilities were calculated in a ribbon geometry for graphene.

## VI. DISCUSSION AND CONCLUSION

We now turn to a discussion of the experimental relevance of our results. In a real experiment, decoherence effects such as phonons or particle interactions will make the situation more complex than considered above. Specifically, these effects could modify the occupation of the nonequilibrium edge states.

As demonstrated in this work, the STM signal will probe the presence of current-carrying states, in particular Floquet modes(if present), irrespective of their occupation and their nature, i.e., if they are topologically trivial or not. However, we expect that the Floquet regime maybe achieved using ultra short pulsed laser excitations where relaxation processes have not fully taken place and the external drive provides the dominant dynamics. Such

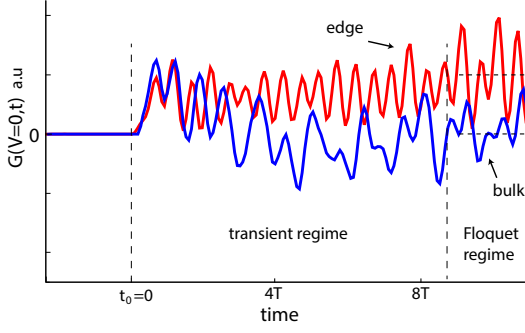


FIG. 5. (Color online) Typical time-dependent conductance at zero bias. The field is turned on at  $t_0$  and the system evolves towards a regime in which the conductance becomes periodic. Horizontal dashed lines indicate the time-averaged component in the Floquet regime. The transient regime lasts about 10-20 periods for our system parameters. A background conductance has been subtracted. Note that in the Floquet regime higher harmonics have been generated. Here we take  $N_x = N_y = 14$  and rest of the parameters are the same as in Fig. 4.

a regime has been achieved experimentally<sup>14</sup>. Indeed, our calculations are most relevant in the regime where the influence of phonons (or other decoherence effects) is weak, i.e., for time scales shorter than the phonon relaxation time, typically of order pico seconds. Electron-electron interactions have relaxation times of the order of  $10^{-15}$  seconds but this mechanism is less dominant in graphene and topological insulators. The interesting problem of the effect of these relaxation phenomena on the tunneling spectra of nonequilibrium edge states is left for a future study.

While our calculations are based on a toy model, topological edge states are expected to occur in a variety of real systems upon radiation. The foremost interest has recently been on topological insulator surfaces and graphene. A pulsed laser field can reach electric field amplitudes  $E_m = 2 \times 10^7 \text{ V/m}$  with a duration up to ps. We then we have a coupling  $eaA_0/\hbar \sim 0.02$ , which is small. We note that if the chemical potential is close to the Dirac point, we also expect light-induced gaps as, in that case, the important energy scale is given by  $16 \text{ eV} E_m / \hbar \Omega^2$ . These gaps, however, are not topological in nature. If a topological gap is achieved of magnitude  $\Delta \approx 50 \text{ meV}$  then a very crude estimate of the tunneling current from Eqn. 14 gives  $I \sim (e^2/h) \Gamma \rho V \sim 10^{-6}$  amps which appears for the duration of the pulse.

In conclusion, we have shown that an STM experiment can probe the existence of topological nonequilibrium edge states. In the process we further analyzed the tunneling dynamics into nonequilibrium states in a driven quantum dot. We found that under certain driving conditions, transport channels can be suppressed due to quantum interference effects.

*Acknowledgments.* We thank A. Kamenev, F. Juan, A. Lobos, S. Coh, Z. Pedramrazi and J. Velasco for

useful discussions. B.M.F. acknowledges partial support from Conacyt, J.E.M. from NSF DMR-1206515 and the DARPA MESO program and J.P.D. from NWO and DAAD. Computer resources were provided by NERSC under Contract No. DE-AC02-05CH11231.

## Appendix A: Wideband limit

In the wideband limit (WBL), the coupling to reservoirs are energy independent,  $J_{Tks, is} = \delta_{\sigma s} \delta_{iT} J_T$  and  $J_{Bks, is} = \delta_{\sigma s} J_B$ , and Eqn. 8 becomes

$$I_T(t) = -\frac{e\Gamma_T}{\hbar} \text{Im} [G_{TsTs}^<(t, t) + \int dt_1 \int \frac{d\epsilon}{\pi} e^{i\epsilon(t-t_1)} f_T(\epsilon) G_{TsTs}^r(t, t_1)]. \quad (\text{A1})$$

Summation over repeated spin indices is implied. We can assume that the retarded and advanced Green functions of the system do not depend on the chemical potential of the reservoirs. Then the differential conductance  $dI_T(t)/dV$  is

$$G_T(V, t) = \frac{e^2}{h} \left[ \pi \Gamma_T^2 \text{Re} \int dt_1 \int dt_2 G_{TsTs'}^r(t, t_1) G_{Ts'Ts}^a(t_2, t) \times \frac{(t_2 - t_1) e^{ieV(t_2-t_1)}}{\beta \sinh(\frac{\pi(t_1-t_2)}{\beta})} + 2\pi \Gamma_T \text{Im} \int dt_1 G_{TsTs}^r(t, t_1) \frac{(t - t_1) e^{ieV(t-t_1)}}{\beta \sinh(\frac{\pi(t_1-t)}{\beta})} \right]. \quad (\text{A2})$$

We note that at zero temperature and for time independent Hamiltonians, Eqn. A2 gives  $G_T(V) = (e^2/h) [M_T - \text{Tr}[r_T r_T^\dagger]]$ , as expected, where  $M_T = 2\pi \Gamma_T \rho_T (eV) = -2\Gamma_T \text{Im} \sum_s G_{TsTs}^r(eV)$  is the number of channels which is proportional to the *local* density of states and  $(r_T)_{ss'} = \Gamma_T G_{TsTs'}^r(eV)$  is the *local* electron reflection matrix. In Fig. 5, we see an example of the conductance as a function of time from Eqn. A2.

## Appendix B: Periodic Hamiltonian

Some analytic progress can be made for free electrons that are subject to a periodic drive  $H_S(t+T) = H_S(t)$  with period  $T = 2\pi/\Omega$ . All two-time correlators become periodic, e.g.,  $G^{r,a,<}(t+T, t'+T) = G^{r,a,<}(t, t')$  and Eqn. A1 becomes

$$\bar{I}_T = \frac{e\Gamma_T}{\hbar} \left[ \int \frac{d\epsilon}{2\pi} f_T(\epsilon) \bar{A}_{TsTs}(\epsilon) - \text{Im} \bar{G}_{TsTs}^< \right], \quad (\text{B1})$$

where  $\bar{A}_{TsTs}(\epsilon) = -2\text{Im} G_{TsTs}^r(0, \epsilon)$  is the time-averaged nonequilibrium spectral function and we used the Wigner

representation for the Green functions. We also defined,

$$\bar{G}_{is,js'}^< = i \sum_{n,\alpha} \int \frac{d\epsilon}{2\pi} f_\alpha(\epsilon) G_{is,\ell\sigma}^r(n, \epsilon + n\Omega/2) \times \quad (\text{B2})$$

$$\Gamma_{\ell\sigma,\ell'\sigma'}^\alpha G_{js',\ell'\sigma'}^r(n, \epsilon + n\Omega/2)^*.$$

The time-average occupation can be written as  $\bar{n}_{is} = -i\bar{G}_{is, is}^<$ . Eqn. B1 has an intuitive interpretation<sup>12</sup>. The first term is proportional to the occupation of the tip and the *local* sample spectral function and hence can be interpreted as the current flowing into the sample from the tip. The second term is proportional to the time-averaged local occupation probability at the position of the tip and can be interpreted as the probability of charge flowing out of the sample to the tip. Note that since the couplings to the tip and bath are not proportional we cannot in general write the above expression in a Landauer-type form. However the time-averaged conductance at zero temperature can be written in terms of general scattering matrices of the central region, from Eqn. A2,

$$\bar{G}_T(V) = \frac{e^2}{h} \sum_n \{M_T(n)\delta_{n,0} - \text{Tr}[r_T(n)r_T^\dagger(n)]\}, \quad (\text{B3})$$

where we defined  $M_T(n) = 2\pi\Gamma_T\rho_T(n, eV) = -2\Gamma_T\text{Im}G_{TsTs}^r(n, eV)$  and  $\rho_T(n, eV)$  is the 'density of

states' for  $n$ -th band and the electron reflection matrix  $[r_T(n)]_{ss'} = \Gamma_T G_{TsTs'}^r(n, eV + n\Omega/2)$ . The first term is a *local* density of states and the second is a contribution from electron tunneling. For non-interacting electrons we can write  $G^r(t, t')$  in terms of the eigenvalues and right and left eigenvectors of the Floquet Hamiltonian  $\mathcal{H}_F = H_S(t) + \Sigma^r - i\partial_t$ , i.e.,  $\mathcal{H}_F\phi^{R\delta m} = \epsilon_{\delta m}\phi^{R\delta m}$ ,  $(\phi^{L\delta m})^\dagger\mathcal{H}_F = \epsilon_{\delta m}(\phi^{L\delta m})^\dagger$ , as  $G_{is,js'}^r(n, \omega) = \sum_{\delta m} \phi_{is,n}^{R\delta m}(\phi_{js',0}^{L\delta m})^*/(\omega - \epsilon_{\delta m} - n\Omega/2)$ , where the quasienergies are complex,  $\epsilon_{\delta m} = \epsilon_{\delta m} - i\gamma_\delta$  and we defined  $\bar{m} = -m$ . Then the occupation of a given site at zero temperature is from Eqn. 10,

$$\bar{n}_{i\sigma} = \sum_{\alpha,n} \sum_{\ell\sigma} \sum_{\ell'\sigma'} \Gamma_{\ell\sigma,\ell'\sigma'}^\alpha \frac{\phi_{i\sigma,n}^{R\delta m}(\phi_{\ell\sigma,0}^{L\delta m})^*(\phi_{i\sigma,n}^{R\delta' m'})^*\phi_{\ell'\sigma',0}^{L\delta' m'}}{i\epsilon_{\delta m} - i\epsilon_{\delta' m'}^*} \times \left[1 - \frac{1}{2\pi i} \log\left(\frac{\epsilon_{\delta m}}{\epsilon_{\delta' m'}^*}\right)\right]. \quad (\text{B4})$$

and the electron-reflexion matrix becomes,

$$[r_T(n, eV)]_{ss'} = \Gamma_T \sum_{\delta m} \frac{\phi_{Ts,n}^{R\delta m}(\phi_{Ts',0}^{L\delta m})^*}{eV - \epsilon_{\delta m}}. \quad (\text{B5})$$

- 
- <sup>1</sup> M. Z. Hasan and C. L. Kane, Rev. Mod. Phys. **82**, 3045 (2010).
  - <sup>2</sup> C. L. Kane and E. J. Mele, Phys. Rev. Lett. **95**, 146802 (2005).
  - <sup>3</sup> B. A. Bernevig, T. L. Hughes, and S.-C. Zhang, Science **314**, 1757 (2006).
  - <sup>4</sup> J. E. Moore and L. Balents, Phys. Rev. B **75**, 121306 (2007).
  - <sup>5</sup> L. Fu, C. L. Kane, and E. J. Mele, Phys. Rev. Lett. **98**, 106803 (2007).
  - <sup>6</sup> R. Roy, Phys. Rev. B **79**, 195322 (2009).
  - <sup>7</sup> N. H. Lindner, G. Refael, and V. Galitski, Nature Physics **7**, 490 (2011).
  - <sup>8</sup> J. H. Shirley, Phys. Rev. **138**, 979 (1965).
  - <sup>9</sup> M. S. Rudner, N. H. Lindner, E. Berg, and M. Levin, Phys. Rev. X **3**, 031005 (2013).
  - <sup>10</sup> L. P. Kadanoff and G. Baym, *Quantum Statistical Mechanics* (Perseus Books, Cambridge, Massachusetts, 1989).
  - <sup>11</sup> P. K. Tien and J. P. Gordon, Phys. Rev. **129**, 647 (1963).
  - <sup>12</sup> A.-P. Jauho, N. S. Wingreen, and Y. Meir, Phys. Rev. B **50**, 5528 (1994).
  - <sup>13</sup> B. J. Keay, S. Zeuner, S. J. Allen, K. D. Maranowski, A. C. Gossard, U. Bhattacharya, and M. J. W. Rodwell, Phys. Rev. Lett. **75**, 4102 (1995).
  - <sup>14</sup> Y. H. Wang, H. Steinberg, P. Jarillo-Herrero, and N. Gedik, Science **342**, 453 (2013).
  - <sup>15</sup> Y. Onishi, Z. Ren, M. Novak, K. Segawa, Y. Ando, and K. Tanaka, arXiv:1403.2492 [cond-mat.mtrl-sci].
  - <sup>16</sup> B. M. Fregoso, Y. H. Wang, N. Gedik, and V. Galitski, Phys. Rev. B **88**, 155129 (2013).
  - <sup>17</sup> M. A. Sentef, M. Claassen, A. F. Kemper, B. Moritz, T. Oka, J. K. Freericks, and T. P. Devereaux, arXiv:1401.5103 [cond-mat.mes-hall].
  - <sup>18</sup> W. Shen, T. P. Devereaux, and J. K. Freericks, arXiv:1309.2723 [cond-mat.str-el].
  - <sup>19</sup> P. M. Perez-Piskunow, G. Usaj, C. A. Balseiro, and L. E. F. FoaTorres, Phys. Rev. B **89**, 121401 (2014).
  - <sup>20</sup> A. Gómez-León and G. Platero, Phys. Rev. Lett. **110**, 200403 (2013).
  - <sup>21</sup> C. Bai, *Scanning Tunneling Microscopy and Its Application* (Springer, Berlin; 2nd edition ), 2000).
  - <sup>22</sup> I. Giaever, Phys. Rev. Lett. **5**, 464 (1960).
  - <sup>23</sup> C. Tao, L. Jiao, O. V. Yazyev, Y.-C. Chen, J. Feng, X. Zhang, R. B. Capaz, J. M. Tour, A. Zettl, S. G. Louie, et al., Nature Physics **7**, 616 (2011).
  - <sup>24</sup> D. C. Langreth and P. Nordlander, Phys. Rev. B **43**, 2541 (1991).
  - <sup>25</sup> A. Kamenev, *Field Theory of Non-Equilibrium Systems* (Cambridge university press, United Kindom, 2011).
  - <sup>26</sup> M. Grifoni and P. Hanggi, Physics Reports **304**, 229 (1998).