

Short-range correlations in percolation at criticality

Hao Hu¹, Henk W. J. Blöte², Robert M. Ziff³, and Youjin Deng^{1*}

¹ *Hefei National Laboratory for Physical Sciences at Microscale,*

*Department of Modern Physics, University of Science
and Technology of China, Hefei 230027, China*

² *Instituut Lorentz, Leiden University, P.O. Box 9506,*

2300 RA Leiden, The Netherlands and

³ *Center for the Study of Complex Systems and Department of Chemical Engineering,*

University of Michigan, Ann Arbor, Michigan 48109-2136 USA

(Dated: October 13, 2018)

Abstract

We derive the critical nearest-neighbor connectivity g_n as $3/4$, $3(7 - 9p_c^{\text{tri}})/4(5 - 4p_c^{\text{tri}})$ and $3(2 + 7p_c^{\text{tri}})/4(5 - p_c^{\text{tri}})$ for bond percolation on the square, honeycomb and triangular lattice respectively, where $p_c^{\text{tri}} = 2 \sin(\pi/18)$ is the percolation threshold for the triangular lattice, and confirm these values via Monte Carlo simulations. On the square lattice, we also numerically determine the critical next-nearest-neighbor connectivity as $g_{\text{nn}} = 0.687\ 500\ 0(2)$, which confirms a conjecture by Mitra and Nienhuis in J. Stat. Mech. P10006 (2004), implying the exact value $g_{\text{nn}} = 11/16$. We also determine the connectivity on a free surface as $g_n^{\text{surf}} = 0.625\ 000\ 1(13)$ and conjecture that this value is exactly equal to $5/8$. In addition, we find that at criticality, the connectivities depend on the linear finite size L as $\sim L^{y_t-d}$, and the associated specific-heat-like quantities C_n and C_{nn} scale as $\sim L^{2y_t-d} \ln(L/L_0)$, where d is the lattice dimensionality, $y_t = 1/\nu$ the thermal renormalization exponent, and L_0 a non-universal constant. We provide an explanation of this logarithmic factor within the theoretical framework reported recently by Vasseur et al. in J. Stat. Mech. L07001 (2012).

PACS numbers: 64.60.ah, 68.35.Rh, 11.25.Hf

* yjdeng@ustc.edu.cn

I. INTRODUCTION

To study the nature of the percolation process [1], much attention has been paid to correlation functions $P_n(z_1, \dots, z_n)$ describing the probability that n points (z_1, \dots, z_n) belong to the same cluster. For example, the mean cluster size can be calculated as $S = \sum_z P_2(z, 0)$, and a recent work investigated the factorization of the three-point correlation function in terms of two-point correlations [2]. While most results in the literature deal with long-range correlations [1–4], the present work is dedicated to the investigation of short-range correlations, over distances comparable with the lattice spacing.

It is well known that the bond-percolation model can be considered as the $q \rightarrow 1$ limit of the q -state Potts model [5, 6]. For a lattice G with a set of edges denoted as $\{e_{ij}\}$, the reduced Hamiltonian (i.e., divided by kT) of the Potts model reads

$$\mathcal{H}(K, q) = -K \sum_{e_{ij}} \delta_{\sigma_i \sigma_j}, \quad \sigma_i = 1, \dots, q, \quad (1)$$

where the sum is over all nearest-neighbor lattice edges e_{ij} , and $K = J/kT$, such that $-J\delta_{\sigma_i \sigma_j}$ is the energy of a neighbor pair. The celebrated Kasteleyn-Fortuin transformation [7] maps the Potts model onto the random-cluster (RC) model with partition sum

$$Z_{\text{rc}}(u, q) = \sum_{\mathcal{A} \subseteq G} u^{\mathcal{N}_b} q^{\mathcal{N}_c}, \quad u = e^K - 1, \quad (2)$$

where the sum is over all subgraphs \mathcal{A} of G , \mathcal{N}_b is the number of occupied bonds in \mathcal{A} , and \mathcal{N}_c is the number of connected components (clusters). The RC model generalizes the Potts model to non-integer values $q > 0$, and in the limit $q \rightarrow 1$ it reduces to the bond-percolation [6, 7] model, in which bonds are uncorrelated, and governed by independent probabilities $p = u/(u + 1)$. As a result, the critical *thermal* fluctuations are suppressed in this model, so that the critical finite-size-scaling (FSS) amplitudes of many energy-like quantities vanish. For instance, the density of the occupied bonds is independent of the system size, and the density of clusters converges rapidly to its background value with zero amplitude for the leading finite-size term with $y_t = 1/\nu$ in the exponent [8, 9]. Though the partition function at $q = 1$ reduces to a trivial power of u , a number of nontrivial properties of the percolation model can be derived from the RC model via differentiation of the RC partition sum to q , and then taking the limit $q \rightarrow 1$. Quantities of interest can then be numerically determined by sampling the resulting expression from Monte Carlo generated percolation configurations.

An example is given in Appendix A, where we display the behavior of the RC specific heat in the percolation limit $q \rightarrow 1$ as a function of temperature.

Making use of existing results on the critical temperature and energy of the Potts model [6, 10, 11], in the limit $q \rightarrow 1$, we derive analytically the critical nearest-neighbor connectivity g_n as $3/4$, $3(7 - 9p_c^{\text{tri}})/4(5 - 4p_c^{\text{tri}})$ and $3(2 + 7p_c^{\text{tri}})/4(5 - p_c^{\text{tri}})$, for bond percolation on the square, honeycomb and triangular lattices, respectively, where $p_c^{\text{tri}} = 2 \sin(\pi/18)$ is the percolation threshold for the triangular lattice, and confirm them with Monte Carlo simulations. For bond percolation on the square lattice, we also determine numerically the critical next-nearest-neighbor connectivity as $g_{\text{nn}} = 0.687\ 500\ 0(2)$ which is very close to $11/16$. Our transfer-matrix calculations (Appendix B), which apply to a cylindrical geometry, are consistent with this value. As explained in Appendix C, g_{nn} is related to a quantity for the completely packed $O(1)$ loop model which has been studied by Mitra et al. [12]. They formulated a conjecture implying the exact value $g_{\text{nn}} = 11/16$. Our results support that this conjecture holds exactly. Furthermore we determined the connectivity on free one-dimensional surfaces of the square lattice as $g_n^{\text{surf}} = 0.625\ 000\ 1(13)$, and conjecture that this value is exactly equal to $5/8$.

We are also interested in the critical FSS behavior of the connectivities g_n and g_{nn} , as well as the associated specific-heat-like quantities C_n and C_{nn} . Numerical simulations and finite-size analysis were done for square, triangular, honeycomb and simple-cubic lattices. It is found that, at criticality, one has $g(L) = g_a + g_s L^{y_t - d}$ (d is the spatial dimensionality), where g_a accounts for the background contribution and the amplitude g_s for the singular part is non-zero. In two and three dimensions, this critical exponent is known as $y_t = 1/\nu = 3/4$ [13, 14] and $y_t = 1.141\ 0(15)$ [15], respectively. For C_n and C_{nn} , it is observed that the leading y_t -dependent term with exponent $2y_t - d$ also exists. Moreover, it is found that this leading term is modified by a multiplicative logarithmic factor such that C_n and C_{nn} are proportional to $L^{2y_t - d} \ln(L/L_0)$, where L_0 is non-universal.

The logarithmic factor mentioned above can be related with recently identified logarithmic observables that were explained by mixing the energy operator with an operator connecting two random clusters [3, 4]. The latter operator is associated with a change of the bond probability p [16] between Potts spins, while the Potts coupling K remains constant. For $q \rightarrow 1$ the bond probability field and the temperature field become degenerate. This mechanism is independent of the lattice type and the number of dimensions.

The remainder of this work is organized as follows. Section II contains the definitions of the observables, as well as their expected FSS behavior. Section III presents the derivation of the exact critical connectivities. The Monte Carlo results for g_n and g_{nn} , for C_n and C_{nn} , on different lattices, are presented in Sec. IV. The origin of a logarithmic factor in the FSS behavior of C_n and C_{nn} is explored in Sec. V. The paper concludes with a brief discussion in Sec. VI. Further details and examples are presented in the Appendices, including the derivation of the exact nearest-neighbor connectivities for the triangular and honeycomb lattices in Appendix D.

II. OBSERVABLES AND FINITE-SIZE SCALING

A. Observables

We use $\gamma_{x,y}(\mathcal{A}) = 1$ and 0 to represent the situation that, in a configuration \mathcal{A} of bond variables, lattice sites x and y belong to the same and to different clusters, respectively. The following observables were studied:

1. Energy-like quantities:

- The bond-occupation density $\rho_b = \langle \mathcal{N}_b \rangle / N_e$, where N_e denotes the number of edges in the lattice, and “ $\langle \rangle$ ” represents the ensemble average.
- The cluster-number density $\rho_k = \langle \mathcal{N}_c \rangle / N_s$, where N_s denotes the number of sites in the lattice.
- The nearest-neighbor connectivity g_n , defined by

$$\mathcal{E}_n(\mathcal{A}) = \sum_{xy \in \{e_{ij}\}} \gamma_{x,y}(\mathcal{A}), \quad g_n = \langle \mathcal{E}_n \rangle / N_n,$$

where the sum is on all nearest-neighbor pairs, and $N_n = N_e$ is the total number of nearest-neighbor pairs.

- The next-nearest-neighbor connectivity g_{nn} , defined analogously as g_n , except that the summation on xy involves next-nearest-neighbor pairs, and that the denominator N_n is replaced by the total number of next-nearest-neighbor pairs of the lattice. Connectivities at other distances can be defined similarly.

2. *Specific-heat-like quantities:*

- $C_n = (\langle \mathcal{E}_n^2 \rangle - \langle \mathcal{E}_n \rangle^2) / N_e$.
- C_{nn} , defined analogously as C_n for the next-nearest neighbors.

B. Finite-size scaling

The analysis of the sampled quantities, obtained by numerical simulation of the percolation model, is based on FSS predictions. To obtain these predictions, one first expresses these quantities in terms of the derivatives of the free-energy density $f = -L^{-d} \ln Z$ of the random-cluster model with respect to the thermal field t , the magnetic field h , or the parameter q . Then, one applies the scaling relation for the free-energy density $f(q, t, h, L)$, which is

$$f(q, t, h, L) = f_r(q, t, h) + L^{-d} f_s(q, tL^{y_t}, hL^{y_h}, 1), \quad (3)$$

where the irrelevant scaling fields have been neglected, f_r denotes the regular part of the free-energy density, and f_s is the singular part. The thermal scaling field t is approximately proportional to $u - u_c$, where u_c is the critical value of u .

Differentiation of the partition sum (2) with respect to u at the critical point shows that

$$(-uL^d/N_e)(\partial f/\partial u) = N_e^{-1} \langle \mathcal{N}_b \rangle \equiv \rho_b(L) = \rho_{b,0} + aL^{y_t-d}, \quad (4)$$

where $\rho_{b,0}$ represents the bond density in the thermodynamic limit. The last equality in Eq. (4) follows from Eq. (3). In the $q \rightarrow 1$ limit, the amplitude a vanishes as $a \approx a_1(q - 1)$.

The FSS behavior of the nearest-neighbor connectivity $g_n(L)$ follows from its relation with $\rho_b(L)$. The mapping on the random-cluster model [7] shows that Potts variables in the same cluster are equal, variables in different clusters are uncorrelated, and that each Potts pair of nearest neighbors is connected by a bond with probability $p\delta_{\sigma_i\sigma_j}$, where $p \equiv u/(u+1)$. The fraction g_n of the nearest neighbors belonging to the same cluster thus contribute a term pg_n to the bond density. The remaining fraction $1 - g_n$ of nearest-neighbor pairs lie across a boundary between two different clusters, and there is still a probability $1/q$ that the two spins of the pair are equal. The latter pairs thus contribute a second term $p(1 - g_n)/q$ to the bond density. Therefore, for integers $q > 1$, the bond density is expressed in g_n as

$$\rho_b = p[g_n + (1 - g_n)/q]. \quad (5)$$

It follows from Eq. (4) and (5) that, at criticality $p = p_c$, g_n is given by

$$g_n(L) = \frac{q\rho_{b,0}/p_c - 1}{q - 1} + \frac{qaL^{yt-d}}{(q-1)p_c}. \quad (6)$$

One expects that this expression remains valid for non-integer values of q . We denote the first term in Eq. (6) by $g_{n,0}$, and postpone its evaluation to Sec. III. In the limit $q \rightarrow 1$, it is sufficient to linearize the amplitude a as $a \simeq a_1(q-1)$ which yields:

$$g_n(L) = g_{n,0} + g_{n,1}L^{yt-d}, \quad (7)$$

where the amplitude $g_{n,1}$ takes a nonzero value a_1/p_c . The above equation expresses that, in spite of the suppression of the critical thermal fluctuations, $g_n(L)$ does display a singular dependence on L . Similar FSS behavior is expected for $g_{nn}(L)$.

For the specific-heat like quantities C_n and C_{nn} at criticality, one might simply expect

$$C_n(L) \sim C_{nn}(L) \propto C_0 + c_1L^{2yt-d}. \quad (8)$$

As numerically demonstrated later, Eq. (8) does not hold exactly, namely, a term proportional to $L^{2yt-d} \ln L$ is present. We will explain the logarithmic factor by relating C_n to observables whose two-point functions scale logarithmically for $q \rightarrow 1$ [3, 4].

III. EXACT VALUES FOR THE CONNECTIVITY g_n IN THE THERMODYNAMIC LIMIT

At criticality Eq. (6) yields, in the thermodynamic limit,

$$g_{n,0} = \frac{q\rho_{b,0}/p_c - 1}{q - 1}. \quad (9)$$

Using this formula, and the known behavior of $\rho_{b,0}(q)$ and $p_c(q)$, exact values of g_n can be derived. On the square lattice, the condition of self-duality yields the critical parameters $\rho_{b,0}(q) = 1/2$ and $p_c = \sqrt{q}/(\sqrt{q} + 1)$. Thus for general values of q , one has

$$g_{n,0}(q) = \frac{\sqrt{q} + 2}{2(\sqrt{q} + 1)}, \quad (10)$$

which yields $g_{n,0} = 3/4$ for the bond-percolation problem ($q = 1$).

For the triangular lattice one has $\langle \delta_{\sigma_i \sigma_j} \rangle = -E/3K$, where E is the reduced internal energy. The critical value of K as a function of q is given in Ref. 10, and that of E is given

in Ref. 11. At criticality, considering $\rho_{b,0} = p_c \langle \delta_{\sigma_i \sigma_j} \rangle$, the substitution of $K_c(q)$ and $E_c(q)$ into Eq. (9) yields the function $g_{n,0}^{\text{tri}}(q)$ as

$$g_{n,0}^{\text{tri}}(q) = \frac{-qE_c/3K_c - 1}{q - 1}. \quad (11)$$

For the honeycomb lattice, which is dual to the triangular lattice, the function $g_{n,0}^{\text{hon}}(q)$ can be obtained from its duality relation with $g_{n,0}^{\text{tri}}(q)$. The relation tells that if there is a (no) bond on an edge of the triangular lattice, there will be no (a) bond on the dual edge in the honeycomb lattice. Furthermore, if there is no bond between two nearest-neighbor sites, then, if the two sites are connected (disconnected), the dual pair of sites will be disconnected (connected).

Taking the $q \rightarrow 1$ limit of Eq. (11), one can derive (see Appendix D) that $g_{n,0}^{\text{tri}} = 3(2 + 7p_c^{\text{tri}})/4(5 - p_c^{\text{tri}}) = 0.714\ 274\ 133 \dots$ for the bond-percolation problem on the triangular lattice, and making use of the duality relation, we obtain $g_{n,0}^{\text{hon}} = 3(-2 + 9p_c^{\text{hon}})/4(1 + 4p_c^{\text{hon}}) = 0.804\ 735\ 202 \dots$ for the honeycomb lattice, where $p_c^{\text{tri}} = 2 \sin(\pi/18)$ and $p_c^{\text{hon}} = 1 - 2 \sin(\pi/18)$ [17] are bond-percolation thresholds for the two lattices, respectively. Noting that p_c^{tri} is the solution to $p^3 - 3p + 1 = 0$ [17], substituting the relations between $g_{n,0}$ and p_c^{tri} into the cubic equation, it can be derived that the $g_{n,0}^{\text{tri}}$ and $g_{n,0}^{\text{hon}}$ are solutions to cubic equations $64x^3 - 144x^2 - 144x + 153 = 0$ and $64x^3 - 432x^2 - 720x + 333 = 0$, respectively. These results are similar to those of Ref. 8, where the results of Ref. 11 for the cluster-number densities on the triangular and honeycomb lattices are written in terms of p_c of the two lattices, and identified as solutions to cubic equations.

IV. NUMERICAL RESULTS

To confirm the exact values of g_n , and to explore the FSS properties, we simulated the bond percolation models on the square, triangular, honeycomb, and simple-cubic lattices. The results are presented in the following subsections.

A. Finite-size analysis for the square lattice

The Monte Carlo simulations of the bond-percolation model on $L \times L$ square lattices with periodic boundary conditions follow the standard procedure: each edge is randomly

occupied by a bond with the critical probability $p = p_c = 1/2$, and the resulting bond configuration is then decomposed in percolation clusters. Quantities are sampled after every sweep. The simulations used 22 sizes in range $4 \leq L \leq 8000$, with numbers of samples around 100 million for $L \leq 120$, 80 million for $160 \leq L \leq 480$, 50 million $L = 800$, 25 million for $L = 1600$, 10 million for $L = 4000$ and 2.5 million for $L = 8000$. Roughly 22 months of computer time were used.

1. Connectivities g_n and g_{nn}

We fitted our Monte Carlo data for g_n by the formula

$$g_n = g_{n,0} + L^{y_t-d}(c_1 + c_2 L^{y_i}), \quad (12)$$

with $y_t = 3/4$, $y_i = -2$ and $d = 2$. Extrapolations are conducted by successively removing the first few small-size data points, while using the guidance of the χ^2 criterion. The results are $g_{n,0} = 0.749\,999\,99(13)$, $c_1 = 0.277\,6(3)$ and $c_2 = -0.15(13)$, with $L_{\min} = 16$. These error margins in the numerical results are quoted as two standard deviations, and include statistical errors only. The $g_{n,0}$ value is in perfect consistency with the assumption of the continuity of $g_n(L = \infty)$ in Eq. (6) as a function of q , used to derive $g_n(L = \infty) = 3/4$ in the limit $q \rightarrow 1$.

The fit of the g_{nn} data, using the same scaling formula, Eq. (12), yielded $g_{nn,0} = 0.687\,500\,0(2)$, $c'_1 = 0.416\,5(4)$ and $c'_2 = -0.31(17)$, with $L_{\min} = 16$. The precision of $g_{nn,0}$ supports the conjecture that $g_{nn}(L = \infty) = 11/16$ holds exactly. This reproduces a conjecture [12] for correlations in the completely packed $O(1)$ loop model, which was based on exact results for correlations on $L \times \infty$ cylinders for several finite L values. This $O(1)$ loop model can be mapped on the square-lattice percolation model on a cylinder, but with the axis of the cylinder along a diagonal direction of the square lattice. In Appendix C we describe the relation between g_{nn} in the percolation model and the probability that two consecutive points lie on the same loop of the completely packed $O(1)$ loop model.

The Monte Carlo data for g_n and g_{nn} are presented in Table I. We also performed some transfer-matrix calculations of these two quantities in $L \times \infty$ bond-percolation systems. These show that the connectivities converge very quickly to their infinite-system values $3/4$ and $11/16$ as L increases. The finite-size results for g_n and g_{nn} are obtained as fractional

numbers, which reflects the interesting algebraic properties already observed in the related context of the completely packed $O(1)$ loop model [12]. These results are presented in Appendix B.

2. Numerical evidence of a logarithmic factor in the scaling behavior of C_n and C_{nn}

For the quantity C_n , which describes the amplitude of the fluctuations in g_n , we tried several fits according to

$$C_n = C_{n,0} + L^\psi(d_1 + d_2L^{y_i} + \dots). \quad (13)$$

The results suggest that $C_{n,0} \approx 4.22$ and $\psi \approx -0.358$. For example, a fit to the data by $C_{n,0} + C_{n,1}L^\psi$ yielded $C_{n,0} = 4.20(4)$, $C_{n,1} = -6.2(6)$, $\psi = -0.368(13)$, with $L_{\min} = 320$ for the cutoff at small system sizes. However, some caution concerning the result $\psi \approx -0.358$ for the leading finite-size exponent in C_n seems justified. Apart from the fact that the exponent -0.358 cannot be expressed as a suitable combination of the renormalization exponents and the space dimensionality d , acceptable values of χ^2 could only be obtained for unusually large L_{\min} .

Since, as will be argued in Sec. V, a multiplicative logarithmic factor may occur in the singular behavior of C_n , we also applied fits according to $C_n = C_{n,0} + d_1L^{y_1} \ln L + d_2L^{y_2}$. For $y_1 = y_2$ this reduces to $C_n = C_{n,0} + d_1L^{y_1} \ln L/L_0 + \dots$, with $d_2 = -d_1 \ln L_0$. With fixed $y_1 = y_2 = 2y_t - d = -1/2$, the fit led to $C_{n,0} = 4.169\ 8(12)$, $d_1 = -1.462(4)$, $d_2 = -4.018(5)$, with $L_{\min} = 8$. Other fits with y_1 or y_2 as free parameters yielded consistent results. One observes that the fits including a logarithm use fewer parameters and/or a smaller cutoff L_{\min} . This indicates that a multiplicative logarithmic factor indeed appears in the scaling of C_n . We present our data for this quantity in Table I. The existence of the logarithmic factor in these data is illustrated in Fig. 1.

For the quantity C_{nn} , which represents the amplitude of the fluctuations in g_{nn} , a fit by $C_{nn,0} + C_{nn,1}L^\psi$ led to $C_{nn,0} = 8.30(3)$, $C_{nn,1} = -12.8(3)$ and $\psi = -0.358(3)$, necessarily with a cutoff at a large size $L_{\min} = 200$. These results tell that the FSS behavior of C_{nn} on the square lattice is similar to that of C_n . A fit to the data by $C_{nn,0} + d'_1L^{-1/2} \ln L + d'_2L^{-1/2}$ yielded $C_{nn,0} = 8.206(2)$, $d'_1 = -3.271(7)$ and $d'_2 = -8.43(1)$, with $L_{\min} = 8$. Other fits with either/both of the exponents as free fitting parameters also yielded results consistent with those for C_n . Thus, also the results for C_{nn} indicate the existence of a logarithmic factor.

L	4	8	16	32	64	120
g_n	0.797 65(2)	0.770 51(1)	0.758 66(1)	0.753 643(4)	0.751 536(2)	0.750 698(1)
g_{nn}	0.755 67(3)	0.718 11(2)	0.700 48(1)	0.692 964(5)	0.689 804(3)	0.688 547(2)
C_n	1.156 8(2)	1.674 6(2)	2.152 2(3)	2.564 3(4)	2.907 8(4)	3.164 2(5)
C_{nn}	1.763 9(2)	2.820 3(4)	3.831 6(5)	4.711 8(6)	5.451 5(7)	6.0063(8)
L	200	480	800	1600	4000	8000
g_n	0.750 368(1)	0.750 123 4(3)	0.750 065 4(3)	0.750 027 4(2)	0.750 008 8(1)	0.750 003 6(1)
g_{nn}	0.688 052(1)	0.687 685 3(5)	0.687 598 1(4)	0.687 541 1(3)	0.687 513 2(2)	0.687 505 3(2)
C_n	3.337 5(5)	3.574 2(6)	3.683 0(7)	3.799 6(11)	3.917(2)	3.976(4)
C_{nn}	6.382 4(10)	6.899 2(11)	7.136(2)	7.391(2)	7.650(3)	7.780(7)

TABLE I: Data for the nearest- and next-nearest- neighbor connectivities and the amplitudes of their fluctuations for the bond-percolation model. These data apply to $L \times L$ systems on square lattices with periodic boundary conditions. The quoted error bar corresponds to one standard deviation.

Data for C_{nn} are also presented in Table I and plotted in Fig. 1.

B. Finite-size analysis for other lattices

1. Triangular lattice with periodic boundary conditions

We simulated the bond-percolation problem on the triangular lattice at the percolation threshold $p_c^{\text{tri}} = 2 \sin(\pi/18)$ [17]. Rhombus-shaped lattices were used, with periodic boundary conditions applied along edges of the rhombus. We used lattices with L^2 sites, with 7 different values of the linear size L in the range between 18 and 1152. The number of samples was 100 million for each size. Fits of the g_n data by $g_{n,0}^{\text{tri}} + c_1 L^{y_1}$ yielded $g_{n,0}^{\text{tri}} = 0.714 273 9(8)$ and $y_1 = -1.249(7)$. The value y_1 agrees well with $y_t - d = -5/4$. Fits of the data by Eq. (12) led to $g_{n,0}^{\text{tri}} = 0.714 273 9(3)$, which is in good agreement with the theoretical prediction $0.714 274 133 \dots$ in Sec. III. For g_{nn} , fits of the data by Eq. (12) yielded $g_{nn,0}^{\text{tri}} = 0.637 428 6(5)$.

A fit of the C_n data by $C_{n,0}^{\text{tri}} + c_1 L^\psi$ led to $C_{n,0}^{\text{tri}} = 7.24(3)$, $c_1 = -10.0(3)$ and $\psi = -0.351(8)$,

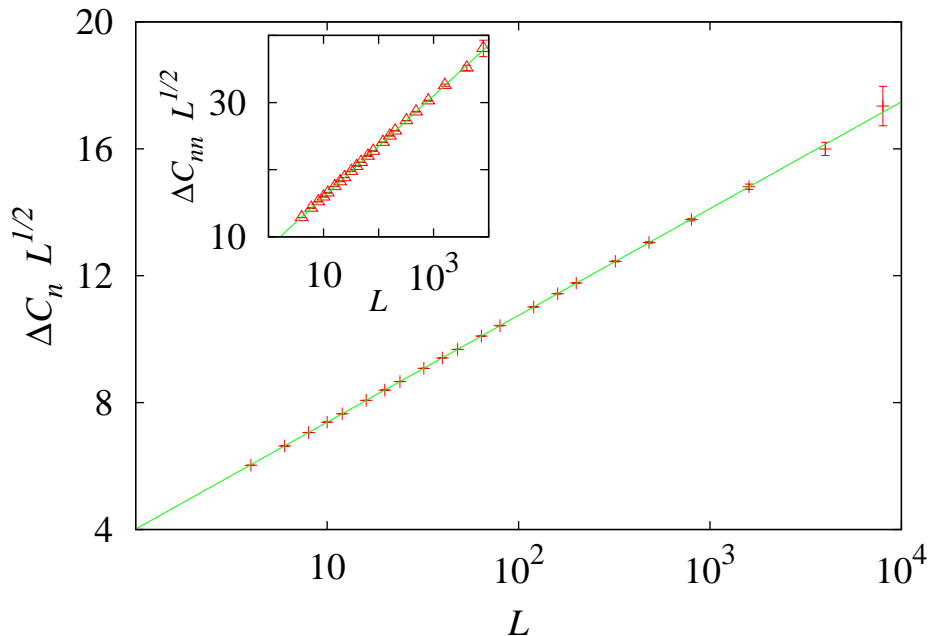


FIG. 1: The quantities $\Delta C_x L^{1/2} = (C_x(\infty) - C_x(L))L^{1/2}$, where x represents ‘n’ and ‘nn’ (inset), *versus* system size L on a logarithmic scale. The quantities $C_n(L)$, $C_{nn}(L)$ are the amplitudes of the fluctuations in the nearest- and the next-nearest-neighbor connectivities respectively, for bond percolation on $L \times L$ square lattices with periodic boundary conditions. We use $C_n(\infty) = 4.169\ 8$ and $C_{nn}(\infty) = 8.206$, as determined by our fits. The figures clearly indicate the presence of a logarithmic factor in the leading scaling term of C_n and C_{nn} . The lines are added for clarity.

with $L_{\min} = 144$. The value -0.351 of the exponent is quite different from $2y_t - d = -1/2$. When including a logarithmic factor, a fit of the C_n data by $C_{n,0}^{\text{tri}} + c_1 L^{-1/2} + c_2 L^{-1/2} \ln L$ yielded $C_{n,0}^{\text{tri}} = 7.140(3)$, $c_1 = -6.99(3)$ and $c_2 = -2.54(2)$, with $L_{\min} = 18$. For C_{nn} , the first fit led to $\psi = -0.343(7)$, with $L_{\min} = 144$, and the second fit yielded $C_{nn,0}^{\text{tri}} = 17.595(11)$, $c_1 = -18.5(2)$ and $c_2 = -7.67(7)$, with $L_{\min} = 36$.

The above results tell that the FSS behavior of the connectivities and their fluctuations on the triangular lattice is similar to that on the square lattice.

2. Honeycomb lattice with periodic boundary conditions

We also simulated the bond-percolation problem on the honeycomb lattice at the percolation threshold $p_c^{\text{hon}} = 1 - 2 \sin(\pi/18)$. Rhombus-shaped lattices were used, with peri-

odic boundary conditions applied along edges of the rhombus. We used lattices with $L^2/2$ sites, with 8 different values of the linear size L in the range between 8 and 1024. The number of samples was 100 million for each size. Fits of the g_n data by $g_{n,0}^{\text{hon}} + c_1 L^{y_1}$ yielded $g_{n,0}^{\text{hon}} = 0.804\ 735\ 3(2)$ and $y_1 = -1.250(1)$. The value y_1 agrees well with $y_t - d = -5/4$, and the numerical value of $g_{n,0}^{\text{hon}}$ is in good agreement with the theoretical prediction $0.804\ 735\ 202\ \dots$ in Sec. III.

A fit of the C_n data by $C_{n,0}^{\text{hon}} + c_1 L^\psi$ led to $C_{n,0}^{\text{hon}} = 2.367(6)$, $c_1 = -2.94(4)$ and $\psi = -0.351(5)$, with $L_{\min} = 128$. The value -0.351 of the exponent is quite different from $2y_t - d = -1/2$. When including a logarithmic factor, a fit of the C_n data by $C_{n,0}^{\text{hon}} + c_1 L^{-1/2} + c_2 L^{-1/2} \ln L$ yielded $C_{n,0}^{\text{hon}} = 2.332\ 8(6)$, $c_1 = -2.170(4)$ and $c_2 = -0.722(2)$, with $L_{\min} = 16$. Thus, as expected, the FSS behavior on the honeycomb lattice is similar to that on the square and triangular lattices. It indicates that the logarithmic factor is a universal property of two-dimensional lattices.

3. The three-dimensional cubic lattice

The bond-percolation model on three-dimensional L^3 simple-cubic lattices with periodic boundary conditions was investigated. The simulations were done at 11 different sizes $4 \leq L \leq 256$, at a bond-occupation probability $p = p_c^{\text{cub}} = 0.248\ 811\ 8$ [15]. The number of samples was over 100 million for $L \leq 64$, and around 10 million for $L \geq 128$.

A fit of the g_n data by $g_{n,0}^{\text{cub}} + c_1 L^{y_1}$ led to $g_{n,0}^{\text{cub}} = 0.359\ 404\ 4(3)$ and $y_1 = -1.857\ 3(14)$, with $L_{\min} = 24$. The y_1 value is consistent with $y_t^{(3)} - d \approx -1.859$, as it follows from the $d = 3$ literature value of the thermal exponent, namely $y_t^{(3)} = 1.141\ 0(15)$ [15].

A fit of the C_n data by $C_{n,0}^{\text{cub}} + d_1 L^\psi$ yielded $C_{n,0}^{\text{cub}} = 6.57(2)$ and $\psi = -0.602(16)$, with $L_{\min} = 32$. Including a correction term with exponent $y_i^{(3)} = -1.2$ [15], another fit of the data by $C_{n,0}^{\text{cub}} + L^\psi(d_1 + d_2 L^{y_i^{(3)}})$ led to $C_{n,0}^{\text{cub}} = 6.57(2)$ and $\psi = -0.62(2)$, with $L_{\min} = 16$. These values of ψ are different from $2y_t^{(3)} - d \approx -0.718$. Instead, a fit by $C_{n,0}^{\text{cub}} + L^{-0.718}(d_1 + d_2 \ln L + d_3 L^{y_i^{(3)}})$ led to $C_{n,0}^{\text{cub}} = 6.556(16)$, $d_1 = -8.0(7)$ and $d_2 = -1.25(22)$, with $L_{\min} = 16$. These fit results support the appearance of a multiplicative logarithmic factor in the FSS behavior of C_n , which is also shown in Fig. 2.

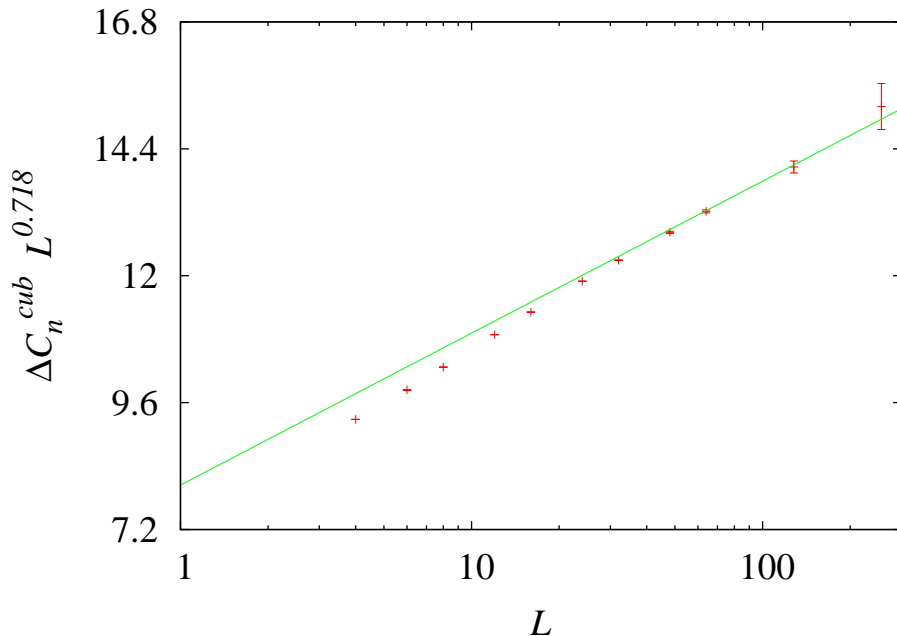


FIG. 2: The quantity $\Delta C_n^{\text{cub}} L^{0.718} = (C_n^{\text{cub}}(\infty) - C_n^{\text{cub}}(L))L^{0.718}$ versus system size L on a logarithmic scale. $C_n^{\text{cub}}(L)$ represents the amplitude of the fluctuations in the nearest-neighbor connectivities for percolation on a L^3 simple-cubic lattice with periodic boundary conditions. We use $C_n^{\text{cub}}(\infty) = 6.566$ as obtained from the fit. The line is added for clarity. Its nonzero slope expresses the presence of a logarithmic factor in the leading finite-size dependence of C_n^{cub} . Deviations at small L values are attributed to finite-size correction terms.

4. The square lattice with open boundaries

We also performed bond-percolation simulations at a bond-occupation probability $p = 1/2$, using a square $L \times L$ geometry, with periodic boundary conditions in one direction and open boundary conditions in the other direction. We took 11 system sizes from $L = 8$ to $L = 256$, and a number of 100 million independent percolation configurations for each size, in order to sample the nearest- and next-nearest-neighbor connectivities g_n^{sur} and $g_{\text{nn}}^{\text{sur}}$ on the open boundaries. Note that a pair of next-nearest neighbors on the boundary is separated by a distance of 2 lattice units, instead of $\sqrt{2}$ as in the bulk.

Fits of the g_n^{sur} data by $g_{n,0}^{\text{sur}} + c_1 L^{y_1}$ yielded $g_{n,0}^{\text{sur}} = 0.625\,000\,1(12)$ and $y_1 = -1.999(6)$; and fits of the $g_{\text{nn}}^{\text{sur}}$ data led to $g_{\text{nn},0}^{\text{sur}} = 0.449\,789(2)$, $c_1 = 2.22(5)$ and $y_1 = -2.005(7)$. On a free boundary, the scaling dimension of the energy operator ϵ should be replaced by

$\Delta_\epsilon = 2$ [18] ($y_\epsilon = d - \Delta_\epsilon = 0$). The numerical results for g_n^{sur} and $g_{\text{nm}}^{\text{sur}}$ agree very well with $y_1 = y_\epsilon - d = -\Delta_\epsilon$. The surface connectivities converge more quickly with the size of the system than the bulk ones, possibly because surface clusters are smaller or their correlations fall off faster, so that they are not as strongly affected by the finite size of the system.

The result for the surface connectivity strongly suggests that $g_{n,0}^{\text{sur}} = 5/8$ holds exactly. It applies to a system with a bond probability $p = 1/2$ on the open boundary. When we erase those bonds, the limiting probability that two nearest-neighboring sites on the boundary are connected decreases to $g_{n,0}^{\text{sur}'} = 5/32$, as can be easily checked by adding a row of $p = 1/2$ bonds perpendicular to the boundary. Next, we may merge two half-infinite systems, one with, and one without boundary bonds, thus reconstructing the infinite system. The combined probability that the two nearest-neighboring sites are now connected by some path *within either system* is $5/8 + 3/8 \times 5/32 = 175/256$, slightly smaller than the bulk value $3/4$. It thus appears that there is a probability $3/4 - 175/256 = 17/256$ that connections between the two neighboring sites exist only via paths entering both half systems.

V. ORIGIN OF THE LOGARITHMIC FACTOR IN THE FINITE-SIZE SCALING

We show that the quantity C_n relates to connectivities of four points $\{\vec{x}_1, \vec{y}_1, \vec{x}_2, \vec{y}_2\}$, in which \vec{x}_1 and \vec{x}_2 are two sites separated by a distance r , and \vec{y}_1, \vec{y}_2 denote a nearest neighbor of \vec{x}_1 and \vec{x}_2 , respectively. In Ref. 3 a logarithmic term was derived in the FSS of these connectivities, in the limit $q \rightarrow 1$. It was obtained from the mixing of the energy operator with the operator that connects two random clusters. These two operators become degenerate at $q = 1$, with the same scaling dimension $5/4$ in two dimensions.

Following the notation of Ref. 3, we define $P_0(r)$ as the probability that the sites $\{\vec{x}_1, \vec{y}_1, \vec{x}_2, \vec{y}_2\}$ belong to four different percolation clusters; $P_1(r)$ as the probability that $\{\vec{x}_1, \vec{y}_1, \vec{x}_2, \vec{y}_2\}$ belong to three different clusters, of which one cluster connects one of $\{\vec{x}_1, \vec{y}_1\}$ to one of $\{\vec{x}_2, \vec{y}_2\}$; and $P_2(r)$ as the probability that the four points belong to two different clusters, each of which contains one point of $\{\vec{x}_1, \vec{y}_1\}$ and one point of $\{\vec{x}_2, \vec{y}_2\}$. The probability that the pair $\{\vec{x}_1, \vec{y}_1\}$ is unconnected, while the pair $\{\vec{x}_2, \vec{y}_2\}$ is simultaneously unconnected, is equal to

$$\begin{aligned} P_0(r) + P_1(r) + P_2(r) &= \langle (1 - \gamma_{x_1 y_1})(1 - \gamma_{x_2 y_2}) \rangle \\ &= 1 - 2g_n + \langle \gamma_{x_1 y_1} \gamma_{x_2 y_2} \rangle, \end{aligned} \tag{14}$$

(for convenience, we omit the arrow symbol over the site coordinates here and below).

Next, we express the quantity C_n as

$$\begin{aligned}
C_n &= N_e^{-1} (\langle \mathcal{E}_n^2 \rangle - \langle \mathcal{E}_n \rangle^2) \\
&= N_e^{-1} \sum_{x_1 y_1, x_2 y_2} (\langle \gamma_{x_1 y_1} \gamma_{x_2 y_2} \rangle - \langle \gamma_{x_1 y_1} \rangle \langle \gamma_{x_2 y_2} \rangle) \\
&= \left(N_e^{-1} \sum_{x_1 y_1 \neq x_2 y_2} \langle \gamma_{x_1 y_1} \gamma_{x_2 y_2} \rangle \right) + \langle \gamma_{x_1 y_1} \rangle - N_e \langle \gamma_{x_1 y_1} \rangle^2 \\
&= \left(N_e^{-1} \sum_{x_1 y_1 \neq x_2 y_2} \langle \gamma_{x_1 y_1} \gamma_{x_2 y_2} \rangle \right) + g_n - N_e g_n^2.
\end{aligned} \tag{15}$$

The FSS singularity of C_n resides in the first term in the last line of Eq. (15), in particular in the dependence of $\langle \gamma_{x_1 y_1} \gamma_{x_2 y_2} \rangle$ on the distance r between $(x_1 y_1)$ and $(x_2 y_2)$. Using Eq. (14), and considering that $1 - g_n$ equals the probability that two neighboring points belong to different clusters, one derives

$$\begin{aligned}
\langle \gamma_{x_1 y_1} \gamma_{x_2 y_2} \rangle_r &= (P_0(r) + P_1(r) + P_2(r) - 1 + 2g_n) \\
&= (P_0(r) + P_1(r) + P_2(r) - (1 - g_n)^2) + g_n^2.
\end{aligned} \tag{16}$$

According to Ref. 3, it behaves as $\langle \gamma_{x_1 y_1} \gamma_{x_2 y_2} \rangle_r \simeq g_n^2 + (a + b \ln r) r^{-2\Delta}$ in two dimensions, where $\Delta = 5/4$ is the common scaling dimension of the two degenerate operators. The scaling behavior of the sum is therefore

$$\begin{aligned}
N_e^{-1} \sum_{x_1 y_1 \neq x_2 y_2} \langle \gamma_{x_1 y_1} \gamma_{x_2 y_2} \rangle &\approx (N_e - 1) g_n^2 + \int_1^{L/2} 2\pi r dr (a + b \ln r) r^{-5/2} \\
&= (N_e - 1) g_n^2 + (A + B \ln L) L^{-1/2},
\end{aligned} \tag{17}$$

where A and B are non-universal constants. Substituting the above result in Eq. (15), one gets

$$C_n(L) = C_n(\infty) + d_1 L^{-1/2} \ln L + d_2 L^{-1/2} + \dots \tag{18}$$

This explains the multiplicative logarithmic factor in the singular part of C_n .

Eq. (18) still contains a contribution due to g_n , which, as noted in Sec. II B, satisfies $g_n = g_{n,0} + c_1 L^{y_t-d} + o(L^{y_t-d})$. The terms in Eq. (18) originating from g_n thus contribute a constant contained in $C_n(\infty)$, and the omitted terms include one proportional to L^{y_t-d} , etc. This conclusion is consistent with the numerical results in the previous section.

Similar arguments apply in the case of C_{nn} . The above analysis is not restricted to the two-dimensional case. Indeed, a similar relation between C_n and the four-point connectivities holds for $d > 2$; and it is expected that the energy operator and the operator which connects two random clusters become degenerate also in higher dimensions [3, 4, 19]. Thus we expect a logarithmic factor also for $d > 2$ in the FSS behavior of C_n , which is supported by our numerical results for the three-dimensional cubic lattice in the previous section.

VI. DISCUSSION

As already clear from the work of Mitra et al. [12], critical connectivities in the percolation model display remarkable algebraic properties. Completely in line with these findings are the results for the exact eigenvectors in Appendix B, the exact value $g_n = 3/4$, and the conjectured exact values $g_{nn} = 11/16$ and $g_n^{\text{sur}} = 5/8$ for the square-lattice model. We also derived, from the existing results for the Potts model, the exact values of g_n on the triangular and honeycomb lattices. Results from Monte Carlo simulations agree very well with these exact or conjectured values. In addition, we numerically determined some other neighboring connectivities. Our results for critical short-range connectivities in the thermodynamic limit are summarized in Tables II and III. For the RC model with $q \neq 1$, the critical nearest-neighbor connectivity can be obtained from Eq. (10) and (11), for the square and triangular lattices, respectively; and for the honeycomb lattice, the nearest-neighbor connectivity can be obtained from its duality relation with that of the triangular lattice.

In this work, for the percolation model, we also investigated the FSS behavior of the short-range connectivities and their fluctuations. As far as we know, the fluctuation amplitudes C_n and C_{nn} have not yet been studied before. While g_n and g_{nn} are energy-like quantities with leading FSS term proportional to L^{y_t-d} , so that their fluctuations may be expected to have a leading scaling exponent $2y_t - d$, the analysis using a simple power of the system size yields a numerical exponent that is very different from $2y_t - d$. This numerical exponent does not seem to fit a combination of the dimensionality and the thermal scaling dimension of the percolation problem. However, as described above, satisfactory fits (as judged from the χ^2 criterion) are obtained by including a logarithmic factor, for C_n as well as for C_{nn} . These results support that the fluctuations in the neighboring connectivities scale as $C - C_0 \simeq L^{2y_t-d} \ln(L/L_0)$, where C_0 is the value of the fluctuations in the thermodynamic limit, and

lattice	g_n	g_{nn}
square	0.749 999 99(13)	0.687 500 0(2)
	3/4	11/16* (Ref.12)
triangular	0.714 273 9(3)	0.637 428 6(5)
	$3(2 + 7p_c^{\text{tri}})/4(5 - p_c^{\text{tri}})$	
honeycomb	0.804 735 3(2)	
	$3(-2 + 9p_c^{\text{hon}})/4(1 + 4p_c^{\text{hon}})$	
square (surface)	0.625 000 1(12)	0.449 789(2)
	5/8*	
simple cubic	0.359 404 4(3)	

TABLE II: Critical nearest- and next-nearest-neighbor connectivities for bond-percolation in different lattices. For each lattice, the first line shows the numerical result(s), and the second line (if applicable) presents the exact or conjectured (labeled by ‘*’) value(s). Periodic boundary conditions are used, except for the ‘square surface,’ where the connectivities are measured on free one-dimensional surfaces of the square lattice.

	x, y	square	x, y	triangular
g_{n3}	2, 0	0.649 577 2(6)	2, 0	0.619 666 5(6)
g_{n4}	2, 1	0.629 978 1(7)	$5/2, \sqrt{3}/2$	0.584 475 2(7)
g_{n5}	2, 2	0.599 838 6(8)	3, 0	0.569 576 8(8)
g_{n6}	3, 0	0.595 566 4(8)	$3, \sqrt{3}$	0.552 726 4(8)
g_{n7}	3, 1	0.587 653 5(8)	$7/2, \sqrt{3}/2$	0.548 185 7(10)
g_{n8}	3, 2	0.571 119 2(9)	4, 0	0.536 507 7(9)
g_{n9}	4, 0	0.560 360 4(12)	$4, \sqrt{3}$	0.526 981 8(10)

TABLE III: Critical third to 9th nearest-neighbor connectivities for bond-percolation in the periodic square and triangular lattices. The displacement vectors of the connectivities are listed in Cartesian coordinates under x, y .

L_0 is a non-universal factor. We have thus shown the existence of a class of observables in critical percolation with logarithmic factors in their scaling behavior, which are closely related to recently identified four-point connectivities which scale logarithmically in critical percolation [3, 4]. The origin of the logarithmic factor is different from a mechanism which introduces logarithmic factors through the q -dependence of the critical exponents in some critical singularities in percolation [20]. From another point of view, the observed FSS behavior may be used to determine the critical exponent y_t in $d > 2$ dimensions, where an exact value of y_t may not be available. For example, from our results of g_n for the simple-cubic lattice, the value of y_t for $d = 3$ is obtained as 1.142 7(14), which is comparable with a latest result 1.141 0(15) [15], and consistent with the value $8/7$ conjectured by Ziff and Stell (see [21]).

Acknowledgments

This work is supported by the National Natural Science Foundation of China under Grant No. 11275185, and the Chinese Academy of Sciences. Y. J. Deng acknowledges the Ministry of Education (China) for the Specialized Research Fund for the Doctoral Program of Higher Education under Grant No. 20113402110040 and the Fundamental Research Funds for the Central Universities under Grant No. 2340000034. The authors thank B. Nienhuis for suggesting the transfer-matrix approach to determine the short-range connectivities, T. Garoni for helping on the calculation of the exact nearest-neighbor connectivity on the triangular lattice, and J. L. Jacobsen for drawing our attention to Ref. 4. They also thank J. F. Wang and Z. Z. Zhou for sharing their data for bond percolation on the cubic lattice. One of us (HB) thanks the Department of Modern Physics of the University of Science and Technology of China in Hefei for hospitality extended to him.

Appendix A: Specific-heat behavior in the limit $q \rightarrow 1$

The fluctuations in the energy-like quantities have been used to obtain specific-heat-like quantities, but thus far we have not considered the actual Potts model specific heat C per site, which can be expressed as the dimensionless quantity $C/k \equiv K^2 \partial^2 f(K, q) / \partial^2 K$, where k is the Boltzmann constant and $f(K, q) \equiv N_s^{-1} \ln Z(K, q)$ is the reduced free-energy

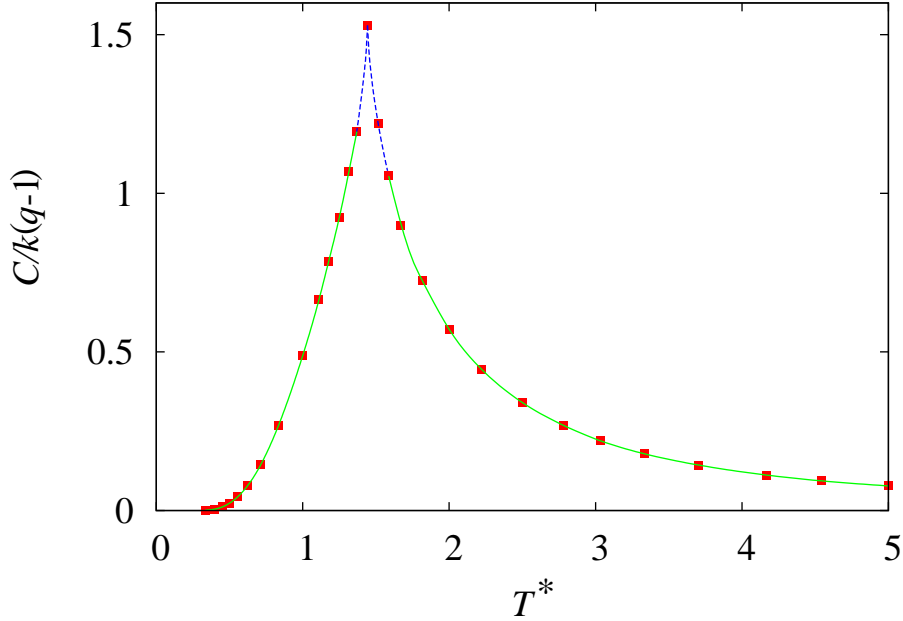


FIG. A.1: (Color online). Dimensionless specific heat C/k of the q -state Potts model on the square lattice, divided by $q - 1$, *versus* reduced temperature $T^* \equiv kT/J = 1/K$, in the percolation limit $q \rightarrow 1$. The Potts specific heat vanishes near $q = 1$ as $q - 1$, so that the normalization factor $1/(q - 1)$ compensates the vanishing specific-heat amplitude. The data points (full squares) were obtained by extrapolations of finite-size data to the thermodynamic limit. Estimated error bars do not exceed the symbol sizes. The curves are added for visual aid only. The critical singularity is governed by a specific-heat exponent $\alpha = 2 - 2/y_t = -2/3$. The dashed parts (blue) of the curves display the power-law behavior with this exponent. In contrast with the Ising model ($q = 2$), the specific heat remains finite at the critical point; this illustrates the “nonuniversal” behaviour of the Potts model when q is varied.

density. While the specific heat of the random-cluster model vanishes at $q = 1$, one may still ask the question how it behaves in the limit $q \rightarrow 1$. From Eq. (1) one reads that the energy change associated with the ordering of the Potts model, i.e., the integrated specific heat, is equal to $2J(q - 1)/q$ for the square lattice. The q -dependence of the energy change, and therefore the vanishing of the specific-heat amplitude at $q = 1$, can thus be compensated by introducing a normalization factor $q/(q - 1)$. This is illustrated in Fig. A.1 which shows the specific heat of the random-cluster model on the square lattice, including such a factor, in the limit $q \rightarrow 1$. The quantity plotted in Fig. A.1 is equal to $K^2 \partial^3 f(K, q)/\partial^2 K \partial q$ at

$q = 1$. The Monte Carlo calculation of this quantity is slightly more involved than that of the random-cluster specific heat [22] for general q , because of the additional derivative to q , which requires sampling of the correlation of the bond density and the cluster density at $q = 1$. In particular, our numerical results were obtained by sampling of

$$\left(\frac{\partial^3 f(K, q)}{\partial K^2 \partial q}\right)_{q=1} = \left\{ \frac{(u+1)^2}{u^2} (\langle \mathcal{N}_b^2 \mathcal{N}_c / N_s \rangle - 2 \langle \mathcal{N}_b \mathcal{N}_c / N_s \rangle \langle \mathcal{N}_b \rangle) - \frac{u+1}{u^2} \langle \mathcal{N}_b \mathcal{N}_c / N_s \rangle \right. \\ \left. - \left[\frac{(u+1)^2}{u^2} (\langle \mathcal{N}_b^2 \rangle - 2 \langle \mathcal{N}_b \rangle^2) - \frac{u+1}{u^2} \langle \mathcal{N}_b \rangle \right] \langle \mathcal{N}_c / N_s \rangle \right\}$$

and extrapolation to the thermodynamic limit. We simulated square systems with sizes up to $L = 64$, taking numbers of samples up to a few hundred million.

The figure illustrates that the rescaled specific heat remains finite at the critical temperature, and displays a cusp-like singularity which is, as follows from the known temperature exponent [13, 14] of the Potts model, proportional to $|T^* - T_c^*|^{-\alpha}$, with $\alpha = -2/3$ and the reduced temperature $T^* \equiv kT/J = 1/K = -1/\ln(1-p)$.

Appendix B: Transfer-matrix calculation of the percolation connectivities

The key observation behind the results of Ref. 12 is that the leading transfer-matrix eigenvector can be normalized such that all its components are integers. Motivated by these results, we investigated finite $L \times \infty$ bond-percolation systems with the periodic direction along a set of edges, for several values of L . Indeed we found that it is possible to normalize the eigenvector belonging to the largest eigenvalue such that all components are integers with greatest common divisor 1. While this eigenvector describes the connectivity at the open end of the cylinder, one can connect two of these systems by L intermediate bond variables, and thus compute the connectivities on a cylinder without an open end. It is therefore possible to express the nearest- and the next-nearest-neighbor connectivities on these finite systems as exact fractions. The results of these transfer-matrix calculations are presented in Table IV. It is apparent that the connectivities converge very quickly to their infinite-system values $3/4$ and $11/16$ as L increases. The data were fitted by an iterated power-law method [23], which yielded $g_n = 0.750\ 2(8)$ and $g_{nn} = 0.687\ 49(2)$. These fit results are consistent with the infinite-system values.

Some practical guidance is given in Ref. 12 about how one can guess a formula from a series of integer numbers. We did not succeed in guessing exact formulae for g_n and g_{nn} as

L	numerator	denominator	g_n
2	21	5^2	0.84
3	1201	39^2	0.789612097304
4	1496541	1393^2	0.771234389567
5	4331416849	75337^2	0.763156025078
6	258134675843541	18442085^2	0.758972970522
7	3885478927552013401	2266262629^2	0.756526392191
8	47703428114196051853941	251368505957^2	0.754966814629
L	numerator	denominator	g_{nn}
2	16	5^2	0.64
3	114	13^2	0.674556213018
4	1326144	1393^2	0.683421208184
5	3893316098	75337^2	0.685966680489
6	233593856264336	18442085^2	0.686817539741
7	3529173407855598194	2266262629^2	0.687151539217
8	390852028122815173284096	754105517871^2	0.687302830864

TABLE IV: Nearest- and next-nearest-neighbor connectivities on $L \times \infty$ square bond-percolation lattices with periodic boundary conditions along a set of edges [26]. They are also represented as exact fractions whose numerators and denominators are listed.

functions of L . The difficulty originates from the following facts: (1) large prime numbers occur, such as 75337 in the denominator of the fractional value of connectivities when $L = 5$, and 55051 in the factorization of 18442085 which occurs in the denominator for $L = 6$; and (2) the integers in the leading eigenvector increase very rapidly as L increases. This made clear by an inspection of the smallest elements of the leading eigenvector. A list of values of these smallest elements, after normalization as mentioned above, is presented in Table V for several values of L .

For even L , the entries in Table V are equal to $2^{(L-2)L/4}$ for even L , and for odd L they are equal to $(2^{L-1} - 1)2^{(L-1)(L-3)/4}$. Thus, defining $c_L \equiv 2^{(L-2)L/4}$, one observes that the smallest element is c_L if L is even, and $c_{L+1} - c_{L-1}$ if L is odd.

L	2	4	6	8	10
i	1	2^2	2^6	2^{12}	2^{20}
L	3	5	7	9	
i	3	15×2^2	63×2^6	255×2^{12}	

TABLE V: Integer value (i) of the smallest element in the normalized eigenvector which corresponds with the largest eigenvalue of the transfer-matrix for the bond-percolation problem on an $L \times \infty$ square lattice with periodic boundary conditions along a set of edges.

Since many analytic expressions have been obtained [12] for the completely packed $O(1)$ loop model, which relate to specific algebraic numbers series, such as the number of symmetric alternating sign matrices and coefficients of the characteristic polynomial of the Pascal matrix [12], one wonders if it will be possible to find exact expressions for the aforementioned connectivities as a function of L in the case of the bond-percolation problem on $L \times \infty$ square lattices with the presently used periodic direction.

Appendix C: Relation between percolation and $O(1)$ loop correlations

Figure C.1 illustrates the mapping of a completely packed loop configuration to a bond configuration of the corresponding bond-percolation problem [24]. Ref. 12 gives a conjecture on the probability that n consecutive points on a row lie on the same loop of the $O(1)$ loop model on $L \times \infty$ cylinders. For $n = 2$, it predicts that the probability approaches $11/16$ as $L \rightarrow \infty$. We argue that, for the completely packed $O(1)$ loop model on $L \times \infty$ cylinders, the probability that two consecutive points on a row, such as A and B in Fig. C.1, lie on the same loop equals the probability that two next-nearest neighbors, such as a and b in Fig. C.1, are in the same percolation cluster on the corresponding square lattice. The argument is based on: (1) When two consecutive points on a row lie on the same loop, the two next-nearest neighbors on the corresponding percolation lattice belong to the same cluster. (2) When two consecutive points on a row lie on different loops, the two next-nearest neighbors on the corresponding percolation lattice belong to different clusters.

The two conclusions above can be derived as follows. In Fig. C.1, a and O are located on different sides of the loop through point A , while b and O are located on different sides

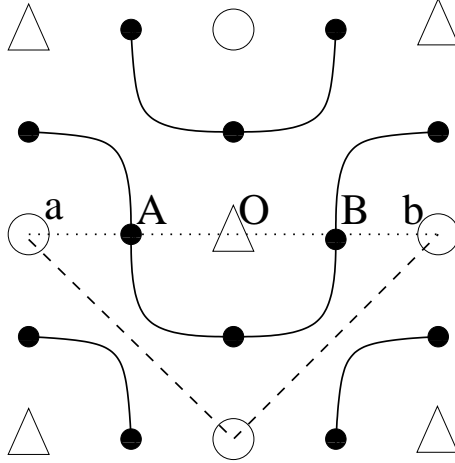


FIG. C.1: Correspondence between completely packed $O(1)$ loop configurations and configurations of the bond-percolation model. The figure shows a part of a system wrapped on a cylinder, such that it is periodic in the horizontal direction and extends to infinity in both vertical directions. Solid circles show points in the middle of the lattice edges of the $O(1)$ loop model. The dual lattice of the lattice defined by these solid circles is divided into two mutually dual square sublattices, whose lattice sites are shown by open triangles and circles. Solid lines are for loops, and dashed lines are for bonds in percolation clusters on one of the dual square lattices. The dotted line indicates a row where we take the probability that two consecutive points, such as A and B , on a row lie on the same $O(1)$ loop, and the probability that two next-nearest neighbor sites, such as a and b , of the corresponding percolation configuration belong to the same cluster.

of the loop through point B . In this configuration, A and B lie on the same loop, so that a and b are adjacent to and on the same side of the loop. Therefore, a and b belong to the same percolation cluster on the corresponding square lattice. Let us now change the loop configuration such that A and B lie on different loops. Then, the path $aAOBb$ crosses the loop through A once, i.e., one of a and b belongs to the inside of that loop and the other one to the outside. Therefore, a and b belong to different percolation clusters.

The Mitra-Nienhuis conjecture was based on exact numerical results for systems on a cylinder with a finite circumference, which also applies to our transfer-matrix calculations for the percolation problem. However, the orientation of the $O(1)$ lattice used in Ref. 12 with respect to the axis of the cylinder differs by $\pi/4$ from our percolation lattice, so that our results for finite system do not match those for the $O(1)$ model. But these differences

should vanish after extrapolation to the infinite system.

Appendix D: Derivation of the exact nearest-neighbor connectivity for bond percolation on the triangular and honeycomb lattices

We first derive the exact nearest-neighbor connectivity on the triangular lattice, and then find the one on the honeycomb lattice using a duality relation. For the bond-percolation problem on the triangular lattice, with $-E_c/3K_c = 1$ at $q = 1$, from Eq. (11) one gets

$$g_{n,0}^{\text{tri}} = 1 - \left(\frac{\partial(E/3K)}{\partial q} \right)_{q=1, K=K_c}. \quad (\text{D1})$$

The value of K_c as a function of q can be obtained from Ref. 10 as

$$\exp K_c(q) = 1 + \frac{\sqrt{q}}{2} \sec \left(\frac{1}{3} \arctan \sqrt{\frac{4}{q} - 1} \right), \quad (\text{D2})$$

and the reduced internal energy at $K = K_c$ is given in Ref. 11 as

$$E_c(q) = -3\epsilon \csc(2\phi) \sin(2\phi/3) \sin(4\phi/3) \int_{-\infty}^{\infty} \frac{\sinh[(\pi - \phi)x] \cosh(2\phi x/3)}{\sinh(\pi x) \cosh(\phi x)} dx, \quad (\text{D3})$$

with $\cos \phi = \sqrt{q}/2$ ($0 < \phi < \frac{\pi}{2}$), $\epsilon = \ln[2 \cos(2\phi/3)]$, and $q < 4$.

Substituting $K_c(q)$ and $E_c(q)$ into Eq. (D1), we derive the exact connectivity in the limit $q \rightarrow 1$ as

$$\begin{aligned} g_{n,0}^{\text{tri}} &= 1 - \frac{8 \ln \left(2 \cos \frac{2\pi}{9} \right) \sin^2 \frac{\pi}{9} \left(3\sqrt{3} - \tan \frac{\pi}{9} \right) \cos \frac{\pi}{18}}{9 \ln^2 \left[\frac{1}{2} \left(2 + \sec \frac{\pi}{9} \right) \right] \left(2 + \sec \frac{\pi}{9} \right)} \\ &\quad + \frac{12 \cos \frac{\pi}{9} - 8 \cos \frac{2\pi}{9} - 4 \sin \frac{\pi}{18} - 2 \ln \left(2 \cos \frac{2\pi}{9} \right) \left(7 + 4 \sin \frac{\pi}{18} \right)}{9 \ln \left[\frac{1}{2} \left(2 + \sec \frac{\pi}{9} \right) \right] \left(2 + \sec \frac{\pi}{9} \right)} \\ &\quad + \frac{\ln \left(2 \cos \frac{2\pi}{9} \right) \cos \frac{\pi}{18} \left\{ -8 \cot \frac{\pi}{9} + 3 \csc \frac{2\pi}{9} + \left[-21 + 16\sqrt{13} \cos \left(\frac{1}{3} \arctan \frac{53\sqrt{3}}{19} \right) \right] \sin \frac{2\pi}{9} \right\}}{9 \ln \left[\frac{1}{2} \left(2 + \sec \frac{\pi}{9} \right) \right]} \\ &= \frac{3(2 + 7p_c^{\text{tri}})}{4(5 - p_c^{\text{tri}})} = \frac{3(2 + 14 \sin[\pi/18])}{4(5 - 2 \sin[\pi/18])} = 0.714\ 274\ 133 \dots, \end{aligned} \quad (\text{D4})$$

where $p_c^{\text{tri}} = 2 \sin(\pi/18)$ is the bond-percolation threshold on the triangular lattice [17]. The derivation involved the calculation of several complicated integrals, which led to an intermediate result (the first three lines of Eq. (D4)). We found the simplified expression in the last line of Eq. (D4) with the help of an answer engine [25] using numerical values of the intermediate result. We verified that the two results are exactly equal. In the verification,

we made use of the identities $4 \cos(2\pi/9) = 2 + \sec(\pi/9)$ and $\sqrt{13} \cos(\arctan[53\sqrt{3}/19]/3) = (4 + 7 \sin[\pi/18])/(3 - 8 \sin[\pi/18])$.

From the above $g_{n,0}^{\text{tri}}$, one obtains the value of $g_{n,0}^{\text{hon}}$ as follows. Let p_c^{tri} be the critical bond-occupation probability on the triangular lattice, and p_o^{tri} the probability that two nearest-neighbor sites are connected via some path of bonds not covering the bond between the two sites. Then, $(1 - p_c^{\text{tri}})p_o^{\text{tri}}$ is the probability that there is no bond between nearest-neighbor sites, while the sites are still connected. Thus

$$g_n^{\text{tri}} = p_c^{\text{tri}} + (1 - p_c^{\text{tri}})p_o^{\text{tri}} . \quad (\text{D5})$$

Similarly, one can write for the honeycomb lattice

$$g_n^{\text{hon}} = p_c^{\text{hon}} + (1 - p_c^{\text{hon}})p_o^{\text{hon}} . \quad (\text{D6})$$

The duality property tells that

$$p_c^{\text{tri}} + p_c^{\text{hon}} = 1 , \quad p_o^{\text{tri}} + p_o^{\text{hon}} = 1 . \quad (\text{D7})$$

The substitution of Eqs. (D7) and (D5) into Eq. (D6) yields

$$g_n^{\text{hon}} = 1 - p_c^{\text{tri}} + p_c^{\text{tri}} \left(1 - \frac{g_n^{\text{tri}} - p_c^{\text{tri}}}{1 - p_c^{\text{tri}}} \right) \quad (\text{D8})$$

Using the above equation and the $g_{n,0}^{\text{tri}}$ value as given in Eq. (D4), one obtains

$$\begin{aligned} g_{n,0}^{\text{hon}} &= \frac{3(7 - 9p_c^{\text{tri}})}{4(5 - 4p_c^{\text{tri}})} = \frac{3(-2 + 9p_c^{\text{hon}})}{4(1 + 4p_c^{\text{hon}})} = \frac{3(-7 + 18 \sin[\pi/18])}{4(-5 + 8 \sin[\pi/18])} \\ &= 0.804\ 735\ 202 \dots . \end{aligned} \quad (\text{D9})$$

-
- [1] D. Stauffer and A. Aharony, Introduction to Percolation Theory (Taylor & Francis, London, 1992), revised 2nd ed.
- [2] P. Kleban, J. J. H. Simmons and R. M. Ziff, Phys. Rev. Lett. **97**, 115702 (2006); J. J. H. Simmons, P. Kleban and R. M. Ziff, Phys. Rev. E **76**, 041106 (2007); G. Delfino and J. Viti, J. Phys. A: Math. Theor. **44** 032001 (2011); R. M. Ziff, J. J. H. Simmons and P. Kleban, J. Phys. A: Math. Theor. **44** 065002 (2011); and references therein.
- [3] R. Vasseur, J. L. Jacobsen and H. Saleur, J. Stat. Mech. L07001 (2012).

- [4] R. Vasseur and J. L. Jacobsen, Nucl. Phys. B **880**, 435 (2014).
- [5] R. B. Potts, Proc. Cambridge Philos. Soc. **48**, 106 (1952).
- [6] F. Y. Wu, J. Stat. Phys. **18**, 115 (1978).
- [7] P. W. Kasteleyn and C. M. Fortuin, J. Phys. Soc. Jpn. **26** (Suppl.), 11 (1969); C. M. Fortuin and P. W. Kasteleyn, Physica (Utrecht) **57**, 536 (1972).
- [8] R. M. Ziff, S. R. Finch and V. S. Adamchik, Phys. Rev. Lett **79**, 3447 (1997).
- [9] H. Hu, H. W. J. Blöte, Y. Deng, J. Phys. A: Math. Theor. **45** 494006 (2012).
- [10] D. Kim and R. I. Joseph, J. Phys. C: Solid State Phys., **7**, L167 (1974).
- [11] R. J. Baxter, H. N. V. Temperley and S. E. Ashley, Proc. R. Soc. Lond. A **358** 535 (1978).
- [12] S. Mitra, B. Nienhuis, J. de Gier and M. T. Batchelor, J. Stat. Mech. P09010 (2004); S. Mitra and B. Nienhuis, *ibid.* P10006 (2004); B. Nienhuis, private communication.
- [13] B. Nienhuis, in *Phase Transitions and Critical Phenomena*, edited by C. Domb and J. L. Lebowitz (Academic, London, 1987), Vol. 11, p. 1.
- [14] J. L. Cardy, in *Phase Transitions and Critical Phenomena*, edited by C. Domb and J. L. Lebowitz (Academic, London, 1987), Vol. 11, p. 55.
- [15] J. Wang, Z. Zhou, W. Zhang, T. M. Garoni and Y. Deng, Phys. Rev. E **87**, 052107 (2013).
- [16] A. Coniglio, Phys. Rev. Lett. **62**, 3054 (1989).
- [17] M. F. Sykes and J. W. Essam, J. Math. Phys. **5**, 1117 (1964).
- [18] J. L. Cardy, Nucl. Phys. B **240**, 514 (1984).
- [19] A. Coniglio, J. Phys. A: Math. Gen. **15**, 3829 (1982).
- [20] X. Feng, Y. Deng and H. W. J. Blöte, Phys. Rev. E **78**, 031136 (2008).
- [21] C. D. Lorenz and R. M. Ziff, Phys. Rev. E **57**, 230 (1998).
- [22] X. Qian, Y. Deng and H. W. J. Blöte, Phys. Rev. E **71**, 016709 (2005).
- [23] H. W. J. Blöte and M. P. Nightingale, Physica A **112**, 405 (1982).
- [24] R. J. Baxter, S. B. Kelland and F. Y. Wu, J. Phys. A **9**, 397 (1976).
- [25] Wolfram|Alpha (<http://www.wolframalpha.com>).
- [26] The g_n values presented in this table was calculated in the vertical direction of the cylinder (the direction which extends to infinity). We also conducted an exact enumeration for g_n in the horizontal direction with $2 \leq L \leq 8$. These results tells that the average of g_n in the two directions is exactly $3/4$ for $2 \leq L \leq 8$. By using a self-dual property of the square lattice, it can be exactly proved that the average of g_n in the two directions is $3/4$ for $L \geq 2$.