

Superconducting Properties of BaBi₃

Neel Haldolaarachchige, S. K. Kushwaha, Quinn Gibson and R. J. Cava
Department of Chemistry, Princeton University, Princeton, New Jersey 08544, USA

We report the superconducting properties of single crystals of the intermetallic perovskite-related compound BaBi₃. The superconducting transition temperature ($T_c = 5.82$ K) was obtained from heat capacity measurements. Using the measured values for the critical fields H_{c1} , H_{c2} , and the specific heat C , we estimate the thermodynamic critical field $H_c(0)$, coherence length $\xi(0)$, Debye temperature Θ_D and coupling constant λ_{ep} . $\Delta C/\gamma T_c$ and λ_{ep} suggest that BaBi₃ is a moderately coupled superconductor and γ suggests an enhanced density of states at the Fermi level. Electronic band structure calculations show a complex Fermi surface and a moderately high DOS at the Fermi level. Further analysis of the electronic specific heat shows that the superconducting properties are dominated by s -wave gap.

PACS numbers: 74.25.-q, 74.25.Dw, 74.25.F-, 74.25.fc, 74.20.Pq

I. INTRODUCTION

Perovskite structure compounds are among the most widely studied superconductors. Interest in non-oxide perovskites as superconductors was enhanced with the discovery of superconductivity in MgCNi₃, leading to experimental and theoretical studies on related systems.¹⁻⁴ Alkali-Bi based compounds have recently attracted attention because the characterization of the electronic structure of Na₃Bi has led to its proposal as a Dirac Semimetal.⁹⁻¹¹ Superconductors based on heavy metals such as Bi are potentially interesting because their properties may be significantly influenced by spin orbit coupling.

Here we report a detailed study of the superconducting properties of BaBi₃, supported by electronic structure calculations. BaBi₃ is a previously reported superconductor, but it has not so far been the subject of detailed experimental or theoretical studies.^{5,6} This material crystallizes in a perovskite-related crystal structure^{7,8} which consists of an array of corner sharing the Bi₆ octahedra, with no atoms inside, and Ba in the perovskite A site; the structure is related to that of both the BaBiO₃ oxide perovskite⁴ and MgCNi₃ intermetallic perovskite¹ superconductors, but with the octahedral sites vacant. The Bi₆ octahedra can be considered as creating a three dimensional framework. Since the dominant element is bismuth, a heavy element, our interest is to study this system as a possible candidate for strongly coupled heavy fermionic behavior.

II. EXPERIMENT AND CALCULATION

BaBi₃ single crystals were prepared by a Bi-self-flux method starting from elemental Ba (99.99%; Alfa Aesar) and Bi (99.99%; Alfa Aesar) pieces. The starting materials (Ba:Bi ratio 1:4) were added into carbon-coated quartz tube inside an Ar-filled glove box. The sealed tubes were slowly heated at 600 °C for 6 hrs. They were then slowly cooled to 330 °C over a period of 5

days. Finally, the excess Bi-flux was removed by decanting. Cubic shape single crystals (1 mm³) were observed, and were kept inside the glove box until characterization. Such handling is necessary to avoid decomposition. The purity and cell parameters of the samples were evaluated by powder X-ray diffraction (PXRD) at room temperature on a Bruker D8 FOCUS diffractometer (Cu K_α).

The electrical resistivity was measured using a standard four-probe dc technique with an excitation current of 10 mA; small diameter Pt wires were attached to the sample using a conductive epoxy (Epotek H20E). Data were collected from 300 - 2 K and in magnetic fields up to 3 T using a Quantum Design Physical Property Measurement System (PPMS). The specific heat was measured between 0.4 and 20 K in the PPMS equipped with a ³He cryostat, using a time-relaxation method, at 0 and 5 Tesla applied magnetic fields. Magnetic susceptibility was measured in a constant magnetic field of 20 Oe; the sample was cooled down to 2 K in zero-field, and then magnetic field was applied, followed by heating to 8 K [zero-field-cooled (ZFC)] and then cooled down again to 2 K [field-cooled (FC)] in the PPMS. The electronic structure calculations were performed by density functional theory (DFT) using the WIEN2K code with a full-potential linearized augmented plane-wave and local orbitals [FP-LAPW + lo] basis¹³⁻¹⁶ together with the PBE parameterization¹⁷ of the GGA, including spin orbit coupling (SOC). The plane-wave cutoff parameter $R_{MT}K_{MAX}$ was set to 8 and the Brillouin zone was sampled by 20,000 k points. Convergence was confirmed by increasing both $R_{MT}K_{MAX}$ and the number of k points until no change in the total energy was observed. The Fermi surface was plotted with the program Crysdn.

III. RESULTS AND DISCUSSION

Fig. 1 shows the resistivity, PXRD analysis of BaBi₃ single crystals and the 3D crystal structure. BaBi₃ has tetragonal symmetry. ($P4/mmm$, space group number 123) Fig. 1(a) shows that the PXRD pattern of the crystals employed (crushed for the PXRD pattern) matches

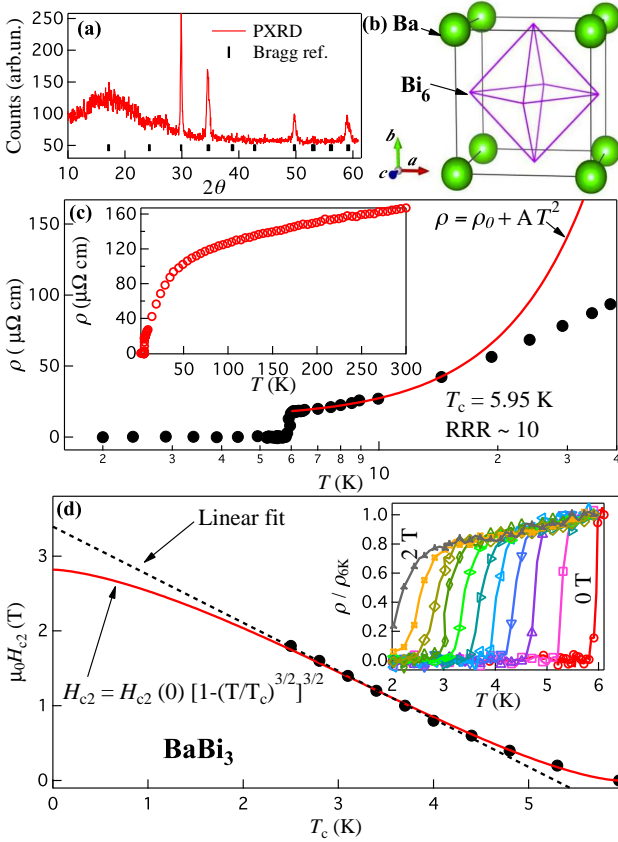


FIG. 1. (Color online) (a) PXRD pattern of BaBi_3 single crystals. (b) 3D crystal structure of BaBi_3 . (c) Semi log plot of resistivity as a function of temperature for BaBi_3 . The solid line represents the Fermi-liquid fit, with $\rho = \rho_0 + AT^n$. (d) Magnetoresistance analysis of BaBi_3 single crystals. The main panel shows $\mu_0 H_{c2}$ as a function of T_c and the inset shows resistivity as a function of temperature with applied magnetic fields up to 2 Tesla.

the standard pattern in the ICSD database (code number 58634).⁷ (The hump in the low 2θ range of the PXRD pattern is due to the paratone-oil that covers the sample to prevent it from decomposing during the pattern acquisition.) A schematic view of crystal structure of BaBi_3 is shown in Fig. 1(b). The corner sharing Bi_6 -octahedra that make the 3D-bismuth network are easily discerned.

Fig. 1(c) shows the temperature dependent resistivity from 300 K to 2 K. Metallic behavior ($\frac{d\rho}{dT} > 0$) can be observed in the normal state resistance of the BaBi_3 single crystals. An S -like inflection point can be observed around 40 K, with room temperature $\rho = 160 \mu\Omega \text{ cm}$ and residual resistivity ratio ($RRR = \frac{R_{300\text{K}}}{R_{6\text{K}}} = 10$). Similar behavior is observed in other Bi-based superconductors¹⁸ and the perovskite-type intermetallic system MgCNi_3 .¹ The $\rho(T)$ (inset in Fig. 1(c)) shows a tendency to saturate at high temperature with convex curve above 50 K. The behavior could be related to the Ioffe-Regel limit,²⁵ when the charge carrier mean free path is comparable

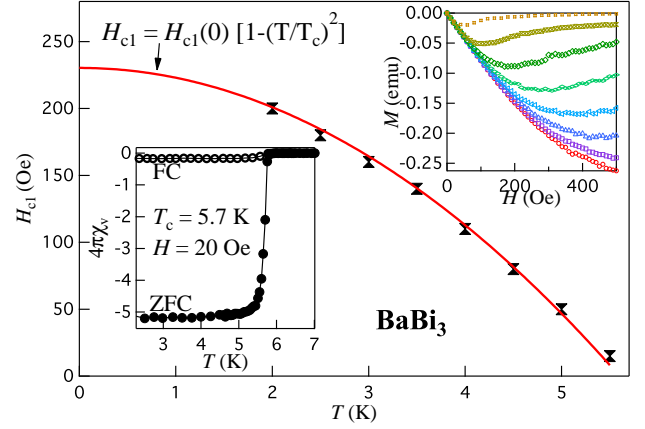


FIG. 2. (Color online) Analysis of the temperature dependent DC-magnetization of a single crystal of BaBi_3 . The main panel shows $\mu_0 H_{c1}$ as a function of T_c . The upper right inset shows the DC-magnetization as a function of applied magnetic field at different temperatures below the superconducting T_c . The lower left inset shows the ZFC and FC data through T_c .

to the interatomic spacing and/or to the two-band conductivity.²⁶ The low-temperature resistivity data can be described by the power law $\rho = \rho_0 + AT^n$ with $n = 2$, the residual resistivity $\rho_0 = 12 \mu\Omega \text{ cm}$, and the coefficient $A = 0.014 \frac{\mu\Omega \text{ cm}}{\text{K}^2}$. The Fermi-liquid fit is shown as solid lines in Fig. 1(a). The value of A is often taken as a measure of the degree of electron correlations. The value found here suggests that BaBi_3 is a weakly correlated electron system; the variation of the low temperature resistivity as T^2 indicates Fermi-liquid behavior.³⁴

Fig. 1(d) shows an analysis of the magnetoresistance data for a BaBi_3 single crystal. The width of the superconducting transition increases slightly with increasing magnetic field. Selecting the 50% normal state resistivity drop point as the transition temperature, we estimate the orbital upper critical field, $\mu_0 H_{c2}(0)$, from the Werthamer-Helfand-Hohenberg (WHH) expression, $\mu_0 H_{c2}(0) = -0.693 T_c \frac{dH_{c2}}{dT} |_{T=T_c}$. A nearly linear relationship is observed in Fig. 1(d) between $\mu_0 H_{c2}$ and T_c . The slope is used to calculate $\mu_0 H_{c2}(0) = 2.82 \text{ T}$. The value of $\mu_0 H_{c2}(0)$ is smaller than the weak coupling Pauli paramagnetic limit $\mu_0 H^{Pauli} = 1.82 T_c = 10.856 \text{ T}$ for BaBi_3 . We also used the empirical formula

$H_{c2}(T) = H_{c2}(0) \left[1 - \left(\frac{T}{T_c} \right)^{\frac{3}{2}} \right]^{\frac{2}{3}}$ to calculate orbital upper critical field ($\mu_0 H_{c2}(0) = 2.91 \text{ T}$), which yields a value that agrees well with the calculated value using the WHH method. These models are widely used to calculate the $\mu_0 H_{c2}(0)$ for a variety of intermetallics and oxide superconductors.^{19,27,28,30–32,35} Also, for a one-band superconductor, the orbital upper critical field derived from the slope ($k = \frac{dH_{c2}}{dT} |_{T=T_c}$) of the H - T phase boundary at T_c is an indication of clean limit ($\frac{\mu_0 H_{c2}}{k T_c} = -0.73$) or dirty limit ($\frac{\mu_0 H_{c2}}{k T_c} = -0.69$) behav-

ior. BaBi₃ has the $\left(\frac{\mu_0 H_{c2}}{k T_c} = -0.74\right)$ value, therefore BaBi₃ is a type II BCS-superconductor that is close to the clean limit.^{45,46} $\left(\frac{\mu_0 H_{c2}}{k T_c}\right)$ is not very sensitive to the coupling strength, and this result is actually close to that of strong-coupling superconductors.^{33,46} The upper critical field value $\mu_0 H_{c2}(0)$ of the BaBi₃ superconductor can be used to estimate the Ginzburg-Landau coherence length $\xi(0) = \sqrt{\Phi_0/2\pi H_{c2}(0)} = 110.45$ Å, where $\Phi_0 = \frac{hc}{2e}$ is the magnetic flux quantum.^{36,37} This value is comparable to that for the alkali-Bi superconductor-NaBi and larger than that of MgCNi₃ (see Table. I).^{1,12}

Fig. 2 shows the analysis of the DC-magnetization of BaBi₃ single crystals. The bulk superconducting transition $T_c^{onset} = 5.8$ K can clearly be seen in the lower left inset of the Fig. 2. Very similar values of T_c from both resistivity and susceptibility confirm that our single crystals are very high quality. A high superconducting shielding fraction can be observed with zero-field-cooled (ZFC-shielding) and field-cooled (FC-Meissner) data in the figure. The susceptibility in the normal state is Pauli paramagnetic like, with a small moment ($\chi = 0.003 \frac{cm^3}{mol Oe}$). The magnetization as a function of magnetic field over range of temperature below the superconducting T_c is shown in the upper right inset of Fig. 2. For analysis of the lower critical field the point of 2.5% deviation from the full shielding effect was selected for each temperature. The main panel of the Fig. 2 shows $\mu_0 H_{c1}$ as a function of T_c . The lower critical field behavior was analyzed with the equation $H_{c1}(T) = H_{c1}(0) \left[1 - \left(\frac{T}{T_c}\right)^2\right]$.

The $\mu_0 H_{c1}$ data is well described with the above equation and a least square fit yielded the value of $\mu_0 H_{c1}(0) = 230$ Oe, which is larger than that of the both MgCNi₃ and NaBi superconductors (see Table. I).

Fig. 3 shows the characterization of the superconducting transition by specific heat measurements. Fig. 3(a) shows $\frac{C}{T}$ as a function of T , characterizing the specific heat jump at the thermodynamic transition. This jump is completely suppressed under a 5 T applied magnetic field. The superconducting transition temperature $T_c = 5.8$ K is shown in the lower left inset of Fig. 3(a), as extracted by the standard equal area construction method. The low temperature normal state specific heat is non-Debye-like. Non-Debye behavior has often been reported in superconductors and is ascribed either to a large Einstein contribution or a low Debye temperature θ_D . Because an Einstein phonon contribution is negligible below 20 K, a second term in the harmonic-lattice approximation is needed in cases such as ours to improve the Debye phonon specific heat.^{21,23,24,39} We find that the low temperature normal state specific heat can be well fitted with $\frac{C}{T} = \gamma_n + \beta_1 T^2 + \beta_2 T^4$, where $\gamma_n T$ represents the electronic contribution in normal state and $\beta_1 T^3$ and $\beta_2 T^5$ describe the lattice-phonon contributions to the specific heat. The solid line in Fig. 3(a) shows the fitting; the electronic specific heat coefficient $\gamma_n = 41 \frac{mJ}{mol K^2}$ and the phonon/lattice contributions $\beta_1 = 16 \frac{mJ}{mol K^4}$ and

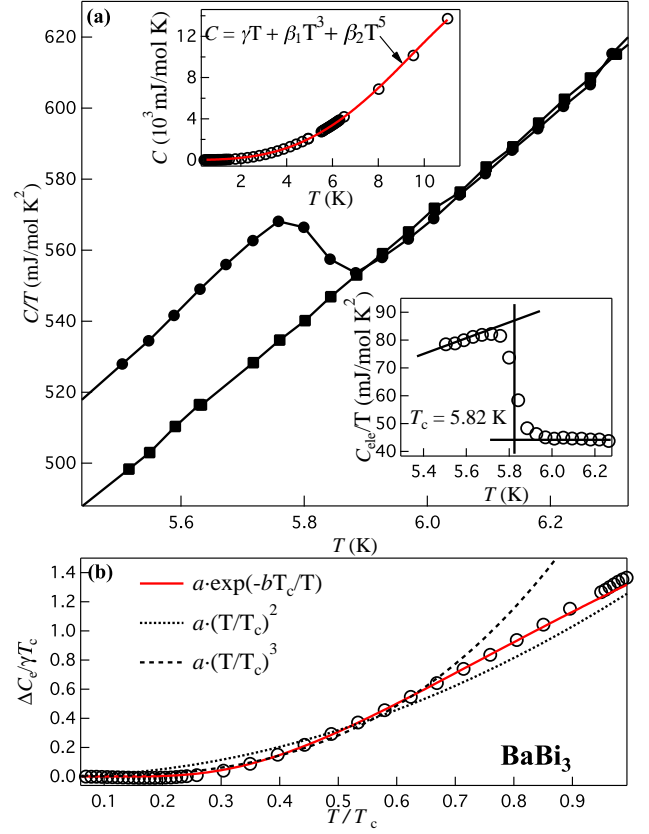


FIG. 3. (Color online) Analysis of the heat capacity of a BaBi₃ single crystal. (a) The main panel shows the heat capacity in 0 T and 5 T fields. The upper left inset shows the heat capacity data fit with the equation $C = \gamma T + \beta_1 T^3 + \beta_2 T^5$. The lower right inset shows the heat capacity jump at T_c . (b) The heat capacity data below T_c , down to 0.4 K. Analysis suggests that BCS type s -wave pairing symmetry dominates the superconducting state.

$\beta_2 = -0.055 \frac{mJ}{mol K^4}$ are extracted from the fit. The value of γ obtained is relatively larger than that of MgCNi₃ (see Table. I).¹ The high value of γ is an indication of a moderately enhanced density of states near the Fermi level, which is supported by our band structure calculations (see below).

The ratio $\frac{\Delta C}{\gamma T_c}$ can be used to measure the strength of the electron-phonon coupling.³⁸ The specific heat jump $\frac{\Delta C}{T_c}$ for the sample is about $35 \frac{mJ}{mol K^2}$, setting the value of $\frac{\Delta C}{\gamma T_c}$ to 0.86. This is smaller than the weak-coupling limit of 1.43 for a conventional BCS superconductor and is comparable to that of MgCNi₃ (see Table. I). The results suggest that BaBi₃ is a moderately electron-phonon coupled superconductor. The relatively small value of the heat capacity jump at T_c indicates that the quasiparticles participating in the SC condensation experience strong elastic scattering, because inelastic scattering usually enhances the specific heat jump ratio; similar behavior observed in some other superconducting systems.³⁹

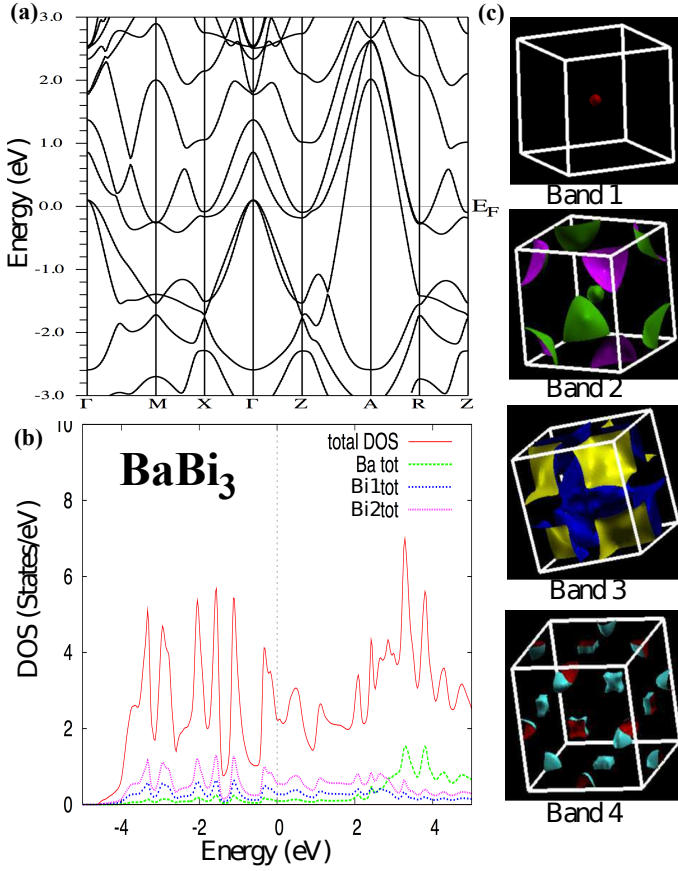


FIG. 4. (Color online) (a) Band structure of BaBi₃. (b) Total and partial DOS analysis of BaBi₃. (c) The Fermi surfaces of the four bands through the Fermi level.

In a simple Debye model for the phonon contribution to the specific heat, the β coefficient is related to the Debye temperature Θ_D through $\beta = nN_A \frac{12}{5} \pi^4 R \Theta_D^{-3}$, where $R = 8.314 \frac{J}{mol \cdot K}$, n is the number of atoms per formula unit and N_A is Avogadro's number. The calculated Debye temperature for BaBi₃ is thus 142 K. This value of the Debye temperature is comparable to that of elemental Bi and Bi-based superconductors such as NaBi and NiBi₃, but is slightly smaller than that of the MgCNi₃.^{3,12,21,22} An estimation of the strength of the electron-phonon coupling can be derived from the McMillan formula $\lambda_{ep} = \frac{1.04 + \mu^* \ln \frac{\Theta_D}{1.45 T_c}}{(1 - 0.62 \mu^*) \ln \frac{\Theta_D}{1.45 T_c} - 1.04}$.^{40,41} McMillan's model contains the dimensionless electron-phonon coupling constant λ_{ep} , which, in the Eliashberg theory, is related to the phonon spectrum and the density of states. This parameter λ_{ep} represents the attractive interaction, while the second parameter μ^* accounts for the screened Coulomb repulsion. Using the Debye temperature Θ_D , critical temperature T_c , and making the common assumption that $\mu^* = 0.15$,⁴⁰ the electron-phonon coupling constant (λ_{ep}) obtained for BaBi₃ is 0.83, which suggests moderately enhanced electron-phonon coupling behavior and agrees well with $\frac{\Delta C}{\gamma T_c} = 0.85$.

The electronic specific heat (C_e) is further analyzed to study the superconducting gap function. ΔC_e was fitted to the forms $e^{-b/T}$, T^2 , and T^3 , which are the expected temperature dependencies for gaps that are isotropic, contain line nodes, or linear point nodes, respectively. The data agrees well with the exponential fit $\frac{\Delta C_e}{\gamma T_c}$ below $T/T_c = 0.8$, while the other two fits do not describe the data. $C_e(T)$ can also be well described with the semiempirical approximation, the so-called α model, $C_e(T) = A \exp(\frac{-\Delta(0)}{k_B T})$, where k_B is the Boltzmann constant and $\Delta(0)$ is the superconducting gap at 0 K.³⁸ This equation allows for varying the coupling strength $\alpha = \frac{\Delta(0)}{k_B T_c}$, instead of fixing it at the BCS weak-coupling limit, $\alpha = 1.76$. The obtained coupling strength $\alpha = 1.46$ ($2\Delta(0) = 2.93 k_B T_c$) gives an excellent fit, which agrees well with the BCS-weak coupling limit. Therefore, the above analysis suggests that BaBi₃ is a BCS-type isotropic-gapped superconductor. This further confirms that the superconducting properties of this system are dominated by s -wave pairing symmetry.^{27,29,30}

Fig. 4 shows the analysis of the electronic density of states for BaBi₃ based on the electronic structure calculations. Fig. 4(a) shows the band structure in the vicinity of Fermi energy E_F . According to the calculated band structure, BaBi₃ is a three-dimensional metal; 4 bands with large dispersion cross the Fermi level. The bands at the Fermi level are all derived from Bi p -orbitals. The total DOS (see Fig. 4(b)) shows that the Fermi level is located near the edge of a local maximum. The value of the DOS at E_F is in the range of 2.1-4.0 eV/f.u. (f.u. = formula unit), which agrees well with the enhanced γ value observed from the heat capacity data. The partial DOS shows that the total DOS is dominated by the contributions from the two types of Bi atoms in the tetragonal symmetry structure and that the contribution from the Ba atom near the Fermi level is almost negligible. Fig. 4(c) shows the calculated Fermi surfaces of the four bands that crosses the Fermi level in BaBi₃. This suggests that the combination of all four bands creates a very complex Fermi surface in this compound.

The superconducting parameters are presented in Table. I. Comparison with MgCNi₃ is given because it shares perovskite - type structure with BaBi₃ and comparison to NaBi is given because both compounds are alkaline-bismuth based superconducting compounds. The superconducting parameters of BaBi₃ are more close to the perovskite-MgCNi₃ superconducting compound. It is interesting to see that electron-phonon coupling constants of BaBi₃ and MgCNi₃ are very similar. Susceptibility at 10 K ($\chi = 1.03 \times 10^{-4} \frac{m^3}{mol}$) can be considered as the spin susceptibility. This allows for an estimate of the Wilson ratio $R_W = \frac{\pi^2 k_B^2 \chi_{spin}}{3 \mu_B^2 \gamma}$, which is smaller than that of the free electron value of 1. Also, the coefficient of the quadratic resistivity term can be normalized with the effective mass term from the heat capacity, which gives the Kadowaki-Woods ratio $\frac{A}{\gamma^2}$. This ratio is

TABLE I. Superconducting Parameters of perovskite-BaBi₃. Comparison is done with the perovskite-MgCNi₃ and cubic-NaBi. Superconducting parameters of MgCNi₃ and NaBi were extracted from Refs. 03 and 07 respectively

Parameter	Units	BaBi ₃	MgCNi ₃	NaBi
			Ref.03	Ref.07
T_c	K	5.9	6.7-8	2.1
ρ_0	$\mu\Omega cm$	13		
$\frac{dH_{c2}}{dT} _{T=T_c}$	$T K^{-1}$	-0.67		
$\mu_0 H_{c1}(0)$	Oe	230	10-12.6	30
$\mu_0 H_{c2}(0)$	T	2.82	11.6-16	0.025
$\mu_0 H^{Pauli}$	T	10.85	12-14.4	3.78
$\mu_0 H(0)$	T	0.15	0.19	
$\xi(0)$	Å	110.4	45-56	
$\lambda(0)$	Å	1340	1800-2480	
$\kappa(0)$	Å	12.1	43-66	
$\gamma(0)$	$\frac{mJ}{mol K^2}$	41	10	3.4
$\frac{\Delta C}{\gamma T_c}$		0.85	1.9	0.78
Θ_D	K	142	284	140
λ_{ep}		0.82	0.66-0.84	0.62
$\frac{2\Delta(0)}{k_B T_c}$		2.93		
$N(E_F)$	$\frac{eV}{f.u.}$	1.8		0.88

found to be $0.5 a_0$, where $a_0 = 10^{-5} \frac{\mu\Omega cm}{(mJ/mol K)^2}$. R_W and $\frac{A}{\gamma^2}$ both indicate that BaBi₃ is a weakly-correlated electron system.⁴²⁻⁴⁴ The value of γ extracted from the measured specific heat data corresponds to an electronic density of states at the Fermi energy $N(E_F)(exp)$ of 1.8 states/(eV f.u.), as estimated from the relation^{34,41} $\gamma = \pi^{\frac{3}{2}} k_B^2 N(E_F)(1 + \lambda_{ep})$. This value is comparable to the value obtained from our band structure calculation $N(E_F)(cal)$ of 2.2 states/(eV f.u.). A straightforward calculation of the condensation energy from the relation $U(0) = \frac{1}{2} \Delta^2(0) N(E_F)$ produces a value of $U(0) =$

$1190 \frac{mJ}{mol}$.^{19,20} Using the upper and lower critical fields and the relation $H_{c2}(0)H_{c1}(0) = H_c(0)^2 [\ln \kappa(0) + 0.08]$,²⁰ the thermodynamic critical field $H_c(0)$ was found to be 0.15 T. This value is comparable to that of MgCNi₃. Assuming $g=2$ for conduction electrons, one can estimate the Pauli limiting field for BaBi₃ from the relation of $\mu_0 H^{Pauli} = \frac{\Delta(0)}{\mu_B \frac{1}{1.41}} = 11.7$ T. This is very close to the value obtained from the orbital upper critical field. The actual H_{c2} of real materials is generally influenced by the both orbital and spin-paramagnetic effects. The relative importance of the orbital and spin-paramagnetic effects can be described by the Maki parameter,⁴⁷ which can be calculated by $\frac{\mu_0 H_{c2}}{H^{Pauli}} = \frac{\alpha}{1.41} = 0.3$.^{33,46,48} Even though BaBi₃ shows enhanced density of states at the Fermi level $\alpha < 1$ indicates that this system does not represent heavy electron mass or multiple small Fermi pockets, which is also consistent with our calculation.

IV. CONCLUSION

We have grown single crystals and characterized the superconducting properties of perovskite-like BaBi₃. A bulk superconducting transition was confirmed and characterized through magnetization and heat capacity measurements on the single crystals. The electronic contribution to the specific heat is relatively large, $\gamma = 41 \frac{mJ}{mol K^2}$ and the electron-phonon coupling constant is $\lambda_{ep} = 0.86$. BCS-type *s*-wave pairing symmetry is inferred from the behavior of the electronic heat capacity in the superconducting state. The electronic density of states calculation suggests that BaBi₃ is a good 3D-metal and the Bi *p*-bands are dominant through the Fermi level. Many bands can be found at energies through the Fermi level, which creates a complex Fermi surface.

V. ACKNOWLEDGMENTS

This work was supported by the Department of Energy Division of Basic Energy Sciences, grant DE-FG02-98ER45706.

¹ T. He, Q. Huang, A. P. Ramirez, Y. Wang, K. A. Regan, N. Rogado, M. A. Hayward, M. K. Haas, J. S. Slusky, K. Inumara, H. W. Zandbergen, N. P. Ong and R. J. Cava, Nature **411**, 54 (2001).

² J. Nagamatsu, N. Nakagawa, T. Muranaka, Y. Zenaitani and J. Akimitsu, Nature **410**, 63 (2001).

³ S Mollah, J. Phys. Cond. Matt. **16**, R1237R1276 (2004).

⁴ R. J. Cava, B. Batlogg, J. J. Krajewski, R. Farrow, L. W. Rupp Jr, A. E. White, K. Short, W. F. Peck and T. Kometani, Nature **332**, 814 - 816 (1988).

⁵ B. T. Matthias and K. Corenzwit, Physical Review **107**, 06 (1957).

⁶ B. T. Matthias and J. K. Hulm, Physical Review **87**, 05 (1952).

⁷ N. N. Zhuravlev and V. P. Melik-Adamyan, Kristallografiya **06**, 121-124 (1961).

⁸ E. E. Hawinga, H. Damsma and M. H. Van Maaren, J. Phys. Chem. Solids **03**, 2653-2662 (1970).

⁹ Zhijun Wang, Yan Sun, Xing-Qiu Chen, Cesare Franchini, Gang Xu, Hongming Weng, Xi Dai and Zhong Fang, Phys. Rev. B **85**, 195320 (2012)

¹⁰ Z. K. Liu, B. Zhou, Z. J. Wang, H. M. Weng, D. Prabhakaran, S. K. Mo, Y. Zhang, Z. X. Shen, Z. Fang, X. Dai, Z. Hussain, Y. L. Chen, Science **343**, 864 (2014)

¹¹ Su-Yang Xu, Chang Liu, S. K. Kushwaha, T. R. Chang, J. W. Krizan, R. Shankar, C. M. Polley, J. Adell, T. Balasubramanian, K. Miyamoto, N. Alidoust, Guang Bian, M. Neupane, I. Belopolski, H. T. Jeng, C. Y. Huang, W. F. Tsai, H. Lin, F. C. Chou, T. Okuda, A. Bansil,

- R. J. Cava, M. Z. Hasan, Arxiv, arXiv:1312.7624 (2014)
- ¹² S. K. Kushwaha, J. W. Krizan, Jun Xiong, T. Klimczuk, Q. D. Gibson, Tian Liang, N. P. Ong, R. J. Cava, *J. Phys. Condens. Matter* **26** 212201 (2014)
- ¹³ P. Blaha, K. Schwarz, G. Madsen, D. Kvasnicka and J. Luitz, WIEN2k, An Augmented Plane Wave + Local Orbitals Program for calculating Crystal Properties, Technische Universitat Wien, Austria, (2001).
- ¹⁴ D. J. Singh, L. Nordstrom, Planewaves, Pseudopotentials, and the LAPW Method, Springer, New York, 2nd ed. (1996).
- ¹⁵ G. K. H. Madsen, P. Blaha, K. Schwarz, E. Sjøstedt, L. Nordstrom, Efficient linearization of the augmented plane-wave method, *Phys. Rev. B* **64** **19**, 195134 (2001).
- ¹⁶ E. Sjøstedt, L. Nordstrom, D. J. Singh, An alternative way of linearizing the augmented plane-wave method, *Solid State Communications* **114**15-20 (2000).
- ¹⁷ J. P. Perdew, K. Burke and M. Ernzerhof, *Phys Rev Lett.* **77**, 3865 (1996).
- ¹⁸ Xiao Zhang, Hechang Lei, and C. Petrovic, *Phys. Rev. B* **86**, 054502 (2012).
- ¹⁹ A. B. Karki, Y. M. Xiong, I. Vekhter, D. Browne, P. W. Adams, K. R. Thomas, H. Kim, R. Prozorov, Julia Y. Chan and D. P. Young, *Phys. Rev. B* **82**, 064512 (2010).
- ²⁰ M. Tinkham, *Introduction to Superconductivity*, 2nd ed. McGraw Hill, New York (1975).
- ²¹ Yasunobu Fujimori, Shin-ichi Kan, Bunjyu Shinozaki and Takasi Kawaguti, *Journal of the Physical Society of Japan* **69**, 3017–3026 (2000).
- ²² Richard A. Robie and Jerry L. Edwards, *J. Appl. Phys.* **37**, 2659 (1966).
- ²³ Xiao Lin, Sergey L Budko, German D Samolyuk, Milton S Torikachvili and Paul C Canfield, *J. Phys. Condens. Matter* **23**, 455703 (2011).
- ²⁴ Yoshinori Imai, Fuyuki Nabeshima, Taiki Yoshinaka, Kosuke Miyatani, Ryusuke Kondo, Seiki Komiya, Ichiro Tsukada and Atsutaka Maeda, *J. Phys. Soc. Jpn.* **81**, 113708 (2012).
- ²⁵ A. F. Ioffe and A. R. Regel, *Prog. Semicond.* **4**, 237 (1961).
- ²⁶ V. N. Zverev, A. V. Korobenko, G. L. Sun, D. L. Sun, C. T. Lin, and A. V. Boris, *JETP Lett.* **90**, 130 (2009).
- ²⁷ A. B. Karki, Y. M. Xiong, N. Haldolaarachchige, W. A. Phelan, Julia Y. Chan, S. Stadler, I. Vekhter, P. W. Adams, and D. P. Young, *Phy. Rev. B*, **83**, 144525 (2011).
- ²⁸ Neel Haldolaarachchige, Quinn Gibson, Jason Krizan, and R. J. Cava, *Phy. Rev. B* **89**, 104520 (2014)
- ²⁹ T. Klimczuk, F. Ronning, V. Sidorov, R. J. Cava and J. D. Thompson, *Phy. Rev. Lett.* **99**, 257004 (2007).
- ³⁰ Daigorou Hirai, Mazhar N. Ali, and Robert J. Cava, *Journal of the Physical Society of Japan* **82** 124701 (2013).
- ³¹ Mazhar N. Ali, Quinn D. Gibson, T. Klimczuk, and R. J. Cava, *Physical Review B* **89**, 020505(R) (2014).
- ³² Huixia Luo, Tomasz Klimczuk, Lukas Muchler, Leslie Schoop, Daigorou Hirai, M. K. Fuccillo, C. Felser, and R. J. Cava *Physical Review B* **87**, 214510 (2013).
- ³³ J. P. Carbotte, *Rev. Mod. Phys.* **62**, 1027 (1990)
- ³⁴ Charles Kittel, *Introduction to Solid State Physics*, Seventh Edition, John Wiley and Sons, Inc. New York (1996)
- ³⁵ M. D. Lan, J. C. Chang, K. T. Lu, C. Y. Lee, H. Y. Shih, and G. Y. Jeng, *IEEE Transaction on Applied Superconductivity*, **11**, 3607-3610 (2001).
- ³⁶ N. R. Werthamer, E. Helfand and P. C. Hohenberg, *Phys. Rev.* **147**, 295 (1966).
- ³⁷ A. M. Clogston, *Phys. Rev. Lett.* **09**, 266 (1962).
- ³⁸ H. Padamsee, J. E. Neighbor, and C. A. Shiffman, *J. Low Temp. Phys.* **12**, 387 (1973).
- ³⁹ Dong-Jin Jang, J. B. Hong, Y. S. Kwon, T. Park, K. Gofryk, F. Ronning, J. D. Thompson, Yunkyu Bang, *Phy. Rev. B* **85**, 180505 (2012).
- ⁴⁰ W. L. McMillan, *Phys. Rev.* **167**, 331 (1968).
- ⁴¹ *Handbook of Superconductivity*, edited by C. P. Poole Jr. (Academic Press, New York, 1999), Chap. 9, Sec. G, p. 478.
- ⁴² A. C. Jacko, J. O. Fjaerestad and B. J. Powell, *Nature Physics* **5**, 422 (2009).
- ⁴³ K. G. Wilson, *Rev. Mod. Phys.* **47**, 773 (1975).
- ⁴⁴ K. Yamada, *Prog. Theor. Phys.* **53**, 970 (1975).
- ⁴⁵ E. Helfand and R. Werthamer, *Physical Review* **147**, 288-294 (1966).
- ⁴⁶ M. Zehetmayer, M. Eisterer, J. Jun, S. M. Kazakov, J. Karpinski, A. Wisniewski, and H. W. Weber, *Physical Review B* **66**, 252505 (2002).
- ⁴⁷ Kazumi Maki, *Physical Review* **142**, 362-369 (1966).
- ⁴⁸ A. Junod, *Studies of High Temperature Superconductors*, edited by A. Norliker, Nova Science, New York, **19** (1996).