

Spontaneous emission from a quantum dot in a structured photonic reservoir: phonon-mediated breakdown of Fermi's golden rule

Kaushik Roy-Choudhury and Stephen Hughes

Department of Physics, Queen's University, Kingston, Ontario, Canada, K7L 3N6

Compiled March 1, 2022

Quantum dots in semiconductor photonic reservoirs are important systems for studying and exploiting quantum optics on a chip, and it is essential to understand fundamental concepts such as spontaneous emission. According to Fermi's golden rule, the spontaneous emission rate of a quantum emitter weakly coupled to a structured photonic reservoir is proportional to the local density of photon states (LDOS) at the emitter's position and frequency. Coupling to lattice vibrations or phonons however significantly modifies the emission properties of a quantum dot compared to an isolated emitter (e.g., an atom). In the regime of phonon-dressed reservoir coupling, we demonstrate why and how the broadband frequency dependence of the LDOS determines the spontaneous emission rate of a QD, manifesting in a dramatic breakdown of Fermi's golden rule. We analyze this problem using a polaron transformed master equation and consider specific examples of a semiconductor microcavity and a coupled cavity waveguide. For a leaky single cavity resonance, we generalize Purcell's formula to include the effects of electron-phonon coupling and for a waveguide, we show a suppression and a 200-fold enhancement of the photon emission rate. These results have important consequences for modelling and understanding emerging QD experiments in a wide range of photonic reservoir systems.

© 2022 Optical Society of America

OCIS codes: (270.0270); (350.4238); (160.6000).

Recent developments in chip-scale quantum optical technologies [1] have generated substantial interest in quantum dots (QDs) which act as “artificial atoms” in solid-state media. However, electron-phonon coupling in solid-state media has been shown to significantly modify the emission properties of a QD as compared to an isolated atom [2]. Studying phonon interactions in governing the emission properties of QDs has been an intense area of research, leading to a number of effects beyond a simple pure-dephasing model [3]. For driven QD excitons yielding Rabi oscillations, phonon coupling manifests in damping and frequency shifts [4–6]. In QD-cavity systems, phonons cause intensity-dependent broadening of Mollow side-bands [7], off-resonant cavity feeding [8] and asymmetric vacuum Rabi doublets [9, 10].

Semiconductor quantum dots (QDs) coupled to structured photonic reservoirs, provide a promising platform for tailoring light-matter interaction in a solid-state environment. One of the primary interests in coupling QDs to structured reservoirs is for modifying the spontaneous emission rate (SE), γ , via the Purcell effect [11, 12]. Photonic crystals are a paradigm example of a structured photonic reservoir, and both photonic crystal cavities (Fig.1(a)) and coupled-cavity optical waveguide (CROW, Fig.1(b)) structures have been investigated for modifying QD SE rates [12, 13]. For an unstructured reservoir, γ remains unchanged in the presence of phonons [14]. For structured reservoirs, previous theories have assumed phonon processes to be much faster than all relevant system dynamics [15, 16], thus restricting them to structures with sharp variations of photon local density of states (LDOS) (e.g., high- Q cavity or photonic band edge). A primary example of a structured reservoir is a microcavity, and existing the-

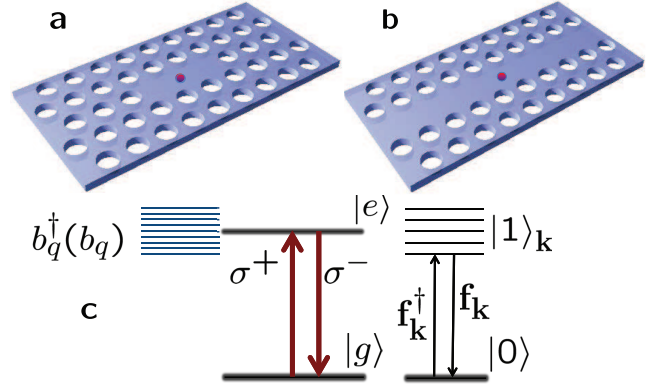


Fig. 1. **Two photonic reservoir systems under consideration and an energy level picture of the various quantum states.** Schematic of a semiconductor cavity (a) and waveguide (b) using a photonic crystal platform, containing a single QD. (c) Energy level diagram of a neutral QD (electron-hole pair) interacting with a phonon bath and a photon bath. The operator f_k^\dagger creates a photon and the b_q^\dagger operator creates a phonon.

ories [15, 17, 18] treat the cavity mode as a system operator and find that phonons modify the QD-cavity coupling rate, through $g \rightarrow \langle B \rangle g$ [17, 19], where $\langle B \rangle$ is the thermal average of the coherent phonon bath displacement operators B_\pm [17]. Hence the Purcell factor is believed to scale as $g^2 \rightarrow \langle B \rangle^2 g^2$ [16]. However, such theories do not apply to large κ cavities, where κ is the cavity decay rate, and one would expect to recover the result that γ —and thus g —are not affected by phonons. Moreover, for an arbitrary photonic bath medium, it is not known how phonons affect the SE rates, yet clearly such an effect is of significant fundamental interest and also important for understanding emerging QD experiments.

In this Letter we introduce a self-consistent ME approach with both phonon and photon reservoirs included and we explore in detail the influence of a photon reservoir on the phonon-modified SE rate. When the relaxation times of the photon and phonon baths compare, the frequency dependence of the LDOS is found to dictate how phonons modify the SE rates, causing a clear breakdown of Fermi's golden rule. Such an effect arises due to dressing of QD excitations by phonons in a solid state medium. Importantly, our theory can be applied to any general LDOS medium, and as specific examples we consider a semiconductor microcavity and a slow-light coupled cavity waveguide.

We model the QD as a two-level system interacting with an inhomogeneous semiconductor-based photonic reservoir and an acoustic phonon bath [17] (see Fig. 1 (c)). Assuming the QD of dipole moment $\mathbf{d} = d\hat{\mathbf{n}}_d$ at spatial position \mathbf{r}_d , the total Hamiltonian of the system in a frame rotating at the QD exciton frequency ω_x , is [20]

$$H = \hbar \int d\mathbf{r} \int_0^\infty d\omega \mathbf{f}^\dagger(\mathbf{r}, \omega) \mathbf{f}(\mathbf{r}, \omega) + \sum_q \hbar \omega_q b_q^\dagger b_q - \left[\sigma^+ e^{i\omega_x t} \int_0^\infty d\omega \mathbf{d} \cdot \mathbf{E}(\mathbf{r}_d, \omega) + \text{H.c.} \right] + \sigma^+ \sigma^- \sum_q \hbar \lambda_q (b_q^\dagger + b_q), \quad (1)$$

where σ^+/σ^- are the Pauli operators of the exciton (electron-hole pair), b_q/b_q^\dagger are the annihilation and creation operators of the acoustic phonon reservoir and λ_q is the exciton-phonon coupling strength. The operators $\mathbf{f}/\mathbf{f}^\dagger$ are the boson field operators of the photon reservoir and these satisfy the usual commutation rules for boson operators. The interaction between the QD and the photonic reservoir is written using the dipole and the rotating wave approximations. The electric-field operator $\mathbf{E}(\mathbf{r}, \omega)$ is related to the Green function of the medium, $\mathbf{G}(\mathbf{r}, \mathbf{r}'; \omega)$, which satisfies the Kramers-Kronig relations [20]. To include phonon interactions to all orders, we perform the polaron transform on the Hamiltonian H given by $H' \rightarrow e^P H e^{-P}$ where $P = \sigma^+ \sigma^- \sum_q \frac{\lambda_q}{\omega_q} (b_q^\dagger - b_q)$ [19]. Assuming weak-to-intermediate coupling with the photon bath, we derive a time-local polaron ME for the QD reduced density operator ρ , using the Born approximation. The usual incoherent terms from the photon reservoir can be written as $\frac{\partial \rho}{\partial t}|_{inc}^{ph} = \mathcal{L}_{ph}(\rho)$. Subsequently, the phonon-modified SE decay rate can be obtained from $\text{Re}(\mathcal{L}_{ph})$, yielding the familiar Lindblad superoperator, $\tilde{\gamma}(t) \frac{1}{2} (2\sigma^- \rho \sigma^+ - \sigma^+ \sigma^- \rho - \rho \sigma^+ \sigma^-)$, where the SE decay rate is derived to be (See Supplement 1, Sec. 2)

$$\tilde{\gamma}(t) = 2 \int_0^t \text{Re}[C_{pn}(\tau) J_{ph}(\tau)] d\tau, \quad (2)$$

where $J_{ph}(\tau)$ and $C_{pn}(\tau)$ are the photon and the phonon bath correlation functions, respectively. The phonon bath correlation function $C_{pn}(\tau)$ is defined as $C_{pn}(\tau) = e^{[\phi(\tau) - \phi(0)]}$ where $\phi(t) = \int_0^\infty d\omega \frac{J_{pn}(\omega)}{\omega^2} [\coth(\hbar\omega/2k_B T) \cos(\omega t) - i \sin(\omega t)]$, and

$J_{pn}(\omega)$ is the phonon spectral function [21]. The photon bath correlation function can be expressed in terms of the photon-reservoir spectral function $J_{ph}(\omega) = \frac{\mathbf{d} \cdot \text{Im}[\mathbf{G}(\mathbf{r}_d, \mathbf{r}_d; \omega)] \cdot \mathbf{d}}{\pi \hbar \epsilon_0}$, with $J_{ph}(\tau) = \int_0^\infty d\omega J_{ph}(\omega) e^{i(\omega_x - \omega)\tau}$. In the Markov limit ($t \rightarrow \infty$), equation (2) generalizes Fermi's golden rule for QD SE, since the LDOS at various frequencies can now contribute to the phonon-modified SE rate, $\tilde{\gamma}$. Similar expressions for the SE rate in the frequency domain have been used to explain mode pulling effects in QD cavities [22]. In the absence of phonon coupling, the SE decay rate of the QD in a structured photon reservoir reduces to $\gamma(t) = 2 \int_0^t \text{Re}[J_{ph}(\tau)] d\tau$, where $\gamma(t \rightarrow \infty) \propto \text{LDOS}(\omega_x)$. McCutcheon and Nazir [14] use a similar approach to show that $\tilde{\gamma} \rightarrow \gamma$ for a free-space bath function.

To appreciate how phonons modify the SE rate in a structured photonic reservoir, we first consider a simple Lorentzian cavity (cf. Fig. 1(a)). For a single cavity mode, in a dielectric with a dielectric constant $\epsilon = n_b^2$,

$$J_{ph}(\omega) = g^2 \frac{1}{\pi} \frac{\frac{\kappa}{2}}{(\omega - \omega_c)^2 + (\frac{\kappa}{2})^2}, \quad (3)$$

where $g = \left[\frac{d^2 \omega}{2 \hbar \epsilon_0 n_b^2 V_{eff}} \right]^{\frac{1}{2}}$ is the QD-cavity coupling rate, and the QD has its dipole aligned with the cavity mode polarization and is positioned at the field antinode. Defining the long-time SE rate as $\gamma \equiv \gamma(t \rightarrow \infty)$, and similarly for $\tilde{\gamma}$, from equations (2)-(3), we obtain

$$\tilde{\gamma} = 2g^2 \langle B \rangle^2 \text{Re} \left[\int_0^\infty e^{\phi(\tau)} e^{-i\Delta_{cx}\tau - \kappa\tau/2} d\tau \right], \quad (4)$$

where $\langle B \rangle = \exp[-\frac{1}{2}\phi(0)]$ [19] and $\Delta_{cx} = \omega_c - \omega_x$. We can now generalize the Purcell factor [PF] for the enhanced SE rate of a QD in a semiconductor cavity:

$$\text{PF} = \left[\frac{3}{4\pi^2} \left(\frac{\lambda_0}{n_b} \right)^3 \frac{Q}{V_{eff}} \left(\frac{\frac{\kappa^2}{4}}{\Delta_{cx}^2 + \frac{\kappa^2}{4}} \right) \right] \chi, \quad (5)$$

where $\lambda_0 = \omega_c/(2\pi c)$, $Q = \omega_c/\kappa$ is the quality factor, and $\chi \equiv \tilde{\gamma}/\gamma$ is the phonon-modification factor.

To obtain a mean-field approximation in the high Q limit, i.e., in the limit $\kappa \ll 2\pi/\tau_{pn}$ (where $\tau_{pn} \approx 1$ ps is the phonon relaxation time), then $\tilde{\gamma} \rightarrow \tilde{\gamma}^{\text{mean}} = \Gamma^{a^\dagger \sigma^-} + 2g^2 \langle B \rangle^2 \frac{\frac{\kappa}{2}}{\Delta_{cx}^2 + (\frac{\kappa}{2})^2}$, where the phonon-mediated cavity scattering rate $\Gamma^{a^\dagger \sigma^-} = 2 \langle B \rangle^2 g^2 \text{Re}[\int_0^\infty d\tau e^{-i\Delta_{cx}\tau} (e^{\phi(\tau)} - 1)]$ [21]. This is exactly the expression for SE rate [15, 21] which is derived (See Supplement 1, Sec. 3) with a polaron ME [21] when treating the cavity mode as a system operator, with phenomenological damping κ and using the bad cavity limit ($\kappa > g/2$). Our theory thus not only recovers previous (polaronic) cavity-QED results in the appropriate limit, but also reveals a fundamental limitation of these approaches for sufficiently large κ (low Q) cavities. Specifically, when the cavity relaxation time becomes comparable to τ_{pn} , or smaller, these formalisms break down.

To test this hypothesis, consider the example of three different cavity decay rates, $\kappa = 0.06, 0.6$, and 2.4 meV,

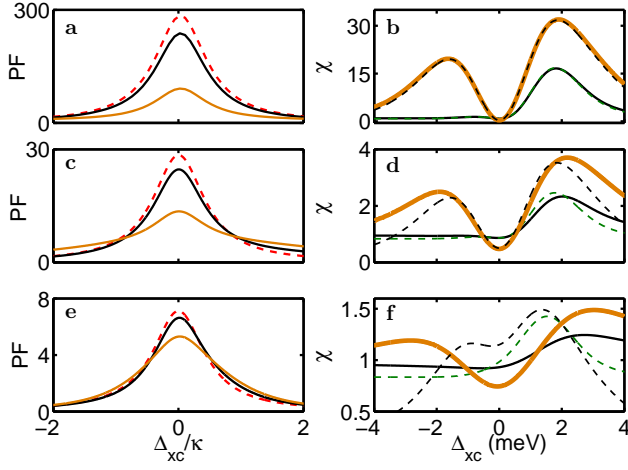


Fig. 2. Phonon-modified spontaneous emission of a QD in a dielectric cavity Near-resonant PFs (left panels) and phonon-modified SE factor χ (right panels) for cavities with $\kappa = 0.06$ meV (a, b), 0.6 meV (c, d) and 2.4 meV (e, f). We use the continuous form of the phonon spectral function, $J_{\text{ph}}(\omega) = \alpha_p \omega^3 \exp[-\frac{\omega^2}{2\omega_b^2}]$, for longitudinal acoustic phonon interaction, and adopt experimental numbers for InAs QDs [2]: cavity-QD coupling rate $g = 0.08$ meV, phonon cutoff frequency $\omega_b = 1$ meV, and exciton-phonon coupling strength $\alpha_p/(2\pi)^2 = 0.06 \text{ ps}^2$ [21]. The dark (red) dashed line on left panels is the PF without phonons. The dark and light solid lines correspond to phonon-modified PF and χ at $T = 4$ K and 40 K, respectively. The dashed lines on the right panels plot χ^{mean} (see text) at $T = 4$ K (light) and 40 K (dark).

corresponding to Q factor of around 23000, 2300, and 600, respectively (with $\omega_c/2\pi = 1440$ meV). In Fig. 2 we plot the PF (left panels) and phonon-modified SE factor $\chi = \tilde{\gamma}/\gamma$ (right panels). For each cavity, we investigate two different bath temperatures (4 K and 40 K), and the dashed lines on the left panels represent PFs without phonon modification. The clear asymmetry in χ about the LDOS peak arises since phonon emission is more probable than absorption [21] at low temperatures. The main results can be explained by writing $\tilde{\gamma} = \langle B \rangle^2 \gamma + \tilde{\gamma}_{\text{nl}}$ where $\langle B \rangle^2 \gamma$ is the coherently renormalized bare SE rate and arises due to local (ω_x) sampling of photonic LDOS, while $\tilde{\gamma}_{\text{nl}} = \langle B \rangle^2 \text{Re}[2 \int_0^\infty (e^{\phi(\tau)} - 1) J_{\text{ph}}(\tau) d\tau]$ accounts for the *non-local* contribution (i.e., frequencies that would not contribute to a Fermi's golden rule expression). Note when κ is small, $\tilde{\gamma}_{\text{nl}} \rightarrow \Gamma^{a^\dagger \sigma^-}$. Due to the non-local component, the reduction of the SE rate is always $\geq \langle B \rangle^2$, at zero detuning. At large detunings, the non-local component dominates leading to an overall enhancement of the SE rate. Figures 2(b, d, f) show that χ varies significantly over several meV. The dashed lines on right panels represent $\chi^{\text{mean}} = \tilde{\gamma}^{\text{mean}}/\gamma$, which evidently differs from our full calculations in the limit $\kappa \approx \tau_{\text{pn}}^{-1}$ (Figs. 2(d, f)). This is because the reservoir structure of the photon bath is properly accounted in the present calculations and is not approximated as a high- Q cavity (also see Supplement 1, Sec 1). It is also important to note that low- Q (several hundred) cavities are commonly employed for measuring the vertical emission from QDs

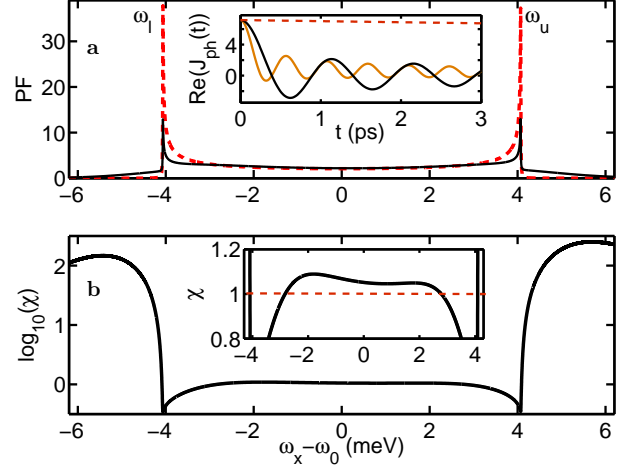


Fig. 3. Phonon-modified spontaneous emission of a QD in a coupled-cavity waveguide (a) Purcell factors and (b) phonon-modified SE factor χ in a \log_{10} scale, for a PC CROW structure, where ω_0 marks the band-center. For the waveguide, $\text{PF} = \gamma/\gamma_h$, where $\gamma_h = d^2 n_b \omega^3 / (6\pi \hbar \epsilon_0 c^3)$ is the SE rate within the homogeneous slab material. The solid (dashed) line in (a) represents PF with (without) phonons; the inset shows $J_{\text{ph}}(t)$ at the upper mode edge (light line) and band center (dark line) in arbitrary units; the dashed line shows the simple exponential damping function $e^{-\lambda t}$ (see text). The phonon calculations are performed at $T = 40$ K. Inset in (b) plots χ in a linear scale to show better display χ inside the waveguide band.

in planar cavities [2] and for modifying the SE rates in simple photonic crystal cavities [12], while intermediate Q (≈ 3000) cavities are used for all optical switching [23] and enabling single photon sources [24].

We now depart from the simple cavity, and consider the richer case of a photonic crystal CROW (cf. Fig. 1(b)). Photonic crystal waveguides (Fig. 1(b)) can be used for realizing slow-light propagation [25] and for manipulating the emission properties of embedded QDs for on-chip single photon emission [26, 27], with a number of recent experiments emerging. Current theories in this regime either ignore phonon coupling or assume a coherent renormalization factor ($\langle B \rangle^2 \gamma$), consistent with a Fermi's golden rule (modified by a mean-field reduction factor). For the photon reservoir function, we adopt a model LDOS for a CROW [28], and use an analytical tight-binding technique to calculate the photonic band structure [29]; the photon reservoir spectral function is obtained analytically, as

$$J_{\text{ph}}(\omega) = \frac{-d^2 \omega}{2\hbar \epsilon_0 n_b^2 V_{\text{eff}}} \frac{1}{\pi} \text{Im} \left[\frac{1}{\sqrt{(\omega - \tilde{\omega}_u)(\omega - \tilde{\omega}_l^*)}} \right], \quad (6)$$

where $\tilde{\omega}_{u,l} = \omega_{u,l} \pm i\kappa_{u,l}$ [29], $\omega_{u,l}$ is the mode-edge frequencies of the waveguide (see Fig. 3(a)), $\kappa_{u,l}$ are effective damping rates, and V_{eff} is the mode volume of a single cavity. The photonic LDOS has a rich non-trivial spectral structure compared to a smooth Lorentzian cavity, especially within the band width of the phonon bath (which spans about 5-10 meV (See Supplement 1, Sec. 1)). For our calculations, we use parameters that closely rep-

resent a CROW made up of a local width modulation of a line-defect photonic crystal cavity [30] which yields a band structure [31] consistent with experiments [32]. In Fig. 3(a), we show the calculated PF with (solid) and without (dashed) phonons, using a bath temperature of 40 K. We see that in contrast to current theories, phonons significantly influence the spectral shape of the SE rates, causing a reduction at the mode edges and a significant enhancement inside and outside the waveguide band. Figure 3(b) shows a slight asymmetry (which increases with decreasing temperatures) in χ which is again due to unequal phonon emission and absorption rates. The spectral dependence of χ in a the waveguide can be qualitatively understood by treating $J_{\text{ph}}(\omega)$ approximately as a sum of two Lorentzians located at the mode edges ($\omega_{u,l}$). The corresponding $J_{\text{ph}}^{\text{approx}}(t) = e^{-(i\omega_u + \lambda)t} + e^{-(i\omega_l + \lambda)t}$ is a sum of two exponentially damped oscillatory functions, where 2λ is the bandwidth of the waveguide mode edge LDOS.

At a sharp mode-edge of the LDOS, the contribution from local (ω_x) photonic LDOS dominates and $\chi \approx \langle B \rangle^2$ [16]. Away from the mode-edge (Figs. 3(a-b)), SE rate is enhanced due to non-local effects. This simple model discussion is, however, approximate as in reality the mode-edge LDOS is non-Lorentzian. For a symmetric Lorentzian with the same bandwidth, $\lambda^{-1} \approx 50$ ps, $J_{\text{ph}}(t)$ damps much faster than λ^{-1} initially and damps very slowly thereafter (Fig. 3(a), inset). The long time decay rate is set by the linewidth of the sharper side of the mode-edge LDOS (≈ 0.1 ns). This non-Lorentzian mode-edge in turn leads to a very strong enhancement of the PF ($\times 200$) outside the waveguide band (Fig. 3(b)), compared to a symmetric Lorentzian line-shape (see Fig. 2(b)).

In conclusion, we have demonstrated how the frequency dependence of the LDOS of a photonic reservoir determines the extent to which phonons modify the SE of a coupled QD. The relative dynamics between the phonon and the photon bath correlation functions is found to play a fundamentally important role; specifically, when the relaxation times are comparable, phonons strongly modify the emission spectra leading to non-Lorentzian cavity lineshapes and even enhanced SE. These effects are not obtained using the usual Fermi's golden rule. Our formalism is important for understanding related experiments with QD-cavity systems, such as with photoluminescence intensity measurements with a coherent drive [33], and is broadly applicable to various photonic reservoir systems.

We thank D. P. S. McCutcheon and A. Nazir for useful discussions and for sharing their results of [14] prior to publication.

Funding Information

Natural Sciences and Engineering Research Council of Canada.

References

1. H. Kim, R. Bose, T. Shen, G. Solomon and E. Waks, *Nature Photon.* **7**, 373 (2013).
2. S. Weiler, A. Ulhaq, S. M. Ulrich, D. Richter, M. Jetter, P. Michler, C. Roy, and S. Hughes, *Phys. Rev. B* **86**, 241304(R) (2012).
3. B. Krummheuer, V. M. Axt and T. Kuhn, *Phys. Rev. B* **65**, 195313 (2002).
4. J. Förstner, C. Weber, J. Danckwerts and A. Knorr, *Phys. Rev. Lett.* **91**, 127401 (2003).
5. A. J. Ramsay, T. M. Godden, S. J. Boyle, E. M. Gauger, A. Nazir, B. W. Lovett, A. M. Fox, and M. S. Skolnick, *Phys. Rev. Lett.* **105**, 177402 (2010).
6. L. Monniello, C. Tonin, R. Hostein, A. Lemaitre, A. Martinez, V. Voliotis, and R. Grousson, *Phys. Rev. Lett.* **111**, 026403 (2013).
7. S. M. Ulrich, S. Ates, S. Reitzenstein, A. Löffler, A. Forchel, and P. Michler, *Phys. Rev. Lett.* **106**, 247402 (2011).
8. A. Majumdar, E. D. Kim, Y. Gong, M. Bajcsy, and J. Vučković, *Phys. Rev. B* **84**, 085309 (2011).
9. F. Milde, A. Knorr and S. Hughes, *Phys. Rev. B* **78**, 035330 (2008).
10. Y. Ota, S. Iwamoto, N. Kumagai & Y. Arakawa, arXiv:0908.0788 (2009).
11. E. M. Purcell, *Phys. Rev.* **69**, 681 (1946).
12. D. Englund, E. Waks, G. Solomon, B. Zhang, T. Nakaoka, Y. Arakawa, Y. Yamamoto, and J. Vučković, *Phys. Rev. Lett.* **95**, 013904 (2005).
13. T. Lund-Hansen, S. Stobbe, B. Julsgaard, H. Thyrrestrup, T. Sünner, M. Kamp, A. Forchel, and P. Lodahl, *Phys. Rev. Lett.* **101**, 113903 (2008).
14. D. P. S. McCutcheon and A. Nazir, *Phys. Rev. Lett.* **110**, 217401 (2013); see also the Supplementary Material.
15. P. Kaer, T. R. Nielsen, P. Lodahl, A.-P. Jauho and J. Mørk, *Phys. Rev. B* **86**, 085302 (2012).
16. C. Roy and S. John, *Phys. Rev. A* **81**, 023817 (2010).
17. C. Roy and S. Hughes, *Phys. Rev. Lett.* **106**, 247403 (2011).
18. U. Hohenester, *Phys. Rev. B* **81**, 155303 (2010).
19. I. Wilson-Rae and A. Imamoglu, *Phys. Rev. B* **65**, 235311 (2002).
20. S. Scheel, L. Knöll and D.-G. Welsch, *Phys. Rev. A* **60**, 4094 (1999).
21. C. Roy and S. Hughes, *Phys. Rev. X* **1**, 021009 (2011).
22. D. Valente, J. Suffczynski, T. Jakubczyk, A. Dousse, A. Lemaitre, I. Sagnes, Loïc Lanco, P. Voisin, A. Auffèves, and P. Senellart, *Phys. Rev. B* **89**, 041302(R) (2014).
23. E. Waks and J. Vučković, *Phys. Rev. Lett.* **96**, 153601 (2006).
24. C. A. Foell, E. Schelew, H. Qiao, K. A. Abel, S. Hughes, F. C. J. M. van Veggel, and J. F. Young, *Opt. Express* **20**, 10453 (2012).
25. M. Notomi, K. Yamada, A. Shinya, J. Takahashi, C. Takahashi, and I. Yokohama, *Phys. Rev. Lett.* **87**, 253902 (2001).
26. V. S. C. Manga Rao and S. Hughes, *Phys. Rev. B* **75**, 205437 (2007).
27. A. Schwagmann, S. Kalliakos, I. Farrer, J. P. Griffiths, G. A. C. Jones, D. A. Ritchie and A. J. Shields, *Appl.*

- Phys. Lett. **99**, 261108 (2011).
28. A. Yariv, Y. Xu, R. K. Lee and A. Scherer, Opt. Lett. **24**, 711 (1999).
 29. D. P. Fussell and M. M. Dignam, Phys. Rev. A **76**, 053801 (2007).
 30. E. Kuramochi, M. Notomi, S. Mitsugi, A. Shinya, T. Tanabe, and T. Watanabe, Appl. Phys. Lett. **88**, 041112 (2006).
 31. D. P. Fussell, S. Hughes and M. M. Dignam, Phys. Rev. B **78**, 144201 (2008).
 32. M. Notomi, E. Kuramochi and T. Tanabe, Nature Photon. **2**, 741 (2008).
 33. K. Roy-Choudhury and S. Hughes, Optics Letters 40, 1838 (2015).

Supplementary material for “Spontaneous emission from a quantum dot in a structured photonic reservoir: phonon-mediated breakdown of Fermi’s golden rule”

Kaushik Roy-Choudhury and Stephen Hughes

Department of Physics, Queen’s University, Kingston, Ontario, Canada, K7L 3N6

In this document we present supplementary information for our accompanying manuscript “Spontaneous emission from a quantum dot in a structured photonic reservoir: phonon-mediated breakdown of Fermi’s golden rule”. First, we show the photon and phonon spectral function in the frequency and time domains, using the simple cavity structures introduced in the main text. Second, we show a derivation of the phonon-modified spontaneous emission (SE) rate, equation (2) in our main paper. Third, we derive the cavity-induced SE rate from a previous polaron master equations using cavity-QED equations, and show direct agreement with our results in the high Q limit (i.e., with $\tilde{\gamma}^{\text{mean}}$ in the main paper). Last, we discuss how one can include the influence from a coherent pump field into the quantum master equation and incoherent scattering terms, while accounting for both photon and phonon bath coupling. © 2022 Optical Society of America

OCIS codes: (270.0270) ; (350.4238) ; (160.6000) .

S1. Cavity Photon and phonon bath functions

For phonon bath temperatures of 4 K and 40 K, Figs. S1(a) and S1(b) show the phonon correlation function versus time and frequency, respectively. For simplicity, a polaron shift Δ_P (defined below in Section S2) is implicitly absorbed in the definition of ω_x , and we also define a phonon correlation function that decays to zero, through $C'_{\text{pn}}(\tau) = e^{\phi(\tau)} - 1$. All phonon parameters and $\phi(\tau)$ are given in our main paper. The time evolution of the real part of the phonon correlation function shows that typical phonon correlation times are very fast ($\tau_{\text{pn}} \leq 3$ ps). For comparison, we also show a photon correlation function in Figs. S1(c) and S1(d), for the three different values of κ used in our paper: $\kappa = 2.4$ meV (thick dark line), 0.6 meV (thin dark line), and 0.06 meV (thin light line). The cavity bath correlation functions $J_{\text{ph}}(t)$ are oscillatory functions damped at the cavity decay rate, with an oscillation frequency is determined by the QD-cavity detuning Δ_{xc} , and we show the case for zero detuning. From equation (2) in our paper, and Fig. S1 below, we expect that (i) phonons should not influence the SE rate γ in a strongly damped cavity and (ii) phonons will reduce the SE rate to its mean-field limit [1] ($\langle B \rangle^2 \gamma$) only for a weakly damped cavity. Significant deviations from these two limits occur when the damping times of the photon and phonon correlation functions are comparable. This is shown explicitly in Fig. 2 of the main text using the cavity spectral functions shown below. It is also shown explicitly in Fig. 3 for the slow-light photonic crystal waveguide.

S2. Derivation of phonon-modified spontaneous emission rate

Theoretical descriptions of electron-phonon scattering in QDs systems range from the independent Boson model [2], correlation expansion [3], perturbative master equations (MEs) [4], to polaron MEs [5–8], variational MEs [9] and real-time path integrals [10]. In our Letter we introduce a self-consistent ME approach

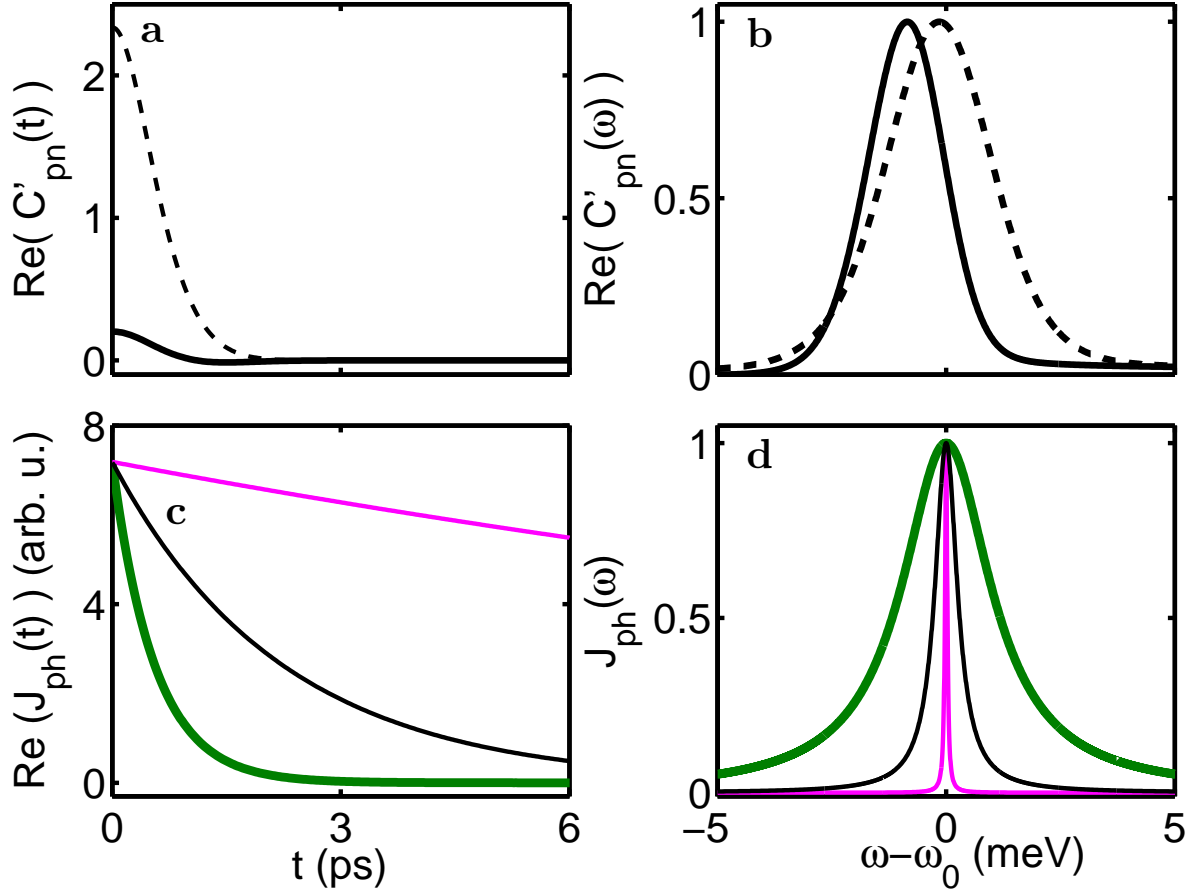


Fig. S1. **Phonon and photon bath function in time and frequency domain** (a) Time evolution of the real part of phonon bath correlation function, $C'_{\text{pn}}(t)$ for $T = 4$ K (solid line) and 40 K (dashed line). (b) Corresponding phonon bath function $\text{Re}[C'(\omega)]$. (c) Time evolution of real part of photon bath correlation function, $J_{\text{ph}}(t)$ for cavities with $\kappa = 0.06$ meV (thin light, $Q \approx 23000$), $\kappa = 0.6$ meV (thin dark, $Q \approx 2300$) and $\kappa = 2.4$ meV (thick dark, $Q \approx 600$) at $\Delta_{xc} = 0$ meV. (d) Corresponding $J_{\text{ph}}(\omega)$, where ω_0 is ω_c .

with both phonon and photon reservoirs included. We model the QD as a two-level system interacting with an inhomogeneous semiconductor based photonic reservoir and an acoustic phonon bath. Assuming a QD of dipole moment $\mathbf{d} = d\mathbf{n}_d$ and position at \mathbf{r}_d , the total Hamiltonian of the coupled system in a frame rotating at the QD exciton frequency ω_x , can be written as [11]

$$H = \hbar \int d\mathbf{r} \int_0^\infty d\omega \mathbf{f}^\dagger(\mathbf{r}, \omega) \mathbf{f}(\mathbf{r}, \omega) - [\sigma^+ e^{i\omega_x t} \int_0^\infty d\omega \mathbf{d} \cdot \mathbf{E}(\mathbf{r}_d, \omega) + \text{H.c.}] + \Sigma_q \hbar \omega_q b_q^\dagger b_q + \sigma^+ \sigma^- \Sigma_q \hbar \lambda_q (b_q^\dagger + b_q), \quad (\text{S1})$$

where σ^+/σ^- are the Pauli operators of the exciton (electron-hole pair), b_q/b_q^\dagger are the annihilation and creation operators of the acoustic phonon reservoir, and the exciton-phonon coupling strength λ_q is assumed to be real. The operators $\mathbf{f}/\mathbf{f}^\dagger$ are the boson field operators of the photon reservoir and these satisfy the usual commutation rules for boson operators. The interaction between the QD and the photonic reservoir is written using the dipole and the rotating wave approximation. The electric-field operator $\mathbf{E}(\mathbf{r}, \omega)$ is given by $\mathbf{E}(\mathbf{r}, \omega) = i \int d\mathbf{r}' \mathbf{G}(\mathbf{r}, \mathbf{r}'; \omega) \sqrt{\frac{\hbar}{\pi \epsilon_0}} \epsilon_I(\mathbf{r}', \omega) \mathbf{f}(\mathbf{r}', \omega)$ [11], where $\mathbf{G}(\mathbf{r}, \mathbf{r}'; \omega)$ is the electric field Green's function

for the medium and $\mathbf{E}(\mathbf{r}, \omega)$ satisfies the Kramers-Kronig relations, with a complex dielectric constant $\epsilon = \epsilon_R + i\epsilon_I$.

To include phonon interactions nonperturbatively, we perform the polaron transform on the Hamiltonian H given by $H' \rightarrow e^P H e^{-P}$, where $P = \sigma^+ \sigma^- \Sigma_q \frac{\lambda_q}{\omega_q} (b_q^\dagger - b_q)$ [7, 12]. H' consists of the following reservoir and interaction terms,

$$\begin{aligned} H' &= H'_R + H'_I, \\ H'_R &= \hbar \int d\mathbf{r} \int_0^\infty d\omega \mathbf{f}^\dagger(\mathbf{r}, \omega) \mathbf{f}(\mathbf{r}, \omega) + \Sigma_q \hbar \omega_q b_q^\dagger b_q, \\ H'_I &= -[B_+ \sigma^+ e^{i\omega_x t} \int_0^\infty d\omega \mathbf{d} \cdot \mathbf{E}(\mathbf{r}_d, \omega) + \text{H.c.}], \end{aligned} \quad (\text{S2})$$

where the coherent phonon bath displacement operators B_\pm are defined as $B_\pm = \exp[\pm \Sigma_q \frac{\lambda_q}{\omega_q} (b_q - b_q^\dagger)]$. A polaron frequency shift, $\Delta_P = \int_0^\infty d\omega \frac{J_{\text{pn}}(\omega)}{\omega}$ is implicitly absorbed in the definition of ω_x , where $J_{\text{pn}}(\omega)$ is the phonon spectral function [13]. For our calculations, we use the continuous form of the phonon spectral function $J_{\text{pn}}(\omega) = \alpha_p \omega^3 \exp[-\frac{\omega^2}{2\omega_b^2}]$ for longitudinal acoustic (LA) phonon interaction, resulting primarily from deformation potential coupling in InAs QDs [14]. In the above formula, ω_b is the phonon cutoff frequency and α_p is the exciton-phonon coupling strength [13].

We subsequently transform the Hamiltonian H' to the interaction picture using $\tilde{H}' \rightarrow U^\dagger(t) H' U(t)$ with $U(t) = \exp[-iH'_R t/\hbar]$. Assuming weak coupling with the photon bath, a time-convolutionless [15] polaron master equation for the QD reduced density operator ρ is then derived using second-order Born approximation in \tilde{H}'_I . The following interaction-picture ME is obtained,

$$\frac{\partial \tilde{\rho}(t)}{\partial t} = -\frac{1}{\hbar^2} \int_0^t d\tau \text{Tr}_{\text{R}_{\text{ph}}} \text{Tr}_{\text{R}_{\text{pn}}} \{[\tilde{H}'_I(t), [\tilde{H}'_I(t-\tau), \tilde{\rho}(t)\rho_R]]\}, \quad (\text{S3})$$

where $\tilde{\rho}$ is the reduced density operator of the QD in the interaction picture and $\text{Tr}_{\text{R}_{\text{ph}}(\text{pn})}$ denotes trace with respect to the photon (phonon) reservoirs which are assumed to be statistically independent, $\rho_R = \rho_{\text{R}_{\text{ph}}} \rho_{\text{R}_{\text{pn}}}$ [16]. The density operator of the photonic reservoir $\rho_{\text{R}_{\text{ph}}}$ is assumed to be initially in thermal equilibrium. We use the bath approximation, $\text{Tr}_{\text{R}_{\text{ph}}}[\mathbf{f}(\mathbf{r}, \omega), \mathbf{f}^\dagger(\mathbf{r}', \omega')] = [\tilde{n}(\omega) + 1]\delta(\mathbf{r} - \mathbf{r}')\delta(\omega - \omega')$ and $\text{Tr}_{\text{R}_{\text{ph}}}[\mathbf{f}^\dagger(\mathbf{r}, \omega), \mathbf{f}(\mathbf{r}', \omega')] = \tilde{n}(\omega)\delta(\mathbf{r} - \mathbf{r}')\delta(\omega - \omega')$ and consider the zero temperature limit ($\tilde{n}(\omega) = 0$). Using the relation $\int d\mathbf{s} \epsilon_I(\mathbf{s}, \omega) \mathbf{G}(\mathbf{r}, \mathbf{s}, \omega) \mathbf{G}^*(\mathbf{s}, \mathbf{r}'; \omega) = \text{Im}[\mathbf{G}(\mathbf{r}, \mathbf{r}'; \omega)]$, transforming to the Schrödinger picture, and carrying out the trace over the photon [17] and phonon reservoir, we derive the following generalised ME: $\frac{\partial \rho}{\partial t} = \mathcal{L}_{\text{ph}}(\rho)$, where

$$\begin{aligned} \mathcal{L}_{\text{ph}}(\rho) &= \int_0^t d\tau \int_0^\infty d\omega J_{\text{ph}}(\omega) [-C_{\text{pn}}(\tau) \sigma^+ \sigma^- e^{i\Delta_x \tau} \rho + C_{\text{pn}}^*(\tau) \sigma^- \rho \sigma^+ e^{-i\Delta_x \tau} + C_{\text{pn}}(\tau) \sigma^- \rho \sigma^+ e^{i\Delta_x \tau} \\ &\quad - C_{\text{pn}}^*(\tau) \rho \sigma^+ \sigma^- e^{-i\Delta_x \tau}], \end{aligned} \quad (\text{S4})$$

and $\Delta_x = \omega_x - \omega$. The photon-reservoir spectral function $J_{\text{ph}}(\omega)$, is given by $J_{\text{ph}}(\omega) = \frac{\mathbf{d} \cdot \text{Im}[\mathbf{G}(\mathbf{r}_d, \mathbf{r}_d; \omega)] \cdot \mathbf{d}}{\pi \hbar \epsilon_0}$ and the phonon bath correlation function $C_{\text{pn}}(\tau)$ is defined as $C_{\text{pn}}(\tau) = e^{[\phi(\tau) - \phi(0)]}$, where $\phi(t) = \int_0^\infty d\omega \frac{J_{\text{pn}}(\omega)}{\omega^2} [\coth(\hbar\omega/2k_B T) \cos(\omega t) - i \sin(\omega t)]$. A simple expression for the phonon-modified SE decay rate can be derived from the real part of \mathcal{L}_{ph} , so that $\text{Re}(\mathcal{L}_{\text{ph}})$ reduces to the Lindblad form, $\tilde{\gamma}(t)L[\sigma^-]$, where $\tilde{\gamma}$ is the phonon-modified SE decay rate of a QD given by

$$\tilde{\gamma}(t) = 2 \int_0^t \text{Re}[C_{\text{pn}}(\tau) J_{\text{ph}}(\tau)] d\tau, \quad (\text{S5})$$

where $J_{\text{ph}}(\tau) = \int_0^\infty d\omega J_{\text{ph}}(\omega) e^{i(\omega_x - \omega)\tau}$ is the photon bath correlation function, and $L[O] = \frac{1}{2}(2O\rho O^\dagger - O^\dagger O\rho - \rho O^\dagger O)$. Note that the imaginary part of \mathcal{L}_{ph} yield Lamb shifts [13]. This is Equation (2)

in our main paper. In absence of the phonon coupling, the SE decay rate of the QD in a structured photon reservoir reduces to $\gamma(t) = 2 \int_0^t \text{Re}[J_{\text{ph}}(\tau)] d\tau$. A similar expression for $\tilde{\gamma}$ was derived by McCutcheon and Nazir [18], who then use a free space photon reservoir function to show no phonon-modification to the SE rate.

S3. Correspondence with previous work in the mean field cavity-QED regime: Derivation of $\tilde{\gamma}^{\text{mean}}$ using a polaron cavity-QED master equation

Using the polaron transformed effective Lindblad master equation of an coupled QD-cavity system [13], an expression for the SE rate can be derived in weak excitation approximation (WEA) and bad cavity limit. The effective phonon master equation is defined through,

$$\frac{\partial \rho}{\partial t} = \frac{1}{i\hbar} [H_{\text{sys}}^{\text{eff}}, \rho] + \Gamma^{a^\dagger \sigma} L(a^\dagger \sigma^-) + \Gamma^{\sigma^+ a} L(\sigma^+ a) + \kappa L(a), \quad (\text{S6})$$

where a is the cavity lowering operator and $H_{\text{sys}}^{\text{eff}} = \hbar \Delta_{cx} a^\dagger a + \hbar \langle B \rangle g (a^\dagger \sigma^- + \sigma^+ a)$, in a frame rotating at the exciton frequency ω_x . The QD-cavity coupling strength is g and the cavity damping rate is κ and $\langle B \rangle = \langle B_+ \rangle = \langle B_- \rangle$ is the thermally averaged phonon bath displacement operator [12]. The cavity (exciton) feeding terms are $\Gamma^{a^\dagger \sigma^- / \sigma^+ a} = 2 \langle B \rangle^2 g^2 \text{Re}[\int_0^\infty d\tau e^{\mp i \Delta_{cx} \tau} (e^{\phi(\tau)} - 1)]$ [13].

In the weak excitation approximation, the Bloch equations for $\langle a \rangle$ and $\langle \sigma^- \rangle$ derived from Equation (S6) are given by

$$\begin{aligned} \frac{d \langle a \rangle}{dt} &= - \left(i \Delta_{cx} + \frac{\kappa + \Gamma^{\sigma^+ a}}{2} \right) \langle a \rangle - i \langle B \rangle g \langle \sigma^- \rangle, \\ \frac{d \langle \sigma^- \rangle}{dt} &= - \frac{\Gamma^{a^\dagger \sigma}}{2} \langle \sigma^- \rangle - i \langle B \rangle g \langle a \rangle. \end{aligned} \quad (\text{S7})$$

The coupled equations can be expressed in a matrix form as $\mathbf{V} = \mathbf{M}\mathbf{V}$, where $\mathbf{V} = [\langle a \rangle; \langle \sigma^- \rangle]$. In the bad cavity limit, the real part of the eigenvalues of \mathbf{M} give the decay rates $\langle a \rangle$ and $\langle \sigma^- \rangle$. The SE rate of the QD is twice the decay rate of $\langle \sigma^- \rangle$ and is given by

$$\tilde{\gamma}_{\text{WEA}} = \text{Re} \left[- \left(\frac{\Gamma^{a^\dagger \sigma^-} + \kappa_1}{2} + i \Delta_{cx} \right) - \sqrt{\left(\frac{\Gamma^{a^\dagger \sigma^-} + \kappa_1}{2} + i \Delta_{cx} \right)^2 - 4 \left(\langle B \rangle^2 g^2 + \frac{\Gamma^{a^\dagger \sigma^-}}{2} \left(\frac{\kappa_1}{2} + i \Delta_{cx} \right) \right)} \right], \quad (\text{S8})$$

where $\kappa_1 = \kappa + \Gamma^{\sigma^+ a}$. The above expression can be manipulated to give

$$\tilde{\gamma}_{\text{WEA}} = \text{Re} \left[- \left(\frac{\Gamma^{a^\dagger \sigma^-} + \kappa_1}{2} + i \Delta_{cx} \right) - \sqrt{\left(\frac{\Gamma^{a^\dagger \sigma^-} - \kappa_1}{2} - i \Delta_{cx} \right)^2 - 4 \langle B \rangle^2 g^2} \right], \quad (\text{S9})$$

which, in the bad cavity limit ($\kappa \gg g/2$), can be further simplified by expanding the second term to the first power of $\frac{4 \langle B \rangle^2 g^2}{\left(\frac{\Gamma^{a^\dagger \sigma^-} - \kappa_1}{2} - i \Delta_{cx} \right)^2}$. The final simplified expression for the QD SE rate is

$$\tilde{\gamma}_{\text{WEA}}^{\text{bad}} = \Gamma^{a^\dagger \sigma^-} + 2 \langle B \rangle^2 g^2 \frac{\left(\frac{\kappa + \Gamma^{\sigma^+ a} - \Gamma^{a^\dagger \sigma^-}}{2} \right)}{\Delta_{cx}^2 + \left(\frac{\kappa + \Gamma^{\sigma^+ a} - \Gamma^{a^\dagger \sigma^-}}{2} \right)^2}. \quad (\text{S10})$$

Moreover, for $\kappa \gg \Gamma^{\sigma^+ a} - \Gamma^{a^\dagger \sigma^-}$,

$$\tilde{\gamma}_{\text{WEA}}^{\text{bad}} = \Gamma^{a^\dagger \sigma^-} + 2 \langle B \rangle^2 g^2 \frac{\left(\frac{\kappa}{2} \right)}{\Delta_{cx}^2 + \left(\frac{\kappa}{2} \right)^2}, \quad (\text{S11})$$

which is equivalent to $\tilde{\gamma}^{\text{mean}}$ in our paper. Using the same polaronic cavity-QED approach, an identical expression is derived in Ref. [8] in the large detuning limit ($\Delta \gg g$) by adiabatically eliminating the cavity. Our paper makes it clear that $\tilde{\gamma}_{\text{WEA}}^{\text{bad}}$, and indeed the entire polaron cavity-QED master equation, is only valid when $\kappa \ll 2\pi/\tau_{\text{pn}}$ (τ_{pn} is around 1 ps for InAs QDs).

S4. Comments about how to INCLUDE a coherent pump field

The QD can be excited using a weak coherent pulse of the form $H_{\text{pump}} = \eta_x(\sigma^+ e^{-i\omega_L t} + \sigma^- e^{i\omega_L t})$, where η_x and ω_L are the amplitude and central frequency of the pump pulse. For resonant excitation $\omega_L = \omega_x$. Under this situation, the polaron-transformed system Hamiltonian, H' (Equation (S2)) has the form

$$\begin{aligned} H' &= H'_S + H'_R + H'_I, \\ H'_S &= \hbar \langle B \rangle \eta_x [\sigma^+ + \sigma^-], \\ H'_R &= \hbar \int d\mathbf{r} \int_0^\infty d\omega \mathbf{f}^\dagger(\mathbf{r}, \omega) \mathbf{f}(\mathbf{r}, \omega) + \Sigma_q \hbar \omega_q b_q^\dagger b_q, \\ H'_I &= -[B_+ \sigma^+ e^{i\omega_x t} \int_0^\infty d\omega \mathbf{d} \cdot \mathbf{E}(\mathbf{r}_d, \omega) + \text{H.c.}] + X_g \zeta_g + X_u \zeta_u, \end{aligned} \quad (\text{S12})$$

where $\zeta_g = \frac{1}{2}(B_+ + B_- - 2\langle B \rangle)$ and $\zeta_u = \frac{1}{2i}(B_+ - B_-)$ are the phonon induced fluctuation operators [7] and X_g and X_u are defined through $X_g = \hbar \eta_x(\sigma^- + \sigma^+)$ and $X_u = i\hbar \eta_x(\sigma^+ - \sigma^-)$. Following the same steps as before (Section II), we subsequently transform the Hamiltonian H' to the interaction picture using $\tilde{H}' \rightarrow U^\dagger(t) H' U(t)$ where $U(t) = \exp[-i(H'_S + H'_R)t/\hbar]$. Assuming weak coupling with the photon bath, a time-convolutionless [15] polaron master equation for the QD reduced density operator ρ is then derived using second-order Born approximation in \tilde{H}'_I . After carrying out the trace over the photon and phonon baths, the final ME for the QD reduced density operator ρ in the Schrödinger picture is given by $\frac{d\rho}{dt} = \frac{1}{i\hbar}[H'_S, \rho] + \mathcal{L}_{\text{ph}}(\rho) + \mathcal{L}_{\text{pn}}(\rho)$. The phonon part $\mathcal{L}_{\text{pn}}(\rho)$ remains decoupled from the photon reservoir and, to a very good approximation, can be expressed through the following Lindblad terms (enhanced radiative decay and incoherent excitation [13]):

$$\mathcal{L}_{\text{pn}}(\rho) = \Gamma^{\sigma^-} L[\sigma^-] + \Gamma^{\sigma^+} L[\sigma^+] \quad (\text{S13})$$

where, $\Gamma^{\sigma^+/-} = 2\langle B \rangle^2 \eta_x^2 \text{Re}[\int_0^\infty d\tau e^{\pm i(\omega_L - \omega_x)\tau} (e^{\phi(\tau)} - 1)]$. The photon part \mathcal{L}_{ph} on the other hand is modified by the phonons and is given by

$$\begin{aligned} \mathcal{L}_{\text{ph}}(\rho) &= \int_0^t d\tau \int_0^\infty d\omega J_{\text{ph}}(\omega) [-C_{\text{pn}}(\tau) \sigma^+ \sigma^-(-\tau) e^{i\Delta_x \tau} \rho + C_{\text{pn}}^*(\tau) \sigma^- \rho \sigma^+(-\tau) e^{-i\Delta_x \tau} \\ &\quad + C_{\text{pn}}(\tau) \sigma^-(-\tau) \rho \sigma^+ e^{i\Delta_x \tau} - C_{\text{pn}}^*(\tau) \rho \sigma^+(-\tau) \sigma^- e^{-i\Delta_x \tau}], \end{aligned} \quad (\text{S14})$$

where the time-dependent operators $\sigma^\pm(-\tau) = e^{-iH'_S \tau/\hbar} \sigma^\pm e^{iH'_S \tau/\hbar}$. This indicates that the scattering rates are pump-field dependent in general and for strong pumps, different dressed states ($\omega = \omega_x, \omega_x \pm 2\eta_x$) can sample different regions of the photonic LDOS [5, 9, 19]. Such behavior leads to asymmetric Mollow triplets [20] in the absence of phonons, if the Rabi strength is large enough to sample difference values and an asymmetric LDOS (see Ref. [21] for detailed discussions). Since we assume weak excitation, only the photonic LDOS around ω_x is sampled. Thus $\sigma^\pm(-\tau)$ is replaced by σ^\pm , which reduces $\mathcal{L}_{\text{ph}}(\rho)$ to Equation (S4), the form used in the main manuscript. The QD can also be excited by a weak incoherent pump by using higher states of the QD. The precise form of the pump is not important for the study of SE [8], as long as it weakly excites the system. However, one can add in a pump field using our general approach as we show above.

References

1. C. Roy and S. John Microscopic theory of multiple-phonon-mediated dephasing and relaxation of quantum dots near a photonic band gap. *Phys. Rev. A* **81**, 023817 (2010).
2. B. Krummheuer, V. M. Axt and T. Kuhn, Theory of pure dephasing and the resulting absorption line shape in semiconductor quantum dots. *Phys. Rev. B* **65**, 195313 (2002).
3. J. Förstner, C. Weber, J. Danckwerts, and A. Knorr, Phonon-Assisted Damping of Rabi Oscillations in Semiconductor Quantum Dots. *Phys. Rev. Lett.* **91** 127401 (2003).
4. A. Nazir, Photon statistics from a resonantly driven quantum dot. *Phys. Rev. B* **78**, 153309 (2008).
5. C. Roy and S. Hughes, Phonon-Dressed Mollow Triplet in the Regime of Cavity Quantum Electrodynamics: Excitation-Induced Dephasing and Nonperturbative Cavity Feeding Effects. *Phys. Rev. Lett.* **106**, 247403 (2011).
6. U. Hohenester, Cavity quantum electrodynamics with semiconductor quantum dots: Role of phonon-assisted cavity feeding. *Phys. Rev. B* **81**, 155303 (2010).
7. I. Wilson-Rae and A. Imamoglu, Quantum dot cavity-QED in the presence of strong electron-phonon interactions. *Phys. Rev. B* **65**, 235311 (2002).
8. P. Kaer, T. R. Nielsen, P. Lodahl, A.-P. Jauho and J. Mørk, Microscopic theory of phonon-induced effects on semiconductor quantum dot decay dynamics in cavity QED. *Phys. Rev. B* **86**, 085302 (2012).
9. D. P. S. McCutcheon, N. S. Dattani, E. M. Gauger, B. W. Lovett, and A. Nazir, A general approach to quantum dynamics using a variational master equation: Application to phonon-damped Rabi rotations in quantum dots. *Phys. Rev. B* **84**, 081305(R) (2011).
10. A. Vagov, M. D. Croitoru, M. Glässl, V. M. Axt, and T. Kuhn, Real-time path integrals for quantum dots: Quantum dissipative dynamics with superohmic environment coupling. *Phys. Rev. B* **83**, 094303 (2011).
11. S. Scheel, L. Knöll and D.-G. Welsch, Spontaneous decay of an excited atom in an absorbing dielectric. *Phys. Rev. A* **60**, 4094 (1999).
12. G. D. Mahan, *Many-Particle Physics* (Plenum, New York, 1990).
13. C. Roy and S. Hughes, Influence of Electron–Acoustic Phonon Scattering on Intensity Power Broadening in a Coherently Driven Quantum Dot–Cavity System. *Phys. Rev. X* **1**, 021009 (2011).
14. A. Ulhaq, S. Weiler, C. Roy, S. M. Ulrich, M. Jetter, S. Hughes, and P. Michler, Detuning-dependent Mollow triplet of a coherently-driven single quantum dot. *Optics Express* **21**, 4382 (2013).
15. H.-P. Breuer and F. Petruccione, *The Theory Of Open Quantum Systems* (Oxford Univ. Press, Oxford, 2002).
16. H. J. Carmichael, *Statistical Methods in Quantum Optics 1: Master Equations and Fokker-Planck Equations* (Springer, 2003).
17. A. Kowalewska-Kudłask and R. Tanaś, Generalized master equation for a two-level atom in a strong field and tailored reservoirs. *J. Mod. Opt.* **48**, 347 (2001).
18. D. P. S. McCutcheon and A. Nazir, Model of the Optical Emission of a Driven Semiconductor Quantum Dot: Phonon-Enhanced Coherent Scattering and Off-Resonant Sideband Narrowing. *Phys. Rev. Lett.* **110**, 217401 (2013).
19. C. Roy and S. Hughes, Polaron master equation theory of the quantum-dot Mollow triplet in a semiconductor cavity-QED system. *Phys. Rev. B* **85**, 115309 (2012).
20. M. Florescu and S. John, Single-atom switching in photonic crystals. *Phys. Rev. A* **64**, 033801 (2001).
21. R. C. Ge, C. Van Vlack, P. Yao, J. F. Young, S. Hughes, Accessing quantum nanoplasmonics in a hybrid quantum-dot metal nanosystem: Mollow triplet of a quantum dot near a metal nanoparticle. *Phys. Rev.*

B **87**, 205425 (2013).