

A Zero-attracting Quaternion-valued Least Mean Square Algorithm for Sparse System Identification

Mengdi Jiang, Wei Liu

Communications Research Group
Department of Electronic and Electrical Engineering
University of Sheffield, UK
{mjiang3, w.liu}@sheffield.ac.uk

Yi Li

School of Mathematics and Statistics
University of Sheffield, S3 7RH UK
yli@sheffield.ac.uk

Abstract—Recently, quaternion-valued signal processing has received more and more attention. In this paper, the quaternion-valued sparse system identification problem is studied for the first time and a zero-attracting quaternion-valued least mean square (LMS) algorithm is derived by considering the l_1 norm of the quaternion-valued adaptive weight vector. By incorporating the sparsity information of the system into the update process, a faster convergence speed is achieved, as verified by simulation results.

Keywords: quaternion; sparsity; system identification; adaptive filtering; LMS algorithm.

I. INTRODUCTION

In adaptive filtering [1], there is a class of algorithms specifically designed for sparse system identification, where the unknown system only has a few large coefficients while the remaining ones have a very small amplitude so that they can be ignored without significant effect on the overall performance of the system. A good example of them is the zero-attracting least mean square (ZA-LMS) algorithm proposed in [2]. This algorithm can achieve a higher convergence speed, and meanwhile, reduce the steady state excess mean square error (MSE). Compared to the classic LMS algorithm [3], the ZA-LMS algorithm introduces an l_1 norm in its cost function, which modifies the weight vector update equation with a zero attractor term.

Recently, the hypercomplex concepts have been introduced to solve problems related to three or four-dimensional signals [4], such as vector-sensor array signal processing [5], [6], [7], color image processing [8] and wind profile prediction [9], [10]. As quaternion-valued algorithms can be regarded as an extension of the complex-valued ones, the adaptive filtering algorithms in complex domain could be extended to the quaternion domain as well, such as the quaternion-valued LMS (QLMS) algorithm in [11].

This work is partially funded by National Grid, UK and will appear in the Proc. of the 9th International Symposium on Communication Systems, Networks and Digital Signal Processing (CSNDSP), Manchester, UK, July 2014 (submitted in March 2014 and accepted on 18 April 2014).

In this paper, we propose a novel quaternion-valued adaptive algorithm with a sparsity constraint, which is called zero-attracting QLMS (ZA-QLMS) algorithm. The additional constraint is formulated based on the l_1 norm. Both the QLMS and ZA-QLMS algorithms can identify an unknown sparse system effectively. However, a better performance in terms of convergence speed is achieved by the latter one.

This paper is organized as follows. A review of basic operations in the quaternion domain is provided in Section II to facilitate the following derivation of the ZA-QLMS algorithm. The proposed ZA-QLMS algorithm is derived in Section III. Simulation results are given in Section IV, and conclusions are drawn in Section V.

II. QUATERNION-VALUED ADAPTIVE FILTERING

A. Basics of Quaternion

Quaternion is a non-commutative extension of the complex number, and normally a quaternion consists of one real part and three imaginary parts, denoted by subscripts a , b , c and d , respectively.

For a quaternion number q , it can be described as

$$q = q_a + (q_b i + q_c j + q_d k), \quad (1)$$

where q_a , q_b , q_c , and q_d are real-valued [12], [13]. For a quaternion, when its real part is zero, it becomes a pure quaternion. In this paper, we consider the conjugate operator of q as $q^* = q_a - q_b i - q_c j - q_d k$. The three imaginary units i , j , and k satisfy

$$\begin{aligned} ij &= k, \quad jk = i, \quad ki = j, \\ ijk &= i^2 = j^2 = k^2 = -1. \end{aligned} \quad (2)$$

As a quaternion has the noncommutativity property, in multiplication, the exchange of any two elements in their order will give a different result. For example, we have $ji = -ij$ rather than $ji = ij$.

B. Differentiation with Respect to a Quaternion-valued Vector

To derive the quaternion-valued adaptive algorithm, the starting point is the general operation of differentiation with respect to a quaternion-valued vector.

At first, we need to give the definition of differentiation with respect to a quaternion q and its conjugate q^* . Assume that $f(q)$ is a function of the quaternion variable q , which is expressed as

$$f(q) = f_a + f_b i + f_c j + f_d k \quad (3)$$

where $f(q)$ is in general quaternion-valued. The definition of $\frac{df(q)}{dq}$ can be expressed as [14], [11]

$$\frac{df(q)}{dq} = \frac{1}{4} \left(\frac{\partial f(q)}{\partial q_a} - \frac{\partial f(q)}{\partial q_b} i - \frac{\partial f(q)}{\partial q_c} j - \frac{\partial f(q)}{\partial q_d} k \right). \quad (4)$$

The derivative of $f(q)$ with respect to q^* can be defined in a similar way

$$\frac{df(q)}{dq^*} = \frac{1}{4} \left(\frac{\partial f(q)}{\partial q_a} + \frac{\partial f(q)}{\partial q_b} i + \frac{\partial f(q)}{\partial q_c} j + \frac{\partial f(q)}{\partial q_d} k \right). \quad (5)$$

With this definition, we can easily obtain

$$\frac{\partial q}{\partial q} = 1, \quad \frac{\partial q}{\partial q^*} = -\frac{1}{2}. \quad (6)$$

Some product rules can be obtained from above formulations, such as the differentiation of quaternion-valued functions to real variables.

Suppose $f(q)$ and $g(q)$ are two quaternion-valued functions of the quaternion variable q , and q_a is the real variable. Then we can have the following result

$$\begin{aligned} \frac{\partial f(q)g(q)}{\partial q_a} &= \frac{\partial}{\partial q_a} (f_a + i f_b + j f_c + k f_d) g \\ &= \frac{\partial f_a g}{\partial q_a} + i \frac{\partial f_b g}{\partial q_a} + j \frac{\partial f_c g}{\partial q_a} + k \frac{\partial f_d g}{\partial q_a} \\ &= (f_a \frac{\partial g}{\partial q_a} + \frac{\partial f_a}{\partial q_a} g) + i (f_b \frac{\partial g}{\partial q_a} + \frac{\partial f_b}{\partial q_a} g) \\ &\quad + j (f_c \frac{\partial g}{\partial q_a} + \frac{\partial f_c}{\partial q_a} g) + k (f_d \frac{\partial g}{\partial q_a} + \frac{\partial f_d}{\partial q_a} g) \\ &= (f_a + i f_b + j f_c + k f_d) \frac{\partial g}{\partial q_a} \\ &\quad + \left(\frac{\partial f_a}{\partial q_a} + i \frac{\partial f_b}{\partial q_a} + j \frac{\partial f_c}{\partial q_a} + k \frac{\partial f_d}{\partial q_a} \right) g \\ &= f(q) \frac{\partial g(q)}{\partial q_a} + \frac{\partial f(q)}{\partial q_a} g(q) \end{aligned} \quad (7)$$

When the quaternion variable q is replaced by a quaternion-valued vector \mathbf{w} , given by

$$\mathbf{w} = [w_1 \ w_2 \ \cdots \ w_M]^T \quad (8)$$

where $w_m = a_m + b_m i + c_m j + d_m k$, $m = 1, \dots, M$, the differentiation of the function $f(\mathbf{w})$ with respect to the vector

\mathbf{w} can be derived using a combination of (4) straightforwardly in the following

$$\frac{\partial f}{\partial \mathbf{w}} = \frac{1}{4} \begin{bmatrix} \frac{\partial f}{\partial a_0} - \frac{\partial f}{\partial b_0} i - \frac{\partial f}{\partial c_0} j - \frac{\partial f}{\partial d_0} k \\ \frac{\partial f}{\partial a_1} - \frac{\partial f}{\partial b_1} i - \frac{\partial f}{\partial c_1} j - \frac{\partial f}{\partial d_1} k \\ \vdots \\ \frac{\partial f}{\partial a_{M-1}} - \frac{\partial f}{\partial b_{M-1}} i - \frac{\partial f}{\partial c_{M-1}} j - \frac{\partial f}{\partial d_{M-1}} k \end{bmatrix} \quad (9)$$

Similarly, we define $\frac{\partial f}{\partial \mathbf{w}^*}$ as

$$\frac{\partial f}{\partial \mathbf{w}^*} = \frac{1}{4} \begin{bmatrix} \frac{\partial f}{\partial a_0} + \frac{\partial f}{\partial b_0} i + \frac{\partial f}{\partial c_0} j + \frac{\partial f}{\partial d_0} k \\ \frac{\partial f}{\partial a_1} + \frac{\partial f}{\partial b_1} i + \frac{\partial f}{\partial c_1} j + \frac{\partial f}{\partial d_1} k \\ \vdots \\ \frac{\partial f}{\partial a_{M-1}} + \frac{\partial f}{\partial b_{M-1}} i + \frac{\partial f}{\partial c_{M-1}} j + \frac{\partial f}{\partial d_{M-1}} k \end{bmatrix} \quad (10)$$

Obviously, when $M = 1$, (9) and (10) are reduced to (4) and (5), respectively.

III. THE ZERO-ATTRACTING QLMS (ZA-QLMS) ALGORITHM

To improve the performance of the LMS algorithm for sparse system identification, the ZA-QLMS algorithm is derived in this section. To achieve this, similar to [2], in the cost function, we add an l_1 norm penalty term for the quaternion-valued weight vector $\mathbf{w}[n]$.

For a standard adaptive filter, the output $y[n]$ and error $e[n]$ can be expressed as

$$y[n] = \mathbf{w}^T[n] \mathbf{x}[n] \quad (11)$$

$$e[n] = d[n] - \mathbf{w}^T[n] \mathbf{x}[n], \quad (12)$$

where $\mathbf{w}[n]$ is the adaptive weight vector with a length of L , $d[n]$ is the reference signal, $\mathbf{x}[n] = [x[n-1], \dots, x[n-L]]^T$ is the input sample vector, and $\{\cdot\}^T$ denotes the transpose operation. Moreover, the conjugate form $e^*[n]$ of the error signal $e[n]$ is given by

$$e^*[n] = d^*[n] - \mathbf{x}^H[n] \mathbf{w}^*[n], \quad (13)$$

Our proposed cost function with a zero attractor term is given by

$$J_0[n] = e[n]e^*[n] + \gamma \|\mathbf{w}[n]\|_1, \quad (14)$$

where γ is a small constant.

The gradient of the above cost function with respect to $\mathbf{w}^*[n]$ and $\mathbf{w}[n]$ can be respectively expressed as

$$\nabla_{\mathbf{w}^*} J_0[n] = \frac{\partial J_0[n]}{\partial \mathbf{w}^*} \quad (15)$$

and

$$\nabla_{\mathbf{w}} J_0[n] = \frac{\partial J_0[n]}{\partial \mathbf{w}} \quad (16)$$

From [14], [15], we know that the conjugate gradient gives the maximum steepness direction for the optimization surface. Therefore, the conjugate gradient $\nabla_{\mathbf{w}^*} J_0[n]$ will be used to derive the update of the coefficient weight vector.

Expanding the cost function, we obtain

$$\begin{aligned} J_0[n] &= e[n]e^*[n] + \gamma\|\mathbf{w}[n]\|_1 \\ &= d[n]d^*[n] - d[n]\mathbf{x}^H[n]\mathbf{w}^*[n] - \mathbf{w}^T[n]\mathbf{x}[n]d^*[n] \\ &\quad + \mathbf{w}^T[n]\mathbf{x}[n]\mathbf{x}^H[n]\mathbf{w}^*[n] + \gamma\|\mathbf{w}[n]\|_1. \end{aligned} \quad (17)$$

Furthermore,

$$\begin{aligned} \frac{\partial J_0[n]}{\partial \mathbf{w}^*} &= \frac{\partial(e[n]e^*[n] + \gamma\|\mathbf{w}[n]\|_1)}{\partial \mathbf{w}^*} \\ &= \frac{\partial}{\partial \mathbf{w}^*}(d[n]d^*[n] - d[n]\mathbf{x}^H[n]\mathbf{w}^*[n] \\ &\quad - \mathbf{w}^T[n]\mathbf{x}[n]d^*[n] + \mathbf{w}^T[n]\mathbf{x}[n]\mathbf{x}^H[n]\mathbf{w}^*[n]) \\ &\quad + \frac{\partial(\gamma\|\mathbf{w}[n]\|_1)}{\partial \mathbf{w}^*}. \end{aligned} \quad (18)$$

Details of the derivation process for the gradient are shown in the following

$$\frac{\partial(d[n]d^*[n])}{\partial \mathbf{w}^*[n]} = 0 \quad (19)$$

$$\frac{\partial(d[n]\mathbf{x}^H[n]\mathbf{w}^*[n])}{\partial \mathbf{w}^*[n]} = d[n]\mathbf{x}^*[n] \quad (20)$$

$$\frac{\partial(\mathbf{w}^T[n]\mathbf{x}[n]d^*[n])}{\partial \mathbf{w}^*[n]} = -\frac{1}{2}d[n]\mathbf{x}^*[n] \quad (21)$$

$$\frac{\partial(\mathbf{w}^T[n]\mathbf{x}[n]\mathbf{x}^H[n]\mathbf{w}^*[n])}{\partial \mathbf{w}^*[n]} = \frac{1}{2}\mathbf{w}^T[n]\mathbf{x}[n]\mathbf{x}^*[n]. \quad (22)$$

Moreover, the last part of the gradient of cost function is given by

$$\frac{\partial(\gamma\|\mathbf{w}[n]\|_1)}{\partial \mathbf{w}^*} = \frac{1}{4}\gamma \cdot \text{sgn}(\mathbf{w}[n]), \quad (23)$$

where the symbol sgn is a component-wise sign function that is defined as [2]

$$\text{sgn}(x) = \begin{cases} x/|x| & x \neq 0 \\ 0 & x = 0 \end{cases}$$

Combining the above results, the final gradient can be obtained as follows

$$\nabla_{\mathbf{w}^*} J_0[n] = -\frac{1}{2}e[n]\mathbf{x}^*[n] + \frac{1}{4}\gamma \cdot \text{sgn}(\mathbf{w}[n]). \quad (24)$$

With the general update equation for the weight vector

$$\mathbf{w}[n+1] = \mathbf{w}[n] - \mu \nabla_{\mathbf{w}^*} J_0[n], \quad (25)$$

where μ is the step size, we arrive at the following update equation for the proposed ZA-QLMS algorithm

$$\mathbf{w}[n+1] = \mathbf{w}[n] + \mu(e[n]\mathbf{x}^*[n]) - \rho \cdot \text{sgn}(\mathbf{w}[n]), \quad (26)$$

where $\rho = \mu\gamma$. The last term represents the zero attractor, which enforces the near-zero coefficients to zero and therefore

accelerates the convergence process when majority of the system coefficients are nearly zero in a sparse system.

Note that equation (26) will be reduced to the normal QLMS algorithm without the zero attractor term, given by [11]

$$\mathbf{w}[n+1] = \mathbf{w}[n] + \mu(e[n]\mathbf{x}^*[n]). \quad (27)$$

IV. SIMULATION RESULTS

In this part, simulations are performed for sparse system identification using the proposed algorithm in comparison with the QLMS algorithm. Two different sparse systems are considered corresponding to Scenario One and Scenario Two in the following. The input signal to the adaptive filter is colored and generated by passing a quaternion-valued white gaussian signal through a randomly generated filter. The noise part is quaternion-valued white Gaussian and added to the output of the unknown sparse system, with a 30dB signal to noise ratio (SNR) for both scenarios.

A. Scenario One

For the first scenario, the parameters are: the step size μ is 3×10^{-7} ; the unknown sparse FIR filter length L is 32, with 4 non-zero coefficients at the 2nd, 8th, 16th and 31st taps, and its magnitude of the impulse response is shown in Fig. 1; the coefficient of the zero attractor ρ is 5×10^{-7} . The learning curve obtained by averaging 100 runs of the corresponding algorithm is given in Fig. 2, where we can see that the ZA-QLMS algorithm has achieved a faster convergence speed than the QLMS algorithm when they both reach a similar steady state.

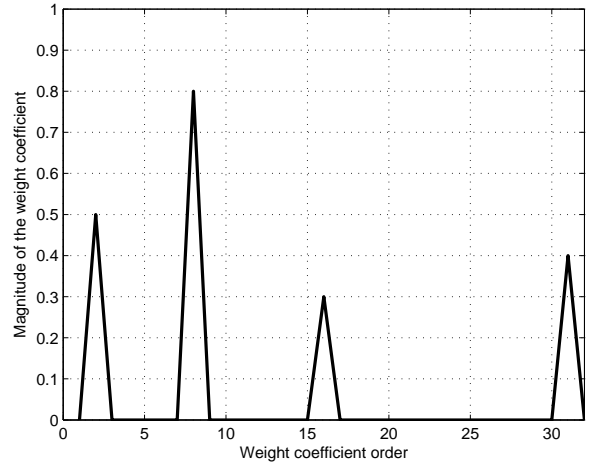


Fig. 1. Magnitude of the impulse response of the sparse system.

B. Scenario Two

For this case, length of the unknown FIR filter is reduced to 16, still with 4 active taps. The parameters are: step size μ

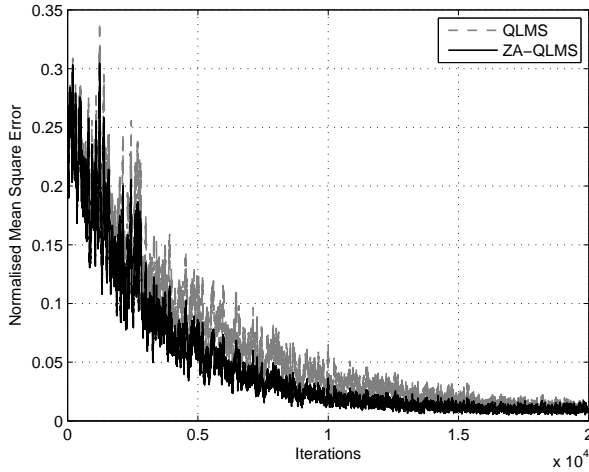


Fig. 2. Learning curves for the first scenario.

is 2×10^{-7} and the value of ρ is 2×10^{-7} . The results are shown in Fig. 3. Again we see that the ZA-QLMS algorithm has a faster convergence speed and has even converged to a lower steady state error in this specific scenario.

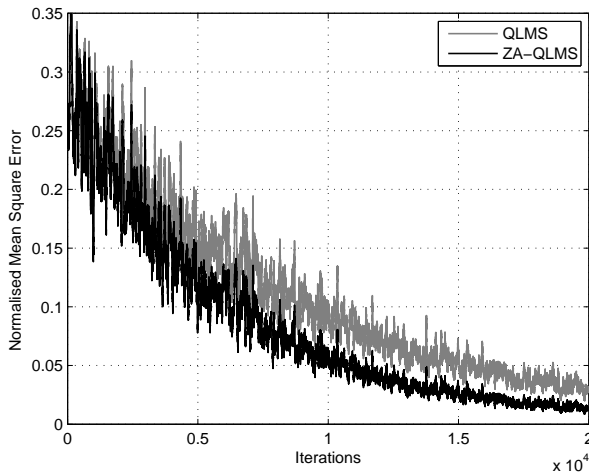


Fig. 3. Learning Curves for the second scenario.

V. CONCLUSION

In this paper, a quaternion-valued adaptive algorithm has been proposed for more efficient identification of unknown sparse systems. It is derived by introducing an l_1 penalty term in the original cost function and the resultant zero-attracting quaternion-valued LMS algorithm can achieve a faster convergence rate by incorporating the sparsity information of the system into the update process. Simulation results have been provided to show the effectiveness of the new algorithm.

REFERENCES

- [1] S. Haykin, *Adaptive Filter Theory*, Prentice Hall, Englewood Cliffs, New York, 3rd edition, 1996.
- [2] Yilun Chen, Yuantao Gu, and Alfred O Hero, "Sparse LMS for system identification," in *Acoustics, Speech and Signal Processing, 2009. ICASSP 2009. IEEE International Conference on*, IEEE, 2009, pp. 3125–3128.
- [3] B. Widrow, J. McCool, and M. Ball, "The Complex LMS Algorithm," *Proceedings of the IEEE*, vol. 63, pp. 719–720, August 1975.
- [4] N. Le Bihan and J. Mars, "Singular value decomposition of quaternion matrices: a new tool for vector-sensor signal processing," *Signal Processing*, vol. 84, no. 7, pp. 1177–1199, 2004.
- [5] X.R. Zhang, W. Liu, Y.G. Xu, and Z.W. Liu, "Quaternion-based worst case constrained beamformer based on electromagnetic vector-sensor arrays," in *Proc. IEEE International Conference on Acoustics, Speech, and Signal Processing*, Vancouver, Canada, May 2013, pp. 4149–4153.
- [6] X. R. Zhang, W. Liu, Y. G. Xu, and Z. W. Liu, "Quaternion-valued robust adaptive beamformer for electromagnetic vector-sensor arrays with worst-case constraint," *Signal Processing*, vol. 104, pp. 274–283, November 2014.
- [7] M. B. Hawes and W. Liu, "A quaternion-valued reweighted minimisation approach to sparse vector sensor array design," in *Proc. of the International Conference on Digital Signal Processing*, Hong Kong, August 2014.
- [8] S.C. Pe and C.M. Cheng, "Color image processing by using binary quaternion-moment-preserving thresholding technique," *Image Processing, IEEE Transactions on*, vol. 8, no. 5, pp. 614–628, 1999.
- [9] Clive Cheong Took and Danilo P Mandic, "The quaternion LMS algorithm for adaptive filtering of hypercomplex processes," *IEEE Transactions on Signal Processing*, vol. 57, no. 4, pp. 1316–1327, 2009.
- [10] M. D. Jiang, W. Liu, Y. Li, and X. R. Zhang, "Frequency-domain quaternion-valued adaptive filtering and its application to wind profile prediction," in *Proc. of the IEEE TENCON Conference*, Xi'an, China, October 2013.
- [11] M. D. Jiang, W. Liu, and Y. Li, "A general quaternion-valued gradient operator and its applications to computational fluid dynamics and adaptive beamforming," in *Proc. of the International Conference on Digital Signal Processing*, Hong Kong, August 2014.
- [12] William Rowan Hamilton, *Elements of quaternions*, Longmans, Green, & co., 1866.
- [13] I. Kantor, A.S. Solodovnikov, and Abe Shenitzer, *Hypercomplex numbers: an elementary introduction to algebras*, Springer Verlag, New York, 1989.
- [14] Danilo P Mandic, Cyrus Jahanchahi, and Clive Cheong Took, "A quaternion gradient operator and its applications," *IEEE Signal Processing Letters*, vol. 18, no. 1, pp. 47–50, 2011.
- [15] DH Brandwood, "A complex gradient operator and its application in adaptive array theory," in *IEE Proceedings H (Microwaves, Optics and Antennas)*, IET, 1983, vol. 130, pp. 11–16.