

Elastic Bending Modulus for Single-Layer Black Phosphorus

Hao-Yu Zhang and Jin-Wu Jiang*

*Shanghai Institute of Applied Mathematics and Mechanics,
Shanghai Key Laboratory of Mechanics in Energy Engineering,
Shanghai University, Shanghai 200072, People's Republic of China*

(Dated: April 4, 2024)

We derive an analytic formula for the elastic bending modulus of single-layer black phosphorus (SLBP) based on the valence force field model. The obtained elastic bending modulus is 4.8028 eV and 7.9905 eV along the armchair and zigzag directions in the SLBP, respectively. These values are obviously larger than the bending modulus of 1.4 eV in graphene due to the intrinsic finite thickness for SLBP. Our derivation analytically illustrates that the elastic bending modulus of the SLBP is proportional to the square of the intrinsic thickness of the SLBP.

PACS numbers: 68.65.-k, 62.25.-g

Keywords: Black Phosphorus; Bending Modulus; Anisotropic

I. INTRODUCTION

Few-layer black phosphorus (BP) is another interesting quasi two-dimensional system that has recently been explored as an alternative electronic material to graphene, boron nitride, and the transition metal dichalcogenides for transistor applications¹⁻⁴. This initial excitement surrounding BP is because unlike graphene, BP has a direct bandgap that is layer-dependent. Furthermore, BP also exhibits a carrier mobility that is larger than MoS₂². The van der Waals effect in bulk BP was discussed by Appalakondaiah et.al.⁵ First-principles calculations show that single-layer BP (SLBP) has a band gap around 0.8 eV, and the band gap decreases with increasing thickness.^{2,6} For SLBP, the band gap can be manipulated via mechanical strain in the direction normal to the BP plane, where a semiconductor-metal transition was observed.^{7,8}

The single-layer BP has a characteristic puckered structure, which leads to the two anisotropic in-plane directions. As a result of this puckered configuration, anisotropy has been found in various properties for the single-layer BP, such as the optical properties,⁹⁻¹¹ the electrical conductance,¹² the mechanical properties,^{5,13-16} and the Poisson's ratio.^{15,17,18}

The rippling phenomenon becomes unavoidable in low-dimensional materials, like the SLBP, as the elastic bending modulus is normally quite small for these one-atomic-thick structures. Graphene has very small bending modulus (around 1.4 eV),¹⁹⁻²¹ so it is a highly flexible structure and its properties can be manipulated through bending or bending induced strain. However, the bending phenomenon should be avoided in some graphene based electronic nano-devices. In such situation, the elastic graphene can be sandwiched by other two-dimensional materials with larger bending modulus,²² such as the MoS₂ with elastic bending modulus around 9.61 eV.²³ Although the elastic bending modulus plays an important role for the two-dimensional material, the value of the elastic bending modulus for the SLBP has not been predicted to date, which is thus the focus of the present

work.

In this paper, we analytically derive the elastic bending modulus for the SLBP, where the atomic interaction is described by the valence force field model (VFFM). The bending modulus is found to be 4.8028 eV and 7.9905 eV along the armchair and zigzag directions, respectively. The anisotropy in the bending modulus is discussed based on the geometrical coefficients in the SLBP. The large bending modulus as compared with graphene is attributed to the finite thickness of the SLBP, since the analytic derivation shows that the bending modulus is proportional to the square of the finite thickness.

II. STRUCTURE AND NOTATIONS

The atomic configuration of the SLBP is shown in Fig. 1 (a) for side view along the armchair direction and (b) for side view along the zigzag direction. Atoms are divided into the top group (blue online) and bottom group (red online). Fig. 1 (c) is the top view for the structure. Atoms 2, 3, 4, 7, and 8 are in the top group, while atoms 1, 5, and 6 are in the bottom group. The bond between atoms from the same group is the intra-group bond denoted by d_1 , eg. $d_1 = r_{23} = r_{16}$. The bond formed by atoms from different groups is the inter-group bond denoted by d_2 , eg. $d_2 = r_{12}$. In a similar way, θ_1 is used to denote intra-group angles like θ_{328} , which are formed by two intra-group bonds. We use θ_2 to denote inter-group angles like θ_{321} , which are formed by an intra-group bond and an inter-group bond.

We use the structure determined in the experiment.²⁴ Two in-plane lattice constants are $a_1 = r_{37} = 4.376$ Å and $a_2 = r_{24} = 3.314$ Å. The out-of-plane lattice constant is $a_3 = 10.478$ Å. There are four inequivalent atoms in the unit cell $\vec{a}_1 \times \vec{a}_2$ of the SLBP, which will be chosen as atoms 1, 2, 3, and 6 in this work. The coordinate of these atoms are $\vec{r}_1 = (-ua_1, 0, -va_3)$, $\vec{r}_2 = (ua_1, 0, va_3)$, $\vec{r}_3 = (0.5a_1 - ua_1, 0.5a_2, va_3)$, and $\vec{r}_6 = (-0.5a_1 + ua_1, 0.5a_2, -va_3)$, where the origin of the Cartesian coordinate system is assumed to be the mid-

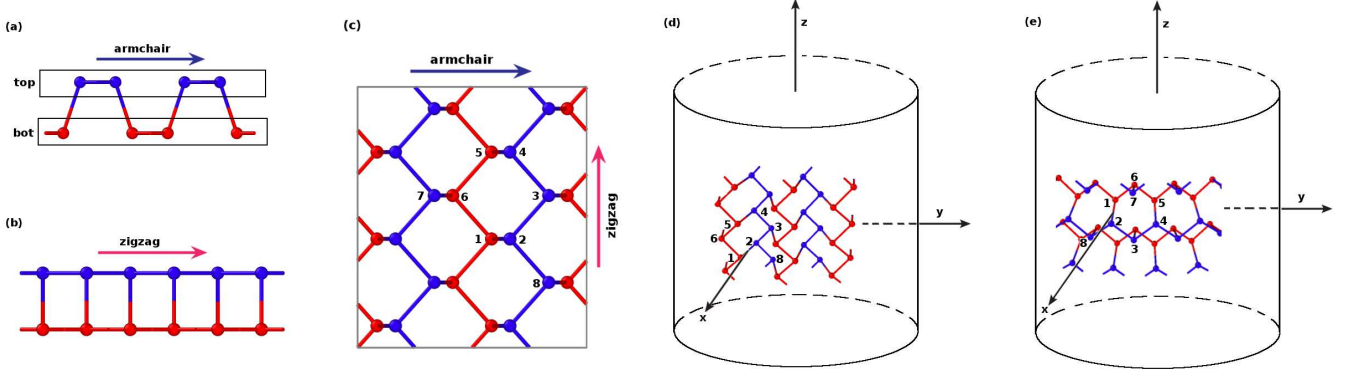


FIG. 1: (Color online) Structure for SLBP. (a) and (b) are two side views. Atoms are divided into top group (blue online) and bottom group (red online). (c) Top view for the SLBP. (d) SLBP is bent by a curvature κ along the armchair direction; i.e., SLBP is bent into a cylinder with radius $R = 1/\kappa$. Atoms in the top group sit on the outer cylindrical surface with radius $R + d$, with $2d$ as the distance between the top and bottom groups. Atoms in the bottom group sit on the inner cylindrical surface with radius $R - d$. (e) SLBP is bent along the zigzag direction. The x-axis passes through the middle of atoms 1 and 2.

dle of \vec{r}_{12} . The x-axis is in the armchair direction and the y-axis is in the zigzag direction. The two dimensionless parameters are $u = 0.0806$ and $v = 0.1017$. The bond lengths from the experiment are $d_1 = 2.2449 \text{ \AA}$ and $d_2 = 2.2340 \text{ \AA}$, and the two angles are $\theta_1 = 96.359^\circ$ and $\theta_2 = 102.094^\circ$.

A uniform bending is applied to the SLBP. More specifically, for a bending with curvature κ , the SLBP is rolled up onto a cylindrical surface with radius $R = 1/\kappa$ along the armchair direction in Fig. 1 (d), and along the zigzag direction in Fig. 1 (e). After bending, the top atoms (blue online) sit on the outer cylindrical surface with radius $R + d$, and the bottom atoms (red online) are on the inner cylindrical surface with radius $R - d$, where $2d = 2va_3$ is the distance between the top group and the bottom group.

It is necessary to introduce a subscript $\sigma = \pm$ to distinguish quantities in the outer and inner surfaces for the SLBP after bending. For instance, the intra-group bond length r_{23} (from top group) and r_{16} (from bottom group) has the same value of d_1 in the SLBP plane, but these two bonds have different value after bending. We introduce d_1^\pm to denote intra-group bond length from the outer/inner cylindrical surface. The subscript σ is trivial for the inter-group bond length (d_2^σ) in the bent SLBP. However, we will keep this subscript in d_2^σ in the following derivation for consistency. Similarly, we have the intra-group angle θ_1^σ , with $\sigma = \pm$ for angles within the outer/inner surfaces. The angle θ_2^+ is for the inter-group angle like θ_{321} , whose peak (atom 2) is on the outer surface. The angle θ_2^- is for the inter-group angle like θ_{216} , whose peak (atom 1) is on the inner cylindrical surface.

III. EMPIRICAL ENERGY DENSITY

Several empirical potentials have been developed to describe the atomic interaction for the SLBP, including the VFFM potential²⁵ and the Stillinger-Weber potential.²⁶ Both potentials were fitted to the phonon dispersion of the SLBP. The Stillinger-Weber potential includes some nonlinear properties, so it can be applied in molecular dynamics simulations of the SLBP. The VFFM is a linear model, so it is suitable for the investigation of linear properties in the SLBP, like the elastic bending modulus studied in this work. The VFFM is convenient for deriving analytic expressions for elastic properties thanks to its simplicity. An analytic expression is of help for an explicit understanding of the elastic properties. Hence, we will apply the VFFM to derive an analytic formula for the elastic bending modulus of the SLBP.

There are nine terms in the VFFM potential,

$$V_r = \frac{1}{2} K_r (\Delta d_1)^2; \quad (1)$$

$$V_r' = \frac{1}{2} K_r' (\Delta d_2)^2; \quad (2)$$

$$V_\theta = \frac{1}{2} K_\theta d_1^2 (\Delta \theta_1)^2; \quad (3)$$

$$V_\theta' = \frac{1}{2} K_\theta' d_1 d_2 (\Delta \theta_2)^2; \quad (4)$$

$$V_{rr'} = \frac{1}{2} K_{rr'} (\Delta d_1) (\Delta d_1); \quad (5)$$

$$V_{rr'}' = \frac{1}{2} K_{rr'}' (\Delta d_1) (\Delta d_2); \quad (6)$$

$$V_{r\theta} = \frac{1}{2} K_{r\theta} d_1 (\Delta d_1) (\Delta \theta_1); \quad (7)$$

$$V_{r\theta}' = \frac{1}{2} K_{r\theta}' \sqrt{d_1 d_2} (\Delta d_1) (\Delta \theta_2); \quad (8)$$

$$V_{r\theta}'' = \frac{1}{2} K_{r\theta}'' \sqrt{d_1 d_2} (\Delta d_2) (\Delta \theta_2). \quad (9)$$

TABLE I: Parameters (in $\text{eV}\text{\AA}^{-2}$) for the VFFM potential from Ref 25.

K_r	K'_r	K_θ	K'_θ	$K_{rr'}$	$K'_{rr'}$	$K_{r\theta}$	$K'_{r\theta}$	$K''_{r\theta}$
9.9715	9.4598	1.0764	0.9341	1.1057	1.1057	0.7207	0.7207	0.7207

The VFFM describes the energy variation of the system due to a small change in the bond length (Δb_i) and the angle ($\Delta\theta_i$) with $i = 1, 2$, which are induced by bending in the present work. The V_r term describes the bond stretching energy for intra-group bond lengths like r_{23} . The V'_r term is the energy corresponding to the bond stretching for inter-group bond lengths like r_{12} . The V_θ term describes the energy associating with the variation of intra-group angles like θ_{234} . The V'_θ term describes the energy variation due to the variation of the inter-group angles like θ_{123} . The $V_{rr'}$ term describes the potential energy for the simultaneous variation of two different intra-group bonds like r_{23} and r_{24} . The $V'_{rr'}$ term gives the potential energy for the simultaneous variation of bonds like r_{21} and r_{23} . The $V_{r\theta}$ term is for the energy association with the simultaneous variation of an intra-group bond like r_{32} and an intra-group angle like θ_{234} . The $V'_{r\theta}$ term gives the potential energy for the simultaneous variation of an inter-group angle like θ_{123} and an intra-group bond like r_{23} . The $V''_{r\theta}$ term gives the potential energy for the simultaneous variation of an inter-group angle like θ_{123} and an inter-group bond like r_{12} . All parameters are shown in Tab. I. The unit of these parameters has been converted from dyne/cm in the original work to $\text{eV}\text{\AA}^{-2}$.

Based on the VFFM potential, the bending energy density (W) is

$$W \times S_0 = \sum_{\sigma=\pm} (2V_r + V'_r + 2V_\theta + 4V'_\theta + 2V_{rr'} + 4V'_{rr'} + 4V_{r\theta} + 4V'_{r\theta} + 4V''_{r\theta}), \quad (10)$$

where $S_0 = a_1 a_2$ is the area of the unit cell. The right-hand side gives the total bending energy for the unit cell $\vec{a}_1 \times \vec{a}_2$.

IV. BENDING MODULUS

The bending modulus can be obtained through its definition,

$$\begin{aligned} D &= \frac{\partial^2 W}{\partial \kappa^2} \\ &= \frac{1}{S_0} \sum_{\sigma=\pm} (2 \times K_r \alpha_1^{\sigma 2} + \times K'_r \alpha_2^{+2} + 2 \times K_\theta d_1^2 \beta_1^{\sigma 2} \\ &\quad + 4 \times K'_\theta d_1 d_2 \beta_2^{\sigma 2} + 2 \times K_{rr'} \alpha_1^{+2} + 4 \times K'_{rr'} \alpha_1^\sigma \alpha_2^\sigma \\ &\quad + 4 \times K_{r\theta} d_1 \alpha_1^\sigma \beta_1^\sigma + 4 \times K'_{r\theta} \sqrt{d_1 d_2} \alpha_1^\sigma \beta_2^\sigma \\ &\quad + 8 \times K''_{r\theta} \sqrt{d_1 d_2} \alpha_2^\sigma \beta_2^\sigma), \end{aligned} \quad (11)$$

where the bending-induced variations for the bond length and the angle have been expressed as linear functions of

curvature; i.e., $\Delta d_i^\sigma = \alpha_i^\sigma \kappa$ and $\Delta \theta_i^\sigma = \beta_i^\sigma \kappa$, with $i = 1, 2$ and $\sigma = \pm$. We have introduced eight geometrical coefficients,

$$\alpha_1^\sigma = \frac{\partial d_1^\sigma}{\partial \kappa} \Big|_{\kappa=0}; \quad (12)$$

$$\alpha_2^\sigma = \frac{\partial d_2^\sigma}{\partial \kappa} \Big|_{\kappa=0}; \quad (13)$$

$$\beta_1^\sigma = \frac{\partial \theta_1^\sigma}{\partial \kappa} \Big|_{\kappa=0}; \quad (14)$$

$$\beta_2^\sigma = \frac{\partial \theta_2^\sigma}{\partial \kappa} \Big|_{\kappa=0}. \quad (15)$$

The elastic bending modulus is determined by these eight geometrical coefficients. We thus will derive analytic expressions for these eight geometrical coefficients in the following.

A. Geometrical coefficients for armchair direction

We first derive geometrical coefficients for the armchair direction. We examine the structure change for the SLBP after it is bent in the armchair direction as shown in Fig. 1 (d). For the intra-group bond length d_1^+ (eg. r_{23}), both atoms 2 and 3 are in the outer cylindrical surface with radius $R + d$. We find the lattice vector to be

$$\begin{aligned} \vec{r}_{23} &= \begin{pmatrix} (R+d) \cos \left[\kappa \left(\frac{1}{2} - u \right) a_1 \right] \\ (R+d) \sin \left[\kappa \left(\frac{1}{2} - u \right) a_1 \right] \\ \frac{1}{2} \end{pmatrix} \\ &- \begin{pmatrix} (R+d) \cos (\kappa u a_1) \\ (R+d) \sin (\kappa u a_1) \\ 0 \end{pmatrix}. \end{aligned} \quad (16)$$

The first derivative of the lattice vector is

$$\frac{\partial \vec{r}_{23}}{\partial \kappa} \Big|_{\kappa=0} = \begin{pmatrix} -\frac{1}{4} \left(\frac{1}{2} - 2u \right) a_1^2 \\ d \left(\frac{1}{2} - 2u \right) a_1 \\ 0 \end{pmatrix}. \quad (17)$$

As a result, the first derivative of the bond length is

$$\begin{aligned} \alpha_1^+ &= \frac{\partial r_{23}}{\partial \kappa} \Big|_{\kappa=0} = \frac{1}{r_{23}} \vec{r}_{23} \cdot \frac{\partial \vec{r}_{23}}{\partial \kappa} \\ &= \frac{d}{d_1} \left(\frac{1}{2} - 2u \right)^2 a_1^2 = 1.0485 \text{\AA}^2. \end{aligned} \quad (18)$$

For the intra-group bond length d_1^- (eg. r_{16}) on the inner cylindrical surface, an analogous derivation gives $\alpha_1^- = -\alpha_1^+ = -1.0485 \text{\AA}^2$.

The inter-group bond length is $d_2^+ = d_2^- = r_{12}$. The lattice vector \vec{r}_{12} is

$$\vec{r}_{12} = \begin{pmatrix} 2d \cos(\kappa u a_1) \\ 2R \sin(\kappa u a_1) \\ 0 \end{pmatrix}. \quad (19)$$

The first derivative of the lattice vector is

$$\frac{\partial \vec{r}_{12}}{\partial \kappa} \Big|_{\kappa=0} = 0. \quad (20)$$

The first derivative of the bond length is

$$\alpha_2^\pm = \frac{\partial r_{12}}{\partial \kappa} = \frac{1}{r_{12}} \vec{r}_{12} \cdot \frac{\partial \vec{r}_{12}}{\partial \kappa} = 0. \quad (21)$$

We now examine the variation for the intra-group angle $\Delta\theta_1^+$ (eg. θ_{328}). From the definition $\cos\theta_1^+ = \hat{n}_{23} \cdot \hat{n}_{28}$, we get the first derivative of the angle

$$\begin{aligned} \beta_1^+ &= \frac{\partial \theta_1^+}{\partial \kappa} \Big|_{\kappa=0} = -\frac{1}{\sin\theta_1} (\hat{n}_{23}' \cdot \hat{n}_{28} + \hat{n}_{23} \cdot \hat{n}_{28}') \\ &= -\frac{1}{\sin\theta_1} \left[2 \frac{dd_1 - \alpha_1}{d_1^3} \left(\frac{1}{2} - 2u \right)^2 a_1^2 + \frac{2\alpha_1}{d_1^3} \frac{1}{4} a_2^2 \right] \\ &= -1.0481\text{\AA}. \end{aligned}$$

For the other intra-group angle $\theta_1^- = \theta_{561}$, an analogous derivation gives $\beta_1^- = -\beta_1^+ = 1.0481\text{\AA}$.

For the inter-group angle θ_2^+ (eg. θ_{321}), we get the derivative of the angle,

$$\begin{aligned} \beta_2^+ &= \frac{\partial \theta_2}{\partial \kappa} \Big|_{\kappa=0} \\ &= -\frac{1}{\sin\theta_2} \left[\frac{d}{d_1 d_2} \left(\frac{1}{2} - 2u \right)^2 a_1^2 + \frac{\alpha_1}{d_1^2 d_2} 2u \left(\frac{1}{2} - 2u \right) a_1^2 \right] \\ &= -0.5684\text{\AA}. \end{aligned}$$

For the other inter-group angle θ_2^- (eg. θ_{612}), an analogous derivation gives $\beta_2^- = -\beta_2^+ = 0.5684\text{\AA}$.

B. Geometrical coefficients for zigzag direction

We now derive the geometrical coefficients for the zigzag direction; i.e., the SLBP is bent in the zigzag direction as shown in Fig. 1 (e). For the intra-group bond length d_1^+ (eg. r_{23}), the lattice vector in the bent SLBP is

$$\vec{r}_{23} = \begin{pmatrix} (R+d) \cos(\kappa \frac{1}{2} a_2) \\ (R+d) \sin(\kappa \frac{1}{2} a_2) \\ (-\frac{1}{2} + u) a_1 \end{pmatrix} - \begin{pmatrix} R+d \\ 0 \\ -u a_1 \end{pmatrix}. \quad (22)$$

The first derivative of the lattice vector is

$$\frac{\partial \vec{r}_{23}}{\partial \kappa} \Big|_{\kappa=0} = \begin{pmatrix} -\frac{1}{8} a_2^2 \\ \frac{d}{2} a_2 \\ 0 \end{pmatrix}. \quad (23)$$

The first derivative of the bond length is

$$\alpha_1^+ = \frac{\partial r_{23}}{\partial \kappa} \Big|_{\kappa=0} = \frac{1}{r_{23}} \vec{r}_{23} \cdot \frac{\partial \vec{r}_{23}}{\partial \kappa} = \frac{1}{d_1} \frac{d}{4} a_2^2 = 1.3097\text{\AA}^2. \quad (24)$$

For the other intra-group bond length d_1^- (eg. r_{16}), an analogous derivation gives $\alpha_1^- = -\alpha_1^+ = -1.3097\text{\AA}^2$.

The inter-group bond length is $d_2^+ = d_2^- = r_{12}$. The lattice vector \vec{r}_{12} is

$$\vec{r}_{12} = \begin{pmatrix} R-d \\ 0 \\ u a_1 \end{pmatrix} - \begin{pmatrix} R+d \\ 0 \\ -u a_1 \end{pmatrix} = \begin{pmatrix} -2d \\ 0 \\ 2u a_1 \end{pmatrix}. \quad (25)$$

The first derivative of the lattice vector is

$$\frac{\partial \vec{r}_{12}}{\partial \kappa} \Big|_{\kappa=0} = 0. \quad (26)$$

The first derivative of the bond length is

$$\alpha_2^\pm = \frac{\partial r_{12}}{\partial \kappa} = \frac{1}{r_{12}} \vec{r}_{12} \cdot \frac{\partial \vec{r}_{12}}{\partial \kappa} = 0. \quad (27)$$

For the variation of the intra-group angle $\Delta\theta_1^+$ (eg. $\Delta\theta_{328}$), we get the first derivative of the angle

$$\begin{aligned} \beta_1^+ &= \frac{\partial \theta_1^+}{\partial \kappa} \Big|_{\kappa=0} \\ &= \frac{-1}{\sin\theta_1} \left[-\frac{1}{2} \frac{d}{d_1^2} a_2^2 - \frac{2\alpha_1}{d_1^3} \left[-\frac{1}{4} a_2^2 + \left(-\frac{1}{2} + 2u \right)^2 a_1^2 \right] \right] \\ &= 1.0503\text{\AA}. \end{aligned} \quad (28)$$

For the other intra-group angle θ_1^- (eg. θ_{561}), an analogous derivation gives $\beta_1^- = -\beta_1^+ = 1.0503\text{\AA}$.

For the inter-group angle θ_2^+ (eg. θ_{321}), we get the first derivative of the angle

$$\begin{aligned} \beta_2^+ &= \frac{\partial \theta_2}{\partial \kappa} \Big|_{\kappa=0} \\ &= -\frac{1}{\sin\theta_2} \left[\frac{d}{d_1 d_2} \frac{1}{4} a_2^2 - \frac{\alpha_1}{d_1^2 d_2} 2u \left(-\frac{1}{2} + 2u \right) a_1^2 \right] \\ &= -0.7217\text{\AA}. \end{aligned} \quad (29)$$

Similarly, for the other inter-group angle θ_2^- (eg. θ_{612}), an analogous derivation gives $\beta_2^- = -\beta_2^+ = 0.7217\text{\AA}$.

C. Discussions on bending modulus

In the above, all geometrical coefficients have been derived analytically for armchair and zigzag directions. These geometrical coefficients are summarized in Tab. II. To validate the analytic derivations, these analytic results are checked against the numerical results in Figs. 2 and 3. Lines illustrate the analytic results, while numerical results are displayed by points. For a given curvature κ , the bond length d_i^σ and angle θ_i^σ (with $i = 1, 2$)

TABLE II: Geometrical coefficients for bent SLBP with curvature κ . The other four parameters are $\alpha_1^- = -\alpha_1^+$, $\alpha_2^- = -\alpha_2^+$, $\beta_1^- = -\beta_1^+$ and $\beta_2^- = -\beta_2^+$. The dimension is \AA^2 and \AA for α and β , respectively.

	α_1^+	α_2^+	β_1^+	β_2^+
arm	1.0485	0.0	-1.0481	-0.5684
zig	1.3097	0.0	1.0503	-0.7217

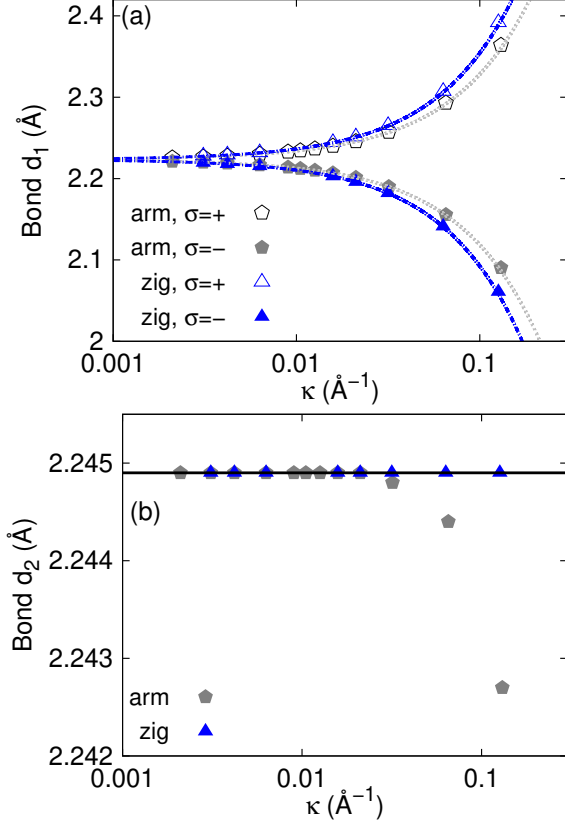


FIG. 2: (Color online) The curvature (κ) dependence for bond length. The SLBP is bent either in the armchair or zigzag direction. (a) The intra-group bond length d_1^\pm . Numerical results are denoted by points. Lines denote the analytic expressions $d_1^\sigma = d_1 + \alpha_1^\sigma \kappa$. (b) The inter-group bond length d_2^\pm . Numerical results are denoted by points. Lines denote the analytic expressions $d_2^\sigma = d_2 + \beta_2^\sigma \kappa$. Quantities with $\sigma = +$ have opposite behavior from those with $\sigma = -$.

are calculated numerically from a SLBP nanotube with radius $R = 1/\kappa$, where P atoms are on the inner cylindrical surface with $R - d$ and outer cylindrical surface with $R + d$. Fig. 2 (a) shows that, the bending-induced variation for the intra-group bond d_1^σ from the analytic expressions agree quite well with the numerical results up to $\kappa = 0.1 \text{ \AA}^{-1}$. There are some small deviations (less than 0.1%) between the analytic results and the numerical results for the inter-group bond length d_2 for $\kappa > 0.06 \text{ \AA}^{-1}$ as shown in Fig. 2 (b). This deviation is

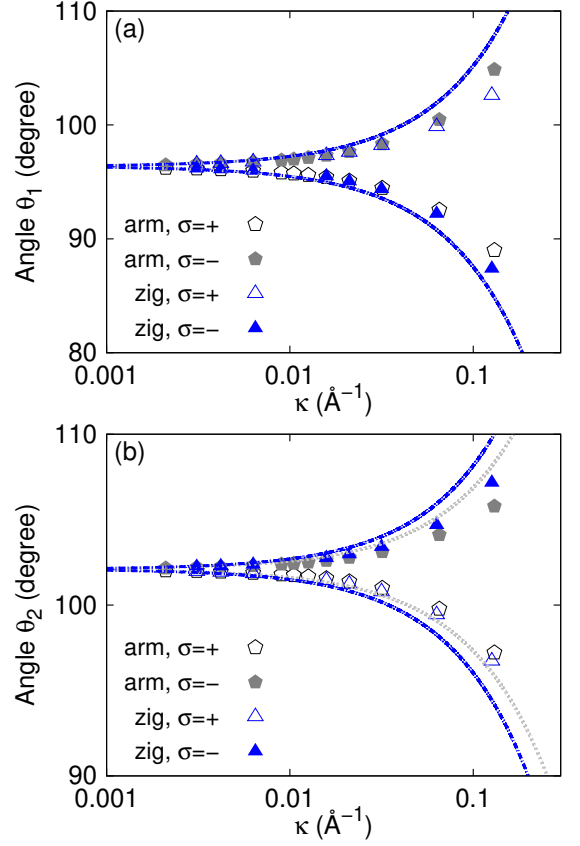


FIG. 3: (Color online) The curvature (κ) dependence for angle. The SLBP is bent either in the armchair or zigzag direction. (a) The intra-group angle θ_1^\pm . Numerical results are denoted by points. Lines denote the analytic expressions $\theta_1^\sigma = \theta_1 + \beta_1^\sigma \kappa$. (b) The inter-group angle θ_2^\pm . Numerical results are denoted by points. Lines denote the analytic expressions $\theta_2^\sigma = \theta_2 + \beta_2^\sigma \kappa$. Quantities with $\sigma = +$ have opposite behavior from those with $\sigma = -$.

quite small. Fig. 3 shows that the analytic expressions for the angle variation agree with the numerical results. These numerical calculations prove that the analytic expressions are valid and are suitable for bending with small curvature.

Inserting geometrical coefficients into Eq. (11), the obtained bending modulus is 4.3147 eV and 8.6014 eV along the armchair and zigzag directions, respectively. These values are sandwiched between the value of 1.4 eV for single-layer graphene^{19–21} and the value of 9.61 eV for the single-layer MoS_2 .²³ Through the analytic derivation, we can find that the finite thickness is very important for the SLBP to have a higher bending modulus than graphene. More explicitly, all geometrical coefficients are proportional to the finite thickness ($2d$) for the SLBP. As a result, the bending modulus is proportional to d^2 , which agrees with the well-known relationship from the shell theory, $D = E^{2D}h^2/(12(1 - \nu^2))$, with E^{2D} as the two-dimensional stiffness, h as the thickness, and ν as the

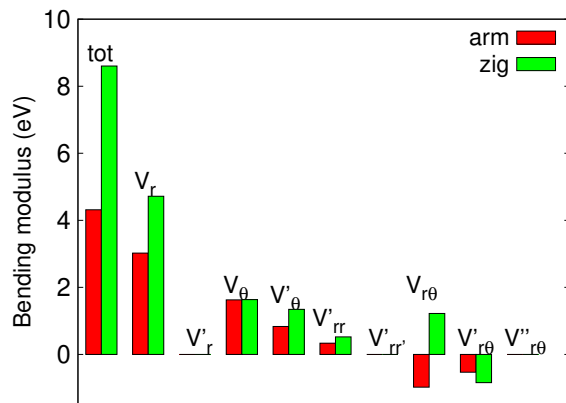


FIG. 4: (Color online) The bending modulus in the SLBP that is bent in the armchair or zigzag direction. The bending modulus contributed by each VFFM potential term is displayed by a set of symbol. The total bending modulus is also displayed in the first set of symbol.

Poisson's ratio.

The bending modulus in the zigzag direction is obviously larger than the armchair direction. Fig. 4 compares the bending modulus value contributed by each VFFM potential term in the armchair and zigzag directions. All VFFM potential terms give larger bending modulus in the zigzag direction than the armchair direction, except the $V'_{r\theta}$ term that contributes larger value for the bending

modulus in the armchair direction. There are three potential terms (V'_r , $V'_{rr'}$, and $V''_{r\theta}$) having no contribution to the bending modulus in both armchair and zigzag directions. It is because $\alpha_2^\pm = 0$; i.e., the inter-group bond length d_2 doesn't change during the bending of the SLBP. It is quite interesting that $V_{r\theta}$ and $V'_{r\theta}$ contribute negative value for the bending modulus, because the bond length and angle have opposite variation behavior during the bending of the SLBP.

V. CONCLUSION

To summarize, we have derived an analytic formula for the elastic bending modulus of the SLBP, using the VFFM potential. The obtained bending modulus is proportional to the finite thickness of the SLBP, which agrees with the elastic theory. The anisotropy in the bending modulus is discussed based on the individual contribution from each VFFM potential term. There are six VFFM potential terms that have nonzero contribution to the bending modulus, and only one of these six terms leads to larger bending modulus in the armchair direction, while the other five terms give larger bending modulus in the zigzag direction. As a result, the bending modulus is obviously larger in the zigzag direction.

Acknowledgements The work is supported by the Recruitment Program of Global Youth Experts of China and the start-up funding from Shanghai University.

* Corresponding author: jwjiang5918@hotmail.com

- ¹ L. Li, Y. Yu, G. J. Ye, Q. Ge, X. Ou, H. Wu, D. Feng, X. H. Chen, and Y. Zhang, *Nature Nanotechnology* **9**, 372 (2014).
- ² H. Liu, A. T. Neal, Z. Zhu, D. Tomnek, and P. D. Ye, *ACS Nano* **8**, 4033 (2014).
- ³ M. Buscema, D. J. Groenendijk, S. I. Blanter, G. A. Steele, H. S. van der Zant, and A. Castellanos-Gomez, Preprint at <http://arxiv.org/abs/1403.0565v1> (2014).
- ⁴ M. Buscema, D. J. Groenendijk, G. A. Steele, H. S. van der Zant, and A. Castellanos-Gomez, *Nature Communications* **5**, 4651 (2014).
- ⁵ S. Appalakondaiah, G. Vaitheeswaran, S. Lebegue, N. E. Christensen, and A. Svane, *Physical Review B* **86**, 035105 (2012).
- ⁶ Y. Du, C. Ouyang, S. Shi, and M. Lei, *Journal of Applied Physics* **107**, 093718 (2010).
- ⁷ A. S. Rodin, A. Carvalho, and A. H. C. Neto, *Physical Review Letters* **112**, 176801 (2014).
- ⁸ X. Peng, Q. Wei, and A. Copple, *Physical Review B* **90**, 085402 (2014).
- ⁹ F. Xia, H. Wang, and Y. Jia, *Nature Communications* **5**, 4458 (2014).
- ¹⁰ V. Tran, R. Soklaski, Y. Liang, and L. Yang, *Physical Review B* **89**, 235319 (2014).
- ¹¹ T. Low, A. S. Rodin, A. Carvalho, Y. Jiang, H. Wang,

- F. Xia, and A. H. C. Neto, *Physical Review B* **90**, 075434 (2014).
- ¹² R. Fei and L. Yang, *Nano Letters* **14**, 2884 (2014).
- ¹³ J. Qiao, X. Kong, Z.-X. Hu, F. Yang, and W. Ji, *Nature Communications* **5**, 4475 (2014).
- ¹⁴ J.-W. Jiang and H. S. Park, *Journal of Physics D: Applied Physics* **47**, 385304 (2014).
- ¹⁵ G. Qin, Z. Qin, S.-Y. Yue, H.-J. Cui, Q.-R. Zheng, Q.-B. Yan, and G. Su, *arXiv:1406.0261* (2014).
- ¹⁶ Q. Wei and X. Peng, *Applied Physics Letters* **104**, 251915 (2014).
- ¹⁷ J.-W. Jiang and H. S. Park, *Nature Communications* **5**, 4727 (2014).
- ¹⁸ J.-W. Jiang, T. Rabczuk, and H. S. Park, Preprint at <http://arxiv.org/abs/1409.5297> (2014).
- ¹⁹ Z.-C. Ou-Yang, Z. bin Su, and C.-L. Wang, *Physical Review Letters* **78**, 4055 (1997).
- ²⁰ Z.-C. Tu and Z.-C. Ou-Yang, *Physical Review B* **65**, 233407 (2002).
- ²¹ Q. Lu, M. Arroyo, and R. Huang, *Journal of Physics D: Applied Physics* **42**, 102002 (2009).
- ²² L. Britnell, R. M. Ribeiro, A. Eckmann, R. Jalil, B. D. Belle, A. Mishchenko, Y.-J. Kim, R. V. Gorbachev, T. Georgiou, S. V. Morozov, A. N. Grigorenko, A. K. Geim, C. Casiraghi, A. H. C. Neto, and K. S. Novoselov, *Science* **340**, 1311 (2013).

- ²³ J.-W. Jiang, Z. Qi, H. S. Park, and T. Rabczuk, Nanotechnology **24**, 435705 (2013).
- ²⁴ Y. Takao, Physica (Amsterdam) **105B**, 580 (1981).
- ²⁵ C. Kaneta, H. Katayama-Yoshida, and A. Morita, Solid State Communications **44**, 613 (1982).
- ²⁶ J.-W. Jiang, H. S. Park, and T. Rabczuk, Journal of Applied Physics **114**, 064307 (2013).