

Application of gold in the field of heterogeneous catalysis

Siwei Luo¹

¹Ohio State University, Columbus, OH 43210

Abstract:

Gold has been long thought as an inert metal which finds most of its use in jewelry and monetary exchange. However, catalysis by gold has rapidly become a hot topic in chemistry ever since Haruta and Hutchings found gold to be an extraordinary good heterogeneous catalyst in certain reactions. Here in this paper, several model reactions which made gold historically famous as a catalyst and a currently hot topic will be demonstrated, such as oxidation of CO, selective oxidation, and hydrodechlorination. Conclusions on the chemical nature of gold will be made as well as future perspectives of designing gold as a better catalyst.

0. Introduction

Gold has been a highly sought-after precious metal for coinage, jewelry, and other arts since the beginning of recorded history. Chemically, gold is a transition metal rich in coordination numbers. However, compared with other metals, bulk gold is chemically least reactive which hardly involves in any catalytic reactions. Even if any, gold was not showed to be better than its fellows, such as Pd, Pt, and Ag.[1-5] However, a breakthrough was triggered by Haruta and Hutchings independently and almost simultaneously in around 1987 that gold served as an extraordinary good heterogeneous catalyst in the low-temperature oxidation of CO and the hydrochlorination of ethyne to vinyl chloride, respectively. For the very first time, gold was showed to be the irreplaceable catalyst for these reactions, in sharp contrast to its poor catalytic performance before.

For both CO oxidation and hydrochlorination, the active gold constituent was down to nano-scale. Although gold in bulk is poorly active as a catalyst, it turns out to be uniquely active when deposited as nanoparticles (NPs) with diameters smaller than 5 nm on base metal oxides, carbons, and polymers. There are three important factors that define the catalysis by gold: selection of support materials, size and shape (contact structure) control. The characteristic features of gold catalysts are firstly ambient temperature activity, secondly promotion by water, and lastly unique selectivity which is usually different from that of Pd and Pt. Gold NPs deposited on semiconductor metal oxides such as TiO_2 , Co_3O_4 , and Fe_2O_3 exhibit markedly high catalytic activity for CO oxidation even at a temperature as low as 200K. They have already been commercially applied to an odor eater for rest rooms in Japan.

With the flourishing development of nanoscience, catalysis by gold has rapidly become a hot topic in chemistry, with a new discovery being made almost every week. Table 1 shows gold catalysts with selected materials can promote many reactions, which, when catalyzed by other metals, usually need much higher temperatures and lead to lower selectivity. Figure 1 shows the number of publications on gold catalysis from 1900 to 2005, indicating gold catalysis, especially heterogeneous catalysis has become a highly dynamic hot spot in the field of catalysis research.

Table 1. Reactions catalyzed by gold. Adapted from [1-5]

Type of reaction	Reactant	Temperature (K)	Support	Notes
Complete oxidation	CO	200–400	Be(OH) ₂ , Mg(OH) ₂ , Mn ₂ O ₃ , Fe ₂ O ₃ , etc.	acidic metal oxides are excluded as a support.
	HCHO	300–450	TiO ₂	regenerable by sun light
	CH ₃ OH	300–450	TiO ₂	regenerable by sun light
	CH ₄ , C ₃ H ₈	450–650	Co ₃ O ₄	as active as Pd, Pt catalysts
	trimethylamine	330–500	Fe ₂ O ₃ , NiFe ₂ O ₄	commercialized for odor eater
Oxidative decomposition	chlorofluorocarbon	550–823	Co ₃ O ₄ , Al ₂ O ₃ , LaF ₃	LaF ₃ for HCN Eynthesis
	o-chlorophenol	450–550	Fe ₂ O ₃	integrated with Pt/SnO ₂ + Ir/La ₂ O ₃
	dioxin	400–500	Fe ₂ O ₃	integrated with Pt/SnO ₂ + Ir/La ₂ O ₃
Reduction or decomposition of NO _x	NO + C ₃ H ₆	450–800	Al ₂ O ₃	to N ₂ , mixed with Mn ₂ O ₃
	N ₂ O (+ O ₂ + H ₂ O)	500–	Co ₃ O ₄	to N ₂
Oxidation or Reduction of CO _x	CO + H ₂ O	400–500	TiO ₂ , ZrO ₂ , CeO ₂	to CO ₂ + H ₂
	CO + 2H ₂	400–500	ZnO	to methanol
	CO ₂ + 3H ₂	400–500	ZnO	to methanol
	CO ₂ + 3H ₂	400–500	TiO ₂	to CO
Selective oxidation	C ₃ H ₆ + H ₂ + O ₂	300–500	TiO ₂ (anatase), Ti-SiO ₂	to propylene oxide
	C ₃ H ₈ + O ₂ + H ₂	300–400	TiO ₂ (anatase)	to acetone
	C ₄ H ₁₀ + O ₂ + H ₂	300–400	TiO ₂ (anatase)	to butanol
	glycols	room temp.	activated carbon	to α-hydroxy acids, liquid phase
Selective hydrogenation	CH≡CH	400–500	Al ₂ O ₃	to ethylene
	CH ₂ =CH-CH=CH ₂	400–500	Al ₂ O ₃ , SiO ₂ , TiO ₂	to butenes
	crotonaldehyde	500–550	ZnO	to crotyl alcohol
	acrolein	513–593	ZrO ₂	to allyl alcohol
Hydrochlorination	CH≡CH	373–393	AuCl ₃ /activated carbon	to vinyl chloride

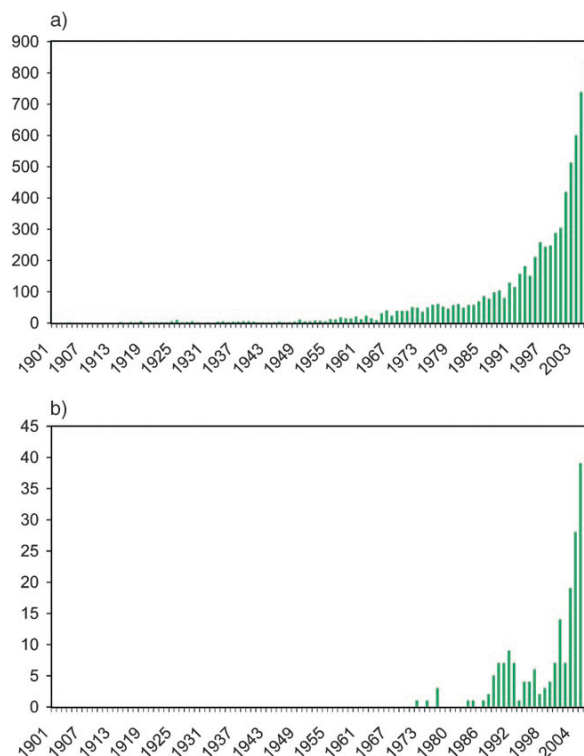


Figure 1. Publications on gold catalysis. a) Number of publications on “gold catalysis” from 1900 to May 2006. b) Number of publications on “homogeneous gold catalysis” only, showing how heterogeneous catalysis is still dominating. Adapted from [1-5]

1. Low temperature oxidation of CO

In the 1980s, Haruta et al. reported the supported gold catalysts were very active in the oxidation of CO even at temperatures significantly below 0°C (Figure 2). This surprisingly high activity, which has not been reached by other metals, is regarded as the very first potent evidence of gold's potential as a catalyst.

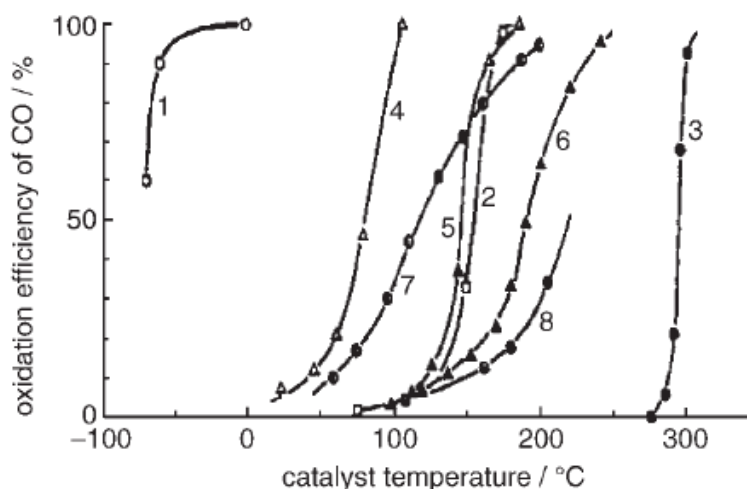


Figure 2. CO conversion over various catalysts as a function of temperature. Adapted from [1-5]

Certain principal factors have been agreed on for the high activity of supported Au NPs in low temperature oxidation of CO. However, the contribution of these factors is still disputing. Haruta and co-workers examined TiO₂ supported Pt and Au catalysts prepared with different methods, and showed that metal dispersion was dependent of preparation methods. According to the observation of Haruta, the deposition-precipitation method, which formed hemispherical metal particles adhering to the support (Figure 3), showed higher turnover frequency (TOF) than impregnation and photochemical deposition methods which formed spherical particles that have little interaction with the support. While for Pt/TiO₂, TOF was barely affected by the preparation methods, indicating only Pt involved in the reaction. Thus, the strong Au-support interaction must be responsible for the reaction mechanism of CO oxidation on Au/TiO₂.

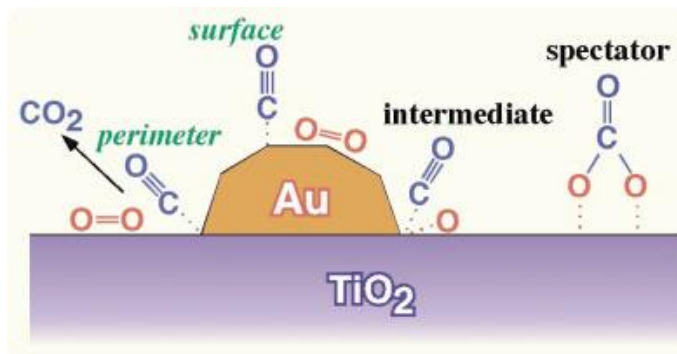


Figure 3. Schematic representation for CO oxidation pathways over Au/TiO₂. Adapted from [1-5]

The impact of Au NPs size on the activity of CO oxidation was performed by both Haruta and Goodman and co-workers. Goodman discovered that Au/TiO₂ catalysts, either prepared by precipitation or by vapor-deposition, reach a maximum activity with the cluster size approximately at 3.0 nm (Figure 5). This is in great accordance with Haruta's founding of the size dependency on catalytic activity with Au on different supports (Figure 4).

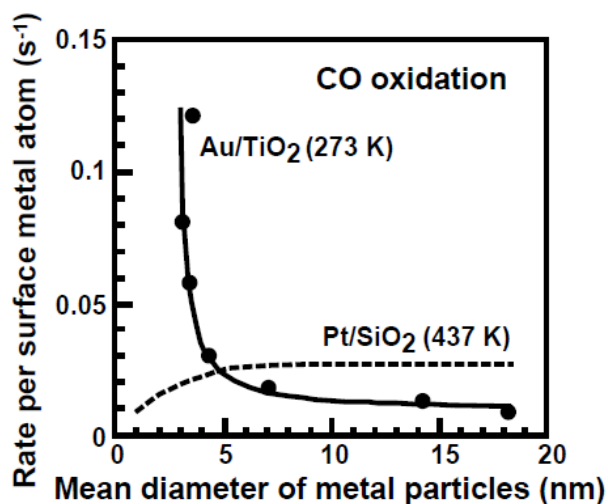


Figure 4. Turnover frequency (TOF) for CO oxidation over Au/TiO₂ as a function of the mean diameter of Au particles. Adapted from [1-5]

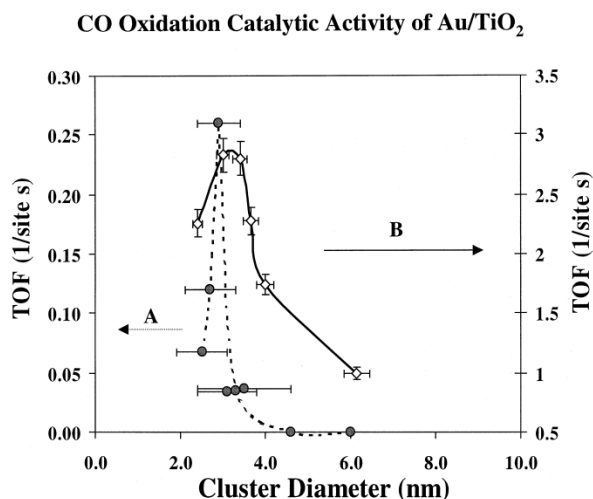


Fig 5. CO oxidation turnover frequencies _TOFs. as a function of the Au cluster size supported on TiO₂ . Adapted from [1-5]

The nature and properties of oxide support, such as main group element oxides (Si, Mg, Sn), transition metal oxides (Fe, Ti, Ce) and mixed SiTiO gels, were examined by Grzyowska and co-workers. And transition metal oxide supports were found to be more active for CO oxidation than the main group element oxides.

Two different types of mechanisms for explaining the reaction were proposed. One involved only the Au NPs itself, while the other emphasized the interaction with the support. Although the dispute exists, a lot of studies have been done in kinetics, such as temperature studies and the kinetic isotope effect. Kinetic studies indicate CO and O₂ absorb competitively onto the surface and the surface reaction of CO and O₂ is the rate limiting step, with an experimentally determined rate expression of $\alpha[\text{CO}]^{0.05}[\text{O}_2]^{0.24}$. Furthermore, three temperature regions in the Arrhenius plot from 90K to 400K indicate three possible pathways for CO oxidation. Finally, water was proved to be irresponsible for the reaction mechanism due to the absence of a deuterium effects.

Although the convergence as to the mechanism for low temperature CO oxidation still exists due to the difficulty in quantifying variables such as preparation methods, types of supports, and the oxidation state of gold, the fact that supported gold catalysts are unique in the low temperature

oxidation of CO will make gold very promising in the future industrial application like fuel cells in the presence of H_2 , H_2O , and CO_2 . [1-5]

2. Selective oxidation of alcohols and polyols

Alcohols and polyols provide a series of practical starting materials for producing a variety of chemicals as they can be obtained from natural and renewable sources in large amounts. In particular, selective oxidation can transform alcohols and polyols into the corresponding carbonylic or carboxylic derivatives which both generally represent attractive chemicals for organic synthesis. [1-5]

Selective oxidation of alcohols performed using oxygen in the presence of a catalytic system represents one of the most challenging reactions as it can be considered really attractive for its low environmental impact especially if compared to stoichiometric oxidation. Presently, there is a concurrence in competing properties among Ru, Pt, Pd and Au catalysts, gold based catalysts being among the most promising in terms of both selectivity and activity. [1-5]

Take selective oxidation of glycerol for example. Two research groups have been very active in oxidation of glycerol under mild conditions using gold based catalysts. Although the diversity of the possible reaction products (Figure 6) sets up a barrier of achieving high selectivity of our desired ones, Hutching's group proved the uniqueness of gold in selective oxidation. Using graphite as a support, in water solution at 60°C and in the presence of NaOH, 100% selectivity to sodium glycerate could be readily achieved at 50-60% conversion. [1-5]

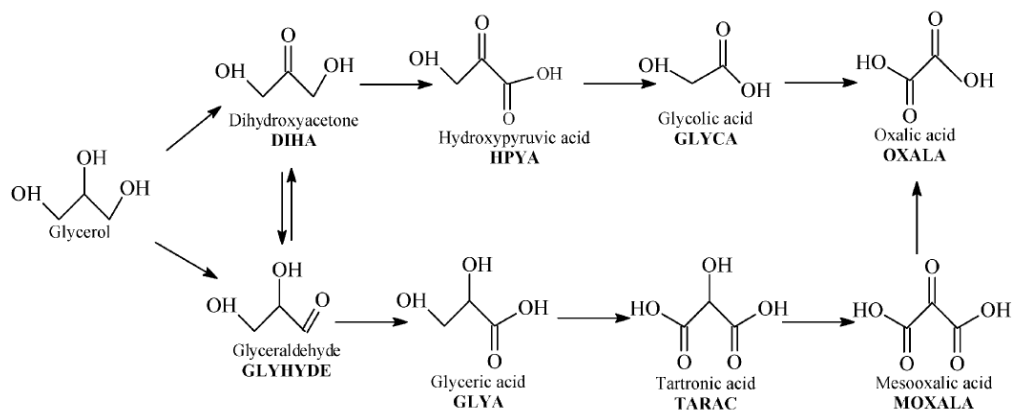


Figure 6. Reaction pathway for glycerol oxidation under basic conditions. Adapted from [1-5]

Another research group: Prati's group, carried out more detailed investigation of glycerol oxidation with gold. In his early study, the relationship between supported gold particles size and selectivity was established, indicating that the larger gold particle size (20nm), supported on suitable carbons, gave rise to low TOFs but very high selectivity of glycerate under mild conditions (30°C, 3 bar air). The yields were reported to be as high as 92%.

In his recent studies, another transition metal, such as Pt, and Pd, was incorporated into the gold catalysts as structured bimetallic NPs with the purpose of achieving both high activity and selectivity. The following findings were reported:

1. Compared with monometallic catalysts (Pd, Pt, Au), bimetallic ones (Pd-Au, Pt-Au) increased the activity significantly, suggesting a synergistic effect between Au and the other two metals. Selectivity to desired products was found to be dependent of particle size, morphology of the bimetallic particles and support. High selectivity to glyceric acid was favored by gold, while palladium favored the further transformation of glyceric acid to tartronic acid, and platinum favored further more to glyconic acid. As the same with monometallic gold, larger particle size showed lower activity while higher selectivity than smaller particle size.
2. A volcano-shaped relationship between the activity or selectivity with the bimetallic atomic ratio in $\text{Au}_x\text{Pd}_y/\text{C}$ catalysts was observed.

3. Activity and selectivity were affected by the nature of supports (carbon, graphite, TiO_2 , Ti/SiO_2 , SiO_2)

3. Gold in hydrodechlorination reactions

Groundwater contaminated by hazardous chlorinated compounds, especially chlorinated ethenes, continues to be a significant environmental problem in industrialized nations. Palladium-based materials have been shown to be very effective as hydrodechlorination catalysts for the removal of chlorinated ethenes and other related compounds. However, relatively low catalytic activity and a propensity for deactivation are significant issues that prevent their widespread use in groundwater remediation. A recent work [6-22] in Wong's lab shows that palladium-on-gold nanoparticles (Pd/Au NPs) catalyze the hydrodechlorination (HDC) of trichloroethene (TCE) in water, at room temperature, and in the presence of hydrogen, with the most active Pd/Au material found to be that was >10, >70, and >2000 times higher than monometallic Pd NPs, Pd/ Al_2O_3 , and Pd black, respectively.

4. Conclusion

Gold, when its size down to nano-scale, robust catalytic activity emerges, favoring a lot of reactions with both high conversion and selectivity, such as CO oxidation at low temperature, selective oxidation of propylene, alcohols and polyols, selective hydrogenation, hydrochlorination, hydrodechlorination, etc. The uniqueness of catalysis by gold, as concluded by Haruta, lies in: strong interaction between gold and the support, the nature of the support, the size of the gold particles. Furthermore, the incorporation of another metal, such as Pt or Pd, can have synergistic effect leading to both high conversion and selectivity. The uniqueness and synergy of gold make it a very important metal as a catalyst both in fundamental research where ultra small gold cluster is super active and in green chemistry where room temperature conversion of biomass and pollutants are crucial.

5. References

1. Carrettin, S., P. McMorn, P. Johnston, K. Griffin, C. Kiely, G. Attard, and G. Hutchings, Oxidation of Glycerol Using Supported Gold Catalysts. *Topics in Catalysis*, 2004. **27**(1-4): p. 131-136.
2. Carrettin, S., P. McMorn, P. Johnston, K. Griffin, C.J. Kiely, and G.J. Hutchings, Oxidation of glycerol using supported Pt, Pd and Au catalysts. *Physical Chemistry Chemical Physics*, 2003. **5**(6): p. 1329-1336.
3. Haruta, M., When Gold Is Not Noble: Catalysis by Nanoparticles. *The Chemical Record*, 2003. **3**(2): p. 75-87.
4. Hashmi, A.S.K. and G.J. Hutchings, Gold Catalysis. *Angewandte Chemie International Edition*, 2006. **45**(47): p. 7896-7936.
5. Della Pina, C., E. Falletta, L. Prati, and M. Rossi, Selective oxidation using gold. *Chemical Society Reviews*, 2008. **37**(9): p. 2077-2095.
6. Pretzer, L.A., H.J. Song, Y.-L. Fang, Z. Zhao, N. Guo, T. Wu, J.T. Miller, and M.S. Wong. Regulating the Hydrodechlorination Activity of Pd-on-Au Nanoparticles Through Au Particle Size. in 22rd North American Catalysis Society Meeting. 2011.
7. Barron, A.R., *Physical Methods in Chemistry and Nano Science*. Connexions: Houston, TX, 2012: p. 365.
8. Pretzer, L.A., H.J. Song, Y.-L. Fang, Z. Zhao, N. Guo, T. Wu, J.T. Miller, and M.S. Wong. Hydrodehalogenation activity of Pd-on-Au nanoparticles: A function of Au particle size and Pd surface coverage. in Abstracts of Papers of the American Chemical Society. 2012. AMER CHEMICAL SOC 1155 16TH ST, NW, WASHINGTON, DC 20036 USA.
9. Zhao, Z., J. Arentz, J. Clomburg, R. Gonzalez, L.A. Pretzer, N. Schweitzer, J.T. Miller, and M.S. Wong. Modulating palladium-on-gold catalysis for glycerol oxidation with Pd surface coverage. in Abstracts of Papers of the American Chemical Society. 2012. AMER CHEMICAL SOC 1155 16TH ST, NW, WASHINGTON, DC 20036 USA.
10. Zhao, Z. and A. Barron, Gas Chromatography Analysis of the Hydrodechlorination Reaction of Trichloroethene. Connexions: Houston, TX, 2012.
11. Zhao, Z. and A. Barron, Dynamic Headspace Gas Chromatography Analysis. Connexions: Houston, TX, 2012.
12. Pretzer, L.A., H.J. Song, Y.-L. Fang, Z. Zhao, N. Guo, T. Wu, I. Arslan, J.T. Miller, and M.S. Wong, Hydrodechlorination catalysis of Pd-on-Au nanoparticles varies with particle size. *Journal of Catalysis*, 2013. **298**: p. 206-217.
13. Qian, H., L.A. Pretzer, J.C. Velazquez, Z. Zhao, and M.S. Wong, Gold nanoparticles for cleaning contaminated water. *Journal of Chemical Technology & Biotechnology*, 2013. **88**(5): p. 735-741.
14. Qian, H., M.S. Wong, Z. Zhao, J. Velazquez, and L.A. Pretzer. Mitigating Nitrate/Nitrite Water Emissions through Bimetal-catalyzed Reduction. in 23rd NAM: North American Catalysis Meeting. 2013.
15. Wong, M.S., L.A. Pretzer, J. Velazquez, Z. Zhao, and H. Qian. Synthesizing and Characterizing Catalysts Using Gold Nanoparticles as the Support Material. in 23rd NAM: North American Catalysis Meeting. 2013.
16. Zhao, Z. Pd-on-Au Surface Coverage Effect on Room-temperature Hydrogen Generation from Formic Acid. in 23rd North American Catalysis Society Meeting. 2013. Nam.
17. Zhao, Z., J. Arentz, L.A. Pretzer, P. Limpornpipat, J.T. Miller, and M.S. Wong. Modulating the Catalytic Activity and Selectivity of Palladium-Decorated Gold Nanoparticles With Pd Surface Coverage for Glycerol Oxidation. in AIChE meeting. 2013.

18. Zhao, Z., Y.-L. Fang, P.J.J. Alvarez, and M.S. Wong, Degrading perchloroethene at ambient conditions using Pd and Pd-on-Au reduction catalysts. *Applied Catalysis B: Environmental*, 2013. **140–141**(0): p. 468-477.
19. Qian, H., Z. Zhao, J.C. Velazquez, L.A. Pretzer, K.N. Heck, and M.S. Wong, Supporting palladium metal on gold nanoparticles improves its catalysis for nitrite reduction. *Nanoscale*, 2014. **6**(1): p. 358-364.
20. Wong, M.S., H. Qian, Z. Zhao, and L. Pretzer. Developing metal-on-metal catalysts for nitrate, nitrite and nitrophenol catalytic reduction. in 247th ACS National Meeting. 2014.
21. Zhao, Z., J. Arentz, L.A. Pretzer, P. Limpornpipat, J.M. Clomburg, R. Gonzalez, N.M. Schweitzer, T. Wu, J.T. Miller, and M.S. Wong, Volcano-shape glycerol oxidation activity of palladium-decorated gold nanoparticles. *Chemical Science*, 2014. **5**(10): p. 3715-3728.
22. Zhou, K., W. Wang, Z. Zhao, G. Luo, J.T. Miller, M.S. Wong, and F. Wei, Synergistic Gold–Bismuth Catalysis for Non-Mercury Hydrochlorination of Acetylene to Vinyl Chloride Monomer. *ACS Catalysis*, 2014: p. 3112-3116.