

WEAK GALACTIC HALO–DWARF SPHEROIDAL CONNECTION FROM RR LYRAE STARS

GIULIANA FIORENTINO¹, GIUSEPPE BONO^{2,3}, MATTEO MONELLI^{4,5}, PETER B. STETSON⁶, ELINE TOLSTOY⁷, CARME GALLART^{4,5}, MAURIZIO SALARIS⁸, CLARA MARTÍNEZ-VÁZQUEZ^{4,5} & EDOUARD J. BERNARD⁹

¹INAF-Osservatorio Astronomico di Bologna, via Ranzani 1, 40127, Bologna.

²Dipartimento di Fisica, Università di Roma Tor Vergata, Via della Ricerca Scientifica 1, 00133 Roma, Italy.

³INAF-Osservatorio Astronomico di Roma, Via Frascati 33, 00040 Monte Porzio Catone, Italy

⁴Instituto de Astrofísica de Canarias, Calle Via Lactea s/n, E38205 La Laguna, Tenerife, Spain.

⁵Departamento de Astrofísica, Universidad de La Laguna, E38200 La Laguna, Tenerife, Spain.

⁶National Research Council, 5071 West Saanich Road, Victoria, BC V9E 2E7, Canada.

⁷Kapteyn Astronomical Institute, University of Groningen, Postbus 800, 9700 AV Groningen, The Netherlands

⁸Astrophysics Research Institute, Liverpool John Moores University IC2, Liverpool Science Park 146 Brownlow Hill Liverpool L35RF, UK. and

⁹SUPA, Institute for Astronomy, University of Edinburgh, Royal Observatory, Blackford Hill, Edinburgh EH9 3HJ, UK

Draft version January 27, 2022

ABSTRACT

We discuss the role that dwarf galaxies may have played in the formation of the Galactic halo (Halo) using RR Lyrae stars (RRL) as tracers of their ancient stellar component. The comparison is performed using two observables (periods, luminosity amplitudes) that are reddening and distance independent. Fundamental mode RRL in six dwarf spheroidals and eleven ultra faint dwarf galaxies ($\sim 1,300$) show a Gaussian period distribution well peaked around a mean period of $\langle P_{\text{ab}} \rangle = 0.610 \pm 0.001$ days ($\sigma = 0.03$). The Halo RRL ($\sim 15,000$) are characterized by a broader period distribution.

The fundamental mode RRL in all the dwarf spheroidals apart from Sagittarius are completely lacking in High Amplitude Short Period (HASP) variables, defined as those having $P \lesssim 0.48$ days and $A_V \geq 0.75$ mag. Such variables are not uncommon in the Halo and among the globular clusters and massive dwarf irregulars. To further interpret this evidence, we considered eighteen globulars covering a broad range in metallicity ($-2.3 \lesssim [\text{Fe}/\text{H}] \lesssim -1.1$) and hosting more than 35 RRL each.

The metallicity turns out to be the main parameter, since only globulars more metal-rich than $[\text{Fe}/\text{H}] \sim -1.5$ host RRL in the HASP region. This finding suggests that dSphs similar to the surviving ones do not appear to be the major building-blocks of the Halo. Leading physical arguments suggest an *extreme* upper limit of $\sim 50\%$ to their contribution. On the other hand, massive dwarfs hosting an old population with a broad metallicity distribution (Large Magellanic Cloud, Sagittarius) may have played a primary role in the formation of the Halo.

Subject headings: Local Group — stars: variables: RR Lyrae

1. INTRODUCTION

The early suggestion by Searle & Zinn (1978) that the Milky Way (MW) outer Halo formed from the aggregation of protogalactic fragments was supported i) theoretically, by Λ CDM simulations of galaxy formation in which small galaxies form first and then cluster to form larger galaxies, and ii) observationally, by the discovery of stellar streams and merging satellites in the MW (Ibata et al. 1994) and in other galaxies. However, the characteristics of the halo building-blocks is still a matter of debate. In particular, the question of whether the current dwarf spheroidal (dSph) satellites of the MW are surviving representatives of the Halo’s building-blocks has been explored in several works (Tolstoy et al. 2009). The conclusions of these works differ in some details, but they suggest that there are difficulties in forming the Halo exclusively with dwarfs similar to current MW satellites. Among these, the studies using element ratios (Venn et al. 2004), of stellar populations in dSphs and in the Halo are based on tracers (RGs) covering a wide range in age. Thus, they suffer from the drawback that some of the dSph present a complex evolution spanning several Gyr, while the evolution of the halo building-blocks was likely interrupted at early times, when they were accreted into the halo. This is the reason why old stellar tracers are crucial in the comparison be-

tween the MW halo and dSphs.

A real possibility to isolate the ancient (age ≥ 10 Gyr) populations in these different stellar systems is offered by a special class of low mass, radial variables: RR Lyrae stars (RRLs). They pulsate in the fundamental (RRab) and in the first overtone mode (RRc). Due to their variability and relatively distinct light curves RRLs can be easily distinguished from other stars. Extensive variability surveys of our Galaxy have been performed and are nowadays releasing their final catalogues. We have compiled a huge catalogue ($\sim 14,700$ stars) from QUEST (Vivas et al. 2004; Zinn et al. 2014), ASAS (Szczygieł et al. 2009) and CATALINA (Drake et al. 2013) surveys that have classified RRLs and provided Johnson V-band magnitudes and amplitudes. The final catalog is mainly based on CATALINA RRLs (85%) and covers a large range in galactocentric distances ($5 \text{ Kpc} \lesssim d_G \lesssim 60 \text{ Kpc}$). Moreover, the sample radial distribution does not show evidence of gaps. This makes possible a direct comparison with dSphs where RRLs are always observed. We have gathered the results from accurate and quite complete photometric studies of classical dSphs (Draco, Carina, Tucana, Sculptor, Cetus and Leo I and some ultra faint dwarfs, hereinafter UFDs) that different research groups have carried out during the last ten years (see Stetson et al. 2014b).

In Stetson et al. (2014b) we performed a first detailed analysis of the RRLs properties using these sizable samples. Very

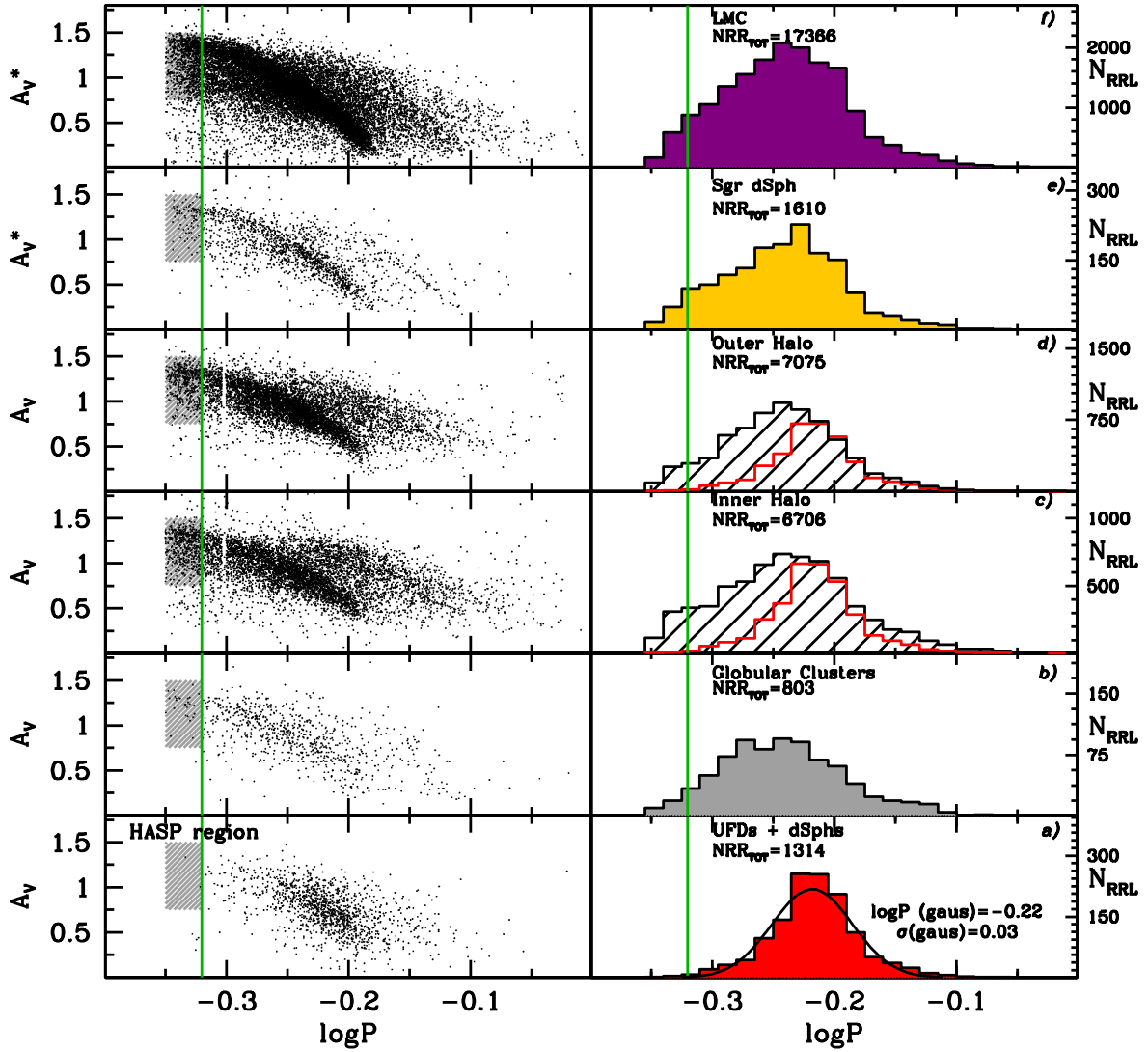


FIG. 1.— *Left* – Bailey diagram, Period vs V–Amplitude distributions for RRab observed in the LMC (*f* panel), in Sgr dSph (*e* panel), the Halo with $\log P \geq -0.35$ (top panels *c* and *d*), in GGCs (*b* panel), in six dSphs plus eleven UFDs (*a* panel). A_V^* is derived from A_I using the $A_I/A_V=0.63$ (Di Criscienzo et al. 2011). The green solid vertical line represents the minimum period observed for RRab in spheroidals, i.e. $P \sim 0.48$ d. We have highlighted the region where HASP RRab are missing (grey); *Right* – Period histograms for the same sample of RRab. Red histograms in panels *c* and *d* represent the UFD+dSphs distribution rescaled to the Halo ones as explained in the text.

interestingly, comparing their period–amplitude (or Bailey) diagrams, we highlighted that, in the sample of six dSphs plus eleven UFDs that we considered, there are *no* RRab stars with $A_V \geq 0.75$ mag and $P \lesssim 0.48$ d. This was first found by Bersier & Wood (2002) in Fornax and not explained by the temporal sampling of the observations, since their probability to detect a period in such a range was always higher than 66%. The authors attributed it instead to the transition period between RRab and RRC–type variables. The same applies to the Draco dSph as discussed by Catelan (2009). We have observed this evidence in another five dSphs and eleven UFDs and named it the missing High Amplitude Short Period (HASP) RRab problem in dSphs. This evidence can not be related to photometric incompleteness of a single photometric dataset, particularly since high amplitude RRLs are the easiest to recognize among the variable candidates.

In this letter, using the properties of RRab in GGCs and taking advantage of predictions from theoretical models, we propose an explanation for the missing HASP problem in dwarfs. We also give a rough estimate of the upper limit to the con-

tribution of dSph-like galaxies to the Halo stellar population. We close the letter extending the discussion to the possible contribution to the Halo of systems similar to the Large Magellanic Cloud (LMC) and the Sagittarius (Sgr) dwarfs.

2. THE MISSING HASP RRAB IN DSPHS

Fig. 1 shows the Bailey diagrams (left) and the period distributions (right) for the RRab observed in dSphs (*a* panel), in GGCs (*b* panel), in the inner ($d_G \lesssim 16^1$ Kpc, *c* panel) and in the outer ($d_G \gtrsim 16$ Kpc, *d* panel) halo. The boundary between inner and outer halo has been arbitrarily chosen to have comparable numbers of RRLs in the two samples and taking into consideration the value found in Carollo et al. (2007, $d_G \sim 15$ –20 Kpc). We take advantage also of the exceptionally complete LMC sample from OGLE III (*f* panel, Soszyński et al. 2010) and of the recent release of OGLE IV that includes Sgr (*e* panel, Soszyński et al. 2014). The shaded grey

¹ This distance is slightly smaller than the distance adopted by Stetson et al. 2014b (14 Kpc). The difference does not affect the conclusions of the paper.

TABLE 1
MEAN RRAB PROPERTIES.

	Gal.In halo	Gal.Out halo	dSphs +UFDs	LMC	Sgr	GCs
$\langle P_{ab} \rangle$	0.584 ± 0.001	0.576 ± 0.001	0.610 ± 0.001	0.575 ± 0.002	0.576 ± 0.001	0.580 ± 0.002
$\sigma_{P_{ab}}$	0.08	0.07	0.05	0.07	0.07	0.07

area shows the location in Bailey diagram of the HASP region. Our analysis focuses on fundamental RRLs ($\log P \gtrsim -0.35$). The shorter period first overtones will not be included, because they have smaller luminosity amplitudes and are, at fixed limiting magnitude, more affected than RRAb by completeness problems.

The period distributions of RRAb stars plotted in the right panels of Fig. 1 are quite different even if the mean periods achieve similar values to within 1σ (Table 1). In particular, the shape of the histogram corresponding to dSph and UFD is strikingly different from the rest. Not only the HASP are absent (except for two in Cetus, that appear to be peculiar for other reasons), but there is also a dearth (or a lower fraction) of short period variables ($P \lesssim -0.25$), compared to the other five samples. The symmetry of the dSphs period distribution can be fitted with a Gaussian function ($\sigma = 0.03$, see Fig. 1) and suggests also that metal–poor RRAb in UFDs are still a minor fraction of the entire sample ($\text{NRR}_{\text{UFD}}/\text{NRR}_{\text{UFD}+\text{dSphs}} = 3\%$). Indeed, the RRAb in UFDs tend to contribute significantly to the long period tail of dSphs (see Fig. 9 in Stetson et al. 2014b). The mean and the σ of the period distribution observed in dSphs (in bold in Table 1) does not increase when the RRAb sample is almost doubled thanks to the inclusion of newly detected RRAb stars (PBS, priv. comm.) in Fornax ($\gtrsim 1000$ RRAb) and Sculptor (~ 300).

2.1. Why HASP RRLs are missing in dSph?

Globular Clusters (GCs) are fundamental laboratories to constrain old stellar populations, since individually they host stars with similar age and chemical composition. To investigate the fine structure of the Instability Strips (IS) we selected 16 Galactic GCs hosting at least 35 RRLs according to the Clement et al. (2001) catalog (2013 edition, see Fig. 2). To extend the metallicity range covered by the selected GCs we included two LMC globulars, namely NGC 1466 and NGC 2257 (Walker 1992, 1993). The entire sample covers a range in metallicity of $[\text{Fe}/\text{H}]$ from ~ -2.3 to -1.1 (Harris 1996, 2010 edition). To constrain the metallicity dependence the entire sample of GCs was split into four arbitrary metallicity bins. Every bin in metallicity includes at least four GCs.

A glance at the data plotted in Fig 2 clearly shows that the HASP region starts to be filled only when RRLs have a metallicity $\gtrsim -1.5\text{dex}$. It becomes more populated when the metal content increases to -1dex . The above evidence suggests the hypothesis that metallicity is the key parameter causing the lack of HASPs in dSphs. It would imply that the maximum metallicity reached by the stellar population to which the RRL belong in dSphs is $[\text{Fe}/\text{H}] \lesssim -1.5\text{dex}$, and that the other stellar systems have reached a higher metallicity at the early time when they were still able to produce stars of a mass suitable for becoming today’s RRL. Additionally, a firm dependence of the *mean* periods on the metallicity can be observed in Figure 2. The $\langle P_{ab} \rangle$, when moving from the metal–poor to the metal–rich regime, decreases from 0.644 ± 0.007 to $0.599 \pm 0.006\text{d}$, while the $\langle P_c \rangle$ decreases from 0.364 ± 0.003 to $0.300 \pm 0.004\text{d}$. Moreover and even more importantly, the

fraction of HASPs over the total number of RRAb stars is vanishing in the two most metal–poor bins and becomes of the order of 3% and 14% in the two most metal–rich bins, in order of increasing metallicity.

To further validate the above trend we investigated the occurrence of HASPs in other nearby stellar systems (see Table 2). For some of these systems, space observations (in F606W filter) are available. In order to select the HASP RRAb we converted F606W amplitudes into the Johnson–Cousin photometric system, assuming $A_{F606W}/A_V = 0.92$ (Brown et al. 2004). We selected RRAb with periods shorter than 0.48d and luminosity amplitudes larger than $A_{F606W} = 0.69$. We found that the ratio of HASP RRL to total number of RRAb follows a trend similar to GCs, and indeed, they range from a few percent in systems where the mean metallicity is poor (SMC) to more than $\sim 10\%$ in more metal–rich systems (Bulge).

In this context, the two peculiar RRAb in Cetus (Bernard et al. 2009), located in the HASPs region, might trace the tail of a metal–rich stellar component. Their luminosity is $\sim 0.1\text{mag}$ fainter than the remaining ~ 500 RRLs, thus suggesting an important metallicity increase in the early star formation event experienced by this quite massive galaxy.

2.2. Insights from pulsation and evolutionary theory

Non-linear, convective hydrodynamical models of radial variables indicate that RRAb have their largest amplitudes close to the fundamental blue edge (FBE, Bono et al. 1994).

The FBE boundary is almost constant over a broad range of metal abundances ($-2.3 \lesssim [\text{Fe}/\text{H}] \lesssim -1.3$, Bono et al. (1995)). This means that the pulsation properties of an RRL across the IS are dictated mostly by its evolution. A change in chemical composition causes a change in stellar mass and in luminosity, and in turn a change in the morphology of the evolutionary paths crossing the IS. Pulsation and evolutionary prescriptions indicate that the minimum period reached by RRAb, i.e., the period at the FBE, decreases as the metal content increases. In particular, Bono et al. (1997) showed that $\log P_{ab}^{\text{min}}$ decreases from -0.26 to -0.37 when Z increases from 0.0001 ($[\text{Fe}/\text{H}] \sim -2.3$, using α -enhanced values) to 0.001 ($[\text{Fe}/\text{H}] \sim -1.3$). These predictions agree quite well with the minimum period observed in M3 and in M15—globulars characterized by sizable samples of RRLs.

This scenario suggests that old stars in dSphs, in spite of their complex star formation and chemical enrichment history, are characterized by a narrow metallicity distribution when compared with relatively “simple” stellar systems in the MW such as GCs. A complementary conclusion was reached by Salaris et al. (2013) studying in detail the Horizontal Branch morphology of the Sculptor dSph. They found that this can be explained, at odds with GCs, without invoking He-enhanced models (Rood 1973). This evidence further supports the above findings, since an increase in the helium content would imply, at fixed intrinsic parameters, a steady increase in the pulsation period (Marconi et al. 2011), thus further exacerbating the HASPs problem.

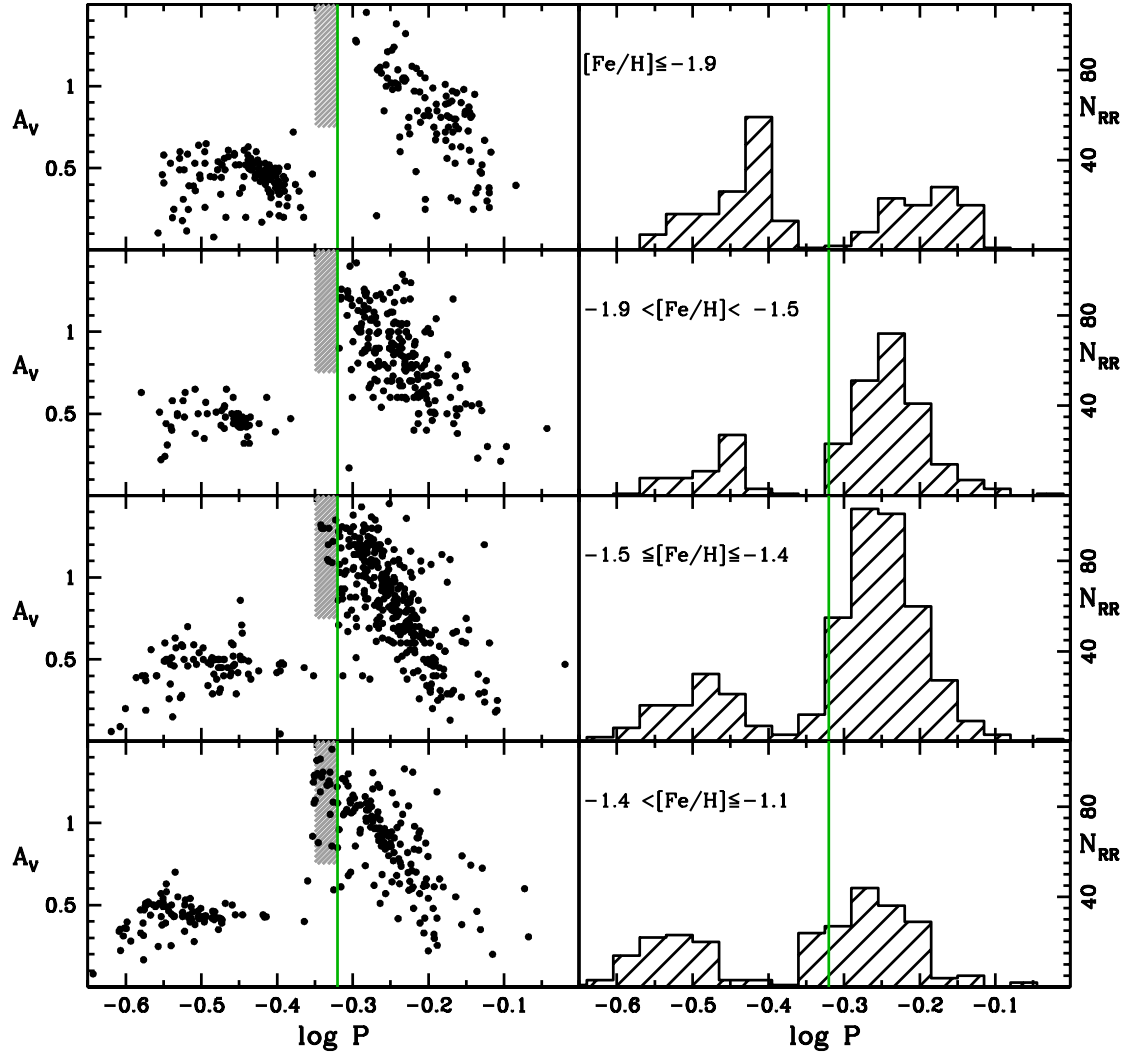


FIG. 2.— Same than in Fig. 1 but for two LMC and sixteen Galactic GCs. They are grouped accordingly to Harris (1996) in metallicity bins increasing from top to bottom panels. *First bin*) NGC 7078, NGC 4590, NGC 5024, NGC 2257; *second bin*) NGC 1466, NGC 5286, NGC 7006, NGC 3201, IC4499; *third bin*) NGC 6715, NGC 6934, NGC 6229, NGC 6981, NGC 5272; *fourth bin*) NGC 5904, NGC 6266, NGC 6121, NGC 6362. Most of the RRLs used in GCs belong to the catalog of Clement et al. (2001) with few exceptions, namely NGC 6121 (or M4, Stetson et al. 2014a), NGC 6934 (Kaluzny et al. 2001), NGC 7006 (Wehlau et al. 1999), NGC 2257 (Walker 1993) and NGC 1466 (Walker 1992).

TABLE 2
HASP FRACTIONS.

	Gal. In ¹ Halo	Gal. Out ¹ Halo	dSphs ² +UFDs	LMC ³	SMC ⁴	M31 ⁵ halo	M31 ⁶ field	M32 ⁷	M33 ⁸	Sgr ⁹	Gal. ⁹ Bulge
N_{HASP}/N_{RRL}	8%	6%	0%	6%	1%	3%	9–12% ^a	7% ^a	2% ^a	6%	17%
$<[Fe/H]> \pm \sigma$	n.c.	n.c.	$\lesssim -1.4 \pm 0.1^{11}$	-0.5 ± 0.4^{11}	-1.0 ± 0.2^{11}	n.c.	n.c.	-0.25 ± 0.1^{11}	-0.5 ± 0.1^{12}	-0.4 ± 0.2^{11}	-0.3 ± 0.5^{13}

NOTE. — ^a These numbers should be cautiously treated due to the limited temporal sampling of the data used to identify and characterize RRLs.

References¹ Compilation in this paper; ² Compilation made in Stetson et al. (2014b); ³ Soszyński et al. (2010); ⁴ Soszyński et al. (2009); ⁵ Brown et al. (2004); ⁶ Jeffery et al. (2011); ⁷ Bernard et al. (2012); ⁸ Jeffery et al. (2011); ⁹ Fiorentino et al. (2012); ¹⁰ Yang et al. (2010); ¹¹ (McCannachie 2012); ¹² (Bresolin et al. 2010); ¹³ (Uttenthaler et al. 2012).

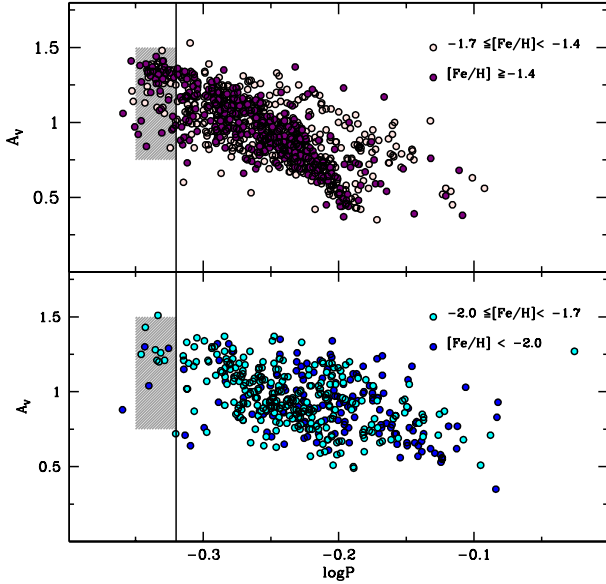


FIG. 3.— Same as in Fig. 1, but for the RRLs for which an estimate of metallicity exists from SDSS (Drake et al. 2013).

2.3. Evidence from SDSS optical spectra

The recent evidence of multiple stellar populations in GCs (Monelli et al. 2013, and reference therein) and the fact that the horizontal branch in dSphs can be reproduced without assuming any helium enrichment or complex mass-loss law (Salaris et al. 2013), induce us to question whether we are using too complex stellar systems to understand the HASP dearth in dSph. In order to corroborate the hypothesis that low metallicity is the cause of the missing HASP in dSphs, we take advantage of the medium resolution SDSS spectra available for a sample of $\sim 1,400$ fundamental mode RRLs (Drake et al. 2013). Given that the RRLs span a magnitude range from 14 and 20mag, the errorbar of each individual metallicity estimate has been estimated of $\lesssim 0.2\text{dex}$ as discussed in (Yanny et al. 2009). In Fig. 3 we show the Bailey distribution of these stars grouped in four metallicity bins. Note that RRLs in the above metallicity bins cover similar ranges in Galactocentric distances ($5 \lesssim d_G \lesssim 60$ Kpc). We can clearly see that metal-rich groups of RRLs ($[\text{Fe}/\text{H}] > -1.7$, top panel) tend to populate the HASP region whereas the metal-poor ones ($[\text{Fe}/\text{H}] \lesssim -1.7$) leave this region almost empty, starting from period $\log P \lesssim -0.3$. Although the absolute value of the metallicity at which the transition occurs would need a careful calibration of these data, we find a trend in agreement with that observed in GCs.

3. IMPLICATIONS FOR THE EARLY FORMATION OF THE HALO

We have shown that the period distribution of RRL in nearby dSphs follows a Gaussian distribution with a smaller dispersion ($\sigma = 0.03$) than the Halo one, which is more skewed to short periods. This peculiarity of the dSphs is not observed in GGCs, the LMC or the Sgr dwarf. Furthermore, we found evidence that, in order to populate the HASP region, an old component more metal-rich than $[\text{Fe}/\text{H}] \sim -1.5$ is required (see Fig. 2). In the following, we will analyze the evidence provided by the RRL populations on the building of the Halo from the combination of different types of progenitors. In this exercise, we will assume that the Halo sample is statistically

significant, i.e., that an increase in its size would not affect the shape of the period distribution².

We will first try to obtain an upper limit on the Halo fraction originating in dSph-like systems. For that, the period distribution of RRab in dSph (panel *a* of Fig. 1) has been rescaled to fill the maximum possible area under the curves representing the period distribution for both the inner and outer Halo (red histograms in Fig. 1, panels *c* and *d*). Assuming that the RRab falling inside the area covered by the red distribution have been entirely accreted from dSphs, we find that the maximum contribution of dSph-like systems into the inner and the outer Halo can not be more than $\sim 50\%$. This fraction has to be cautiously treated. In fact, it is an *extreme upper limit* since the *difference* between the black and red histograms consists almost entirely of short-period variables, completely unlike the observed LMC and Sgr distributions. Any admixture at all of these latter two population types to fill in the short periods would result in far too many halo variables with $\log P \sim -0.22$ d.

Even though the above results rely on rough preliminary estimates, they pose a serious question: *Where does the rest (in fact most) of the Halo mass come from?* There are two main proposed scenarios: *i*) from few large and metal-rich stellar systems LMC or Sgr-like (as suggested by Zinn et al. 2014; Tissera et al. 2014); *ii*) *in situ* stellar formation (Brusadin et al. 2013; Vincenzo et al. 2014).

From the exceptionally complete OGLE III and the new OGLE IV data for the LMC and the Sgr dwarf respectively, presented in Section 2, we have noticed that their RRab populations share similar properties to that of the Halo in terms of mean period and sigma, and HASP fraction (Table 2). We remember here that the application of a one-dimensional Kolmogorov–Smirnov (KS) test on the LMC, dSphs, GGCs, inner and outer halo period distributions (Stetson et al. 2014b) strongly support the evidence that their cumulative distributions are not drawn from the same parent population (probability $\lesssim 0\%$). Interestingly enough, the one-sample KS-test applied to the new Sgr RRab population does support, with a not negligible probability ($10\%^3$), that the outer Halo and Sgr are drawn from the same distribution. We highlight here that the exceptional completeness of the huge OGLE LMC sample may partially hide similarities between the RRab Halo and LMC distributions.

We performed the same exercise described above, in order to estimate the fraction of the Halo that may have formed from systems similar to the LMC or Sgr. We apply a scaling factor to the LMC and Sgr RRab period distribution in order to match the largest possible fraction of the halo distribution. We find that $\sim 80\text{--}90\%$ of the halo may have been formed from this kind of stellar systems, thus supporting the hypothesis *i*). The HASP fraction of the Halo further supports previous conclusions (Venn et al. 2004; Helmi et al. 2006) that typi-

² The validity of this assumption depends on the Galactocentric distance. The new variability surveys (CATALINA, Drake et al. 2013, their Fig. 13) appear to be quite complete ($\sim 50\%$) out to 40 kpc ($V \sim 18\text{mag}$). If this assumption is wrong—that is, if the Halo is affected by a significant amount of incompleteness—this could affect the results of the Kolmogorov–Smirnov test presented in this section. However, we can be confident that it would not affect the HASP fractions: in all the stellar systems, including the Halo, the HASP fraction is not sensitive to the cut in amplitude used. This evidence suggests that the Halo sample incompleteness is far from severe.

³ This result is not affected by possible presence of Sgr RRLs in the outer Halo. We neglected RRLs with $d_G \gtrsim 30\text{kpc}$ (Zinn et al. 2014; Drake et al. 2013) and both the mean period ($\langle \text{Pab} \rangle = 0.576 \pm 0.001$ [0.07]) and the correlation (10%) attain similar values.

cal dSphs played a minor role, if any, in its early formation. In this paper we have provided evidence that HASP RRL are missing in dSph because these galaxies did not reach a high enough metallicity during the time they were able to produce RRLs. In other words, in their internal chemical evolution the dSphs achieved a metallicity $[\text{Fe}/\text{H}] \sim -1.5$ too recently in the past for stars of a mass suitable for making RR Lyraes to be currently evolving from the main sequence. The LMC, Sgr, and the Halo, in contrast, achieved these higher metallicities more quickly. This gives an indication that the early chemical enrichment histories of dSphs and more massive stellar systems are dissimilar, in the sense that chemical enrichment was faster in larger galaxies. This is in agreement with the well defined scaling relation between mass/luminosity and metallicity (Chilingarian et al. 2011; Schroyen et al. 2013; Kirby et al. 2008) obeyed by dwarf galaxies, with more massive

galaxies being more metal-rich, and having a broader metallicity distribution. It follows that the Halo was made primarily from progenitor galaxies larger than those that survived to become today's dSphs. Future surveys like GAIA will provide a census of a significant fraction of the Halo, discovering more than 70,000 new RRLs (Eyer & Cuypers 2000). This is the required new information to constrain whether the major contributors of the Halo should be sought in massive dwarf galaxies—LMC and/or Sgr-like—or in some different formation scenario.

Financial support for this work was provided by FIRB 2013 (RBFR13J716, PI G. Fiorentino), IAC (grant 310394), ESMS (grant AYA2010-16717) and PRIN-MIUR (2010LY5N2T, PI F. Matteucci). We thank an anonymous referee for her/his pertinent suggestions.

REFERENCES

- Bernard, E. J., et al. 2009, *ApJ*, 699, 1742
 —. 2012, *MNRAS*, 420, 2625
 Bersier, D., & Wood, P. R. 2002, *AJ*, 123, 840
 Bono, G., Caputo, F., Castellani, V., & Marconi, M. 1997, *A&AS*, 121, 327
 Bono, G., Caputo, F., & Marconi, M. 1995, *AJ*, 110, 2365
 Bono, G., Caputo, F., & Stellingwerf, R. F. 1994, *ApJ*, 423, 294
 Bresolin, F., Stasińska, G., Vilchez, J. M., Simon, J. D., & Rosolowsky, E. 2010, *MNRAS*, 404, 1679
 Brown, T. M., Ferguson, H. C., Smith, E., Kimble, R. A., Sweigart, A. V., Renzini, A., & Rich, R. M. 2004, *AJ*, 127, 2738
 Brusadin, G., Matteucci, F., & Romano, D. 2013, *A&A*, 554, A135
 Carollo, D., et al. 2007, *Nature*, 450, 1020
 Catelan, M. 2009, *Ap&SS*, 320, 261
 Chilingarian, I. V., Mieske, S., Hilker, M., & Infante, L. 2011, *MNRAS*, 412, 1627
 Clement, C. M., et al. 2001, *AJ*, 122, 2587
 Di Criscienzo, M., et al. 2011, *AJ*, 141, 81
 Drake, A. J., et al. 2013, *ApJ*, 763, 32
 Eyer, L., & Cuypers, J. 2000, in *Astronomical Society of the Pacific Conference Series*, Vol. 203, IAU Colloq. 176: The Impact of Large-Scale Surveys on Pulsating Star Research, ed. L. Szabados & D. Kurtz, 71–72
 Fiorentino, G., Contreras Ramos, R., Tolstoy, E., Clementini, G., & Saha, A. 2012, *A&A*, 539, A138
 Harris, W. E. 1996, *AJ*, 112, 1487
 Helmi, A., et al. 2006, *ApJ*, 651, L121
 Ibata, R. A., Gilmore, G., & Irwin, M. J. 1994, *Nature*, 370, 194
 Jeffery, E. J., et al. 2011, *AJ*, 141, 171
 Kaluzny, J., Olech, A., & Stanek, K. Z. 2001, *AJ*, 121, 1533
 Kirby, E. N., Simon, J. D., Geha, M., Guhathakurta, P., & Frebel, A. 2008, *ApJ*, 685, L43
 Marconi, M., Bono, G., Caputo, F., Piersimoni, A. M., Pietrinferni, A., & Stellingwerf, R. F. 2011, *ApJ*, 738, 111
 McConnachie, A. W. 2012, *AJ*, 144, 4
 Monelli, M., et al. 2013, *MNRAS*, 431, 2126
 Rood, R. T. 1973, *ApJ*, 184, 815
 Salaris, M., de Boer, T., Tolstoy, E., Fiorentino, G., & Cassisi, S. 2013, *A&A*, 559, A57
 Schroyen, J., De Rijcke, S., Koleva, M., Cloet-Osselaer, A., & Vandenbroucke, B. 2013, *MNRAS*, 434, 888
 Searle, L., & Zinn, R. 1978, *ApJ*, 225, 357
 Soszyński, I., Udalski, A., Szymański, M. K., Kubiak, J., Pietrzyński, G., Wyrzykowski, Ł., Ulaczyk, K., & Poleski, R. 2010, *Acta Astronomica*, 60, 165
 Soszyński, I., et al. 2009, *Acta Astronomica*, 59, 1
 —. 2014, *ArXiv e-prints*
 Stetson, P. B., Fiorentino, G., Bono, G., Bernard, E. J., Monelli, M., Iannicola, G., Gallart, C., & Ferraro, I. 2014a, *PASP*, 126, 616
 Stetson, P. B., et al. 2014b, *PASP*, 126, 521
 Szczygieł, D. M., Pojmański, G., & Pilecki, B. 2009, *Acta Astronomica*, 59, 137
 Tissera, P. B., Beers, T. C., Carollo, D., & Scannapieco, C. 2014, *MNRAS*, 439, 3128
 Tolstoy, E., Hill, V., & Tosi, M. 2009, *ARA&A*, 47, 371
 Uttenthaler, S., Schultheis, M., Nataf, D. M., Robin, A. C., Lebzelter, T., & Chen, B. 2012, *A&A*, 546, A57
 Venn, K. A., Irwin, M., Shetrone, M. D., Tout, C. A., Hill, V., & Tolstoy, E. 2004, *AJ*, 128, 1177
 Vincenzo, F., Matteucci, F., Vattakunnel, S., & Lanfranchi, G. A. 2014, *MNRAS*, 441, 2815
 Vivas, A. K., et al. 2004, *AJ*, 127, 1158
 Walker, A. R. 1992, *AJ*, 104, 1395
 —. 1993, *AJ*, 105, 527
 Wehlau, A., Slawson, R. W., & Nemec, J. M. 1999, *AJ*, 117, 286
 Yang, S.-C., Sarajedini, A., Holtzman, J. A., & Garnett, D. R. 2010, *ApJ*, 724, 799
 Yanny, B., et al. 2009, *AJ*, 137, 4377
 Zinn, R., Horowitz, B., Vivas, A. K., Baltay, C., Ellman, N., Hadjijska, E., Rabinowitz, D., & Miller, L. 2014, *ApJ*, 781, 22