

# Two-Level Rectilinear Steiner Trees

Stephan Held\*

Nicolas Kämmerling\*

## Abstract

Given a set  $P$  of terminals in the plane and a partition of  $P$  into  $k$  subsets  $P_1, \dots, P_k$ , a two-level rectilinear Steiner tree consists of a rectilinear Steiner tree  $T_i$  connecting the terminals in each set  $P_i$  ( $i = 1, \dots, k$ ) and a top-level tree  $T_{top}$  connecting the trees  $T_1, \dots, T_k$ . The goal is to minimize the total length of all trees. This problem arises naturally in the design of low-power physical implementations of parity functions on a computer chip.

For bounded  $k$  we present a polynomial time approximation scheme (PTAS) that is based on Arora's PTAS for rectilinear Steiner trees after lifting each partition into an extra dimension.

For the general case we propose an algorithm that predetermines a connection point for each  $T_i$  and  $T_{top}$  ( $i = 1, \dots, k$ ). Then, we apply any approximation algorithm for minimum rectilinear Steiner trees in the plane to compute each  $T_i$  and  $T_{top}$  independently.

This gives us a 2.37-factor approximation with a running time of  $\mathcal{O}(|P| \log |P|)$  suitable for fast practical computations. The approximation factor reduces to 1.63 by applying Arora's approximation scheme in the plane.

## 1 Introduction

We consider the *two-level rectilinear Steiner tree problem* (R2STP) that arises from an application in VLSI design. Consider the computation of a parity function of  $k$  input bits using 2-input XOR-gates. Due to the symmetry, associativity, and commutativity of the XOR function, this can be realized by an arbitrary binary tree with  $k$  leaves, rooted at the output, by inserting an XOR-gate at every internal vertex [14]. Throughout this paper we consider the parity function as a placeholder for any fan-in function of the type  $x_1 \circ x_2 \circ \dots \circ x_k$ , where  $\circ$  is a symmetric, associative, and commutative 2-input operator, i. e.  $\circ \in \{\oplus, \vee, \wedge\}$ .

On a chip such a tree has to be embedded into the plane and all connections must be realized by rectilinear segments. If each input and the output are single points on the chip, a realization of minimum length and thus power consumption is given by a minimum length rectilinear Steiner tree. This is a tree connecting the inputs and the output by horizontal and vertical line segments using additional so-called Steiner vertices to achieve a shorter length than a minimum spanning tree. At each Steiner vertex of degree three an XOR-gate is placed. Higher degree vertices can be dissolved

---

\*Research Institute for Discrete Mathematics, University of Bonn,  
held@or.uni-bonn.de, kaemmerling@or.uni-bonn.de.



Figure 1: On the left, we have two inputs  $p_1$  and  $p_2$  and a single output  $p_3$ . The XOR-gate should be placed at the median of the three terminals. If the inputs have the side outputs  $p'_1$  and  $p'_2$ , the XOR-gate should be placed at  $p_3$ , saving the horizontal length.

into degree three vertices sharing their position. Figure 1 shows an example of an embedded parity function on the left.

In practice input signals may be needed for other computations on the chip and thus delivered to other side outputs. Similarly, the result may have to be delivered to multiple output terminals. Thus, each input and its successors and the output terminals must be connected by separate Steiner trees as well. These trees are then connected by a top-level Steiner tree into which the XOR-gates will be inserted. Considering the additional terminals allows to construct a potentially shorter top-level and two-level Steiner tree as shown in Figure 1 on the right. Algorithms ignoring the side outputs cannot guarantee an approximation factor better than two, as we will see in Section 2.

This motivates the definition of the *minimum two-level rectilinear Steiner tree problem*, where we are given a set  $P \subset \mathbb{R}^2$  of  $n$  terminals and a partition of  $P$  into  $k$  subsets  $P_1, \dots, P_k$ .

A *two-level rectilinear Steiner tree*  $T = (T_{top}, T_1, \dots, T_k)$  consists of a Steiner tree  $T_i$  for each  $i \in \{1, \dots, k\}$  connecting the terminals in  $P_i$  and a (group) Steiner tree  $T_{top}$  connecting the embedded trees  $\{T_1, \dots, T_k\}$ . We call  $T_{top}$  the *top-level tree*. Note that all trees are allowed to cross. The objective is to minimize the total length of all trees

$$l(T) := \sum_{i=1}^k l(T_i) + l(T_{top}),$$

where  $l(T') := \sum_{\{x,y\} \in E(T')} \|x - y\|_1$  is the  $\ell_1$ -length of a Steiner tree  $T'$ .

For each  $i \in \{1, \dots, k\}$  the top-level tree and  $T_i$  intersect in at least one point. We can select one such point  $q_i \in T_{top} \cap T_i$  and call it *connection point* for  $T_i$  and  $T_{top}$ . Then  $T_{top}$  is a Steiner tree for the terminals  $\{q_1, \dots, q_k\}$  and each  $T_i$  is a Steiner tree for  $P_i \cup \{q_i\}$ .

Obviously, this problem is *NP*-hard as it contains the minimum rectilinear Steiner tree problem in two ways: if  $k = 1$  or if  $|P_i| = 1$  for  $i \in \{1, \dots, k\}$ . The problem is *NP*-complete, because there is always an optimum solution in the Hanan grid [9] of  $P$ . This simple fact will arise later as a side-result in Corollaries 3.1 and 3.2.

Designing the top-level tree as a stand-alone problem is hard. If all subtrees  $T_i$  ( $i \in \{1, \dots, k\}$ ) are fixed,  $T_{top}$  cannot be approximated to arbitrary quality, as the group Steiner tree problem for connected groups in the Euclidean plane cannot be approximated within a factor of  $(2 - \epsilon)$  [11]. However we are in a more lucky situation as we can tradeoff the lengths of bottom-level and top-level trees.

To the best of our knowledge the two-level rectilinear Steiner tree problem has not been considered before despite its practical importance [14, 15]. It is loosely related to the hierarchical network design problems [1, 5, 7] or multi-level facility location problems [3, 4]. However, those problems are structurally different, typically considering problems in graphs, and do not apply to our case.

In [14], ordinary rectilinear Steiner trees were used to build power efficient fan-in trees, when each input and the output consists of a single terminal. In practice designers are also interested in the depth of the constructed circuit [15]. However, for finding good power versus depth tradeoffs a better understanding of short solutions is an essential prerequisite and the aim of our work.

## 1.1 Our Contribution

In Section 2 we show even for arbitrary metrics that the naïve approach of picking a random terminal from each partition as a connection point to the top-level tree and building the bottom-level trees and top-level as separate instances gives a  $2\alpha$ -factor approximation, where  $\alpha$  is the approximation factor of the used minimum Steiner tree algorithm.

Then in Section 3 and 4 we focus on rectilinear instances. In Section 3 we show how to lift our instance into an equivalent  $(2+k)$ -dimensional rectilinear Steiner tree instance. If the number  $k$  of partitions is bounded by a constant, we obtain a PTAS by applying Arora's PTAS for rectilinear Steiner trees [2].

As our main result we improve the approximation guarantee for unbounded  $k$  from  $(2+\epsilon)$  to 1.63 in Section 4. Using spanning tree heuristics this approach turns also into a fast practical algorithm with running time  $\mathcal{O}(n \log n)$  and approximation factor 2.37.

## 2 Simple Bottom-Up Construction

A simple bottom-up approach, which works for any metric space, is to compute a Steiner tree  $T_i$  for  $P_i$  ( $i = 1, \dots, k$ ). In each  $T_i$  we fix a connection point  $q_i \in P_i$  arbitrarily, compute a Steiner tree  $T_{top}$  for  $\{q_1, \dots, q_k\}$ , and return  $T = (T_{top}, T_1, \dots, T_k)$ .

**Theorem 2.1.** *The simple bottom-up approach is a  $2\alpha$ -factor approximation algorithm for the minimum two-level Steiner tree problem, if we use an  $\alpha$ -factor approximation algorithm for the minimum Steiner tree problem as a subroutine.*

*Proof.* Let  $T$  be the two level Steiner tree computed by the simple bottom-up approach and let  $T^* = (T_{top}^*, T_1^*, \dots, T_k^*)$  be a minimum two-level Steiner tree. Let be  $q_i^* \in T_{top}^* \cap T_i^*$  the connection point of the optimum two-level Steiner tree. Since  $T_i^*$  is a Steiner tree on  $\{q_i^*\} \cup P_i$ , we have  $\text{dist}(q_i^*, q_i) \leq l(T_i^*)$ . Thus,

$$\begin{aligned} l(T) &= l(T_{top}) + \sum_{i=1}^k l(T_i) \leq \alpha \cdot l(T_{top}^*) + \alpha \sum_{i=1}^k \text{dist}(q_i^*, q_i) + \sum_{i=1}^k \alpha \cdot l(T_i^*) \\ &\leq \alpha \cdot l(T_{top}^*) + 2\alpha \sum_{i=1}^k l(T_i^*) \leq 2\alpha \cdot l(T^*). \end{aligned}$$

The first inequality follows, since  $E(T_{top}^*) \cup \left( \bigcup_{i=1}^k \{q_i^*, q_i\} \right)$  covers a Steiner tree on  $\{q_1, \dots, q_k\}$ .  $\square$

Figure 2 shows that the factor  $(2+\epsilon)$  is sharp. For the instance  $P_1 = \{(0,0), (1,0)\}$ ,  $P_2 = \{(0,0), (-1,0)\}$  a minimum two-level rectilinear Steiner tree of length 2 is shown on the left with  $l(T_{top}) = 0$ . On the right, a bad choice of connection points and minimum Steiner trees  $T_{top}, T_1$ , and  $T_3$  yield a total length of 4.



Figure 2: A tight example when choosing connection points as arbitrary points of  $P_i$ .

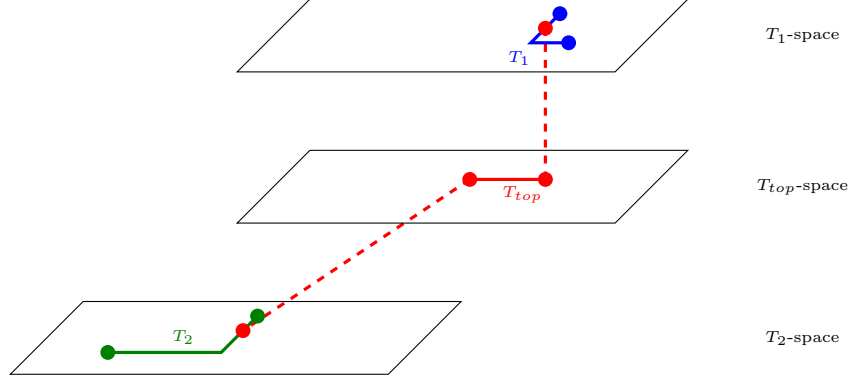


Figure 3: A flat Steiner Tree in a lifted instance.

### 3 PTAS for a bounded number of partitions

We can reduce the two-level rectilinear Steiner tree problem in the plane to an ordinary rectilinear Steiner tree problem in a higher dimensional space, where we can apply Arora's PTAS [2].

The idea of the PTAS is to lift every subset  $P_1, \dots, P_k$  to an additional dimension. We assume  $k > 1$ . Otherwise the two-level Steiner tree problem is an ordinary Steiner tree problem. Let  $P_1, \dots, P_k \subset \mathbb{R}^2$  be the subsets of a two-level Steiner tree instance, we define a Steiner tree instance in  $\mathbb{R}^{2+k}$ . The set of terminals  $P'$  is comprised as follows.

For each original terminal  $x \in P_i \subset \mathbb{R}^2$  ( $i \in \{1, \dots, k\}$ ), we add a terminal  $x' := (x, K \cdot e_i) \in \mathbb{R}^{2+k}$ , where  $e_i \in \mathbb{R}^k$  is the unit vector with value one at the  $i$ -th coordinate and  $K$  is a large constant, e. g. we could choose  $K$  as  $l(B(P))$ . Now for  $x \in P_h$  and  $y \in P_i$  the distance of their high dimensional copies  $x', y' \in P'$  is  $\|x' - y'\|_1 = \|x - y\|_1 + 2K\|e_h - e_i\|_1 = \|x - y\|_1 + 2K\delta_{h,i}$ , where  $\delta_{h,i}$  is one if  $h = i$  and zero otherwise. An example of a lifted two-level Steiner tree is given in Figure 3.

A  $(k+2)$ -dimensional Steiner tree is called *flat* if all Steiner points have either the form  $(x, 0) \in \mathbb{R}^{2+k}$  or  $(x, K \cdot e_i) \in \mathbb{R}^{2+k}$ , where  $x \in \mathbb{R}^2$  and  $e_i \in \mathbb{R}^k$  is a unit vector. The following Lemma has essentially been proven by Snyder [13], who shows that an optimum Steiner tree can be found in the  $d$ -dimensional Hanan grid [9]. We give a short constructive proof for our case.

**Lemma 3.1.** *A  $(k+2)$ -dimensional Steiner Tree  $T$  for  $P'$  of length  $l(T)$  can be transformed in strongly polynomial time into a  $(k+2)$ -dimensional flat Steiner tree  $T'$  of length at most  $l(T)$ .*

*Proof.* We assume that all vertices and segments of  $T$  are located within the bounding box  $B(P') = B(P) \times [0, K]^k$  of its terminals. Otherwise we could project  $T$  into the box without increasing the length. Furthermore we assume that all edges in  $E(T)$  are one-directional segments after introducing vertices of degree two if necessary.

Fix a dimension  $j \in \{3, \dots, k+2\}$  and call an edge in direction  $j$  *straight*. Let  $X$  be the set of straight segments and let  $F$  be the forest that arises from  $T$  after removing all straight segments.

We construct an undirected graph  $G$  as follows. The vertices of  $G$  consist of the trees in  $F$  plus two extra vertices  $s$  and  $t$ . We add an edge between  $s$  and each vertex whose underlying tree is located in the hyper plane  $H_0 := \{x : x_j = 0\}$ . Similarly we add an edge between the vertices whose tree is located in  $H_j := \{x : x_j = K\}$  and  $t$ . Finally, for each straight edge in  $X$  we insert an edge between the two vertices representing the corresponding trees in  $F$ .

We assign all edges in  $E(G)$  a unit capacity and compute a minimum  $s$ - $t$ -cut  $\delta(S)$ , where  $S \subset V(G)$  with  $s \in S$ .  $T^j$  is assembled from  $T$  by projecting all subtrees in  $F$  whose corresponding vertex is in  $S$  into  $H_0$  and all other trees into  $H_j$ . To get a valid Steiner tree, we eliminate potentially arising cycles by removing edges arbitrarily. By the projection, straight edges in the cut  $\delta(S)$  will grow to a length of  $K$  and straight edges outside will shorten to length zero and can be eliminated.

By Menger's theorem [10] there are  $|\delta(S)|$  edge-disjoint paths between  $s$  and  $t$ . Each path represents a set straight edges of total length at least  $K$ . Thus  $l(X) \geq |\delta(S)| \cdot K$  and

$$l(T^j) = |\delta(S)| \cdot K + l(F) \leq l(X) + l(F) = l(T).$$

First, we apply this transformation to all dimensions  $j \in \{3, \dots, k+2\}$  to obtain a Steiner tree with Steiner points  $x$  of value either  $x_j = 0$  or  $x_j = K$  in the dimensions  $j \in \{3, \dots, k+2\}$  without increasing the length of  $T$ . Second, we remap all Steiner points  $x$  with at least two coordinates  $j, i \in \{3, \dots, k+2\}$  of value  $x_i = x_j = K$  to  $\mathbb{R}^2 \times \{0\}$  by setting all  $x_j$   $j \in \{3, \dots, k+2\}$  to zero, we obtain a flat Steiner tree  $T'$  of length at most  $l(T)$ , since we are in the rectilinear case.

The running time is dominated by the  $k$  minimum cut computations that can be done in a digraph, where each edge in  $E(G)$  is represented by two oppositely directed edges, in strongly polynomial time [8].  $\square$

Next we show that we can assume that a tree  $T$  for  $P'$  has at most one edge in direction  $j \in \{3, \dots, k\}$ .

**Lemma 3.2.** *If  $K \geq l(B(P))$ , a  $(k+2)$ -dimensional flat Steiner tree  $T$  for  $P'$  of length  $l(T)$  can be transformed in strongly polynomial time into a  $(k+2)$ -dimensional flat Steiner tree  $T'$  for  $P'$  of length at most  $l(T)$  so that  $T'$  contains at most one edge in each lifting direction  $j \in \{3, \dots, k+2\}$ .*

*Proof.* Assume that there is a direction  $j \in \{3, \dots, k+2\}$ , s.t.  $T$  contains two edges  $e, e'$  in direction  $j$ . Removing  $e'$  splits  $T$  into two components which we can re-connect by an edge in either  $H_0 := \{x : x_j = 0\}$  or  $H_j := \{x : x_j = K\}$  between an endpoint of  $e$  and  $e'$ . The new edge has length at most  $l(B(P)) \leq K$ , the length of  $e'$ .  $\square$

The proof also shows that if  $K > l(B(P))$  and  $T$  has minimum length, it contains at most one edge in each lifted direction  $j \in \{3, \dots, k+2\}$ . The following lemma shows the equivalence between the original two-level rectilinear Steiner tree problem in the plane and the lifted regular rectilinear Steiner tree problem.

**Lemma 3.3.** *If  $k > 1$ , a two-level rectilinear Steiner tree  $T$  for  $P_1, \dots, P_k$  of length  $l(T)$  can be transformed into a  $(k+2)$  dimensional Steiner tree  $T'$  for  $P'$  of length at most  $l(T) + kK$  and vice versa.*

*Proof.* W.l.o.g. we assume that the center of the coordinate system coincides with the bounding box center of  $P$ . Let  $T = (T_{top}, T_1, \dots, T_k)$  be a two-level Steiner tree of length  $l(T)$ . We embed the vertices  $x \in V(T_{top}) \subset \mathbb{R}^2$  into  $\mathbb{R}^2 \times \{0\}^k$  as  $(x, 0)$ , where  $0$  is a  $k$ -dimensional zero vector. For

$T_i$  ( $i = \{1, \dots, k\}$ ), we embed  $x \in V(T_i) \subset \mathbb{R}^2$  as  $(x, K \cdot e_i) \in \mathbb{R}^{2+k}$ , where  $e_i \in \mathbb{R}^k$  is again a unit vector with value one in its  $i$ -th coordinate.

To connect the top-level and its subtrees, we pick for each subtree  $i \in \{1, \dots, k\}$  a connection point  $q_i \in T_{top} \cap T_i$  and connect the lifted components by a new edge  $\{(q_i, 0), (q_i, K \cdot e_i)\}$  of length  $K$ . Clearly, the length of the lifted tree is  $l(T') + kK$ .

Now let  $T'$  be a rectilinear Steiner tree for  $P'$  of length  $l(T')$ . By applying Lemma 3.1 we obtain a  $(k+2)$ -dimensional flat Steiner tree. Applying Lemma 3.2, we can further assume that for each  $j \in \{3, \dots, k+2\}$ ,  $T'$  contains at most one edge in direction  $j$ .

Removing all  $k$  edges of length  $K$ ,  $T'$  is decomposed into  $k+1$  subtrees. Projecting these onto the first two coordinates we obtain a feasible two-level Steiner tree of length at most  $l(T') - kK$ .  $\square$

**Theorem 3.1.** *For bounded  $k$  there is a PTAS for the two-level rectilinear Steiner tree problem.*

*Proof.* Choose  $K = l(B(P))$  and for  $\epsilon > 0$  set  $\epsilon' := \frac{1}{k+1}\epsilon$ . Then compute an  $(1 + \epsilon')$ -approximate  $(k+2)$ -dimensional Steiner tree  $T'$  for the lifted terminal set  $P'$  with Aroras PTAS [2] that has a polynomial running in bounded dimension. Then we apply Lemma 3.3 to obtain a two-level Steiner tree  $T = (T_{top}, T_1, \dots, T_k)$  for  $P_1, \dots, P_k$  with length at most  $l(T') - kK$ . Let  $T'^*$  and  $T^*$  be optimum Steiner trees for  $P'$  and  $P$ . Since  $l(T^*) \geq K$  the length of  $T$  is

$$\begin{aligned} l(T) &\leq l(T') - kK \leq (1 + \epsilon')l(T'^*) - kK \leq (1 + \epsilon')l(T^*) + (1 + \epsilon')kK - kK \\ &\leq (1 + (k+1)\epsilon')l(T^*) = (1 + \epsilon)l(T^*). \end{aligned} \tag{1}$$

$\square$

Note that  $\lceil \frac{k}{2} \rceil + 2$  dimensions would also be sufficient to achieve this result by lifting two partitions into one extra dimension (one partition in positive direction and the other in negative direction). This lifting method does not work using Steiner tree approximation algorithms with a constant factor  $\alpha$ , because we get an additional additive error of  $\alpha \cdot k \cdot K$ , which in total is essentially not better than the  $2\alpha$ -factor approximation by the simple algorithm in Section 2.

Our construction transforms an optimum  $(k+2)$ -dimensional Steiner tree for  $P'$  in the  $(k+2)$ -dimensional Hanan grid, which always exist due to Snyder [13], into a two-level rectilinear Steiner tree in the 2-dimensional Hanan grid defined by  $P$ .

**Corollary 3.1.** *Given a set of terminals  $P = (P_1, \dots, P_k)$ , there is always an optimum two-level rectilinear Steiner tree for  $P$  in its Hanan grid.*

This also proves the following simple fact.

**Corollary 3.2.** *The two-level rectilinear Steiner tree problem is in NP.*

## 4 Predetermined Connection Points

In all algorithms of this section we predetermine a connection point  $q_i$  for each set  $P_i$  ( $i = 1, \dots, k$ ) and then call a Steiner tree approximation algorithm for  $\{q_1, \dots, q_k\}$  to get  $T_{top}$  and  $P_i \cup \{q_i\}$  to get  $T_i$  ( $i = 1, \dots, k$ ). We use the fact that we consider rectilinear instances to obtain better approximation factors than in Section 2.



Figure 4: A tight example when choosing connection points as bounding box centers.

#### 4.1 Bounding Box Center

A natural approach is to choose each connection point  $q_i$  ( $i \in \{1, \dots, k\}$ ) as the center of the bounding box  $B(P_i)$ .

**Theorem 4.1.** *Using bounding box centers as connection points, we get a  $1.75\alpha$ -factor approximation algorithm for the two-level rectilinear Steiner tree problem, when using an  $\alpha$ -factor approximation algorithm for rectilinear Steiner trees as a subroutine.*

*Proof.* Let  $T$  be the resulting two level Steiner tree and let  $T^* = \{T_{top}^*, T_1^*, \dots, T_k^*\}$  be a minimum two-level Steiner tree. We choose  $T_{top}^*$  under all minimum two-level Steiner trees as long as possible so that we can choose connection points  $q_i^* \in T_{top}^* \cap T_i^* \cap B(P_i)$  for all  $i \in \{1, \dots, k\}$ .

Now, consider a partition set  $P_i$  ( $i \in \{1, \dots, k\}$ ). We assume w.l.o.g. that the horizontal length of  $B(P_i)$  is no less than the vertical length. Let  $q'_i$  be a point in the intersection of  $T_i^*$  and the vertical line through  $q_i$ . Note that  $\|q'_i - q_i\|_1 \leq \frac{1}{4}l(B(P_i))$  by the shape of  $B(P_i)$ .

Now for each  $i \in \{1, \dots, k\}$ ,  $E(T_{top}^*) \cup \left(\bigcup_{i=1}^k \{q_i^*, q_i\}\right)$  covers a Steiner tree for  $\{q_1, \dots, q_k\}$ , and  $E(T_i^*) \cup \{q_i, q'_i\}$  covers a Steiner tree for  $P_i \cup \{q_i\}$ . Thus,

$$\begin{aligned}
l(T) &= l(T_{top}) + \sum_{i=1}^k l(T_i) \\
&\leq \alpha \cdot l(T_{top}^*) + \alpha \sum_{i=1}^k (\|q_i^* - q_i\|_1) + \sum_{i=1}^k l(T_i) \\
&\leq \alpha \cdot l(T_{top}^*) + \alpha \sum_{i=1}^k (\|q_i^* - q_i\|_1) + \alpha \sum_{i=1}^k l(T_i^*) + \alpha \sum_{i=1}^k (\|q'_i - q_i\|_1) \\
&\leq \alpha \cdot l(T_{top}^*) + \frac{7}{4}\alpha \sum_{i=1}^k l(T_i^*) \leq \frac{7}{4}\alpha \cdot (l(T_{top}^*) + \sum_{i=1}^k l(T_i^*)) \leq 1.75\alpha \cdot l(T^*).
\end{aligned}$$

□

Figure 4 shows that the factor  $(\frac{7}{4} + \epsilon)$  is sharp. For the instance  $P_1 = \{(0, 0), (1, 0), (0, 1)\}$ ,  $P_2 = \{(0, 0), (-1, 0), (0, -1)\}$  a minimum two-level rectilinear Steiner tree of length 4 is shown on the left with  $l(T_{top}) = 0$ . On the right, with bounding box centers as connection points and shortest Steiner trees the total length is 7.

## 4.2 Adjusted Bounding Box Center

We can improve the approximation factor by a more careful choice of the connection point. For a set  $P_i$  ( $i \in \{1, \dots, k\}$ ), we call the coordinate system with origin in the central point of its bounding box the *coordinate system of  $P_i$* . If no terminal in a subtree instance  $P_i$  is located in the lower left quadrant of the bounding box w.r.t. its coordinate system, it appears reasonable to shift the connection point to the upper right towards the actual terminals, e. g. one would move  $q_2$  towards the upper right in Figure 4.

Otherwise, if a set  $P_i$  of terminals contains an element in each quadrant of its bounding box  $B(P_i)$ , we call the bounding box  $B(P_i)$  *complete*, as the left example in Figure 5 shows. For subtrees with a complete bounding box we choose the connection point to the top-level tree as the central point of the bounding box as in Section 4.1.

For sets  $P_i$  with an incomplete bounding box  $B(P_i)$  we assume w.l.o.g. (after reflection and rotation) that there is no point of  $P_i$  in the lower-left quadrant of the coordinate system for  $P_i$  and that the horizontal length is not less than the vertical length of the bounding box  $B(P_i)$ . We then define

$$\begin{aligned} t_i^1 &= \max\{s \in [0, t_i^{\max}] : P \cap \{(x, y) : x < s, y < s\} = \emptyset\}, \\ t_i^2 &= \min\{s \in [0, t_i^{\max}] : P \cap \{(x, y) : x > s, y > s\} = \emptyset\}, \text{ and} \\ t_i &= \min\{t_i^1, t_i^2, \beta t_i^{\max}\}, \end{aligned} \quad (2)$$

where  $\beta \in [0, 1]$  is a parameter we will choose later and  $t_i^{\max}$  is half the vertical length of  $B(P_i)$ , which by our assumption is also the (vertical) distance from the center to the boundary of  $B(P_i)$ .

For subtrees with incomplete bounding box we choose the connection point  $q_i = (q_{ix}, q_{iy})$  to the top-level tree as the central point of the bounding box plus the vector  $(t_i, t_i)$  (see also Figure 5). As before, we compute Steiner trees  $T_{top}$  for  $\{q_1, \dots, q_k\}$  and  $T_i$  for  $P_i \cup \{q_i\}$  ( $i \in \{1, \dots, k\}$ ).

Moreover for  $i \in \{1, \dots, k\}$  the trees  $T_i$  are refined as follows. We compute a second Steiner tree  $T'_i$  for  $P_i \cup \{q_i\}$  as follows: We compute a Steiner tree  $T'_i$  for  $P_i$ . Thereby, we embed maximal paths in  $T'_i$  containing only Steiner vertices with degree two so that each such path has minimum distance to  $q_i$  while preserving its length. We then add an edge from  $q_i$  to  $a_i$ , where  $a_i$  is a point in  $T'_i$  minimizing the distance to  $q_i$ . Finally, if  $l(T'_i) \leq l(T_i)$ , we replace  $T_i$  by  $T'_i$ .

Let  $T$  be the two-level Steiner tree computed as described and let  $T^* = \{T_{top}^*, T_1^*, \dots, T_k^*\}$  be an

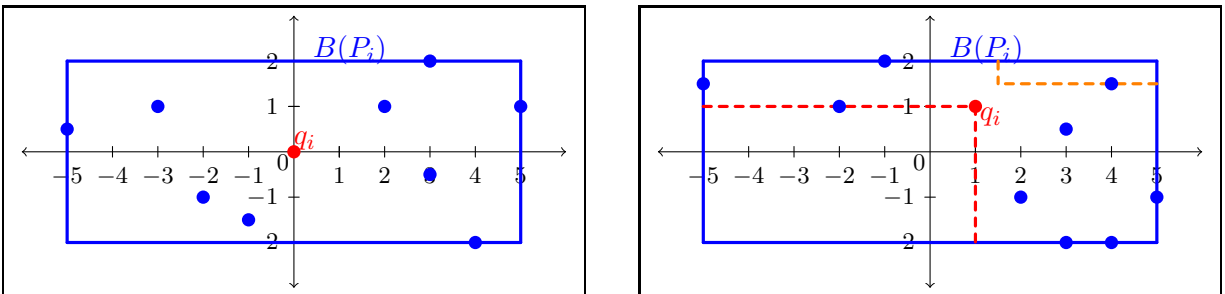


Figure 5: On the left an example for a complete bounding box with  $q_i$  chosen at the center. On the right an example for an incomplete bounding box.  $(t_i^1, t_i^1)$  is the bend of the red line, here defining  $q_i$ , and  $(t_i^2, t_i^2)$  the bend on the orange line.



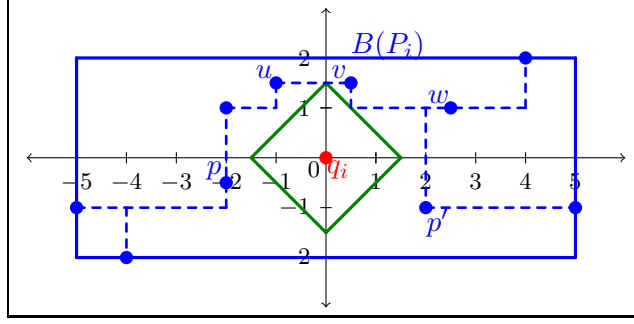


Figure 6: An example of the situation in the proof of Lemma 4.1. The green diamond is the  $l_1$ -circle with radius  $h$  around  $q_i$ .

minimum two-level Steiner tree. Again we choose  $T_{top}^*$  under all minimum two-level Steiner trees as large as possible so that there is a connection point  $q_i^* = (q_{i,x}^*, q_{i,y}^*) \in T_{top}^* \cap T_i^* \subseteq B(P_i)$ .

We start with two lemmas bounding the distance  $\|q_i - a_i\|_1$  between the connection point  $q_i$  and a nearest neighbor  $a_i$  in  $T_i'$  by the length  $l(T_i^*)$  of the subtree in an optimum solution.

**Lemma 4.1.** *Let  $i \in \{1, \dots, k\}$  and  $T_i', a_i$  be constructed as above. If  $B(P_i)$  is complete, then  $l(B(P_i)) + \|q_i - a_i\|_1 \leq l(T_i^*)$ .*

*Proof.* Define  $h := \|q_i - a_i\|_1$ . Since  $B(P_i)$  is complete,  $T_i'$  intersects at least three of the four axes of the coordinate system to  $P_i$ . We assume w.l.o.g. that  $T_i'$  intersects the left, upper and right axis. (We did not rotate complete boxes before but only incomplete ones.)

By the choice of  $T_i'$  and  $h$  there exist (see also Figure 6)

$$\begin{aligned} p &\in \{(x, y) \in P_i : x \leq -h, y \leq 0\}, \\ p' &\in \{(x, y) \in P_i : x \geq h, y \leq 0\}, \\ u &\in \{(x, y) \in P_i : x < 0, y \geq h\}, \\ v_z &\in V_z := \{(x, y) \in P_i : x \geq z, y \geq h - z\} \text{ for all } z \in [0, h]. \end{aligned}$$

Let  $v_h \in V_h$ . If the unique  $T_i^*$ -paths from  $p$  to  $u$  and from  $p'$  to  $v_h$  intersect, then  $T_i^*$  connects the lines  $\{(x, y) : x = 0\}$  and  $\{(x, y) : x = h\}$  twice, and therefore  $l(B(P_i)) + h \leq l(T_i^*)$ .

Otherwise, we can choose a minimum  $z \geq 0$  such that there is a  $v \in V_z$  and the unique  $T_i^*$ -paths from  $p$  to  $u$  and from  $p'$  to  $v$  are disjoint. The lines  $\{(x, y) : y = 0\}$  and  $\{(x, y) : y = h - z\}$  are connected twice in  $T_i^*$ . Therefore we get  $l(B(P_i)) + h - z \leq l(T_i^*)$ .

If  $z = 0$  we are done. Otherwise, if our statement is false there is an  $0 < \epsilon \leq z$  such that  $\epsilon = l(B(P_i)) + h - l(T_i^*)$  and a  $w \in V_{z-\frac{\epsilon}{2}}$ . Since the unique  $T_i^*$ -paths from  $p$  to  $u$  and from  $p'$  to  $w$  are not disjoint,  $T_i^*$  connects the lines  $\{(x, y) : x = 0\}$  and  $\{(x, y) : x = z - \frac{\epsilon}{2}\}$  twice. Therefore we get the contradiction

$$\epsilon = l(B(P_i)) + h - l(T_i^*) \leq l(B(P_i)) + h - l(B(P_i)) - h + z - z + \frac{\epsilon}{2} = \frac{\epsilon}{2}.$$

□

**Lemma 4.2.** *Let  $i \in \{1, \dots, k\}$  and  $T_i', a_i$  be constructed as above. If  $B(P_i)$  is incomplete and  $t_i < \beta t_i^{\max}$ , then  $l(B(P_i)) + \|q_i - a_i\|_1 \leq l(T_i^*)$ .*

*Proof.* If  $t_i^2 \leq t_i^1$  all  $(x, y) \in P_i$  are either  $x \leq t_i^2, y \geq t_i^1$  or  $x \geq t_i^1, y \leq t_i^2$ . By the construction of  $T_i'$  we have  $a_i = q_i$  and we are done. Otherwise, there is a point  $p = (p_x, p_y) \in P_i$  with either  $p_x = t_i^1$  and  $p_y \leq t_i^1$  or  $p_x \leq t_i^1$  and  $p_y = t_i^1$ . W.l.o.g.  $p_x \leq t_i^1$  and  $p_y = t_i^1$ . Let be  $p' \in P_i$  a point in the lower border of the bounding box. The  $T_i'$ -path from  $p$  to  $p'$  intersects the left, upper and right halfline starting in  $q_i$ . We are now in the same setting as in the proof of Lemma 4.1. We obtain analogously  $l(B(P_i)) + \|q_i - a_i\|_1 \leq l(T_i^*)$ .  $\square$

**Lemma 4.3.** *If  $B(P_i)$  is incomplete,  $q_{i_x}^* < q_{i_x}$ , and  $q_{i_y}^* < q_{i_y}$ , then*

$$\|q_i^* - q_i\|_1 \leq \frac{1}{2}l(T_i^*) + \left(\frac{3}{2}\beta - \frac{1}{2}\right)t_i^{\max}.$$

*Proof.* Since  $B(P_i)$  is incomplete,  $q_i^* \in B(P_i)$ , and by the choice of  $t_i$  and  $q_i$  in (2), there are points

$$u \in \{(x, y) \in P_i : x \leq q_{i_x}^*, y \geq q_{i_y}\},$$

$$v \in \{(x, y) \in P_i : x \geq q_{i_x}, y \leq q_{i_y}^*\},$$

$$w \in \{(x, y) \in P_i : x \geq q_{i_x}, y \geq q_{i_y}\}.$$

By the positions of the four points  $q_i^*$ ,  $u$ ,  $v$ , and  $w$ ,  $T_i^*$  connects either the lines  $\{(x, y) : x = q_{i_x}\}$  and  $\{(x, y) \in \mathbb{R}^2 : x = q_{i_x}^*\}$  or the lines  $\{(x, y) \in \mathbb{R}^2 : y = q_{i_y}\}$  and  $\{(x, y) : y = q_{i_y}^*\}$  twice. Therefore we have  $\min\{|q_{i_x} - q_{i_x}^*|, |q_{i_y} - q_{i_y}^*|\} + l(B(P_i)) \leq l(T_i^*)$  and

$$\begin{aligned} \|q_i^* - q_i\|_1 &= |q_{i_x}^* - q_{i_x}| + |q_{i_y}^* - q_{i_y}| \\ &\leq \frac{1}{2}(l(T_i^*) - l(B(P_i))) + \frac{1}{2}\min\{|q_{i_x} - q_{i_x}^*|, |q_{i_y} - q_{i_y}^*|\} + \max\{|q_{i_x} - q_{i_x}^*|, |q_{i_y} - q_{i_y}^*|\} \\ &\leq \frac{1}{2}l(T_i^*) - \frac{1}{2}l(B(P_i)) + \frac{1}{2}(t_i + t_i^{\max}) + t_i + \frac{1}{2}l_{hor}(B(P_i)) \\ &\leq \frac{1}{2}l(T_i^*) + \frac{3}{2}t_i - \frac{1}{2}t_i^{\max} \leq \frac{1}{2}l(T_i^*) + \left(\frac{3}{2}\beta - \frac{1}{2}\right)t_i^{\max}, \end{aligned}$$

where  $l_{hor}(B(P_i))$  is the horizontal length of  $B(P_i)$  and we first use  $2t_i^{\max} \leq l_{hor}(B(P_i))$  to dissolve minimum and maximum, and then  $l(B(P_i)) = 2t_i^{\max} + l_{hor}(B(P_i))$  and  $t_i \leq \beta t_i^{\max}$ .  $\square$

**Lemma 4.4.** *If  $B(P_i)$  is incomplete and if  $q_i^* \in \{(x, y) \in B(P_i) : x \geq q_{i_x} \text{ or } y \geq q_{i_y}\}$ , then  $\|q_i^* - q_i\|_1 \leq \frac{1}{2}l(B(P_i))$ .*

*Proof.* Since  $q_i \in \{(x, y) \in B(P_i) : x = y\}$  we have  $\|q_i^* - q_i\|_1 \leq \frac{1}{2}l(B(P_i))$ .  $\square$

We are now able to bound the length of each subtree  $T_i$  by the length of its corresponding tree  $T_i^*$  in the optimum solution.

**Lemma 4.5.** *Let  $1 \leq \alpha \leq 1.5$  be an approximation factor for the rectilinear Steiner tree problem. We define*

$$f(\alpha) = \min_{\beta \in [0,1]} \max \left\{ \frac{11}{8}\alpha + \frac{1}{4}, \frac{11}{8}\alpha + \frac{3}{8}\alpha\beta, \frac{3}{2}\alpha - \frac{1}{4}\beta + \frac{1}{4} \right\}. \quad (3)$$

*Then, for all  $i = 1, \dots, k$  we have*

$$\alpha\|q_i^* - q_i\|_1 + l(T_i) \leq f(\alpha) \cdot l(T_i^*).$$

*Proof.* We perform a case distinction corresponding to the Lemmas 4.1, 4.3, and 4.4.

**First case:**  $B(P_i)$  is complete (as in Lemma 4.1).

$$\begin{aligned} \alpha \|q_i^* - q_i\|_1 + l(T_i) &\leq \frac{1}{2}\alpha \cdot l(B(P_i)) + l(T_i) \leq \frac{3}{2}\alpha \cdot l(T_i^*) + (1 - \frac{1}{2}\alpha) \|q_i - a_i\|_1 \\ &\leq \frac{3}{2}\alpha \cdot l(T_i^*) + \frac{1}{4}(1 - \frac{1}{2}\alpha) l(B(P_i)) \leq \left(\frac{11}{8}\alpha + \frac{1}{4}\right) l(T_i^*). \end{aligned}$$

where the second inequality follows from Lemma 4.1 and the third inequality from the fact that the Steiner tree  $T_i'$  intersects the vertical line through the origin inside the bounding box.

**Second case:**  $B(P_i)$  is incomplete,  $q_{i,x}^* < q_{i,x}$ , and  $q_{i,y}^* < q_{i,y}$  (as in Lemma 4.3).

By the maximality of  $T_{top}^*$ ,  $q_i^*$  has at least two incident edges in  $T_i^*$ . Since there is no point in  $P_i$  which is lower-left of  $q_i$ , we can assume w.l.o.g., that  $q_i^*$  has exactly one incident edge in the upper and one in the right direction. The first one intersects  $\{(x, y) : y = q_{i,y}\}$  in  $(q_{i,x}^*, q_{i,y})$  and the second one intersects  $\{(x, y) : x = q_{i,x}\}$  in  $(q_{i,x}, q_{i,y}^*)$ .

Now we reroute in  $T_i^*$  the path starting in  $(q_{i,x}^*, q_{i,y})$  via  $q_i^*$  to  $(q_{i,x}, q_{i,y}^*)$  by a path via  $q_i$  and get a Steiner tree  $T_i'^*$  on  $P_i$  with  $l(T_i'^*) = l(T_i^*)$ . Since  $T_i'^*$  is a Steiner tree on  $P_i \cup \{q_i\}$  we get  $l(T_i) \leq \alpha \cdot l(T_i'^*) = \alpha \cdot l(T_i^*)$ .

With Lemma 4.3 (first inequality), and  $4t_i^{\max} \leq l(B(P_i)) \leq l(T_i^*)$  we get

$$\begin{aligned} \alpha \|q_i^* - q_i\|_1 + l(T_i) &\leq \alpha \left( \frac{1}{2} l(T_i^*) + \left( \frac{3}{2}\beta - \frac{1}{2} \right) t_i^{\max} \right) + \alpha \cdot l(T_i^*) \\ &\leq \frac{3}{2}\alpha \cdot l(T_i^*) + \alpha \left( \frac{3}{2}\beta - \frac{1}{2} \right) t_i^{\max} \leq \frac{3}{2}\alpha \cdot l(T_i^*) + \alpha \left( \frac{3}{8}\beta - \frac{1}{8} \right) l(B(P_i)) \\ &\leq \left( \frac{11}{8}\alpha + \frac{3}{8}\alpha\beta \right) l(T_i^*). \end{aligned}$$

**Third case:**  $B(P_i)$  is incomplete and  $q_i^* \in \{(x, y) \in B(P_i) : x \geq q_{i,x} \text{ or } y \geq q_{i,y}\}$  (as in Lemma 4.4).

If  $t_i = \beta t_i^{\max}$ , then

$$\begin{aligned} \alpha \|q_i^* - q_i\|_1 + l(T_i) &\leq \frac{1}{2}\alpha \cdot l(B(P_i)) + l(T_i') \leq \frac{1}{2}\alpha \cdot l(B(P_i)) + \alpha \cdot l(T_i^*) + (1 - \beta) t_i^{\max} \\ &\leq \left( \frac{3}{2}\alpha - \frac{1}{4}\beta + \frac{1}{4} \right) l(T_i^*), \end{aligned}$$

where the first inequality follows by Lemma 4.4. In the second inequality we use that the extra cost of connecting  $q_i$  in  $T_i'$  is bounded by the distance  $(1 - \beta)t_i^{\max}$  between  $q_i$  and the upper boundary of  $B(P_i)$ .

If  $t_i < \beta t_i^{\max}$ , then

$$\begin{aligned} \alpha \|q_i^* - q_i\|_1 + l(T_i) &\leq \frac{1}{2}\alpha \cdot l(B(P_i)) + l(T_i) \leq \frac{3}{2}\alpha \cdot l(T_i^*) + (1 - \frac{1}{2}\alpha) \|q_i - a_i\|_1 \\ &\leq \frac{3}{2}\alpha \cdot l(T_i^*) + \frac{1}{4}(1 - \frac{1}{2}\alpha) l(B(P_i)) \leq \left( \frac{11}{8}\alpha + \frac{1}{4} \right) l(T_i^*). \end{aligned}$$

The first inequality follows by Lemma 4.4, the second by Lemma 4.2, and the third since  $\|q_i - a_i\|_1 \leq t_i^{\max} \leq \frac{1}{4} l(B(P_i))$ .  $\square$

**Theorem 4.2.** *The two-level rectilinear Steiner tree problem can be approximated by a factor of*

$$f(\alpha) = \min_{\beta \in [0,1]} \max \left\{ \frac{11}{8}\alpha + \frac{1}{4}, \frac{11}{8}\alpha + \frac{3}{8}\alpha\beta, \frac{3}{2}\alpha - \frac{1}{4}\beta + \frac{1}{4} \right\}$$

*using an  $\alpha$ -factor approximation algorithm for rectilinear Steiner trees as a subroutine.*

*Proof.* Let  $T$  be the two-level Steiner tree computed using adjusted center points as connection points and let  $T^* = \{T_{top}^*, T_1^*, \dots, T_k^*\}$  be a minimum two-level Steiner tree with  $T_{top}^*$  as large as possible so that all  $q_i^* \in B(P_i)$  for all  $i = 1, \dots, k$ . Then

$$\begin{aligned} l(T) &= l(T_{top}) + \sum_{i=1}^k l(T_i) \leq \alpha \cdot l(T_{top}^*) + \sum_{i=1}^k \alpha \|q_i^* - q_i\|_1 + \sum_{i=1}^k l(T_i) \\ &\leq \alpha \cdot l(T_{top}^*) + f(\alpha) \sum_{i=1}^k l(T_i^*) \leq f(\alpha) \cdot l(T^*). \end{aligned}$$

The first inequality follows since  $E(T_{top}^*) \cup (\bigcup_{i=1}^k \{q_i^*, q_i\})$  covers a Steiner tree for  $\{q_1, \dots, q_k\}$  and the third inequality follows by Lemma 4.5.  $\square$

We get an approximation ratio of  $\frac{11}{8}\alpha + \frac{1}{4}$  when all bounding boxes are complete.

**Corollary 4.1.** *There is a 2.37-factor approximation algorithm with runtime  $\mathcal{O}(n \log n)$  for the two-level rectilinear Steiner tree problem.*

*Proof.* A minimum rectilinear Steiner tree on  $l$  terminals in the plane can be approximated by a factor  $\alpha = 1.5$  computing a minimum spanning tree in the Delaunay triangulation in  $\mathcal{O}(l \log l)$  time [12]. Now we apply Theorem 4.2, where  $f(\alpha) = \frac{123}{52} < 2.37$  is determined by  $\beta = \frac{7}{13}$ .  $\square$

**Corollary 4.2.** *There is an 1.63-factor approximation algorithm for the two-level rectilinear Steiner tree problem.*

*Proof.* We approximate the rectilinear Steiner trees in Theorem 4.2 using Arora's approximation scheme [2]. Choosing  $0 < \epsilon < 0.003$ , we get the claimed approximation factor, where  $f(\alpha)$  is determined by  $\beta := \frac{3}{5}$ .  $\square$

### 4.3 Small Top-Level Trees

The adjusted box center algorithm computes the connection points based on each partition individually ignoring the structure of the top-level tree. If there is small box containing one terminal from each set  $P_1, \dots, P_k$ , we can give a better approximation ratio independent of the structure of the partition sets. We define the *top-level bounding box*  $B_{top}(P_1, \dots, P_k)$  as the smallest axis-parallel rectangle containing at least one point  $q_i \in P_i$  for each  $i = 1, \dots, k$ . It is a simple exercise to see that  $B_{top}(P_1, \dots, P_k)$  can be computed in  $\mathcal{O}(n^3)$ .

We choose connection points  $q_i \in P_i \cap B_{top}(P_1, \dots, P_k)$  and compute the two-level Steiner tree  $(T_{top}, T_1, \dots, T_k)$  by an  $\alpha$ -factor approximation algorithm for rectilinear Steiner trees. Let  $(T_{top}^*, T_1^*, \dots, T_k^*)$  be an optimum solution. In [6] it was shown that  $U(k) := \frac{\lceil \sqrt{k-2} \rceil}{2} + \frac{3}{4}$  is an upper

bound for the ratio of the length of a minimum rectilinear Steiner tree on  $k$  terminals and their bounding box. Then

$$l(T) = l(T_{top}) + \sum_{i=1}^k l(T_i) \leq U(k) \cdot l(B_{top}(P_1, \dots, P_k)) + \alpha \sum_{i=1}^k l(T_i^*).$$

Now if  $l(B_{top}(P_1, \dots, P_k))$  is small, the approximation factor for the two-level Steiner tree is essentially dominated by  $\alpha$ .

## References

- [1] E. Alvarez-Miranda, I. Ljubic, S. Raghavan, and P. Toth: Recoverable Robust Two-Level Network Design Problem. *INFORMS Journal on Computing*, to appear, 2014.
- [2] S. Arora: Polynomial time approximation schemes for Euclidian Traveling Salesman and other geometric problems. *Journal of the ACM*, 45(5): 753–782, 1998.
- [3] M. Baou and F. Barahona. A polyhedral study of a two level facility location model . *RAIRO - Operations Research*, 48: 153–165, 2014.
- [4] J. Byrka and B. Rybicki. Improved LP-Rounding Approximation Algorithm for k-level Uncapacitated Facility Location. *Proceedings of the 39th International Colloquium on Automata, Languages, and Programming (ICALP '12)*, 157–169, 2012.
- [5] A. Balakrishnan, T. L. Magnanti, and P. Mirchandani: A dual-based algorithm for multi-level network design. *Management Science*, 40(5): 567–581, 1994.
- [6] U. Brenner, J. Vygen: Worst-Case Ratios of Networks in the Rectilinear Plane. *Networks*. 38, 126–139, 2001.
- [7] J. R. Current, C. S. ReVelle, and J. L. Cohon: The hierarchical network design problem. *European Journal of Operational Research*, 27(1), 57–66, 1986.
- [8] J. Edmonds and R.M. Karp: Theoretical Improvements in Algorithmic Efficiency for Network Flow Problems. *Journal of the ACM*, 19(2), 248–264, 1972.
- [9] M. Hanan: On Steiner’s problem with rectilinear distance. *SIAM Journal on Applied Mathematics*, 14(2): 255–265, 1966.
- [10] K. Menger: Zur allgemeinen Kurventheorie. *Fundamenta Mathematicae*, 10: 96–115, 1927.
- [11] S. Safra and O. Schwartz: On the complexity of approximating TSP with neighborhoods and related problems. *Computational Complexity*, 14(4): 281–307, 2006.
- [12] J.M. Smith, D.T. Lee, and J.S. Liebman: An  $\mathcal{O}(n \log n)$  heuristic for Steiner minimal tree problems on the euclidean metric. *Networks*, 11(1): 23–39, 1981.
- [13] T.L. Snyder: On the exact location of Steiner points in general dimension. *SIAM Journal on Computing*, 21(1): 163–180, 1991.
- [14] H. Xiang, H. Ren, L. Trevillyan, L. Reddy, R. Puri, and M. Cho: Logical and physical restructuring of fan-in trees. *Proceedings of the 19th International Symposium on Physical design (ISPD '10)*, 67–74, 2010.
- [15] H. Xiang, L. Reddy, L. Trevillyan, and R. Puri: Depth Controlled Symmetric Function Fanin Tree Restructure. *Proceedings of the International Conference on Computer-Aided Design (ICCAD '13)*, 585–591, 2013.