

Three-loop Correction to the Instanton Density. I. The Quartic Double Well Potential

M.A. Escobar-Ruiz^{1,*} E. Shuryak^{2,†} and A.V. Turbiner^{1,2‡}

¹ *Instituto de Ciencias Nucleares, Universidad Nacional Autónoma de México,
Apartado Postal 70-543, 04510 México, D.F., México and*

² *Department of Physics and Astronomy,
Stony Brook University, Stony Brook, NY 11794-3800, USA*

(Dated: November 1, 2015)

Abstract

This paper deals with quantum fluctuations near the classical instanton configuration. Feynman diagrams in the instanton background are used for the calculation of the tunneling amplitude (the instanton density) in the three-loop order for quartic double-well potential. The result for the three-loop contribution coincides in six significant figures with one given long ago by J. Zinn-Justin. Unlike the two-loop contribution where all involved Feynman integrals are rational numbers, in the three-loop case Feynman diagrams can contain irrational contributions.

*Electronic address: mauricio.escobar@nucleares.unam.mx

†Electronic address: edward.shuryak@stonybrook.edu

‡Electronic address: turbiner@nucleares.unam.mx, alexander.turbiner@stonybrook.edu

Introduction

There is no question that instantons [1], Euclidean classical solutions of the field equations, represent one of the most beautiful phenomena in theoretical physics [2]-[3]. Instantons in non-Abelian gauge theories of the QCD type are important component of the non-perturbative vacuum structure, in particular they break chiral symmetries and thus significantly contribute to the nucleon (and our) mass [4]. Instantons in supersymmetric gauge theories lead to derivation of the exact beta function [5], and in the “Seiberg-Witten” $\mathcal{N}=2$ case to derivation of the super potential by the exact evaluation of the instanton contributions to all orders [6]. The instanton method now has applications in stochastic settings beyond quantum mechanics or field theories, and even physics – in chemistry and biology – see e.g. discussion of its usage in the problem of protein folding in [7].

Since the work by A. Polyakov [1] the problem of a double well potential (DWP) has been considered as the simplest quantum mechanical setting illustrating the role of instantons in more complicated quantum field theories. In the case of the DWP one can perform certain technical tasks – like we do below – which so far are out of reach in more complicated/realistic settings.

Tunneling in quantum mechanical context has been studied extensively using WKB and other semiclassical means. The aim of this paper is not to increase accuracy on these quantum-mechanical results, but rather to develop tools - Feynman diagrams on top of an instanton - which can be used in the context of many dimensions and especially in Quantum Field Theories (QFTs). Therefore we do *not* use anything stemming from the Schrödinger equation in this work, in particular do not use series resulting from recurrence relations or resurgence relations (in general, conjectured) by several authors.

Another reason to study DWP is existing deep connections between the quantum mechanical instantons – via Schrödinger equation – with wider mathematical issues, of approximate solutions to differential equations, defined in terms of certain generalized series. A particular form of an exact quantization condition was *conjectured* by J. Zinn-Justin and collaborators (for a review see [12] and references therein), which links series around the instantons with the usual perturbative series in the perturbative vacuum. Unfortunately, no rigorous proof of such a connection exist, and it remains unknown if it can or cannot be generalized to the field theory cases we are mainly interested in. Recently, for the quartic double well and

Sine-Gordon potentials Dunne and Ünsal (see [8] and also references therein) have presented more arguments for this connection, which they call *resurgent relation*.

In [9] the method and key elements (a non-trivial instanton background and new effective vertices) to calculate the two-loop correction to the tunneling amplitude for the DWP were established. In particular, the anharmonic oscillator was considered in order to show how to apply Feynman diagrams technique. In [10] the Green function in the instanton background was corrected, and it was attempted to obtain two- and three-loop corrections. Finally, Wöhler and Shuryak [11] corrected some errors made in [10] and reported the exact result for the two-loop correction.

The goal of the present paper is to evaluate the three-loop correction to the tunneling amplitude and compare it with the results obtained in [12] by a completely different method, not available in the field theory settings.

Three-loop correction to the instanton density

Let us consider the quantum-mechanical problem of a particle of mass $m = 1$ in a double well potential

$$V = \lambda (x^2 - \eta^2)^2. \quad (1)$$

The well-known instanton solution $X_{inst}(t) = \eta \tanh(\frac{1}{2}\omega(t - t_c))$, with $\omega^2 = 8\lambda\eta^2$, describing the barrier tunneling is the path which possesses the minimal action $S_0 = S[X_{inst}(t)] = \frac{\omega^3}{12\lambda}$. Setting $\omega = 1$, and shifting coordinate to the minimum of the potential one gets the anharmonic oscillator potential in a form $V_{anh} = \frac{1}{2}x^2 - \sqrt{2\lambda}x^3 + \lambda x^4$ with one (small) dimensionless parameter λ . J. Zinn-Justin et al [12] use the same potential with $\lambda = g/2$.

The classical action S_0 of the instanton solution is therefore large and $\frac{1}{S_0}$ is used in the expansion. The ground state energy E_0 within the zero-instanton sector (pure perturbation theory) is written in the form

$$E_0 = \frac{1}{2} \sum_{n=0}^{\infty} \frac{A_n}{S_0^n}, \quad (A_0 = 1), \quad (2)$$

Another series to be discussed is the splitting $\delta E = E_{first \text{ excited state}} - E_{ground \text{ state}}$ related to the so called instanton density [19] in the one-instanton approximation as

$$\delta E = \Delta E \sum_{n=0}^{\infty} \frac{B_n}{S_0^n}, \quad (B_0 = 1), \quad (3)$$

where $\Delta E = 2\sqrt{\frac{6S_0}{\pi}} e^{-S_0}$ is the well-known one-loop semiclassical result [2]. Coefficients A_n in the series (2) can be calculated using the ordinary perturbation theory (see [15]) while many coefficients B_n in the expansion (3) were found by J. Zinn-Justin, 1981-2005 (see [12] and references therein), obtained via the so called *exact Bohr-Sommerfeld quantization condition*.

Alternatively, using the Feynman diagrams technique Wöhler and Shuryak [11] calculated the two-loop correction $B_1 = -71/72$ in agreement with the result by J. Zinn-Justin [12]. Higher order coefficients B_n in (3) can also be computed in this way. Since we calculate the energy difference, all Feynman diagrams in the instanton background (with the instanton-based vertices and the Green's function) need to be accompanied by subtraction of the same diagrams for the anharmonic oscillator, without the instanton (see [9] for details). For $\frac{1}{\Delta E} \gg \tau \gg 1$ it permits to evaluate the ratio

$$\frac{\langle -\eta | e^{-H\tau} | \eta \rangle_{inst}}{\langle \eta | e^{-H\tau} | \eta \rangle_{anh}}$$

where the matrix elements $\langle -\eta | e^{-H\tau} | \eta \rangle_{inst}$, $\langle \eta | e^{-H\tau} | \eta \rangle_{anh}$ are calculated using the instanton-based and vacuum diagrams, respectively.

The instanton-based Green's function $G(x, y)$

$$G(x, y) = G^0(x, y) \left[2 - xy + \frac{1}{4} |x - y| (11 - 3xy) + (x - y)^2 \right] + \frac{3}{8} (1 - x^2)(1 - y^2) \left[\log G^0(x, y) - \frac{11}{3} \right], \quad (4)$$

is expressed in variables $x = \tanh(\frac{t_1}{2})$, $y = \tanh(\frac{t_2}{2})$, in which the familiar oscillator Green function $e^{-|t_1 - t_2|}$ of the harmonic oscillator is

$$G^0(x, y) = \frac{1 - |x - y| - xy}{1 + |x - y| - xy}, \quad (5)$$

In its derivation there were two steps. One was to find a function which satisfies the Green function equation, used via two independent solutions and standard Wronskian method. The second step is related to a zero mode: one can add a term $\phi_0(t_1)\phi_0(t_2)$ with any coefficient and still satisfy the equation. The coefficient is then fixed from orthogonality to the zero mode, see [10].

The two-loop coefficient is given by the two-loop diagrams (see Fig. 1 and [11]),

$$B_1 = a + b_1 + b_2 + c ,$$

where

$$a = -\frac{97}{1680}, \quad b_1 = -\frac{53}{1260}, \quad b_2 = -\frac{39}{560}, \quad c = -\frac{49}{60}, \quad (6)$$

reflecting the contribution of four Feynman diagrams.

The three-loop correction B_2 (3) we are interested in is given by the sum of eighteen 3-loop Feynman diagrams, which we group as follows (see Figs. 2 - 3)

$$B_2 = a_1 + b_{11} + b_{12} + b_{21} + b_{22} + b_{23} + b_{24} \\ + d + e + f + g + h + c_1 + c_2 + c_3 + c_4 + c_5 + c_6 + B_{2loop}, \quad (7)$$

complementing by a contribution from two-loop Feynman diagrams

$$B_{2loop} = \frac{1}{2}(a + b_1 + b_2)^2 + (a + b_1 + b_2)c = \frac{39589}{259200},$$

(see (6)). Thus, all Feynman diagrams contributing to (7) are presented in Figs. 1-3. The rules of constructing the integrals for each diagram should be clear from next two examples.

The explicit expression for the Feynman integral b_{23} in Fig. 2 is

$$b_{23} = \frac{9}{8} \int_{-1}^1 dx \int_{-1}^1 dy \int_{-1}^1 dz \int_{-1}^1 dw \\ J(x, y, z, w) \left(x y z w G_{xx} G_{xy} G_{yz} G_{yw} G_{zw}^2 - G_{xx}^0 G_{xy}^0 G_{yz}^0 G_{yw}^0 (G_{zw}^0)^2 \right), \quad (8)$$

while for c_4 in Fig. 3 it takes the form

$$c_4 = \frac{3}{8} \int_{-1}^1 dx \int_{-1}^1 dy \int_{-1}^1 dz \frac{x y}{(1-y^2)(1-z^2)} G_{xy} G_{yz}^2 G_{zz}, \quad (9)$$

here we introduced notations $G_{xy} \equiv G(x, y)$, $G_{xy}^0 \equiv G^0(x, y)$ and $J = \frac{1}{(1-x^2)} \frac{1}{(1-y^2)} \frac{1}{(1-z^2)} \frac{1}{(1-w^2)}$. Notice that the c 's diagrams come from the Jacobian of the zero mode and have no analogs in the anharmonic oscillator (single well potential) problem.

For calculation of the symmetry factors for a given Feynman's diagram we use the Wick's theorem and contractions, see e.g [17]. It can be illustrated by the next two examples. For diagram b_{11} the four propagators can be rearranged in $4!$ ways and the effect is duplicated by interchanging the two vertices t_1, t_2 giving a symmetry factor of $2 \times 4! = 48$. For the diagram c_4 the last propagator, which starts and ends at the same vertex forming loop, contributes with a factor of two which is also duplicated by rearranging the two inner propagators, finally, the symmetry factor of $2 \times 2! = 4$.

Results

The obtained results are summarized in Table I. All diagrams are of the form of two-dimensional, three-dimensional and four-dimensional integrals. In particular, the diagrams b_{11} and d (see Fig. 2)

$$\begin{aligned} b_{11} &= \frac{1}{48} \int_{-1}^1 dx \int_{-1}^1 \frac{dy}{(1-x^2)(1-y^2)} (G_{xy}^4 - (G_{xy}^0)^4) \\ d &= \frac{1}{16} \int_{-1}^1 dx \int_{-1}^1 \frac{dy}{(1-x^2)(1-y^2)} (G_{xx} G_{xy}^2 G_{yy} - G_{xx}^0 (G_{xy}^0)^2 G_{yy}^0), \end{aligned} \quad (10)$$

is given by two-dimensional integrals are the only ones which we are able to calculate analytically

$$\begin{aligned} b_{11} &= -\frac{1842223}{592704000} - \frac{1}{9800} \left(367 \zeta(2) - 180 \zeta(3) - 486 \zeta(4) \right) \equiv b_{11}^{rat} + b_{11}^{irrat} \\ d &= \frac{205441}{2469600} + \frac{525}{411600} \zeta(2) \equiv d^{rat} + d^{irrat}, \end{aligned} \quad (11)$$

here $\zeta(n)$ denotes the Riemann zeta function of argument n (see E. Whittaker and G. Watson (1927)). They contain a rational and an irrational contribution such that

$$\frac{b_{11}^{irrat}}{b_{11}^{rat}} \approx -4.55, \quad \frac{d^{irrat}}{d^{rat}} \approx 0.025.$$

It shows that the irrational contribution to b_{11} is dominant with respect to the rational part while for diagram d the situation is opposite. Other diagrams, see Table I, were evaluated numerically with an absolute accuracy $\sim 10^{-7}$. Surprisingly, almost all of them (15 out of 18 diagrams) are of the same order 10^{-1} as B_2 with few of them (diagrams a_1 , b_{12} , b_{21}) which are of order 10^{-2} .

J. Zinn-Justin (see [12] and references therein) reports a value of

$$B_2^{Zinn-Justin} = -\frac{6299}{10368} \approx -0.6075424, \quad (12)$$

while present calculation shows that

$$B_2^{present} \approx -0.6075425, \quad (13)$$

which is in agreement, up to the precision employed in the numerical integration.

Similarly to the two-loop correction B_1 the coefficient B_2 is negative. Note also that for B_1 all diagrams are negative while for B_2 there are diagrams of both signs. For not-so-large barriers ($S_0 \sim 1$), the two-loop and three-loop corrections are of the same order of magnitude.

The dominant contribution comes from the sum of the four-vertex diagrams $b_{12}, b_{21}, b_{23}, e, h, c_1, c_5, c_6$ while the three-vertex diagrams $a_1, b_{22}, b_{24}, f, g, c_2, c_3, c_4$ provides minor contribution, their sum represents less than 3% of the total correction B_2 . Interesting that for both two and three loop cases the largest contribution comes from diagrams stemming from the Jacobian, c for B_1 and c_5, c_6 for B_2 . Those diagrams are absent in the perturbative vacuum series, and thus do not have subtractions.

We already noted that some individual three-loop diagrams contain irrational numbers. Since the J. Zinn-Justins result is a rational number, then there must be a cancelation of these irrational contributions in the sum (7). From (11) we note that the term $(b_{11}^{irrat} + d^{irrat})$ gives a contribution of order 10^{-2} to the mentioned sum (7), and therefore the coincidence 10^{-7} between present result (13) and one of J. Zinn-Justin (12) is an indication that such a cancelation occurs. Now, we evaluate the coefficients A_1, A_2 in (2) using Feynman diagrams (see [15]). In order to do it let us consider the anharmonic oscillator potential $V_{anh} = \frac{1}{2}x^2 - \sqrt{2\lambda}x^3 + \lambda x^4$ and calculate the transition amplitude $\langle x = 0 | e^{-H_{anh}\tau} | x = 0 \rangle$. All involved Feynman integrals can be evaluated analytically. In the limit $\tau \rightarrow \infty$ the coefficients of order S_0^{-1} and S_0^{-2} in front of τ gives us the value of A_1 and A_2 , respectively. As it was mentioned above the c 's diagrams do not exist for the anharmonic oscillator problem. The Feynman integrals in Fig. 1 give us the value of A_1 , explicitly they are equal to

$$a = \frac{1}{16}, \quad b_1 = -\frac{1}{24}, \quad b_2 = -\frac{3}{16}.$$

The diagrams in Fig. 2 determine A_2 and corresponding values are presented in Table I, $b_{11} = -\frac{1}{384}$ and $d = -\frac{1}{64}$. Straightforward evaluation gives

$$A_1 = -\frac{1}{3}, \quad A_2 = -\frac{1}{4},$$

which is in agreement with the results obtained in standard multiplicative perturbation theory (see [16]). No irrational numbers appear in the evaluation of A_1 and A_2 . It is worth noting that (see Table I) some Feynman integrals being different give the same contribution,

$$f = g = \frac{3}{32}, \quad b_{22} = b_{24} = \frac{1}{24}.$$

In the instanton background the corresponding values of these diagrams do not coincide but are very close.

Conclusions and Discussion

In conclusion, we have calculated the tunneling amplitude (level splitting or the instanton density) up to three-loops using Feynman diagrams for quantum perturbations on top of the instanton. Our result for B_2 is found to be in good agreement with the resurgent relation between perturbative and instanton series suggested by J. Zinn-Justin (for modern reference see [12]).

Let us remind again, that this paper is methodical in nature, and its task was to develop tools to calculate tunneling phenomena in multidimensional QM or QFT context, in which any results stemming from the Schrödinger equation are not available. We use a quantum mechanical example as a test of the tools we use: but the tools themselves are expected to work in much wider context.

One comment on the results is that the final three-loop answer has a rational value. However, unlike the evaluation of the two-loop coefficient B_1 where all Feynman diagrams turned out to be rational numbers, in our case of B_2 at least two diagrams contain irrational parts. What is the origin of these terms and how they cancel out among themselves are questions left unanswered above, since several diagrams had resisted our efforts to get the analytic answer, so that we used numerical multidimensional integration methods, in particular, a dynamical partitioning [18]. Perhaps, this can still be improved.

Another intriguing issue is the conjectured relation between the instanton and vacuum series: at the moment we do not understand its origin from the path integral settings. Some diagrams are similar, but expressions quite different and unrelated. New (tadpole) diagrams originate from the instanton zero mode Jacobian, and those have no analogues in the vacuum. Surprisingly, they provide the dominant contribution to two-, three-loop corrections B_1 (one diagram out of four, see Fig.1) and B_2 (six diagrams out of 18, see Fig.3): $\sim 83\%$ and $\sim 97\%$ [20], respectively, see Table I. It implies that the sum of vacuum-like diagrams originating from the action is small.

Finally, we note that to our knowledge this is the first three-loop calculation on a nontrivial background of an instanton. Similar calculations for gauge theories would be certainly possible and are of obvious interest. One technical issue to be solved is gauge Green function orthogonal to all (including gauge change) zero modes.

Acknowledgments

MAER is grateful to J.C. López Vieyra for assistance with computer calculations and for the kind permission to use the code for dynamical partitioning in multidimensional integration. This work was supported in part by CONACYT grant **166189** (Mexico) for MAER and AVT, and also by DGAPA grant IN108815-3 (Mexico) for AVT. The work of ES is supported in part by the U.S. Department of Energy under Contract No. DE-FG-88ER40388.

Note added in proof (July, 2015):

During the time after the paper was submitted for publication we obtained a number of new results. We evaluated the contributions of c, c_5 -like diagrams, with maximal number of integrations, to the next order coefficients. The trend continues: those diagrams still contribute a significant fraction of the total answer, namely 83%, 127%, 60%, 20% of total two-, three-, four-, five-loop B_1, B_2, B_3, B_4 contributions, respectively. At the same time, surprisingly, the absolute values of all these diagrams are rather close. Advance in numerical multidimensional integrations lead to an increase in accuracy, the agreement in B_2 is now improved to six significant digits.

Appendix (as of August 9, 2015)

In this paper for the historical reasons we use the instanton-based Green's function (4)

$$G(x, y) = G^0(x, y) \left[2 - xy + \frac{1}{4} |x - y| (11 - 3xy) + (x - y)^2 \right] + \frac{3}{8} (1 - x^2)(1 - y^2) \left[\log G^0(x, y) - \frac{11}{3} \right],$$

expressed in variables $x = \tanh(\frac{t_1}{2})$, $y = \tanh(\frac{t_2}{2})$, in which the oscillator Green function

$$G^0(x, y) = \frac{1 - |x - y| - xy}{1 + |x - y| - xy},$$

see (5).

For the instanton field we have used the effective triple and quartic coupling constants

$$V_3 = -\frac{\sqrt{3}}{2} \tanh(t/2) S_0^{-1/2} \quad V_4 = \frac{1}{2} S_0^{-1},$$

respectively (S_0 is the action evaluated in the instanton solution, see p.3), while for the (subtracted) anharmonic oscillator we have

$$V_3 = -\frac{\sqrt{3}}{2} S_0^{-1/2} \quad V_4 = \frac{1}{2} S_0^{-1}.$$

For tadpole c -diagrams the vertex is effectively represented by

$$V_{tad} = \frac{\sqrt{3}}{4} \frac{\tanh(t/2)}{\cosh^2(t/2)} S_0^{-1/2} .$$

The normalization of the Green function (4) was chosen in such a way that in the r.h.s. of the defining equation contains the coefficient $\frac{1}{2}$ in front of the delta function, $\frac{1}{2}\delta(x-y)$. Vertices V_3, V_4, V_{tad} we have chosen accordingly.

Certainly, the instanton-based Green's function can be derived for the standard normalization with the coefficient 1 in front of the delta function $\delta(x-y)$ in the defining equation. This instanton-based Green's function corresponds to

$$G(x, y) \rightarrow G^0(x, y)$$

$$\left[2 - xy + \frac{1}{4}|x-y|(11-3xy) + (x-y)^2 \right] + \frac{3}{8}(1-x^2)(1-y^2) \left[\log(2 G^0(x, y)) - \frac{11}{3} \right] \equiv G_n(x, y) , \quad (14)$$

where the oscillator Green function changes to

$$G^0(x, y) \rightarrow \frac{1 - |x-y| - xy}{2(1 + |x-y| - xy)} \equiv G_n^0(x, y) . \quad (15)$$

Vortices have to be replaced as well

$$V_3 \rightarrow 2\sqrt{2} V_3 \equiv V_3^n , \quad V_4 \rightarrow 4 V_4 \equiv V_4^n , \quad V_{tad} \rightarrow \sqrt{2} V_{tad} \equiv V_{tad}^n \quad (16)$$

It can be easily checked that any Feynman integral is invariant under the transformations (14)-(16).

-
- [1] A. M. Polyakov, *Nucl. Phys. B* **120**, 429 (1977)
 - [2] A.I. Vainshtein, V.I. Zakharov, V.A. Novikov and M.A.Shifman,
Sov. Phys. Usp. **25**, 195 (1982)
 - [3] S. Coleman, *Aspects of Symmetry: Selected Erice Lectures of Sidney Coleman*,
Cambridge University Press, 265-350 (1985)
 - [4] T. Schafer and E. V. Shuryak, *Rev. Mod. Phys.* **70**, 323 (1998)
 - [5] V. A. Novikov, M. A. Shifman, A. I. Vainshtein and V. I. Zakharov,
Phys. Lett. B **166**, 329 (1986) [*Sov. J. Nucl. Phys.* **43**, 294 (1986)] [*Yad. Fiz.* **43**, 459 (1986)]

- [6] N. A. Nekrasov, *Adv. Theor. Math. Phys.* **7**, 831 (2004)
- [7] P. Faccioli, Investigating Biological Matter with Theoretical Nuclear Physics Methods,
arXiv:1108.5074
- [8] G. V. Dunne and M. Ünsal, *Phys. Rev. D* **89**, 105009 (2014)
- [9] A. A. Aleinikov and E. Shuryak, *Sov. J. Nucl. Phys.* **46**, 76 (1987)
- [10] Š. Olejník, *Phys. Lett. B* **221**, 372 (1989)
- [11] F. Wöhler and E. Shuryak, *Phys. Lett. B* **333**, 467-470 (1994)
- [12] J. Zinn-Justin and U.D. Jentschura, *Annals Physics* **313**, 269-325 (2004)
quant-ph/0501137 (updated, February 2005)
- [13] A.V. Turbiner,
Intern. Journ. Mod. Phys. A **25**, 647-658 (2010)
- [14] A. Mushtaq, A. Noreen, K. Olaussen and I. Overbo,
Computer Physics Communications **182**, 1810-1813 (2011)
- [15] C. M. Bender and T. T. Wu, *Phys. Rev.* **184**, 1231-1260 (1969)
- [16] A. V. Turbiner, *JETP Lett.* **30**, 352-355 (1979) (English Translation)
Soviet Phys. – Pisma ZhETF **30**, 379-383 (1979)
- [17] C.D. Palmer, M.E. Carrington, *Can. J. Phys.* **80**, 847-854 (2002);
P. V. Dong et al. *Theor. Math. Phys.* **165**, 1500-1511 (2010)
- [18] A. V. Turbiner and J.C. López Vieyra, *Physics Reports* **424**, 309-396 (2006)
- [19] In other words, the energy gap. It was calculated with high accuracy variationally [13] and
numerically (from thousands to a million of decimals) [14]
- [20] There is a misprint in this number in the printed version *PRD* **92**, 025046 (2015)

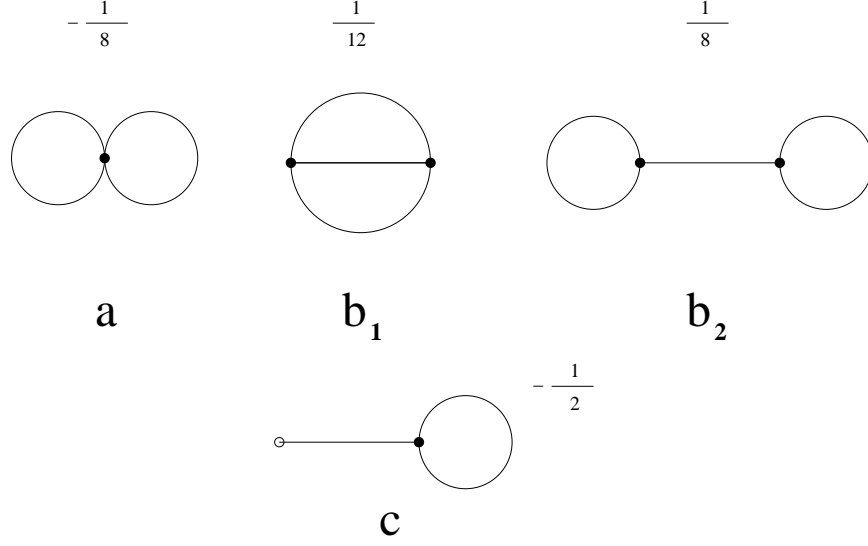


Figure 1: Diagrams contributing to the two-loop correction $B_1 = a + b_1 + b_2 + c$. They enter into the coefficient B_2 via the term B_{2loop} . For the instanton field the effective triple and quartic coupling constants (vertices) are $V_3 = -\frac{\sqrt{3}}{2} \tanh(t/2) S_0^{-1/2}$ and $V_4 = \frac{1}{2} S_0^{-1}$, respectively, while for the (subtracted) anharmonic oscillator we have $V_3 = -\frac{\sqrt{3}}{2} S_0^{-1/2}$ and $V_4 = \frac{1}{2} S_0^{-1}$, all marked by (filled) bullets. The tadpole in diagram c , which comes from the zero-mode Jacobian rather than from the action, is effectively represented by the vertex (Jacobian source) $V_{tad} = \frac{\sqrt{3}}{4} \frac{\tanh(t/2)}{\cosh^2(t/2)} S_0^{-1/2}$, marked (unfilled) open bullet. The signs of contributions and symmetry factors are indicated.

Feynman diagram	Instanton B_2	Vacuum A_2
a_1	-0.06495185	$-\frac{5}{192}$
b_{12}	0.02568743	$-\frac{1}{64}$
b_{21}	0.04964284	$-\frac{11}{384}$
b_{22}	-0.13232566	$\frac{1}{24}$
b_{23}	0.28073249	$-\frac{1}{8}$
b_{24}	-0.12711935	$\frac{1}{24}$
e	0.39502676	$-\frac{9}{64}$
f	-0.35244758	$\frac{3}{32}$
g	-0.39640691	$\frac{3}{32}$
h	0.31424977	$-\frac{3}{32}$
c_1	-0.3268200	—
c_2	0.63329511	—
c_3	0.12657122	—
c_4	0.29747446	—
c_5	-0.77100484	—
c_6	-0.80821157	—
I_{2D}	0.0963	$-\frac{7}{384}$
I_{3D}	-0.0158	$\frac{19}{64}$
I_{4D}	-0.8408	$-\frac{155}{384}$

Table I: Contribution of each diagram in Fig.2 - 3 for the three-loop corrections B_2 (left) and A_2 (right) with symmetry factor included. We write $B_2 = (B_{2loop} + I_{2D} + I_{3D} + I_{4D})$ where I_{2D}, I_{3D}, I_{4D} denote the sum of two-dimensional, three-dimensional and four-dimensional integrals, respectively. Similarly, $A_2 = I_{2D} + I_{3D} + I_{4D}$. The term $B_{2loop} = 39589/259200 \approx 0.152735$ (see text).

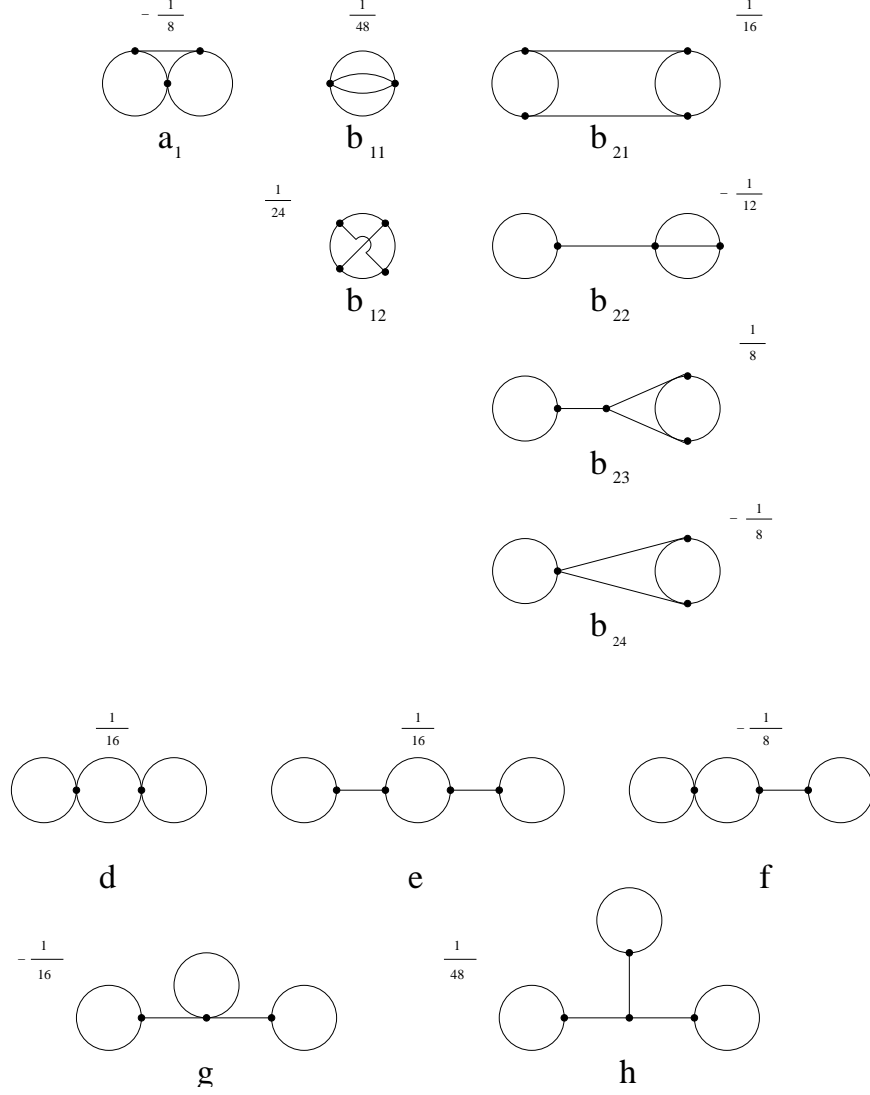


Figure 2: Diagrams contributing to the coefficient B_2 . Triple and quartic vertices V_3, V_4 are marked by (filled) bullets. The signs of contributions and symmetry factors are indicated.

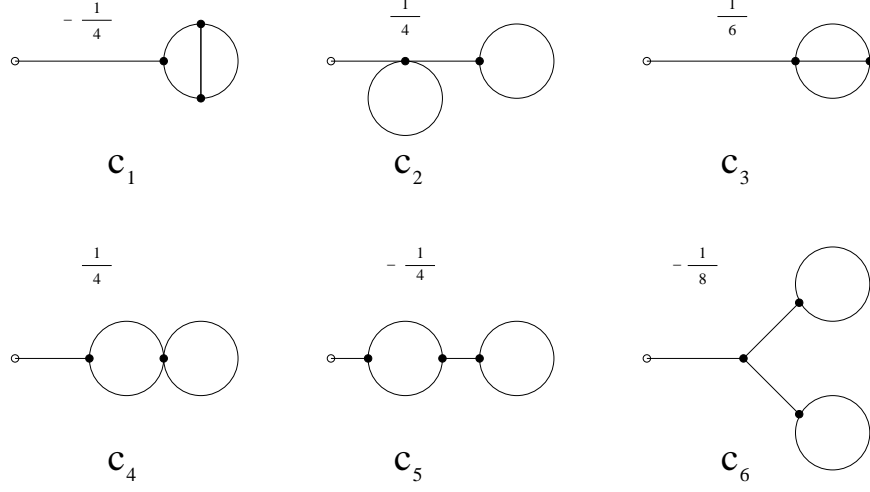


Figure 3: Tadpole diagrams contributing to the coefficient B_2 . They come from the Jacobian of the zero mode and have no analogs in the anharmonic oscillator problem. Tadpole vertex V_{tad} (Jacobian source) is marked by (unfilled) open bullet. The signs of contributions and symmetry factors are indicated.