

Simple brane-world inflationary models: an update

Nobuchika Okada ^a and Satomi Okada ^b

^a*Department of Physics and Astronomy, University of Alabama, Tuscaloosa, AL35487, USA*

^b*Graduate School of Science and Engineering, Yamagata University,
Yamagata 990-8560 Japan*

Abstract

In the light of the Planck 2015 results, we update simple inflationary models based on the quadratic, quartic, Higgs and Coleman-Weinberg potentials in the context of the Randall-Sundrum brane-world cosmology. Brane-world cosmological effect alters the inflationary predictions of the spectral index (n_s) and the tensor-to-scalar ratio (r) from those obtained in the standard cosmology. In particular, the tensor-to-scalar ratio is enhanced in the presence of the 5th dimension. In order to maintain the consistency with the Planck 2015 results for the inflationary predictions in the standard cosmology, we find a lower bound on the five-dimensional Planck mass (M_5). On the other hand, the inflationary predictions laying outside of the Planck allowed region can be pushed into the allowed region by the brane-world cosmological effect with a suitable choice of M_5 .

1 Introduction

Inflationary universe is the standard paradigm in the modern cosmology [1, 2, 3, 4] which provides not only solutions to various problems in the standard big-bang cosmology, such as the flatness and horizon problems, but also the primordial density fluctuations which are necessary for the formation of the large scale structure observed in the present universe. Various inflationary models have been proposed with typical inflationary predictions for the primordial perturbations. Recent cosmological observations by, in particular, the Wilkinson Microwave Anisotropy Probe (WMAP) [5] and the Planck satellite [6] experiments have measured the cosmological parameters precisely and provided constraints on the inflationary predictions for the spectral index (n_s), the tensor-to-scalar ratio (r), the running of the spectral index ($\alpha = dn_s/d \ln k$), and non-Gaussianity of the primordial perturbations. It is expected that future cosmological observations will become more precise, and allow us to discriminate inflationary models. Very recently, the Planck collaboration has released the Planck 2015 results [7], which provide us with the most stringent constraints on the inflationary predictions.

The brane-world cosmology is based on a 5-dimensional model first proposed by Randall and Sundrum (RS) [8], the so-called RS II model, where the standard model particles are confined on a "3-brane" at a boundary embedded in 5-dimensional anti-de Sitter (AdS) space-time. Although the 5th dimensional coordinate tends to infinity, the physical volume of the extra-dimension is finite because of the AdS space-time geometry. The 4-dimensional massless graviton is localizing around the brane on which the Standard Model particles reside, while the massive Kaluza-Klein gravitons are delocalized toward infinity, and as a result, the 4-dimensional Einstein-Hilbert action is reproduced at low energies. Cosmology in the context of the RS II setup has been intensively studied [9] since the finding of a cosmological solution in the RS II setup [10]. Interestingly, the Friedmann equation in the RS brane-world cosmology leads to a non-standard expansion law of our 4-dimensional universe at high energies, while reproducing the standard cosmological law at low energies. This non-standard evolution of the early universe causes modifications of a variety of phenomena in particle cosmology, such as the dark matter relic abundance [11] (see also [12] for the modification of dark matter physics in a more general brane-world cosmology, the Gauss-Bonnet brane-world cosmology [13]), baryogenesis via leptogenesis [14], and gravitino productions in the early universe [15].

The modified Friedmann equation also affects inflationary scenario. A chaotic inflation with a quadratic inflaton potential has been examined in [16], and it has been shown that the inflationary predictions are modified from those in the 4-dimensional standard cosmology. It is remarkable that the power spectrum of tensor fluctuation is found to be enhanced in the presence of the 5-dimensional bulk [17]. Taking this brane-cosmological effect into account,

simple monomial inflaton potentials have been analyzed in [18, 19] in light of the WMAP 3yr results and Planck 2013 results, respectively.

Last year, the Background Imaging of Cosmic Extragalactic Polarization (BICEP2) collaboration reported their observation of CMB B -mode polarization [20], which was interpreted as the primordial gravity waves with $r = 0.20_{-0.05}^{+0.07}$ (68% confidence level) generated by inflation. Motivated by the BICEP2 result of the large tensor-to-scalar ratio of $\mathcal{O}(0.1)$, various inflationary models and their predictions have been reexamined/updated. See, for example, Ref. [21] for an update of the inflationary predictions of simple models in the standard cosmology. In [22], we have examined simple inflationary models in the context of the RS brane-world cosmology, and found that the brane-world cosmological effect enhances the tensor-to-scalar ratio to nicely fit the BICEP2 result.¹ However, recent joint analysis of BICEP2/Keck Array and Planck data [24] has concluded that uncertainty of dust polarization dominates the excess observed by the BICEP2 experiment. Now the Planck 2015 results set an upper bound on the tensor-to-scalar ratio to be $r \lesssim 0.1$. The purpose of this paper is to update simple brane-world inflationary models discussed in [22], in light of the Planck 2015 results. The fact that the brane-world inflationary models could nicely fit the BICEP2 result implies that the Planck 2015 results constrain the brane-world cosmological effect.

In the next section, we briefly review the RS brane-world cosmology and present basic formulas which will be employed in our analysis for inflationary predictions. We first update in Sec. 3 the inflationary predictions of the textbook inflationary models with the quadratic and quartic potentials. In Secs. 4 and 5, we analyze the Higgs potential and the Coleman-Weinberg potential models, respectively, with various values of the inflaton vacuum expectation value (VEV) and the 5-dimensional Planck mass in the brane-world cosmology. The last section is devoted to conclusions.

2 Inflationary scenario in the brane-world cosmology

In the RS II brane-world cosmology, the Friedmann equation for a spatially flat universe is found to be [10]

$$H^2 = \frac{\rho}{3M_P^2} \left(1 + \frac{\rho}{\rho_0} \right) + \frac{C}{a^4}, \quad (1)$$

where $M_P = 2.435 \times 10^{18}$ GeV is the reduced Planck mass,

$$\rho_0 = 12 \frac{M_5^6}{M_P^2}, \quad (2)$$

¹ See [23] for discussion about simple inflationary models in the Gauss-Bonnet brane-world cosmology.

with M_5 being the 5-dimensional Planck mass, a constant C is referred to as the “dark radiation,” and we have omitted the 4-dimensional cosmological constant. Note that the Friedmann equation in the standard cosmology is reproduced for $\rho/\rho_0 \ll 1$ and $\rho/(3M_P^2) \gg C/a^4$. There are phenomenological, model-independent constraints for these new parameters from Big Bang Nucleosynthesis (BBN), which provides successful explanations for synthesizing light nuclei in the early universe. In order not to ruin the success, the expansion law of the universe must obey the standard cosmological one at the BBN era with a temperature of the universe $T_{\text{BBN}} \simeq 1$ MeV. Since the constraint on the dark radiation is very severe [25], we simply set $C = 0$ in the following analysis. We estimate a lower bound on ρ_0 by $\rho_0^{1/4} \gtrsim T_{\text{BBN}}$ and find $M_5 \gtrsim 8.8$ TeV. A more severe constraint is obtained from the precision measurements of the gravitational law in sub-millimeter range. Through the vanishing cosmological constant condition, we find $\rho_0^{1/4} \gtrsim 1.3$ TeV, equivalently, $M_5 \gtrsim 1.1 \times 10^8$ GeV as discussed in the original paper by Randall and Sundrum [8]. The energy density of the universe is high enough to satisfy $\rho/\rho_0 \gtrsim 1$, the expansion law becomes non-standard, and this brane-world cosmological effect alters results obtained in the context of the standard cosmology.

Let us now consider inflationary scenario in the brane-world cosmology with the modified Friedmann equation. In slow-roll inflation, the Hubble parameter is approximately given by (from now on, we use the Planck unit, $M_P = 1$)

$$H^2 = \frac{V}{3} \left(1 + \frac{V}{\rho_0} \right), \quad (3)$$

where $V(\phi)$ is a potential of the inflaton ϕ . Since the inflaton is confined on the brane, the power spectrum of scalar perturbation obeys the same formula as in the standard cosmology, except for the modification of the Hubble parameter [16],

$$\mathcal{P}_S = \frac{9}{4\pi^2} \frac{H^6}{(V')^2}, \quad (4)$$

where the prime denotes the derivative with respect to the inflaton field ϕ . From the Planck 2015 results [7], we fix the power spectrum of scalar perturbation as $\mathcal{P}_S(k_0) = 2.196 \times 10^{-9}$ for the pivot scale chosen at $k_0 = 0.002$ Mpc $^{-1}$. The spectral index is given by

$$n_s - 1 = \frac{d \ln \mathcal{P}_S}{d \ln k} = -6\epsilon + 2\eta \quad (5)$$

with the slow-roll parameters defined as

$$\epsilon = \frac{V'}{6H^2} (\ln H^2)', \quad \eta = \frac{V''}{3H^2}. \quad (6)$$

The running of the spectral index, $\alpha = dn_s/d \ln k$, is given by

$$\alpha = \frac{dn_s}{d \ln k} = \frac{V'}{3H^2} (6\epsilon' - 2\eta'). \quad (7)$$

On the other hand, in the presence of the extra dimension where graviton resides, the power spectrum of tensor perturbation is modified to be [17]

$$\mathcal{P}_T = 8 \left(\frac{H}{2\pi} \right)^2 F(x_0)^2, \quad (8)$$

where $x_0 = 2\sqrt{3H^2/\rho_0}$, and

$$F(x) = \left(\sqrt{1+x^2} - x^2 \ln \left[\frac{1}{x} + \sqrt{1 + \frac{1}{x^2}} \right] \right)^{-1/2}. \quad (9)$$

For $x_0 \ll 1$ (or $V/\rho_0 \ll 1$), $F(x_0) \simeq 1$, and Eq. (8) reduces to the formula in the standard cosmology. For $x_0 \gg 1$ (or $V/\rho_0 \gg 1$), $F(x_0) \simeq \sqrt{3x_0/2} \simeq \sqrt{3V/\rho_0} \gg 1$. The tensor-to-scalar ratio is defined as $r = \mathcal{P}_T/\mathcal{P}_S$.

The e-folding number is given by

$$N_0 = \int_{\phi_e}^{\phi_0} d\phi \frac{3H^2}{V'} = \int_{\phi_e}^{\phi_0} d\phi \frac{V}{V'} \left(1 + \frac{V}{\rho_0} \right), \quad (10)$$

where ϕ_0 is the inflaton VEV at horizon exit of the scale corresponding to k_0 , and ϕ_e is the inflaton VEV at the end of inflation, which is defined by $\max[\epsilon(\phi_e), |\eta(\phi_e)|] = 1$. In the standard cosmology, we usually consider $N_0 = 50 - 60$ in order to solve the horizon problem. Since the expansion rate in the brane-world cosmology is larger than the standard cosmology case, we may expect a larger value of the e-folding number. For the model-independent lower bound, $\rho_0^{1/4} \gtrsim 1$ MeV, the upper bound $N_0 \lesssim 75$ was found in [26]. In what follows, we consider $N_0 = 50, 60$, and 70 , as reference values.

3 Textbook inflationary models

We first analyze the textbook chaotic inflation model with a quadratic potential [3],

$$V = \frac{1}{2}m^2\phi^2. \quad (11)$$

In the standard cosmology, simple calculations lead to the following inflationary predictions:

$$n_s = 1 - \frac{4}{2N_0 + 1}, \quad r = \frac{16}{2N_0 + 1}, \quad \alpha = -\frac{8}{(2N_0 + 1)^2}. \quad (12)$$

The inflaton mass is determined so as to satisfy the power spectrum measured by the Planck satellite experiment, $\mathcal{P}_S(k_0) = 2.196 \times 10^{-9}$:

$$m[\text{GeV}] = 1.45 \times 10^{13} \left(\frac{121}{2N_0 + 1} \right). \quad (13)$$

In the brane-world cosmology, these inflationary predictions in the standard cosmology are altered due to the modified Friedmann equation. In the limit, $V/\rho_0 \gg 1$, the Hubble parameter is simplified as $H^2 \simeq V^2/(3\rho_0)$, and we can easily find

$$n_s = 1 - \frac{5}{2N_0 + 1}, \quad r = \frac{24}{2N_0 + 1}, \quad \alpha = -\frac{10}{(2N_0 + 1)^2}. \quad (14)$$

The initial (ϕ_0) and the final (ϕ_e) inflaton VEVs are found to be

$$\phi_0^4 = 96 \frac{M_5^6}{m^2} (2N_0 + 1), \quad \phi_e^4 = 96 \frac{M_5^6}{m^2}. \quad (15)$$

For a common N_0 value, the spectral index is reduced, while r and $|\alpha|$ are found to be larger than those predicted in the standard cosmology. In the brane-world cosmology, once ρ_0 is fixed, equivalently, M_5 is fixed through Eq. (2), the inflaton mass is determined by the constraint $\mathcal{P}_S(k_0) = 2.196 \times 10^{-9}$. For the limit $V/\rho_0 \gg 1$, we find [16]

$$\frac{m}{M_5} \simeq 1.26 \times 10^{-4} \left(\frac{121}{2N_0 + 1} \right)^{5/6}. \quad (16)$$

Note that, unlike inflationary scenario in the standard cosmology, the inflaton becomes lighter as M_5 is lowered. This analysis is valid for $V(\phi_0)/\rho_0 \gg 1$, in other words, $M_5 \ll 0.01$ by using Eqs. (2), (15), and (16).

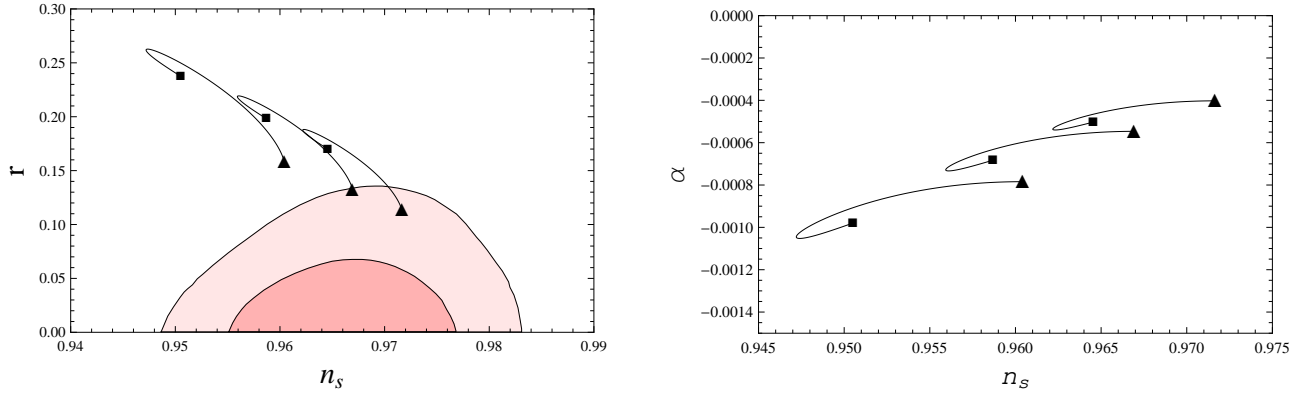


Figure 1: The inflationary predictions for the quadratic potential model: n_s vs. r (left panel) and n_s vs. α (right panel) for various M_5 values with $N_0 = 50, 60$ and 70 (from left to right), along with the contours (at the confidence levels of 68% and 95%) given by the Planck 2015 results (*Planck* TT+lowP) [7]. The black triangles are the predictions of the textbook quadratic potential model in the standard cosmology, which are reproduced for $M_5 \gtrsim 1$. As M_5 is lowered, the inflationary predictions approach the values in Eq. (14), denoted by the black squares. In each line, the turning point appears for $V(\phi_0)/\rho_0 \simeq 1$.

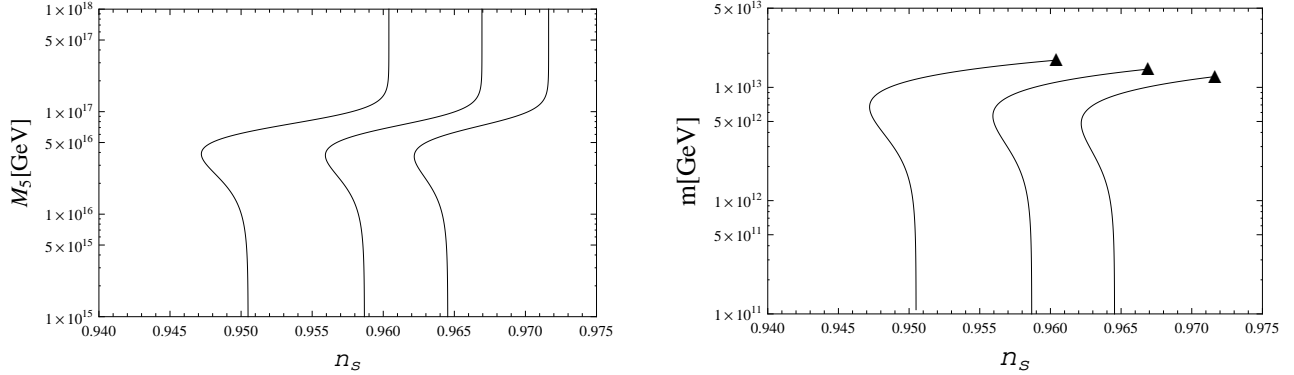


Figure 2: Relations between n_s and M_5 (left panel) and between n_s and m (right-panel), for $N_0 = 50, 60$ and 70 from left to right. The black triangles denote the predictions in the standard cosmology.

We calculate the inflationary predictions for various values of M_5 with fixed e-folding numbers, and show the results in Fig. 1. In the left panel, the inflationary predictions for $N_0 = 50, 60$ and 70 from left to right are shown, along with the contours (at the confidence levels of 68% and 95%) given by the Planck 2015 results (*Planck* TT+lowP) [7]. The black triangles represent the predictions of the quadratic potential model in the standard cosmology, while the black squares are the predictions in the limit of $V/\rho_0 \gg 1$. We see that the quadratic potential model is not favored by the Planck 2015 results, and the brane-world cosmological effect makes the situation worse. For $N_0 = 70$, we have found a lower bound on $M_5[\text{GeV}] \geq 9.98 \times 10^{16}$ for the inflationary prediction to stay inside of the Planck contour at 95% C.L. The results for the running of the spectral index (n_s vs. α) is shown in the right panel, for $N_0 = 50, 60, 70$ from left to right. The predicted $|\alpha|$ values are very small and consistent with the Planck 2015 results [7], $\alpha = -0.0126_{-0.0087}^{+0.0098}$ (*Planck* TT+lowP). We also show our results for the 5-dimensional Planck mass (n_s vs. M_5) and the inflaton mass (n_s vs. m) in Fig. 2. In each solid line, the turning point appears for $V(\phi_0)/\rho_0 \simeq 1$.

Next we analyze the textbook quartic potential model,

$$V = \frac{\lambda}{4!} \phi^4. \quad (17)$$

In the standard cosmology, we find the following inflationary predictions:

$$n_s = 1 - \frac{6}{2N_0 + 3}, \quad r = \frac{32}{2N_0 + 3}, \quad \alpha = -\frac{12}{(2N_0 + 3)^2}. \quad (18)$$

The quartic coupling (λ) is determined by the power spectrum measured by the Planck satellite

experiment, $\mathcal{P}_S(k_0) = 2.196 \times 10^{-9}$ at the pivot scale $k_0 = 0.002 \text{ Mpc}^{-1}$, as

$$\lambda = 8.46 \times 10^{-13} \left(\frac{123}{2N_0 + 3} \right)^3. \quad (19)$$

When the limit $V/\rho_0 \gg 1$ is satisfied during the inflation, we find in the brane-world cosmology

$$n_s = 1 - \frac{9}{3N_0 + 2}, \quad r = \frac{48}{3N_0 + 2}, \quad \alpha = -\frac{27}{(3N_0 + 2)^2}. \quad (20)$$

The predicted values are very close to those in the standard cosmology for $N_0 \gg 1$. Using $\mathcal{P}_S(k_0) = 2.196 \times 10^{-9}$, we find

$$\lambda = 3.23 \times 10^{-14} \left(\frac{182}{3N_0 + 2} \right)^3, \quad (21)$$

which is independent of M_5 .

We calculate the inflationary predictions for various values of M_5 with fixed e-folding numbers. Our results are shown in Fig. 3. In the left panel, the inflationary predictions for $N_0 = 50, 60, 70$ from left to right are shown, along with the contours (at the confidence levels of 68% and 95%) given by the Planck 2015 results (*Planck* TT+lowP) [7]. The results for the running of the spectral index (n_s vs. α) is shown in the right panel, for $N_0 = 50, 60, 70$ from left to right. The black points represent the predictions in the standard cosmology. In Fig. 3, the inflationary predictions are moving anti-clockwise along the contours as M_5 is lowered. The turning point on each contour appears for $V(\phi_0)/\rho_0 \simeq 1$, and as M_5 is further lowered, the inflationary predictions go back closer to those in the standard cosmology. The quartic potential model is clearly disfavored by the Planck 2015 results, and the brane-world cosmological effect cannot improve the fit.

4 Higgs potential model

Next we consider an inflationary scenario based on the Higgs potential of the form [27]

$$V = \frac{\lambda}{8} (\phi^2 - v^2)^2, \quad (22)$$

where λ is a real, positive coupling constant, v is the VEV of the inflaton ϕ . For simplicity, we assume the inflaton is a real scalar in this paper. It is easy to extend this model to the Higgs model in which the inflaton field breaks a gauge symmetry by its VEV. See, for example, Refs. [28, 29] for recent discussion, where quantum corrections of the Higgs potential are also taken into account.

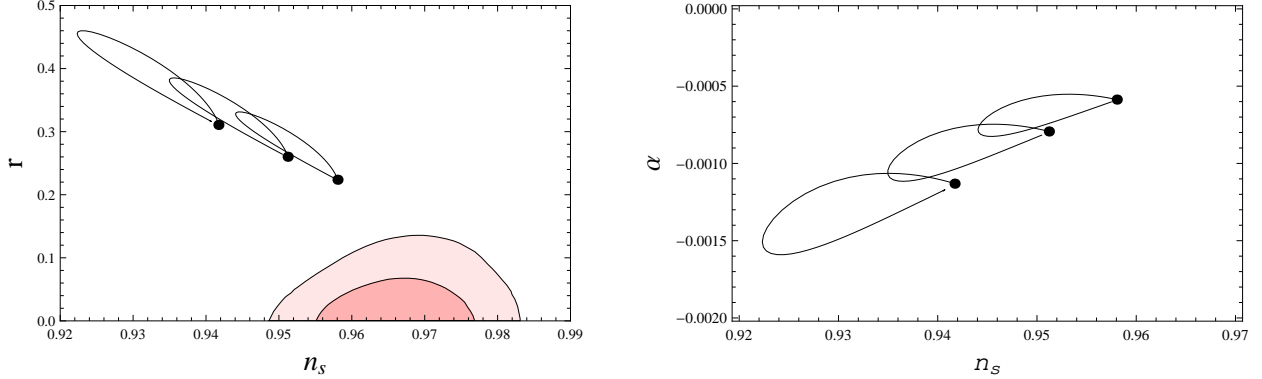


Figure 3: The inflationary predictions for the quartic potential model: n_s vs. r (left panel) and n_s vs. α (right panel) with various M_5 values for $N_0 = 50, 60$ and 70 (from left to right), along with the contours (at the confidence levels of 68% and 95%) given by the Planck 2015 results (*Planck* TT+lowP) [7]. The black points are the predictions of the textbook quartic potential model in the standard cosmology, which are reproduced for $M_5 \gtrsim 1$. As M_5 is lowered, the inflationary predictions approach the values in Eq. (20) which are in fact very close to those in the standard cosmology. In each line, the turning point appears for $V(\phi_0)/\rho_0 \simeq 1$.

For analysis of this inflationary scenario, we can consider two cases for the initial inflaton VEVs: (i) $\phi_0 < v$ and (ii) $\phi_0 > v$. In the case (i), the inflationary prediction for the tensor-to-scalar ratio is found to be small for $v < 1$, since the potential energy during inflation never exceeds $\lambda v^4/8$. This Higgs potential model reduces to the textbook quadratic potential model in the limit $v \gg 1$. To see this, we rewrite the potential in terms of $\phi = \chi + v$ with an inflaton χ around the potential minimum at $\phi = v$,

$$V = \frac{\lambda}{8} (4v^2\chi^2 + 4v\chi^3 + \chi^4). \quad (23)$$

It is clear that if a condition, $\chi_0/v \ll 1$, for an initial value of inflaton (χ_0) is satisfied, the inflaton potential is dominated by the quadratic term. Recall that $\chi_0 > 1$ in the textbook quadratic potential model and hence $v \gg 1$ is necessary to satisfy the condition. In the case (ii), it is clear that the model reduces to the textbook quartic potential model for $v \ll 1$. For the limit $v \gg 1$, we apply the same discussion in the case (i), so that the model reduces to the textbook quadratic potential model. Therefore, the inflationary predictions of the model in the case (ii) interpolate the inflationary predictions of the textbook quadratic and quartic potential models by varying the inflaton VEV from $v = 0$ to $v \gg 1$.

We now consider the brane-world cosmological effects on the Higgs potential model. As we have observed in the previous section, the inflationary predictions of the textbook models are dramatically altered in the brane-world cosmology. The quadratic potential model is marginally

consistent with the Planck 2015 results, while the quartic potential model is disfavored. Thus, in the following, we concentrate on the case (i) with $\phi_0 < v$. Even in the brane-world cosmology, the above discussion for (ii) is applicable, namely, the Higgs potential model reduces to the textbook models for the very small or large VEV limit and the inflationary predictions for (ii) interpolate those in the two limiting cases. Thus, once we have obtained the inflationary predictions for the case (i), we can imaginary interpolate them to the results for the quartic potential model presented in the previous section.

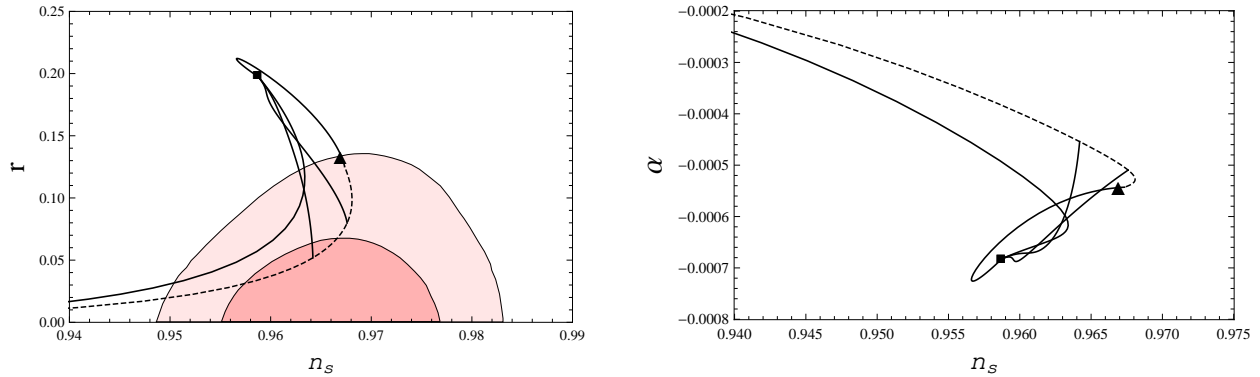


Figure 4: The inflationary predictions for the Higgs potential model: n_s vs. r (left panel) and n_s vs. α (right panel) for various M_5 values with fixed $v = 10, 20, 30$ and 200 from left to right, along with the contours (at the confidence levels of 68% and 95%) given by the Planck 2015 results (*Planck* TT+lowP). Here we have fixed the number of e-foldings $N_0 = 60$. The dashed line denotes the inflationary predictions for various values of v from 10 to 200 in the standard cosmology. As v is raised, the predicted values of n_s and r approach those of the quadratic potential model along the dashed line (the position marked by the the black triangle). For $M_5 \gtrsim 1$, the brane-world cosmological effects are negligible, and the predicted values of n_s and r lie on the dashed line. As M_5 is lowered, the inflationary predictions are deviating from the values on the dashed line, and all solid lines are converging to the point marked by the black squares, which are the predictions of the quadratic potential model for $M_5 \ll 1$.

We calculate the inflationary predictions for various values of v and M_5 , and the results are shown in Fig. 4 for $N_0 = 60$. The dashed line denotes the results in the standard cosmology for various values of v . The black triangles represent the inflationary predictions in the quadratic potential model, and we have confirmed that the inflationary predictions are approaching the triangles along the dashed line, as v is raised. The solid lines show the results for various values of M_5 with $v = 10, 20, 30$ and 200 from left to right. For $M_5 \gtrsim 1$, the brane-world effect is negligible and the inflationary predictions lie on the dashed line. As M_5 is lowered, the inflationary predictions are deviating from those in the standard cosmology and they approach the values obtained by the quadratic potential model in the brane-world cosmology (shown as

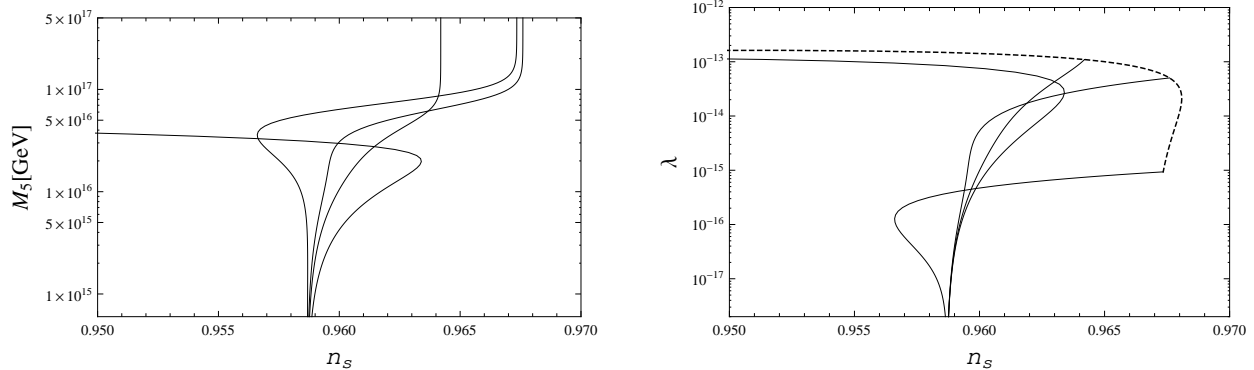


Figure 5: Relations between n_s and M_5 (left panel) and between n_s and λ (right panel), corresponding to Fig. 4.

the black squares). We can see that the brane-world cosmological effect enhances the tensor-to-scalar ratio. For $v = 20$, the inflationary prediction of the standard cosmology is outside of the contour, but the brane-world cosmological effect alters the predictions to become consistent with the Planck results for $2.07 \times 10^{16} \leq M_5[\text{GeV}] \leq 3.70 \times 10^{16}$. For $v = 20, 30$ and 200 , the brane-world effect pushes the inflationary predictions outside of the contours, so that there are lower bounds on M_5 . We have found $M_5[\text{GeV}]/10^{16} \geq 4.58, 6.68$ and 13.5 for $v = 20, 30$ and 200 , respectively, in order to keep the inflationary reductions inside of the Planck contour at 95% C.L. Fig. 5 shows corresponding results in (n_s, M_5) -plane (left panel) and (n_s, λ) -plane (right panel). In the right panel, the dashed line denotes the results in the standard cosmology.

5 Coleman-Weinberg potential

Finally, we discuss an inflationary scenario based on a potential with a radiative symmetry breaking [30] via the Coleman-Weinberg mechanism [31]. We express the Coleman-Weinberg potential of the form,

$$V = \lambda \phi^4 \left[\ln \left(\frac{\phi}{v} \right) - \frac{1}{4} \right] + \frac{\lambda v^4}{4}, \quad (24)$$

where λ is a coupling constant, and v is the inflaton VEV. This potential has a minimum at $\phi = v$ with a vanishing cosmological constant. The inflationary predictions of the Coleman-Weinberg potential model in the brane-world cosmology have recently been analyzed in [32]. However, the modification of the power spectrum of tensor perturbation in Eq. (8), namely, the function F was not taken into account in the analysis. In the following we will correct the results in [32] by taking the function F into account. We will see an enhancement of the tensor-to-scalar ratio due to the function F .

Analysis for the Coleman-Weinberg potential model is analogous to the one of the Higgs potential model presented in the previous section. As same in the Higgs potential model, we can consider two cases, (i) $\phi_0 < v$ and (ii) $\phi_0 > v$, for the initial VEV of the inflaton. In the same reason as in our discussion about the Higgs potential model, we only consider the case (i) also for the Coleman-Weinberg potential model. Since the inflationary predictions in the case (ii) interpolate the predictions of the quartic potential model to those of the quadratic potential model as v is raised (with a fixed M_5), one can easily imagine the results in the case (ii).

We show in Fig. 6 the inflationary predictions of the Coleman-Weinberg potential model for various values of v and M_5 with $N_0 = 60$. The dashed line denotes the results in the standard cosmology for various values of v . The black triangles denote the results in the quadratic potential model, and we have confirmed that the dashed line approaches the triangles as v is increasing. The solid lines show the results for various values of M_5 with $v = 10, 20, 30$ and 200 from left to right. For $M_5 \gtrsim 1$, the brane-world effect is negligible and the inflationary predictions lie on the dashed line. As M_5 is lowered, the inflationary predictions are deviating from those in the standard cosmology to approach the values obtained by the quadratic potential model in the brane-world cosmology (shown as the black squares). As in the Higgs potential model, for $M_5 \ll v$ the inflationary predictions of the Coleman-Weinberg potential model approach those of the quadratic potential model in the brane-world cosmology. We have found the lower bounds on M_5 for the inflationary predictions to stay inside of the Planck contour at 95% C.L. as $M_5[\text{GeV}]/10^{16} \geq 2.18, 5.78, 7.83$ and 11.7 for $v = 10, 20, 30$ and 200 , respectively. Fig. 7 shows corresponding results in (n_s, M_5) -plane (left panel) and (n_s, α) -plane (right panel). In the right panel, the dashed line denotes the results in the standard cosmology.

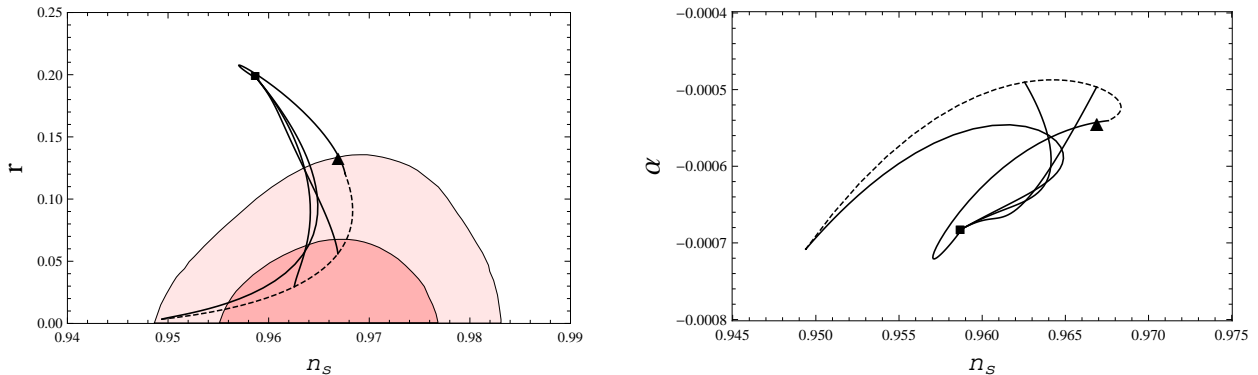


Figure 6: Same as Fig. 4 but for the Coleman-Weinberg potential model.

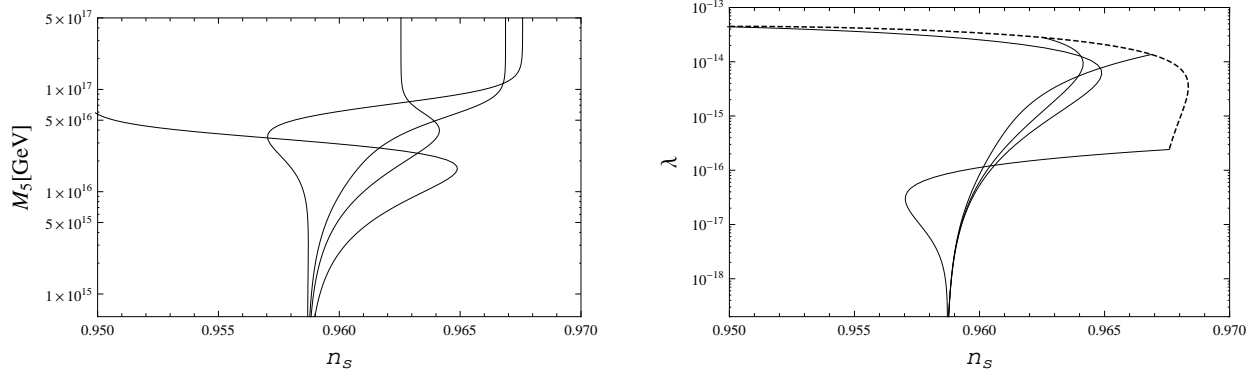


Figure 7: Same as Fig. 5 but for the Coleman-Weinberg potential model.

6 Conclusions

Motivated by the Planck 2015 results, we have studied simple inflationary models based on the quadratic, quartic, Higgs and Coleman-Weinberg potentials in the context of the brane-world cosmology. For the 5-dimensional Planck mass $M_5 < M_P$, the brane-world cosmological effect alters inflationary predictions from those in the standard cosmology. In particular, the tensor-to-scalar ratio is enhanced. The textbook quadratic potential model is marginally consistent with the Planck 2015 results at 95% C.L., and the brane-world effect makes the fitting worse. The textbook quartic potential model is disfavored by the Planck results, and the brane-world effect cannot improve the data fitting. The Higgs and Coleman-Weinberg potential models show interesting behavior. With a suitable choice of the inflaton VEV, we have inflationary predictions in the standard cosmology which are consistent with the Planck 2015 results. The brane-world cosmological effect pushes the predictions away from the allowed region, so that we have found lower bounds on M_5 in order to keep the inflationary predictions inside of the allowed region. On the other hand, inflationary predictions in the standard cosmology laying outside of the Planck allowed region can be kicked in the allowed region by the brane-world cosmological effect with a suitable choice of M_5 .

Acknowledgments

We would like to thank Andy Okada for his encouragements. The work of N.O. is supported in part by the United States Department of Energy.

References

- [1] A. A. Starobinsky, “A New Type of Isotropic Cosmological Models Without Singularity,” *Phys. Lett. B* **91**, 99 (1980).
- [2] A. H. Guth, “The Inflationary Universe: A Possible Solution to the Horizon and Flatness Problems,” *Phys. Rev. D* **23**, 347 (1981).
- [3] A. D. Linde, “Chaotic Inflation,” *Phys. Lett. B* **129**, 177 (1983).
- [4] A. Albrecht and P. J. Steinhardt, “Cosmology for Grand Unified Theories with Radiatively Induced Symmetry Breaking,” *Phys. Rev. Lett.* **48**, 1220 (1982).
- [5] G. Hinshaw *et al.* [WMAP Collaboration], “Nine-Year Wilkinson Microwave Anisotropy Probe (WMAP) Observations: Cosmological Parameter Results,” *Astrophys. J. Suppl.* **208**, 19 (2013) [arXiv:1212.5226 [astro-ph.CO]].
- [6] P. A. R. Ade *et al.* [Planck Collaboration], “Planck 2013 results. XVI. Cosmological parameters,” arXiv:1303.5076 [astro-ph.CO].
- [7] P. A. R. Ade *et al.* [Planck Collaboration], “Planck 2015 results. XIII. Cosmological parameters,” arXiv:1502.01589 [astro-ph.CO].
- [8] L. Randall and R. Sundrum, “An Alternative to compactification,” *Phys. Rev. Lett.* **83**, 4690 (1999) [hep-th/9906064].
- [9] For a review, see, e.g., D. Langlois, “Brane cosmology: An Introduction,” *Prog. Theor. Phys. Suppl.* **148**, 181 (2003) [hep-th/0209261].
- [10] P. Binetruy, C. Deffayet and D. Langlois, “Non-conventional cosmology from a brane-universe,” *Nucl. Phys. B* **565**, 269 (2000) [arXiv:hep-th/9905012]; P. Binetruy, C. Deffayet, U. Ellwanger and D. Langlois, “Brane cosmological evolution in a bulk with cosmological constant,” *Phys. Lett. B* **477**, 285 (2000) [arXiv:hep-th/9910219]; T. Shiromizu, K. i. Maeda and M. Sasaki, “The Einstein equations on the 3-brane world,” *Phys. Rev. D* **62**, 024012 (2000) [arXiv:gr-qc/9910076]; D. Ida, “Brane-world cosmology,” *JHEP* **0009**, 014 (2000) [arXiv:gr-qc/9912002].
- [11] N. Okada and O. Seto, “Relic density of dark matter in brane world cosmology,” *Phys. Rev. D* **70**, 083531 (2004) [arXiv:hep-ph/0407092]; T. Nihei, N. Okada and O. Seto, “Neutralino dark matter in brane world cosmology,” *Phys. Rev. D* **71**, 063535 (2005)

- [arXiv:hep-ph/0409219]; “Light wino dark matter in brane world cosmology,” *Phys. Rev. D* **73**, 063518 (2006) [arXiv:hep-ph/0509231]; E. Abou El Dahab and S. Khalil, “Cold dark matter in brane cosmology scenario,” *JHEP* **0609**, 042 (2006) [arXiv:hep-ph/0607180]; G. Panotopoulos, “Gravitino dark matter in brane-world cosmology,” *JCAP* **0705**, 016 (2007) [arXiv:hep-ph/0701233]; N. Okada and O. Seto, “Gravitino dark matter from increased thermal relic particles,” *Phys. Rev. D* **77**, 123505 (2008) [arXiv:0710.0449 [hep-ph]]; J. U. Kang and G. Panotopoulos, “Dark matter in supersymmetric models with axino LSP in Randall-Sundrum II brane model,” *JHEP* **0805**, 036 (2008) [arXiv:0805.0535 [hep-ph]]; W. -L. Guo and X. Zhang, “Constraints on Dark Matter Annihilation Cross Section in Scenarios of Brane-World and Quintessence,” *Phys. Rev. D* **79**, 115023 (2009) [arXiv:0904.2451 [hep-ph]]; S. Bailly, “Gravitino dark matter and the lithium primordial abundance within a pre-BBN modified expansion,” *JCAP* **1103**, 022 (2011) [arXiv:1008.2858 [hep-ph]]; M. T. Meehan and I. B. Whittingham, “Asymmetric dark matter in braneworld cosmology,” *JCAP* **1406**, 018 (2014) [arXiv:1403.6934 [astro-ph.CO]].
- [12] N. Okada and S. Okada, “Gauss-Bonnet braneworld cosmological effect on relic density of dark matter,” *Phys. Rev. D* **79**, 103528 (2009) [arXiv:0903.2384 [hep-ph]]; M. T. Meehan and I. B. Whittingham, “Dark matter relic density in Gauss-Bonnet braneworld cosmology,” arXiv:1404.4424 [astro-ph.CO].
- [13] C. Charmousis and J. -F. Dufaux, “General Gauss-Bonnet brane cosmology,” *Class. Quant. Grav.* **19**, 4671 (2002) [hep-th/0202107]; K. -i. Maeda and T. Torii, “Covariant gravitational equations on brane world with Gauss-Bonnet term,” *Phys. Rev. D* **69**, 024002 (2004) [hep-th/0309152].
- [14] N. Okada and O. Seto, “Thermal leptogenesis in brane world cosmology,” *Phys. Rev. D* **73**, 063505 (2006) [arXiv:hep-ph/0507279]; M. C. Bento, R. Gonzalez Felipe and N. M. C. Santos, “Aspects of thermal leptogenesis in braneworld cosmology,” *Phys. Rev. D* **73**, 023506 (2006) [arXiv:hep-ph/0508213]; W. Abdallah, D. Delepine and S. Khalil, “TeV Scale Leptogenesis in B-L Model with Alternative Cosmologies,” *Phys. Lett. B* **725**, 361 (2013) [arXiv:1205.1503 [hep-ph]].
- [15] N. Okada and O. Seto, “A brane world cosmological solution to the gravitino problem,” *Phys. Rev. D* **71**, 023517 (2005) [arXiv:hep-ph/0407235]; E. J. Copeland and O. Seto, “Reheating and gravitino production in braneworld inflation,” *Phys. Rev. D* **72**, 023506 (2005) [arXiv:hep-ph/0505149]; N. M. C. Santos, “Gravitino production in the Randall-Sundrum II braneworld cosmology,” arXiv:hep-ph/0702200; W. Abdallah, D. Delepine and

- S. Khalil, “TeV Scale Leptogenesis in B-L Model with Alternative Cosmologies,” *Phys. Lett. B* **725**, 361 (2013) [arXiv:1205.1503 [hep-ph]].
- [16] R. Maartens, D. Wands, B. A. Bassett and I. Heard, “Chaotic inflation on the brane,” *Phys. Rev. D* **62**, 041301 (2000) [hep-ph/9912464].
- [17] D. Langlois, R. Maartens and D. Wands, “Gravitational waves from inflation on the brane,” *Phys. Lett. B* **489**, 259 (2000) [hep-th/0006007].
- [18] M. C. Bento, R. Gonzalez Felipe and N. M. C. Santos, “Braneworld inflation from an effective field theory after WMAP three-year data,” *Phys. Rev. D* **74**, 083503 (2006) [astro-ph/0606047].
- [19] G. Calcagni, S. Kuroyanagi, J. Ohashi and S. Tsujikawa, “Strong Planck constraints on braneworld and non-commutative inflation,” *JCAP* **1403**, 052 (2014) [arXiv:1310.5186 [astro-ph.CO]].
- [20] P. A. R. Ade *et al.* [BICEP2 Collaboration], “Detection of B-Mode Polarization at Degree Angular Scales by BICEP2,” *Phys. Rev. Lett.* **112**, 241101 (2014) [arXiv:1403.3985 [astro-ph.CO]].
- [21] N. Okada, V. N. Şenoğuz and Q. Shafi, “Simple Inflationary Models in Light of BICEP2: an Update,” arXiv:1403.6403 [hep-ph].
- [22] N. Okada and S. Okada, “Simple brane-world inflationary models in light of BICEP2,” arXiv:1407.3544 v1[hep-ph].
- [23] N. Okada and S. Okada, “Simple inflationary models in Gauss-Bonnet brane-world cosmology,” arXiv:1412.8466 [hep-ph].
- [24] P. A. R. Ade *et al.* [BICEP2 and Planck Collaborations], “Joint Analysis of BICEP2/Keck Array and Planck Data,” *Phys. Rev. Lett.* **114**, no. 10, 101301 (2015) [arXiv:1502.00612 [astro-ph.CO]].
- [25] K. Ichiki, M. Yahiro, T. Kajino, M. Orito and G. J. Mathews, “Observational constraints on dark radiation in brane cosmology,” *Phys. Rev. D* **66**, 043521 (2002) [astro-ph/0203272].
- [26] B. Wang and E. Abdalla, “Plausible upper limit on the number of e-foldings,” *Phys. Rev. D* **69**, 104014 (2004) [hep-th/0308145].

- [27] A. Vilenkin, “Topological inflation,” Phys. Rev. Lett. **72**, 3137 (1994) [hep-th/9402085];
A. D. Linde and D. A. Linde, “Topological defects as seeds for eternal inflation,” Phys. Rev. D **50**, 2456 (1994) [hep-th/9402115].
- [28] M. U. Rehman and Q. Shafi, “Higgs Inflation, Quantum Smearing and the Tensor to Scalar Ratio,” Phys. Rev. D **81**, 123525 (2010) [arXiv:1003.5915 [astro-ph.CO]].
- [29] N. Okada and Q. Shafi, “Observable Gravity Waves From $U(1)_{B-L}$ Higgs and Coleman-Weinberg Inflation,” arXiv:1311.0921 [hep-ph].
- [30] Q. Shafi and A. Vilenkin, “Inflation with $SU(5)$,” Phys. Rev. Lett. **52**, 691 (1984).
- [31] S. R. Coleman and E. J. Weinberg, “Radiative Corrections as the Origin of Spontaneous Symmetry Breaking,” Phys. Rev. D **7**, 1888 (1973).
- [32] G. Barenboim, E. J. Chun and H. M. Lee, “Coleman-Weinberg Inflation in light of Planck,” Phys. Lett. B **730**, 81 (2014) [arXiv:1309.1695 [hep-ph]].