

Probing Spectator Scattering and Annihilation Corrections in $B_s \rightarrow PV$ Decays

Qin Chang,^{1,2} Xiaohui Hu,¹ Junfeng Sun,¹ and Yueling Yang¹

¹*Institute of Particle and Nuclear Physics,*

Henan Normal University, Xinxiang 453007, China

²*State Key Laboratory of Theoretical Physics, Institute of Theoretical Physics,*

Chinese Academy of Sciences, Beijing, China

Abstract

Motivated by the recent LHCb measurements on $\bar{B}_s \rightarrow \pi^- K^{*+}$ and $\bar{B}_s \rightarrow K^\pm K^{*\mp}$ decay modes, we revisit the $B_s \rightarrow PV$ decays within QCD factorization framework. The effects of hard-spectator scattering and annihilation corrections are studied in detail. After performing a χ^2 -fit on the end-point parameters $X_A^{i,f}$ ($\rho_A^{i,f}$, $\phi_A^{i,f}$) and X_H (ρ_H , ϕ_H) with available data, it is found that although some possible mismatches exist, the universalities of $X_A^{i,f}$ and X_H in B_s and $B_{u,d}$ systems are still allowed within theoretical uncertainties and experimental errors. With the end-point parameters gotten from $B_{u,d} \rightarrow PV$ decays, the numerical results and detailed analyses for the observables of $\bar{B}_s \rightarrow \pi K^*$, ρK , $\pi \rho$, $\pi \phi$ and $K \phi$ decay modes are presented. In addition, we have identified a few useful observables, especially the ones of $\bar{B}_s \rightarrow \pi^0 \phi$ decay for instance, for probing hard-spectator scattering and annihilation contributions.

PACS numbers: 12.39.St 13.25.Hw 14.40.Nd

I. INTRODUCTION

In the past years, many experimental efforts have devoted to precisely measuring non-leptonic two-body B meson decays, which provide a fertile ground to explore the underlying mechanism of hadron weak decays. For instance, many $B_{u,d}$ decay modes with branching fractions $\gtrsim \mathcal{O}(10^{-6})$ are well measured by the B factories BABAR and Belle, and branching ratios of some B_s decay modes are given with relatively high precision by CDF collaboration at Fermilab. Moreover, with the running of the Large Hadron Collider (LHC) and the upgrading Super-B factory Belle-II, not only the measurements on $B_{u,d}$ decays will be greatly refined, but also the B_s decays are expected to be measured with extraordinary precision in the near future. Recently, using the data sample corresponding to $1.0fb^{-1}$ of pp collision, the $\bar{B}_s^0 \rightarrow K^\pm K^{*\mp}$ and $\pi^- K^{*+}$ decays are firstly observed by LHCb collaboration, and their branching fractions are [1]

$$\mathcal{B}(\bar{B}_s^0 \rightarrow K^\pm K^{*\mp}) = (12.7 \pm 1.9 \pm 1.9) \times 10^{-6}, \quad (1)$$

$$\mathcal{B}(\bar{B}_s^0 \rightarrow \pi^- K^{*+}) = (3.3 \pm 1.1 \pm 0.5) \times 10^{-6}, \quad (2)$$

with the total significances of 7.8σ and 3.4σ , respectively. They are the first measurements of \bar{B}_s^0 meson decays to charmless PV final states, where P and V denote the lightest pseudoscalar and vector $SU(3)$ meson, respectively.

Theoretically, based on the QCD factorization (QCDF) approach [2], the perturbative QCD (pQCD) approach [3] and the soft-collinear effective theory (SCET) [4], the latest predictions of such two quantities read (in the units of 10^{-6})¹

$$\text{QCDF [5]} \quad \begin{cases} \mathcal{B}(\bar{B}_s^0 \rightarrow K^\pm K^{*\mp}) = (10.3_{-2.2-4.2}^{+3.0+4.8} + 11.3_{-3.5-5.1}^{+7.0+8.1}), \\ \mathcal{B}(\bar{B}_s^0 \rightarrow \pi^- K^{*+}) = 7.8_{-0.7-0.7}^{+0.4+0.5}; \end{cases} \quad (3)$$

$$\text{pQCD [6]} \quad \begin{cases} \mathcal{B}(\bar{B}_s^0 \rightarrow K^\pm K^{*\mp}) = (6.0_{-1.5-1.2-0.3}^{+1.7+1.7+0.7} + 4.7_{-0.8-1.4-0.0}^{+1.1+2.5+0.0}), \\ \mathcal{B}(\bar{B}_s^0 \rightarrow \pi^- K^{*+}) = 7.6_{-2.2-0.5-0.3}^{+2.9+0.4+0.5}; \end{cases} \quad (4)$$

$$\text{SCET [7]} \quad \begin{cases} \mathcal{B}(\bar{B}_s^0 \rightarrow K^\pm K^{*\mp}) = 18.2_{-5.0-2.7}^{+6.3+3.3}, & 19.7_{-4.2-2.2}^{+5.0+2.6}, \\ \mathcal{B}(\bar{B}_s^0 \rightarrow \pi^- K^{*+}) = 5.9_{-0.5-0.5}^{+0.5+0.5}, & 6.6_{-0.1-0.7}^{+0.2+0.7}. \end{cases} \quad (5)$$

¹ In Eqs. (3) and (4), the numerical results of $\mathcal{B}(\bar{B}_s^0 \rightarrow K^\pm K^{*\mp})$ mean $\mathcal{B}(\bar{B}_s^0 \rightarrow K^{*-} K^+) + \mathcal{B}(\bar{B}_s^0 \rightarrow K^{*+} K^-)$ [5, 6].

It is obvious that (1) For the branching ratio $\mathcal{B}(\bar{B}_s^0 \rightarrow \pi^- K^{*+})$, all of the theoretical results agree with each other, but are larger than the LHCb data. (2) For the observable $\mathcal{B}(\bar{B}_s^0 \rightarrow K^\pm K^{*\mp})$, the pQCD's predictions are consistent with the LHCb's measurement within errors, while the default results of QCDF and SCET are about 3.3σ and 2.6σ larger than LHCb data, respectively. Here, it should be noted that the QCDF's results in Eq.(3) correspond to a set of specified phenomenological annihilation parameters $(\rho_A, \phi_A) = (0.90, -65^\circ)$ for $B_s \rightarrow VP$ decays and $(0.85, -30^\circ)$ for $B_s \rightarrow PV$ decays [5]. It is well known that for the $\bar{B}_s^0 \rightarrow K^\pm K^{*\mp}$ decay, the tree amplitudes are suppressed by the CKM factor $|V_{ub}V_{us}^*| \sim \mathcal{O}(\lambda^4)$, while the penguin amplitudes proportional to the CKM factor $|V_{tb}V_{ts}^*| \sim \mathcal{O}(\lambda^2)$ are usually sensitive to nonfactorizable corrections and effects from new interactions beyond the standard model. It will be very interesting to scrutinize the above possible mismatches. Before searching for possible solutions from new physics, it is essential to examine carefully whether the disagreement could be accommodated within the standard model. In this paper, the effects of weak annihilation (WA) and hard spectator scattering (HSS) corrections in $\bar{B}_s^0 \rightarrow PV$ decays are studied in detail within the QCDF framework.

Our paper is organized as follows. After a brief review of WA and HSS corrections in QCDF approach and recent researches in section II, we present our numerical analyses and discussions in section III. Our main conclusions are summarized in section IV.

II. HSS AND WA CORRECTIONS IN THE QCDF APPROACH

Combining the hard-scattering approach [8] with the power counteracting rules in the heavy quark limit $m_b \gg \Lambda_{QCD}$, M. Beneke *et al.* developed the QCDF approach to deal with the hadronic matrix elements for the B meson decays based on the collinear factorization scheme and colour transparency hypothesis [2, 9]. Up to power corrections of order Λ_{QCD}/m_b , the factorization formula for B decaying into two light meson can be written as

$$\begin{aligned} \langle M_1 M_2 | O_i | B \rangle = & \sum_j \left\{ F_j^{B \rightarrow M_1} \int dz T_{ij}^I(z) \Phi_{M_2}(z) + (M_1 \leftrightarrow M_2) \right\} \\ & + \int dx dy dz T_i^{II}(x, y, z) \Phi_B(x) \Phi_{M_1}(y) \Phi_{M_2}(z), \end{aligned} \quad (6)$$

where $F_j^{B \rightarrow M}$ denotes a $B \rightarrow M$ transition form factor, and $\Phi_X(z)$ is the light-cone wave functions for the two-particle Fock state of the participating meson X . Form factors and light-cone wave functions in Eq.(6) are nonperturbative inputs. Form factors can be obtained

from lattice QCD or QCD sum rules. Light-cone wave functions are universal and process-independent. Both $T^I(z)$ and $T^{II}(x, y, z)$ are hard scattering functions, which could be systematically calculable order by order with the perturbation theory in principle.

When the chirally enhanced corrections to HHS amplitudes are estimated with the second line of QCDF formula Eq.(6), the twist-3 contributions involve the logarithmically divergent integral

$$\int_0^1 \frac{dt}{1-t} \Phi_M^{p,v}(t) = X_H, \quad (7)$$

where the asymptotic forms of the twist-3 distribution amplitudes $\Phi_M^{p,v}(t) = 1$ are employed. It is assumed that the endpoint singularity in Eq.(7) contains many poorly known soft contributions and hence unfortunately does not admit a perturbative treatment within the QCDF framework. For an estimate, the divergent integral X_H is phenomenologically parameterized as [9]

$$X_H = \ln \frac{m_B}{\Lambda_h} (1 + \rho_H e^{i\phi_H}), \quad (8)$$

with $\Lambda_h = 0.5 \text{ GeV}$.

Moreover, it is found that although the WA amplitudes are power suppressed in the heavy quark limit and hence disappear from Eq.(6), they are very important in practical application of the QCDF approach to nonleptonic B decays, especially for the pure annihilation processes, such as $B_d \rightarrow K^+ K^-$ and $B_s \rightarrow \pi^+ \pi^-$ decays which have been observed experimentally [10–12]. The WA amplitudes are expressed in the terms of convolutions of “hard scattering” kernels with light cone wave functions to estimate the importance of annihilation contributions within the QCDF framework. A worse problem is that there is endpoint singularities even with twist-2 light cone distribution amplitudes. Similar to the case of the twist-3 hard scattering contributions parameterized by X_H in Eq.(7), another phenomenological quantity X_A are introduced to parameterize the WA divergent endpoint integrals, i.e.

$$\int_0^1 \frac{dt}{t} = X_A = \ln \frac{m_B}{\Lambda_h} (1 + \rho_A e^{i\phi_A}). \quad (9)$$

One cannot get any information on parameters $\rho_{H,A}$ and $\phi_{H,A}$ from the QCDF approach. Because that the hard scattering terms arise first at order α_s and that the annihilation contributions are power suppressed, it is conservatively assumed that $\rho_{A,H} \leq 1$ because too large value will give rise to numerically enhanced subleading contributions and put a question to the validity of the $1/m_b$ power expansion of the QCDF approach. The strong phases $\phi_{A,H}$

can vary freely, which show the phenomenological importance of HSS and WA contributions to CP asymmetric observables. In addition, different values of $X_{A,H}$ ($\rho_{A,H}, \phi_{A,H}$) according to different types of final states PP , PV , VP and VV are introduced in phenomenological investigation. And it is traditionally assumed that $X_A = X_H$ and they were universal for each decay types, which have been thoroughly discussed in Refs. [5, 9, 13, 14].

Motivated by recent measurements on pure annihilation $\bar{B}_s^0 \rightarrow \pi^+\pi^-$ decay by CDF and LHCb collaborations [11, 12], many more detailed studies on HSS and WA contributions are performed, for instance, by Refs. [15–19], and some interesting findings are presented. In Ref. [18], the universality assumption of WA parameters is carefully tested, and some tensions in $B \rightarrow \pi K$, ϕK^* decay modes with the standard model are presented. In Refs. [19, 20], a “new treatment” is proposed that complex parameters X_A^i and X_A^f corresponding to WA topologies with gluon emission from initial and final states, respectively, should be treated independently and that the flavor dependence of $X_{A,H}^i$ should be carefully considered. Following such “new treatment” of Refs. [19, 20], with available data of $B_{u,d,s} \rightarrow PP$ decays, comprehensive statistical χ^2 analyses on parameters $X_A^{i,f}$ and X_H are performed in our previous works [21, 22]. The findings could be briefly summarized as that: (1) parameters X_A^i and X_A^f should be treated individually, as presented in Ref. [20], and the simplification $X_H = X_A^i$ is allowed by data; (2) The flavor dependences of X_A^i are hardly to be clarified due to large experimental errors and theoretical uncertainties, which implies that the universality of X_A^i in $B_{u,d}$ and B_s systems still persists. So, motivated by the forthcoming plenty data of B_s decays provided by LHCb and Super-B experiments, it is worth to reevaluate the effects of HSS and WA corrections in $B_s \rightarrow PV$ decays in detail.

III. NUMERICAL RESULTS AND DISCUSSION

In the QCDF framework, the explicit expressions of the decay amplitudes and relevant formula of $B_s \rightarrow PV$ decays have been given in Ref. [9]. In this paper, the CP -averaged branching fractions and CP asymmetries of $\bar{B}_s^0 \rightarrow \pi K^*$, ρK , $\rho\pi$, KK^* , $\phi\pi$ and ϕK decay modes are evaluated. The same definition for these observables as HFAG [23] are taken. The values of input parameters used in our calculations and analyses are summarized in Table I. In addition, in evaluating the CP asymmetry parameters $C_{f\bar{f}}$, $S_{f\bar{f}}$, $\Delta C_{f\bar{f}}$, $\Delta S_{f\bar{f}}$ and $A_{CP}^{f\bar{f}}$ of $\bar{B}_s^0 \rightarrow \pi^\pm \rho^\mp$, $K^\pm K^{*\mp}$ and $K^0 \bar{K}^{*0} (\bar{K}^0 K^{*0})$ decays², the conventions $\bar{f} = \pi^+ \rho^-$,

$K^+ K^{*-}$ and $K^0 \bar{K}^{*0}$ are chosen.

TABLE I: The values of input parameters: Wolfenstein parameters, pole and running quark masses, decay constants, form factors and Gegenbauer moments.

$\bar{\rho} = 0.1453^{+0.0133}_{-0.0073}, \quad \bar{\eta} = 0.343^{+0.011}_{-0.012}, \quad A = 0.810^{+0.018}_{-0.024}, \quad \lambda = 0.22548^{+0.00068}_{-0.00034} [25],$
$m_c = 1.67 \pm 0.07 \text{ GeV}, \quad m_b = 4.78 \pm 0.06 \text{ GeV}, \quad m_t = 173.21 \pm 0.87 \text{ GeV},$
$\frac{\bar{m}_s(\mu)}{\bar{m}_{u,d}(\mu)} = 27.5 \pm 1.0, \quad \bar{m}_s(2 \text{ GeV}) = 95 \pm 5 \text{ MeV}, \quad \bar{m}_b(\bar{m}_b) = 4.18 \pm 0.03 \text{ GeV} [26],$
$f_{B_s} = (227.6 \pm 5.0) \text{ MeV}, \quad f_\pi = (130.41 \pm 0.20) \text{ MeV}, \quad f_K = (156.2 \pm 0.7) \text{ MeV} [26, 27],$
$f_\rho = (216 \pm 3) \text{ MeV}, \quad f_{K^*} = (220 \pm 5) \text{ MeV}, \quad f_\phi = (215 \pm 5) \text{ MeV},$
$f_\rho^\perp(1 \text{ GeV}) = (165 \pm 9) \text{ MeV}, \quad f_{K^*}^\perp(1 \text{ GeV}) = (185 \pm 10) \text{ MeV}, \quad f_\phi^\perp(1 \text{ GeV}) = (186 \pm 9) \text{ MeV} [28],$
$A_0^{B_s \rightarrow \phi} = 0.26 \pm 0.06, \quad A_0^{B_s \rightarrow K^*} = 0.22 \pm 0.06, \quad F_+^{B_s \rightarrow K} = 0.23 \pm 0.06 [29],$
$a_1^\pi = 0, \quad a_2^\pi(1 \text{ GeV}) = 0.25, \quad a_1^K(1 \text{ GeV}) = 0.06, \quad a_2^K(1 \text{ GeV}) = 0.25,$
$a_{1,\rho}^\parallel = 0, \quad a_{2,\rho}^\parallel(1 \text{ GeV}) = 0.15, \quad a_{1,K^*}^\parallel(1 \text{ GeV}) = 0.03, \quad a_{2,K^*}^\parallel(1 \text{ GeV}) = 0.11,$
$a_{1,\phi}^\parallel = 0, \quad a_{2,\phi}^\parallel(1 \text{ GeV}) = 0.18 [30].$

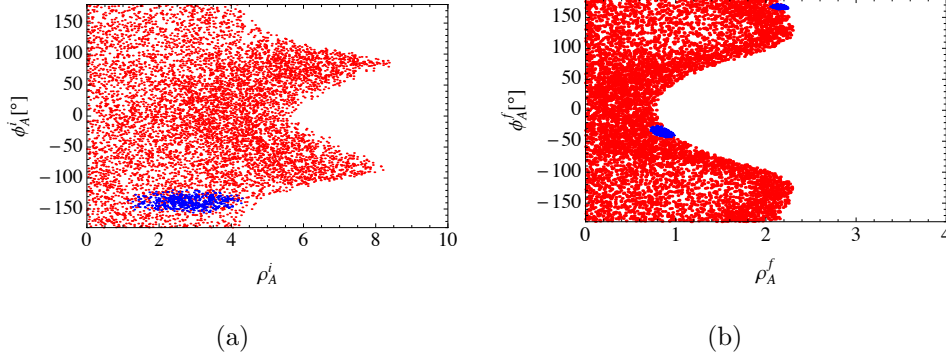


FIG. 1: The allowed spaces of parameters $(\rho_A^{i,f}, \phi_A^{i,f})$ at 68% C.L. with the combined constraints from $\mathcal{B}(\bar{B}_s^0 \rightarrow K^\pm K^{*\mp})$ and $\mathcal{B}(\bar{B}_s^0 \rightarrow \pi^- K^{*+})$ (red points). For comparison, the fitted results for $B_{u,d} \rightarrow PV$ decays at 68% C.L. [24] are also shown by blue points.

Firstly, with the simplification $(\rho_H, \phi_H) = (\rho_A^i, \phi_A^i)$ and input $\lambda_B = 0.19^{+0.09}_{-0.04} \text{ GeV}$ favored by $B_{u,d,s} \rightarrow PP$ and $B_{u,d} \rightarrow PV$ decays [22, 24], we perform a χ^2 -fit on the parameters $(\rho_A^{i,f}, \phi_A^{i,f})$. The statistical fitting approach has been detailed in Appendix of Ref. [21]. Using the constraints from data on $\mathcal{B}(\bar{B}_s^0 \rightarrow K^\pm K^{*\mp})$ and $\mathcal{B}(\bar{B}_s^0 \rightarrow \pi^- K^{*+})$ in Eqs.(1) and (2), the

² The decay mode $\bar{B}_s^0 \rightarrow K^0 \bar{K}^{*0} + \bar{K}^0 K^{*0}$ is labeled as $\bar{B}_s^0 \rightarrow K^0 \bar{K}^{*0}(\bar{K}^0 K^{*0})$ for convenience.

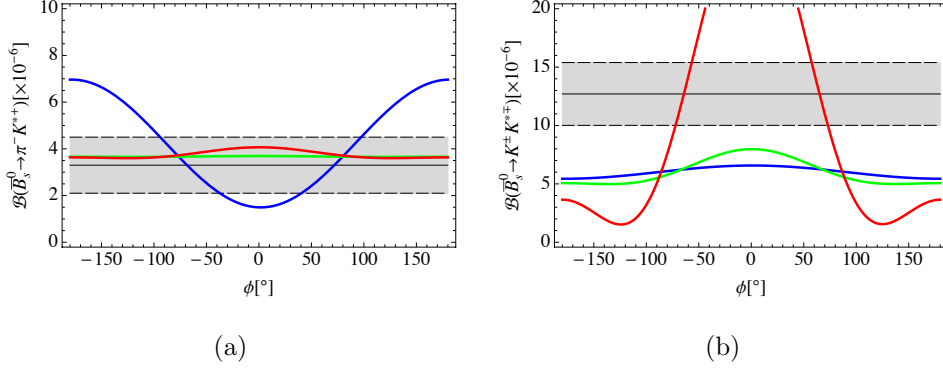


FIG. 2: The blue, green and red lines correspond to the dependences of $\mathcal{B}(\bar{B}_s^0 \rightarrow K^\pm K^{*\mp})$ and $\mathcal{B}(\bar{B}_s^0 \rightarrow \pi^- K^{*+})$ on ϕ_H , ϕ_A^i and ϕ_A^f with $\rho_H = 3$, $\rho_A^i = 3$ and $\rho_A^f = 1$, respectively, where the unconcerned parameters are set to zero. The shaded bands are experimental results with 1σ error.

allowed spaces of the WA parameters at 68% C.L. are shown in Fig.1. The fitted results for $B_{u,d} \rightarrow PV$ decays [24] are also redisplayed for comparison. From Fig.1(a), it is found that the allowed space of (ρ_A^i, ϕ_A^i) in $B_{u,d} \rightarrow PV$ decays entirely overlaps with the one in $B_s \rightarrow PV$ decays, which implies that the same parameters (ρ_A^i, ϕ_A^i) for $B_{u,d}$ and B_s decays are still allowed by now. For parameters (ρ_A^f, ϕ_A^f) in $B_s \rightarrow PV$ decays, the red pointed region in Fig.1(b) shows that the allowed values of ρ_A^f are strongly suppressed around $\phi_A^f \sim 0^\circ$ compared with those with a larger ϕ_A^f , which is interestingly similar to the situation in $B_{u,d} \rightarrow PV$ decays shown by blue points. Unfortunately, due to the large theoretical uncertainties and only few available experimental data with large errors, the spaces of both (ρ_A^i, ϕ_A^i) and (ρ_A^f, ϕ_A^f) in B_s decays are hardly to be well restricted for now.

To clarify the effects of WA and HSS corrections, the dependences of $\mathcal{B}(\bar{B}_s^0 \rightarrow K^\pm K^{*\mp})$ and $\mathcal{B}(\bar{B}_s^0 \rightarrow \pi^- K^{*+})$ on parameter $\phi_{H,A}^{i,f}$ are presented in Fig.2. For the tree-dominated $\bar{B}_s^0 \rightarrow \pi^- K^{*+}$ decay, its branching fraction is very sensitive to the HSS contributions related to (ρ_H, ϕ_H) rather than the WA ones, as Fig.2(a) shows. So, the fitted result (red points) in Fig.1(a) in fact almost refers to the constraints on (ρ_H, ϕ_H) from $\mathcal{B}(\bar{B}_s^0 \rightarrow \pi^- K^{*+})$. Similarly, for the penguin-dominated $\bar{B}_s^0 \rightarrow K^\pm K^{*\mp}$ decay, its branching fraction is very sensitive to the factorizable WA contributions related to (ρ_A^f, ϕ_A^f) rather than others as Fig.2(b) shows. As a result, the fitting result (red points) in Fig.1(b) is mainly due to the constraints from $\mathcal{B}(\bar{B}_s^0 \rightarrow K^\pm K^{*\mp})$. It is expected that the future refined measurements on $\bar{B}_s^0 \rightarrow K^\pm K^{*\mp}$ and $\bar{B}_s^0 \rightarrow \pi^- K^{*+}$ decays would perform strong constraints on factorizable

TABLE II: The CP -averaged branching fractions (in units of 10^{-6}) of $\bar{B}_s \rightarrow \pi K^*, \rho K, \pi\rho, \pi\phi, K\phi$ and KK^* decays. The first and second theoretical errors of the “this work” column are caused by uncertainties of the CKM and the other parameters in Table I, respectively.

Decay Modes	Class	This work	Cheng [5]	S4 [9]	FS [31]
$\bar{B}_s \rightarrow \pi^- K^{*+}$	T	$6.8^{+0.6+3.6}_{-0.6-2.8}$	$7.8^{+0.4+0.5}_{-0.7-0.7}$	6.8	7.92 ± 1.02
$\bar{B}_s \rightarrow \pi^0 K^{*0}$	C	$1.4^{+0.1+0.2}_{-0.1-0.2}$	$0.89^{+0.80+0.84}_{-0.34-0.35}$	0.33	3.07 ± 1.20
$\bar{B}_s \rightarrow K^+ \rho^-$	T	$16.0^{+1.3+9.4}_{-1.3-7.2}$	$14.7^{+1.4+0.9}_{-1.9-1.3}$	19.8	14.63 ± 1.46
$\bar{B}_s \rightarrow K^0 \rho^0$	C	$1.4^{+0.1+0.2}_{-0.1-0.2}$	$1.9^{+2.9+1.4}_{-0.9-0.6}$	0.68	0.56 ± 0.24
$\bar{B}_s \rightarrow \pi^0 \phi$	C, P_{EW}	$0.20^{+0.01+0.05}_{-0.02-0.04}$	$0.12^{+0.02+0.04}_{-0.01-0.02}$	0.12	1.94 ± 1.14
$\bar{B}_s \rightarrow K^0 \phi$	P	$0.45^{+0.02+0.07}_{-0.03-0.07}$	$0.6^{+0.5+0.4}_{-0.2-0.3}$	0.46	0.41 ± 0.07
$\bar{B}_s \rightarrow \pi^0 \rho^0$	WA	$0.017^{+0.001+0.001}_{-0.001-0.001}$	$0.02^{+0.00+0.01}_{-0.00-0.01}$	0.017	—
$\bar{B}_s \rightarrow \pi^\pm \rho^\mp$	WA	$0.034^{+0.002+0.002}_{-0.002-0.002}$	$0.04^{+0.00+0.02}_{-0.00-0.02}$	0.029	—
$\bar{B}_s \rightarrow K^\pm K^{*\mp}$	P	$17.3^{+0.7+3.1}_{-1.1-2.7}$	$21.6^{+10.0+12.9}_{-5.7-9.3}$	22.7	16.01 ± 1.25
$\bar{B}_s \rightarrow K^0 \bar{K}^{*0}(\bar{K}^0 K^{*0})$	P	$17.3^{+0.7+3.1}_{-1.1-2.7}$	$20.6^{+10.9+12.8}_{-6.4-9.3}$	22.2	15.65 ± 1.22

WA and HSS corrections, respectively.

Based on above analyses, in order to get the theoretical predictions for $B_s \rightarrow PV$ decays, we assume that the endpoint parameters are universal for $B_{u,d,s} \rightarrow PV$ decays, and so we take

$$(\rho_{A,H}^i, \phi_{A,H}^i) = (3.08, -145^\circ), \quad (\rho_A^f, \phi_A^f) = (0.83, -36^\circ), \quad (10)$$

gotten from $B_{u,d} \rightarrow PV$ decays [24] as inputs. Now, we present the theoretical results for the observables of $B_s \rightarrow PV$ decays in Tables II, III and IV, in which the previous results in QCDF framework and in flavor symmetry (FS) framework are also summarized for comparison. It could be found that most of our predictions agree with the other theoretical results except for few tensions, which will be discussed in detail below.

For the (color-suppressed) tree dominated $\bar{B}_s \rightarrow \pi K^*$ and ρK decays, we find that: (1) even though our prediction for the branching fraction of observed $\bar{B}_s \rightarrow \pi^- K^{*+}$ decay agrees with experimental data given in Eq. (2) due to large theoretical uncertainties and experimental errors, the default value is still about twice larger than experimental central data. In fact, as noted in Ref. [31], all current theoretical results have such similar situation, even

TABLE III: The direct and mixing-induced CP asymmetries (in units of 10^{-2}) of $\bar{B}_s \rightarrow \pi K^*, \rho K, \pi\rho, \pi\phi$ and $K\phi$ decays. The other captions are the same as Table II.

Decay Modes	This work	Cheng [5]	S4 [9]	FS [31]
$A_{CP}^{dir}(\bar{B}_s \rightarrow \pi^- K^{*+})$	-28_{-1-9}^{+1+6}	$-24.0_{-1.5-3.9}^{+1.2+7.7}$	-22.0	-13.6 ± 5.3
$A_{CP}^{dir}(\bar{B}_s \rightarrow K^+ \rho^-)$	$11.5_{-0.5-2.8}^{+0.3+4.8}$	$11.7_{-2.1-11.6}^{+3.5+10.1}$	6.2	12.0 ± 2.7
$A_{CP}^{dir}(\bar{B}_s \rightarrow \pi^0 K^{*0})$	-64_{-1-6}^{+2+6}	$-26.3_{-10.9-36.7}^{+10.8+42.2}$	15.4	-42.3 ± 15.8
$A_{CP}^{dir}(\bar{B}_s \rightarrow \rho^0 K^0)$	$51.8_{-1.8-3.0}^{+1.4+2.7}$	$28.9_{-14.5-23.7}^{+14.6+25.0}$	11.6	-12.4 ± 45.3
$A_{CP}^{mix}(\bar{B}_s \rightarrow \rho^0 K^0)$	43_{-4-2}^{+7+2}	29_{-24-21}^{+23+16}	—	-34.8 ± 28.5
$A_{CP}^{dir}(\bar{B}_s \rightarrow \pi^0 \phi)$	66_{-2-5}^{+1+3}	$82.2_{-14.0-55.3}^{+10.9+9.0}$	24.8	7.3 ± 20.1
$A_{CP}^{mix}(\bar{B}_s \rightarrow \pi^0 \phi)$	-73_{-1-7}^{+1+7}	40_{-10-53}^{+4+32}	—	43.9 ± 17.1
$A_{CP}^{dir}(\bar{B}_s \rightarrow K^0 \phi)$	$-2.85_{-0.12-0.73}^{+0.08+0.75}$	$-3.2_{-1.4-1.3}^{+1.2+0.6}$	-7.4	0
$A_{CP}^{mix}(\bar{B}_s \rightarrow K^0 \phi)$	-70_{-2-0}^{+2+0}	-69_{-1-1}^{+1+1}	—	-69.2 ± 0.0
$A_{CP}^{dir}(\bar{B}_s \rightarrow \pi^0 \rho^0)$	0	0	—	—
$A_{CP}^{mix}(\bar{B}_s \rightarrow \pi^0 \rho^0)$	-74_{-2-0}^{+2+0}	-65_{-3-0}^{+3+0}	—	—

TABLE IV: The CP asymmetry parameters (in units of 10^{-2}) of $\bar{B}_s^0 \rightarrow K^\pm K^{*\mp}, \pi^\pm \rho^\mp$, and $K^0 \bar{K}^{*0}(\bar{K}^0 K^{*0})$ decays. The unavailable results are not listed. The other captions are the same as Table II.

CP asymmetry	$\bar{B}_s \rightarrow K^\pm K^{*\mp}$		$\bar{B}_s \rightarrow \pi^\pm \rho^\mp$	$\bar{B}_s \rightarrow K^0 \bar{K}^{*0}(\bar{K}^0 K^{*0})$
parameters	This work	Cheng [5]	This work	This work
C	-4_{-0-2}^{+0+2}	-8_{-4-14}^{+4+15}	0	$-0.44_{-0.02-0.04}^{+0.01+0.06}$
S	-9_{-0-6}^{+0+6}	-5_{-1-9}^{+1+13}	-74_{-2-0}^{+2+0}	$-0.1_{-0.0-0.0}^{+0.0+0.0}$
ΔC	8_{-2-14}^{+1+14}	-3_{-14-49}^{+12+46}	0	18_{-0-14}^{+0+12}
ΔS	28_{-1-8}^{+1+8}	33_{-10-48}^{+9+30}	0	37_{-0-6}^{+0+6}
A_{CP}	24_{-1-2}^{+1+1}	19_{-4-11}^{+3+14}	0	$-0.4_{-0.0-0.1}^{+0.0+0.1}$

though these results are consistent with one another. So, more theoretical and experimental efforts are required to confirm or refute such possible mismatch. (2) The amplitudes of $\bar{B}_s \rightarrow \pi^0 K^{*0}$ and $K^0 \rho^0$ decays are more sensitive to the HSS corrections related to large Wilson coefficient C_1 . Due to a relative large ρ_H is used in evaluations, our prediction for

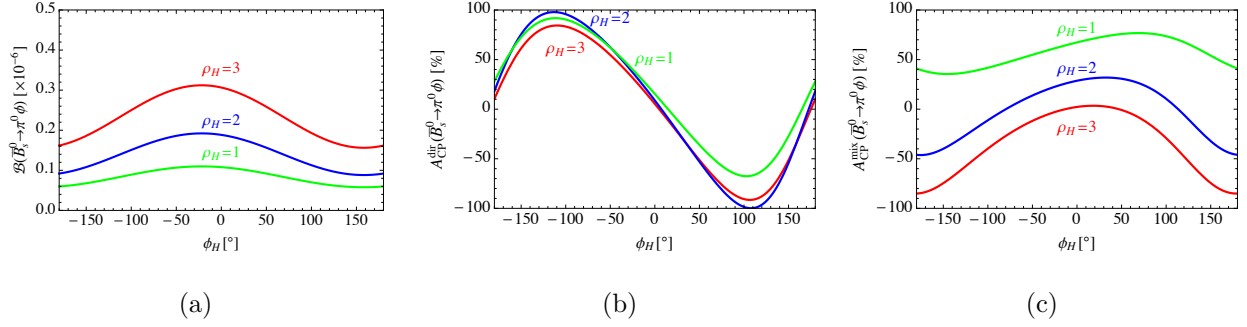


FIG. 3: The dependance of observables of $\bar{B}_s \rightarrow \pi^0 \phi$ decay on ϕ_H .

$\mathcal{B}(\bar{B}_s \rightarrow \pi^0 K^{*0})$ is larger than the results of “Cheng” [5] and “S4” [9], but much smaller than the one of “FS” [31] where a large color-suppressed amplitude C_V have similiar magnitude to, even larger than in Scheme C, the color-favored tree amplitude T_V .

The color-suppressed tree and electroweak penguin dominated $\bar{B}_s \rightarrow \pi^0 \phi$ decay is an important and interesting decay mode for exploring the HSS corrections, due to the fact that its amplitude,

$$\mathcal{A}(\bar{B}_s \rightarrow \pi^0 \phi) \propto V_{ub}V_{us}^* \alpha_2 + V_{tb}V_{ts}^* \frac{3}{2} \alpha_{3,EW}^p, \quad (11)$$

is sensitive to α_2 related to possible large HSS corrections and irrelevant to the interference induced by WA corrections. Moreover, it plays an important role to judge the two direct ways through α_2 or $\alpha_{3,EW}$ respectively to resolve the so-called “ πK CP puzzle” [32, 33]. From Tables II and III, it is found that our results for observables of $\bar{B}_s \rightarrow \pi^0 \phi$ decay, especially the mixing-induced CP asymmetry, are more or less different from the other ones. To clarify the reason, we present the dependence of observables on ϕ_H with different values of ρ_H in Fig. 3. It is found that the branching fraction is always about $\mathcal{O}(10^{-7})$, and hardly to be enhanced to $\mathcal{O}(10^{-6})$ level (predicted by “FS” [31]) by HSS corrections as Fig.3(a) shows. From Fig.3(b), it can be seen that the direct CP asymmetry is much more sensitive to ϕ_H than the other observables, and so very suitable for exploring the possible strong phase in HSS. For $A_{CP}^{mix}(\bar{B}_s \rightarrow \pi^0 \phi)$, one may note from Table III that our prediction, even its sign, is significantly different from the others, which is an interesting finding and could be understood by the following reason. From Eq.(11), it can be found that whether α_2 related to CKM factor $V_{ub}V_{us}^*$ or $\alpha_{3,EW}$ related to $V_{cb}V_{cs}^*$ (the part related to $V_{ub}V_{us}^*$ is negligible) dominates amplitude $\mathcal{A}_{\bar{B}_s \rightarrow \pi^0 \phi}$ is crucial for evaluating the mixing-induced CP asymmetry. As a result, as Fig.3(c) shows, $A_{CP}^{mix}(\bar{B}_s \rightarrow \pi^0 \phi)$ is very sensitive to ρ_H , and

obviously negative when $\rho_H \gtrsim 2$. So, the future measurements on $A_{CP}^{mix}(\bar{B}_s \rightarrow \pi^0 \phi)$ will play an important role to probe the strength of HSS contribution.

For the (electroweak) penguin dominated \bar{B}_s decays, there are no significant difference between our predictions and the others within uncertainties. However, similar to the situation in $\bar{B}_s \rightarrow \pi^- K^{*+}$ decay, the theoretical results for branching fraction of $\bar{B}_s \rightarrow K^\pm K^{*\mp}$ decay listed in Table II is significantly larger than the LHCb data in Eq.(1). While, it is not a definite mismatch for now due to the large hadronic uncertainties. Besides of branching fraction, both $\bar{B}_s \rightarrow \pi^- K^{*+}$ and $\bar{B}_s \rightarrow K^0 \bar{K}^{*0}(\bar{K}^0 K^{*0})$ decays involve five non-zero CP asymmetry observables listed in Table.IV, which would perform much stronger constraints on WA contributions if measured, especially on the possible strong phases therein.

The pure annihilation $\bar{B}_s \rightarrow \pi \rho$ decays are principally suitable for probing the WA contributions without the interferences induced by HSS corrections. However, their branching fractions are stable at about $\mathcal{O}(10^{-8})$ level, and no significant CP asymmetries are found theoretically. So these decay modes are hardly to be measured very soon and possibly hard to provide useful information for the WA strong phases.

IV. SUMMARY

In summary, motivated by recent LHCb measurements on $\bar{B}_s \rightarrow \pi^- K^{*+}$ and $\bar{B}_s \rightarrow K^\pm K^{*\mp}$ decays, we revisit the $\bar{B}_s \rightarrow PV$ decays within the QCD factorization framework, and analysis the effects of HSS and WA corrections related to end-point parameters in detail. Our main findings and conclusions could be summarized as follows:

- By χ^2 fitting, it is found that the WA parameters in $\bar{B}_s \rightarrow PV$ decays could not be well bounded due to large theoretical uncertainties and rough experimental measurements, and the universalities of their values in B_s and $B_{u,d}$ system are still allowed. Assuming the values of $(\rho_A^{i,f}, \phi_A^{i,f})$ are universal for B_s and $B_{u,d}$ decays and $(\rho_H, \phi_H) = (\rho_A^i, \phi_A^i)$, our theoretical predictions are presented in Tables II, III and IV, which will be tested in the near future.
- For the branching fractions of observed $\bar{B}_s \rightarrow \pi^- K^{*+}$ and $K^\pm K^{*\mp}$ decays, even though the current theoretical results agree with each other and are consistent with data within errors, their default results are significantly much larger than the central values of data.

The refined measurements on such two observables will perform strong constraints on (ρ_H, ϕ_H) and (ρ_A^f, ϕ_A^f) , respectively, and further to check such possible mismatches.

- A detailed analysis for the other observables and decays modes are perform, and some interesting findings are presented in text. Especially, for instance, without the interference induced by annihilation corrections, $\bar{B}_s \rightarrow \pi^0 \phi$ decay plays an important role to exploring the HSS contributions, where the size and strong phase could be clearly determined by direct and mixing-induced CP asymmetries, respectively. In addition, the pure annihilation $\bar{B}_s \rightarrow \pi \rho$ decays will be suitable for probing the WA contributions, although their branching ratios are very small.

Moreover, more B_s meson decay modes are urgently expected to be measured soon by LHCb and upgrading Belle II in the near future, which will exhibit exact picture of WA and HSS contributions in B_s decays.

Acknowledgments

The work is supported by the National Natural Science Foundation of China (Grant Nos. 11475055, 11275057 and U1232101). Q. Chang is also supported by the Foundation for the Author of National Excellent Doctoral Dissertation of P. R. China (Grant No. 201317) and the Program for Science and Technology Innovation Talents in Universities of Henan Province (Grant No. 14HASTIT036).

-
- [1] R. Aaij *et al.* (LHCb Collaboration), New J. Phys. **16** (2014) 123001.
 - [2] M. Beneke, G. Buchalla, M. Neubert and C. Sachrajda, Phys. Rev. Lett. **83** (1999) 1914; Nucl. Phys. B **591** (2000) 313.
 - [3] Y. Keum, H. Li and A. Sanda, Phys. Lett. B **504** (2001) 6; Phys. Rev. D **63** (2001) 054008.
 - [4] C. Bauer, S. Fleming and M. Luke, Phys. Rev. D **63** (2000) 014006; C. Bauer, S. Fleming, D. Pirjol and I. Stewart, Phys. Rev. D **63** (2001) 114020; C. Bauer and I. Stewart, Phys. Lett. B **516** (2001) 134; C. Bauer, D. Pirjol and I. Stewart, Phys. Rev. D **65** (2002) 054022.
 - [5] H. Cheng and C. Chua, Phys. Rev. D **80** (2009) 114026.
 - [6] A. Ali *et al.*, Phys. Rev. D **76** (2007) 074018.

- [7] W. Wang, Y. Wang, D. Yang and C. Lü, Phys. Rev. D **78** (2008) 034011.
- [8] G. Lepage and S. Brodsky, Phys. Rev. D **22** (1980) 2157.
- [9] M. Beneke, G. Buchalla, M. Neubert and C. Sachrajda, Nucl. Phys. B **606** (2001) 245; M. Beneke and M. Neubert, Nucl. Phys. B **651** (2003) 225; Nucl. Phys. B **675** (2003) 333.
- [10] Y. Duh *et al.* (Belle Collaboration), Phys. Rev. D **87** (2013) 031103.
- [11] R. Aaij *et al.* (LHCb Collaboration), JHEP **1210** (2012) 037.
- [12] T. Aaltonen *et al.* (CDF Collaboration), Phys. Rev. Lett. **108** (2012) 211803.
- [13] M. Beneke, J. Rohrer and D. Yang, Nucl. Phys. B **774** (2007) 64.
- [14] H. Cheng and C. Chua, Phys. Rev. D **80** (2009) 114008.
- [15] Q. Chang, X. Cui, L. Han and Y. Yang, Phys. Rev. D **86** (2012) 054016.
- [16] Z. Xiao, W. Wang and Y. Fan, Phys. Rev. D **85** (2012) 094003.
- [17] M. Gronau, D. London and J. Rosner, Phys. Rev. D **87** (2013) 036008.
- [18] C. Bobeth, M. Gorbahn and S. Vickers, arXiv:1409.3252.
- [19] G. Zhu, Phys. Lett. B **702** (2011) 408.
- [20] K. Wang and G. Zhu, Phys. Rev. D **88** (2013) 014043.
- [21] Q. Chang, J. Sun, Y. Yang and X. Li, Phys. Rev. D **90** (2014) 054019.
- [22] Q. Chang, J. Sun, Y. Yang and X. Li, Phys. Lett. B **740** (2015) 56.
- [23] Y. Amhis *et al.* (HFAG), arXiv:1207.1158; and online update at: <http://www.slac.stanford.edu/xorg/hfag>.
- [24] J. Sun, Q. Chang, X. Hu and Y. Yang, arXiv:1412.2334.
- [25] J. Charles *et al.* (CKMfitter Group), Eur. Phys. J. C **41** (2005) 1; updated results and plots available at: <http://ckmfitter.in2p3.fr>.
- [26] K. Olive *et al.* (Particle Data Group), Chin. Phys. C **38** (2014) 090001.
- [27] J. Laiho, E. Lunghi and R. Van de Water, Phys. Rev. D **81** (2010) 034503, updated results available at: <http://www.latticeaverages.org>.
- [28] P. Ball, G. Jones and R. Zwicky, Phys. Rev. D **75** (2007) 054004.
- [29] A. Al-Haydari *et al.* (QCDSF Collaboration), Eur. Phys. J. A **43** (2010) 107.
- [30] P. Ball, V. Braun and A. Lenz, JHEP **0605** (2006) 004; P. Ball and G. Jones, JHEP **0703** (2007) 069.
- [31] H. Cheng, C. Chiang and A. Kuo, Phys. Rev. D **91** (2015) 014011.
- [32] Q. Chang, X. Li and Y. Yang, J. Phys. G **41** (2014) 105002.

[33] L. Hofer, D. Scherer and L. Vernazza, JHEP 1102 (2011) 080.