

Diphoton production at Tevatron and the LHC in the NLO^{*} approximation of the Parton Reggeization Approach.

M.A. Nefedov^{*}

Samara State University, Ac. Pavlov st., 1, 443011 Samara, Russia

V.A. Saleev[†]

Samara State University, Ac. Pavlov st., 1, 443011 Samara, Russia and

S.P. Korolyov Samara State Aerospace University,

Moscow Highway, 34, 443086, Samara, Russia

Abstract

The hadroproduction of prompt isolated photon pairs at high energies is studied in the NLO^{*} framework of the Parton Reggeization Approach. The real part of the NLO corrections is computed, and the procedure for the subtraction of double counting between real parton emissions in the hard-scattering matrix element and unintegrated PDF is constructed for the amplitudes with Reggeized quarks in the initial state. The matrix element of the important NNLO subprocess $RR \rightarrow \gamma\gamma$ with full dependence on the transverse momenta of the initial-state Reggeized gluons is obtained. We compare obtained numerical results with diphoton spectra measured at Tevatron and the LHC, and find a good agreement of our predictions with experimental data at the high values of diphoton transverse momentum, p_T , and especially at the p_T larger than the diphoton invariant mass, M . In this multi-Regge kinematics region, the NLO correction is strongly suppressed, demonstrating the self consistency of the Parton Reggeization Approach.

PACS numbers: 12.38.Bx, 12.39.St, 12.40.Nn, 13.87.Ce

^{*}Electronic address: nefedovma@gmail.com

[†]Electronic address: saleev@samsu.ru

I. INTRODUCTION

Nowadays, the inclusive hadroproduction of pairs of isolated prompt photons (diphotons) is a subject of intense experimental and theoretical studies. From the experimental point of view, this process forms an irreducible background in the searches of heavy neutral resonances in the diphoton decay channel, such as Standard Model Higgs boson [1] and its Beyond Standard Model counterparts [2]. As for the process itself, it allows us to define the set of inclusive differential cross sections over such variables as the invariant mass of the pair (M), its transverse momentum (p_T), azimuthal angle between transverse momenta of the photons ($\Delta\phi$), rapidity of the photon pair ($Y_{\gamma\gamma}$), Collins-Soper angle in the center of mass frame of the photon pair (θ) and a few others [3]. Most of these spectra are measured with high precision both at Tevatron [3] and the LHC [4].

On the theoretical side, providing the predictions for the above mentioned rich set of differential spectra is a challenging task even for the state of the art techniques in perturbative Quantum Chromodynamics (pQCD). While, for the inclusive isolated prompt photon production, the p_T -spectra from CDF [5], ATLAS [6] and CMS [7] are described within experimental uncertainties in the Next to Leading Order (NLO) of conventional Collinear Parton Model (CPM) of the QCD [8]. Also, the notably good results were obtained for these spectra already in the Leading Order (LO) of k_T -factorization in the Ref. [9, 10]. In contrast, existing NLO CPM calculations, implemented in the DIPHOX [11] Monte-Carlo event generator, provide very poor description of p_T and $\Delta\phi$ distributions measured by ATLAS [4]. In the CPM, the full NNLO accuracy is required to provide qualitatively reasonable description of all distributions [12].

Part of these difficulties can be traced back to the shortcomings of the CPM approximation, where the transverse momentum of initial state partons is integrated over in the Parton Distribution Functions (PDFs), but neglected in the hard scattering part of the process. Such treatment is justified for the fully inclusive single scale observables, such as deep inelastic scattering structure functions or p_T -spectra of single prompt photons and jets, where the corrections breaking the collinear factorization are shown to be suppressed by a powers of the hard scale [13].

For the multi-scale differential observables, there is no obvious reason why the fixed-order calculation in the CPM should be a good approximation. Usually the simple picture of fac-

torization of the cross section of the hard process into the convolution of hard-scattering coefficient and some PDF-like objects is kept, but kinematical approximations are relaxed. In the treatment of Initial State Radiation (ISR) corrections in the Soft Collinear Effective Theory (SCET) [14] or in the Transverse Momentum Dependent (TMD) factorization formalism [13, 15, 16], the transverse-momentum of the initial-state parton is kept unintegrated on the kinematical level, but neglected in the hard-scattering part, which is justified e. g. when the p_T of the exclusive final state is much smaller than its invariant mass, so that the following hierarchy of the light-cone momentum components for the initial-state parton is preserved: $q^\mp \ll |\mathbf{q}_T| \ll q^\pm = x\sqrt{S}$.

In the opposite limit, when $q^\mp \ll |\mathbf{q}_T| \sim q^\pm = x\sqrt{S}$, the k_T -factorization [17] is valid, and transverse momentum of the initial state parton can no longer be neglected in the hard scattering amplitudes. To obtain the suitable hard scattering matrix element we will apply the hypothesis of parton Reggeization, which will be described below. In what follows we will refer to the combination of k_T -factorization with hard scattering matrix elements with Reggeized partons in the initial state as the Parton Reggeization Approach (PRA). This approach is mostly suitable for the study of the production of the final states with high p_T and small invariant mass in the central rapidity region. At high energies $\sqrt{S} \gg p_T$, such final states are produced by the small- x partons, and the resummation of $\log(1/x)$ -enhanced terms into the unintegrated PDF (unPDF) can be implemented [18]. Clearly, the regions of applicability of the TMD and k_T -factorization are overlapping, and they should match when $x \rightarrow 1$.

Turning back to the photon pair production, we can conclude, that neither TMD nor k_T -factorization covers all available range of experimental data. Most of the cross section comes from the region where the diphoton has small p_T and photons fly nearly back-to-back in the transverse plane, so additional QCD radiation is kinematically constrained to be soft and collinear, and the approach of SCET factorization will be preferable. On the contrary, at high p_T and small $\Delta\phi$, the k_T -factorization will do a good job, as we will show below.

The previous attempts to study the prompt diphoton production in k_T -factorization [19, 20] had their own problems. In the Ref. [19], only LO $2 \rightarrow 2$ subprocesses were taken into account. While, the PRA was used to obtain the gauge invariant expression for the $Q\bar{Q} \rightarrow \gamma\gamma$ matrix element with off-shell initial state Reggeized quarks (Q), the matrix element for the $RR \rightarrow \gamma\gamma$ with off-shell Reggeized gluons in the initial state was taken the same as in the

CPM. In fact, this contribution was overestimated in Ref. [19] due to the erroneous overall factor 4 in the partonic cross section of the subprocess $gg \rightarrow \gamma\gamma$ presented in the Ref. [21], which have lead to the accidental agreement with the early Tevatron data [22]. This factor was carefully checked against the results presented in the literature [23, 24], as well as by our independent calculations of the exact $RR \rightarrow \gamma\gamma$ amplitude, described in the Sec. IV of the present paper.

In the Ref. [20], the attempt to take into account the NLO $2 \rightarrow 3$ subprocesses was made, but manifestly non gauge invariant matrix elements where used both for $2 \rightarrow 2$ and $2 \rightarrow 3$ subprocesses. Also, the unavoidable double counting of additional real radiations between NLO $q^*g^* \rightarrow q\gamma\gamma$ subprocess and the unPDF was not subtracted, which have lead to the questionable conclusion, that no resummation of the effects of soft radiation is needed in the small- p_T region to describe the data.

In view of above mentioned shortcomings of the previous calculations, the present study has two main goals. The first one is to calculate the real part of NLO corrections to the process under consideration in the PRA, and develop the technique of subtraction of double counting between real NLO corrections and unPDF in PRA. The second goal is to calculate the matrix element of the quark-box subprocess $RR \rightarrow \gamma\gamma$ in PRA, taking into account the exact dependence on the transverse momenta of initial-state Reggeized gluons.

The present paper has the following structure, in Sec. II the relevant basics of the PRA formalism are outlined and the amplitude for the LO subprocess $Q\bar{Q} \rightarrow \gamma\gamma$ is derived. In the Sec. III the NLO $2 \rightarrow 3$ amplitudes are derived and the procedure for the subtraction of double counting between NLO real corrections and unPDF is explained. In the Sec. IV the computation of the amplitude for the quark-box subprocess $RR \rightarrow \gamma\gamma$ is reviewed, and in the Sec. V we compare our numerical results with the most recent CDF [3] and ATLAS [4] data. Our conclusions are summarized in the Sec. VI.

II. BASIC FORMALISM AND LO CONTRIBUTION

As collinear factorization is based on the property of factorization of collinear singularities in QCD [25], the k_T -factorization is based on the Balitsky-Fadin-Kuraev-Lipatov (BFKL) [26] (see [27, 28] for the review) factorization of QCD amplitudes in the Multi-Regge Kinematics (MRK), i. e. in the limit of the high scattering energy and fixed momentum

transfers. For example, the amplitude for the subprocess $q(q_1) + q(q_2) \rightarrow q(q_3) + g(q_4) + q(q_5)$ in the limit when

$$s_{34} \gg -t_{13}, \quad s_{45} \gg -t_{25},$$

where $s_{ij} = (q_i + q_j)^2$, $t_{ij} = (q_i - q_j)^2$, has the form of the amplitude with exchange of the effective Reggeized particle in the t -channel:

$$\mathcal{A}^{c,\mu} = 2s (\bar{u}(q_3) \gamma^{r_1} u(q_1)) \cdot \frac{1}{t_{13}} \left(\frac{s_{34}}{s_0} \right)^{\omega(t_{13})} \cdot \Gamma_{r_1 r_2}^{c,\mu}(q_{t1}, q_{t2}) \cdot \frac{1}{t_{25}} \left(\frac{s_{45}}{s_0} \right)^{\omega(t_{25})} \cdot (\bar{u}(q_5) \gamma^{r_2} u(q_2)), \quad (1)$$

where $q_{t1} = q_1 - q_3$, $q_{t2} = q_5 - q_2$, c , r_1 , r_2 are the color indices, γ^r is the effective qqR vertex, $\Gamma_{r_1 r_2}^{c,\mu}(q_{t1}, q_{t2})$ is the central gluon production vertex RRg , $\omega(t)$ is the gluon Regge trajectory. The Slavnov-Taylor identity $(q_{t1} - q_{t2})_\mu \Gamma_{r_1 r_2}^{c,\mu}(q_{t1}, q_{t2}) = 0$ holds for the effective production vertex, which ensures the gauge invariance of the amplitude.

The analogous form for the MRK asymptotics of the amplitude with quark exchange in the t -channel was shown to hold in the Leading Logarithmic Approximation (LLA) in [29]. For the review of modern status of the quark Reggeization in QCD see Ref. [30].

The Regge factor $s^{\omega(t)}$ resums the loop corrections enhanced by the $\log(s)$ to all orders in strong coupling constant α_s , and the dependence on the arbitrary scale s_0 should be canceled by the analogous dependence of the effective vertices, taken in all orders of perturbation theory. The Reggeized gluon in the t -channel is a scalar particle in the adjoint representation of the $SU(N_c)$. In the MRK limit, when all three particles in the final state are highly separated in rapidity, the light-cone momentum components carried by the Reggeons in t -channels obey the hierarchy $q_t^\mp \ll |\mathbf{q}_{t\perp}| \sim q_t^\pm$, so in the strict MRK limit, the “small” light-cone component is usually neglected.

To go beyond the LLA in $\log(s)$, one needs to consider the processes with a few clusters of particles in the final state, which are highly separated in rapidity, but keeping the exact kinematics within clusters. This is so called Quasi-Multi-Regge Kinematics(QMRK), and to obtain the amplitudes in this limit, the gauge invariant effective action for high energy processes in QCD was introduced in the Ref. [31]. Apart from the usual quark and gluon fields of QCD, which are supposed to live within a fixed rapidity interval, the fields of Reggeized gluons [31] and Reggeized quarks [32] are introduced to communicate between the different rapidity intervals. To keep the t -channel factorized form of the amplitudes in the QMRK limit, the Reggeon fields have to be gauge invariant, which leads to the specific form of their nonlocal interaction with the usual QCD fields, containing the Wilson lines.

Gauge invariance of Reggeon fields also ensures the gauge invariance of the effective emission vertices, which describe the production of particles within the given interval of rapidity, as it was the case in (1). The Feynman Rules (FRs) of the effective theory are collected in the refs. [32, 33], but for the reader's convenience, we also list the FRs relevant for the purposes of the present study in the Fig. 1. To compute the hard-scattering matrix elements in PRA one have to combine the FRs of the Fig. 1 with the usual FRs of QCD and QED, and use the factors for the Reggeons in the initial-state of the hard subprocess, also defined in the Fig. 1 to be compatible with the normalization of the unPDF described below.

Recently, the new scheme to obtain gauge-invariant matrix elements for k_T factorization, by exploiting the spinor-helicity representation and recursion relations for the tree-level amplitudes was introduced [34, 35]. This technique is equivalent to the PRA for the tree-level amplitudes without internal Reggeon propagators, however, the construction of the subtraction terms in the Sec. III requires the usage of the FRs of the refs. [32, 33].

So far as, the form of the central production vertex, propagators of Reggeized gluons and Regge trajectories, depends only on the quantum numbers of the Reggeon in the t -channel, and do not depend on what particles are in the initial state, the cross section of the production of particles to the central rapidity region in the inelastic pp collisions can be written in the form [17]:

$$d\sigma = \sum_{i,j} \int \frac{dx_1}{x_1} \int \frac{d^2\mathbf{q}_{T1}}{\pi} \Phi_i(x_1, t_1, \mu_F^2) \int \frac{dx_2}{x_2} \int \frac{d^2\mathbf{q}_{T2}}{\pi} \Phi_j(x_2, t_2, \mu_F^2) d\hat{\sigma}_{ij}(q_1, q_2), \quad (2)$$

where the sums are taken over the parton species, $q_{1,2} = x_{1,2}P_{1,2} + q_{T1,2}$ are the momenta of the partons, $q_{1,2}^2 = -\mathbf{q}_{T1,2}^2 = -t_{1,2}$, $P_{1,2}$ are the four-momenta of the protons, $2P_1P_2 = S$, $d\hat{\sigma}$ is the partonic cross section with Reggeized partons in the initial state. In what follows we will often use the Sudakov decomposition of the momenta:

$$k = \frac{1}{2} (n^+ k^- + n^- k^+) + k_T,$$

where $k^\pm = k^0 \pm k^3$, $P_1 = \sqrt{S}n^-/2$, $P_2 = \sqrt{S}n^+/2$, $(n^+)^2 = (n^-)^2 = 0$, $n^+n^- = 2$.

The unPDF $\Phi_i(x, \mathbf{q}_T^2, \mu_F^2)$ is unintegrated over the transverse momentum \mathbf{q}_T^2 , but still integrated over the "small" light-cone component of momentum, so this light-cone component is neglected in the hard scattering part, which is hence *formally* in the QMRK with the ISR and therefore it is gauge invariant. The exact kinematics will be restored by the

higher-order QMRK corrections. The factorization scale μ_F^2 is introduced to keep track of the position of the hard process on the axis of rapidity.

The unPDF is normalized on the CPM number density PDF via:

$$\int^{\mu_F^2} dt \Phi_i(x, t, \mu_F^2) = x f_i(x, \mu_F^2).$$

In the case of an inelastic scattering of objects with intrinsic hard scale, such as photons with high center-of-mass energy and virtuality, the evolution of the unPDFs is governed by the large $\log(1/x)$ and they satisfy the BFKL evolution equation [26]. In proton-proton collisions, the initial state does not provide us with intrinsic hard scale, therefore, the k_T -ordered Dokshitzer-Gribov-Lipatov-Altarelli-Parisi (DGLAP) [36] evolution at small k_T should be merged with rapidity-ordered BFKL evolution at high- k_T final steps of the ISR cascade.

The last problem is highly nontrivial and equivalent to the complete resummation of the $\log(k_T)$ -enhanced terms in the BFKL kernel. A few phenomenological schemes to compute unPDFs of a proton were proposed, such as the Ciafaloni-Catani-Fiorani-Marchesini (CCFM) approach [18], the Blümlein approach [37] and the Kimber-Martin-Ryskin approach [38]. In the LO calculations in PRA, the definition of the hard-scattering coefficient $d\hat{\sigma}$ is independent on the approximations made in the unPDF, so any unPDF can be used, and spread between them gives the theoretical uncertainty. In fact, the recent studies [39, 40] show, that in the realistic kinematical conditions, the LO calculations with KMR and recent version of the CCFM unPDFs [41] give very close results. At the NLO, one should develop the proper matching scheme between the unPDF and corrections included into the hard-scattering kernel, which introduces a difference in treatment of different unPDFs.

In the present paper we will work with the version of the KMR formula for the unPDFs, described in the Ref. [42]. The KMR prescription introduces the simplest possible scenario, where the k_T -ordered DGLAP chain of the emissions is followed by exactly one emission, ordered in rapidity with the particles produced in the hard subprocess. Due to the strong k_T -ordering of the DGLAP evolution, the transverse momentum of the parton in the initial-state of the hard subprocess is approximated to come completely from the last step of the evolution. With this approximations, one can obtain the unPDF from the conventional collinear PDF as follows:

$$\Phi_i(x, q_T^2, \mu^2) = \frac{1}{q_T^2} \int_x^1 dz T_i(q^2, \mu^2) \frac{\alpha_s(q^2)}{2\pi} \sum_j P_{ij}(z) f_j\left(\frac{x}{z}, q^2\right) \theta(\Delta_{ij}(q_T^2, \mu^2) - z), \quad (3)$$

where $P_{ij}(z)$ - DGLAP splitting function, $q^2 = q_T^2/(1-z)$ – virtuality of the parton in the t -channel, the Sudakov formfactor T_i is defined as:

$$T_i(q^2, \mu^2) = \exp \left\{ - \int_{q^2}^{\mu^2} \frac{dk^2}{k^2} \frac{\alpha_s(k^2)}{2\pi} \sum_{i,j} \int_0^1 d\xi \xi P_{ij}(\xi) \theta(\Delta_{ij}(k^2(1-\xi), \mu^2) - \xi) \right\}, \quad (4)$$

and the ordering in rapidity between the last parton emission and the particles produced in the hard subprocess is implemented via the following infrared cutoff [53]:

$$\Delta_{ij}(q_T^2, \mu^2) = \frac{\mu}{\mu + q_T} \delta_{ij} + (1 - \delta_{ij}).$$

In the present study, we use the version of the KMR formula (3) with LO DGLAP splitting functions, but NLO PDFs as a collinear input, because, as it was shown in the Ref. [42] the usage of the NLO PDFs and the exact scale q^2 are the most numerically important effects distinguishing the LO KMR distribution of the Ref. [38] and the NLO prescription of the Ref. [42]. Also, as it will be shown in the Sec. III, the usage of the LO DGLAP splitting functions is compatible with the PRA, while at the NLO, the splitting functions should be recalculated using the effective theory of the refs. [31, 32].

The effects of the Sudakov resummation are known to be dominant in the doubly-asymptotic region, $q_T \ll \mu$ and $z \rightarrow \Delta$, which is most important in pp collisions, therefore we use the Sudakov form-factor in (4). The opposite limit, when $z \rightarrow 0$ and $q_T \ll \mu$, is captured by the Regge factor $s^{\omega(t)}$, but the proper procedure of matching of the double-logarithmic corrections, between Sudakov and Regge factors is also beyond the scope of the present study.

Now we are at step to discuss the LO and NLO contributions to the prompt photon pair production in the PRA. There is only one LO ($O(\alpha^2 \alpha_s^0)$) subprocess:

$$Q(q_1) + \bar{Q}(q_2) \rightarrow \gamma(q_3) + \gamma(q_4) \quad (5)$$

The set of Feynman diagrams for this subprocess is presented on the Fig. 2. The amplitude of the process (5) obeys the Ward identity of Quantum Electrodynamics (QED), and the

amplitude squared and averaged over the spin and color quantum numbers of the initial state, which was obtained in a first time in the Ref. [19], has the form:

$$\overline{|\mathcal{A}(Q\bar{Q} \rightarrow \gamma\gamma)|^2} = \frac{32}{3}\pi^2 e_q^4 \alpha^2 \frac{x_1 x_2}{a_3 a_4 b_3 b_4 S \hat{t} \hat{u}} \left(w_0 + w_1 S + w_2 S^2 + w_3 S^3 \right), \quad (6)$$

where $a_3 = q_3^+/\sqrt{S}$, $a_4 = q_4^+/\sqrt{S}$, $b_3 = q_3^-/\sqrt{S}$, $b_4 = q_4^-/\sqrt{S}$, $\hat{s} = (q_1 + q_2)^2$, $\hat{t} = (q_1 - q_3)^2$, $\hat{u} = (q_1 - q_4)^2$, $x_1 = a_3 + a_4$, $x_2 = b_3 + b_4$, $\alpha = e^2/(4\pi)$, e_q is the electric charge of the quark in the units of the electron charge and the coefficients w_i can be represented as follows:

$$\begin{aligned} w_0 &= t_1 t_2 (t_1 + t_2) - \hat{t} \hat{u} (\hat{t} + \hat{u}), \\ -w_1 &= t_1 t_2 (a_3 - a_4)(b_3 - b_4) + t_2 x_1 (b_4 \hat{t} + b_3 \hat{u}) + \\ &\quad + t_1 x_2 (a_3 \hat{t} + a_4 \hat{u}) + \hat{t} \hat{u} (a_3 b_3 + 2a_4 b_3 + 2a_3 b_4 + a_4 b_4), \\ -w_2 &= b_3 b_4 x_1^2 t_2 + a_3 a_4 x_2^2 t_1 + a_3 b_4 \hat{t} (x_2 a_3 + a_4 b_4) + a_4 b_3 \hat{u} (a_3 b_3 + a_4 x_2), \\ -w_3 &= a_3 a_4 b_3 b_4 \left(a_3 b_4 \left(\frac{\hat{t}}{\hat{u}} \right) + a_4 b_3 \left(\frac{\hat{u}}{\hat{t}} \right) \right). \end{aligned}$$

Taking the collinear limit $t_{1,2} \rightarrow 0$ of (6), one can reproduce the standard CPM result for the amplitude $q\bar{q} \rightarrow \gamma\gamma$:

$$\overline{|\mathcal{A}(q\bar{q} \rightarrow \gamma\gamma)|^2} = \frac{32}{3}\pi^2 e_q^4 \alpha^2 \left(\frac{\hat{t}}{\hat{u}} + \frac{\hat{u}}{\hat{t}} \right).$$

In the next section we will discuss the tree-level NLO corrections.

III. REAL NLO CORRECTIONS

The tree-level NLO ($O(\alpha^2 \alpha_s^1)$) subprocesses are:

$$Q(q_1) + R(q_2) \rightarrow \gamma(q_3) + \gamma(q_4) + q(q_5), \quad (7)$$

$$Q(q_1) + \bar{Q}(q_2) \rightarrow \gamma(q_3) + \gamma(q_4) + g(q_5). \quad (8)$$

The sets of Feynman diagrams for them are presented in the Figs. 3 and 4. The FRs of the Fig. 1 where implemented as the model file for the **FeynArts** [45], **Mathematica** based package, and the computation of the squared matrix elements was performed using

`FeynArts`, `FeynCalc` [46], and `FORM` programs. It was checked analytically, that the amplitudes for the NLO subprocesses (7) and (8) obey the Ward (Slavnov-Taylor) identities with respect to all final state photons (gluons) independently on the transverse momentum of the initial state Reggeized partons. Unfortunately, the obtained expressions are too large and non-informative to present them here.

The squared matrix element of the subprocess (7) contains the collinear singularity, when the three-momentum of the quark becomes collinear to the three-momentum of one of the photons. This collinear singularity can be absorbed into the nonperturbative parton-to-photon fragmentation function, and then, the theoretical cross section is represented as the sum of *direct* contribution, where the collinear singularity is subtracted, according to e. g. \overline{MS} scheme, and *fragmentation* contribution, which is equal to the convolution of the cross section of the parton production in pQCD and the parton-to-photon fragmentation function. Experimental (hard-cone) isolation condition require the amount of hadronic energy within the photon isolation cone of the radius R to be smaller than the fixed value $E_T^{(ISO)} \sim O(1)$ GeV:

$$E_T^{(had)}(r < R) < E_T^{(ISO)}, \quad (9)$$

where $r = \sqrt{\Delta\eta^2 + \Delta\phi^2}$ is the distance in the pseudorapidity–azimuthal angle plane, $E_T^{(had)}(r < R)$ is the amount of the hadronic transverse energy within the isolation cone around the photon. This isolation condition strongly suppresses the fragmentation component, but at high energies, fragmentation is still non-negligible, constituting up to the 20% of the cross section [11].

The proper treatment of the collinear singularity, considerably complicates the analytical computations both in the NNLO of CPM [12, 47], and in the NLO of PRA. Since in the PRA, the part of transverse momentum is provided to the hard subprocess by the phenomenological unPDFs. To avoid this difficulties, one can define the direct part of the cross section in the infrared-safe way, using the smooth-cone isolation condition [48]:

$$r < R \Rightarrow E_T^{(had)}(r) < E_T^{(ISO)} \chi(r), \quad (10)$$

where $\chi(r) = \left(\frac{1 - \cos(r)}{1 - \cos(R)} \right)^n$, $n \geq 1/2$. The isolation condition (10) is easy to implement into the process of Monte-Carlo integration, and it makes the cross section of the subprocess (7) finite, because the collinear singularities associated with the initial-state are regularized by the unPDF. Applying the smooth-cone isolation to our calculation we are completely

eliminating the need in the fragmentation component [47, 48], but of course this isolation do not match to the experimental one. However, as it was shown in the Ref. [47], the cross section obtained with the isolation condition (10) is a lower estimate for the direct plus fragmentation cross section, obtained with the hard-cone isolation. Numerically, for $n = 1$ this estimate is very good, since it reproduces the NLO results with standard isolation with the accuracy of $O(1\%)$ [47]. Having in mind, that we are going to discuss $O(50\% - 100\%)$ NLO effects, we will apply the isolation condition (10) to our present calculations.

The cross section of the subprocess (8) is also finite, because the Sudakov formfactor decreases in the region $q_T^2 \ll \mu^2$ faster than any positive power of q_T and therefore regularizes the collinear and soft singularities of the matrix element of the subprocess (8) in the limit of $q_{T5} \rightarrow 0$.

In the factorization formula (2), the part of the ISR, highly separated in rapidity from the particles produced in the hard subprocess is included into unPDFs, and the effects of the additional radiations close in rapidity to the hard subprocess, should be taken order by order in α_s in the hard-scattering coefficient. Therefore, the corresponding MRK asymptotics should be subtracted from the NLO QMRK contributions (7), and (8) to avoid the double counting, when the additional parton is highly separated in rapidity from the central region. The analogous procedure of the “localization in rapidity” of the QMRK contributions was proposed in the refs. [43, 44]. To be compatible with our definition of the KMR unPDF (3), this subtraction term should interpolate smoothly between the strict MRK limit, when additional parton goes deeply forward or backward in rapidity with fixed transverse-momentum, and collinear factorization limit, when the initial-state partons are nearly on-shell and additional parton has a small transverse momentum but its rapidity is arbitrary. Below, such subtraction term is constructed in close analogy with the High Energy Jets approach [49].

The Feynman diagrams for the subtraction terms, required for the squared amplitudes of the subprocesses (7), and (8) are shown in the Fig. 5 and can be easily written according to the FRs of the Fig. 1. To extend the applicability of the subtraction terms outside of the strict MRK limit, one have to implement the exact $2 \rightarrow 3$ kinematics for the subtraction terms, taking into account the exact \hat{t} -channel momentum in the propagator of the Reggeized quark. In what follows, we will refer to the amplitudes with the Reggeon propagators and vertices, but without kinematical approximations, characteristic for the MRK, as modified MRK (mMRK) amplitudes. As it was checked explicitly, the implementation of the exact

kinematics do not destroy the gauge invariance of the subtraction terms with the Reggeized quarks in the \hat{t} -channels, presented in the Fig. 5, as it was the case for the mMRK amplitudes with the Reggeized gluons in the \hat{t} -channels in the Ref. [49].

The last ambiguity, which we have to fix in the definition of our mMRK amplitudes is the position of the \hat{P}_\pm -projector in the numerator of the propagator of the Reggeized quark. In the MRK limit, the “small” light-cone component of the Reggeon momentum can be neglected and the projectors \hat{P}_\pm commute with \hat{q}_t under the sign of the trace, but outside of this limit, this is not true anymore. To fix this ambiguity, let’s study the amplitudes of the mMRK subprocesses in the Fig. 6. Explicitly, they have the forms:

$$\mathcal{A}_{\mu\nu}^{ab}(g\bar{Q} \rightarrow \bar{q}g) = g_s^2 \bar{v}(q_2^\parallel) \left(\gamma_\nu - \hat{q}_2 \frac{n_\nu^+}{q_4^+} - \hat{q}_t \frac{n_\nu^-}{q_4^-} \right) T^b \hat{P}_+ \frac{\hat{q}_t}{q_t^2} \left(\gamma_\mu - \hat{q}_t \frac{n_\mu^+}{q_1^+} \right) T^a v(q_3), \quad (11)$$

$$\mathcal{A}_{\mu\nu}^{ab}(q\bar{Q} \rightarrow gg) = g_s^2 \bar{v}(q_2^\parallel) \left(\gamma_\nu - \hat{q}_2 \frac{n_\nu^+}{q_4^+} - \hat{q}_t \frac{n_\nu^-}{q_4^-} \right) T^b \hat{P}_+ \frac{\hat{q}_t}{q_t^2} \left(\gamma_\mu + \hat{q}_t \frac{n_\mu^+}{q_3^+} \right) T^a u(q_1), \quad (12)$$

$$\mathcal{A}_\mu^a(Q\bar{Q} \rightarrow g) = g_s \bar{v}(q_2^\parallel) \left(\gamma_\mu - \hat{q}_2 \frac{n_\mu^+}{q_4^+} - \hat{q}_t \frac{n_\mu^-}{q_4^-} \right) T^a u(q_t^\parallel). \quad (13)$$

Taking the squared modulus of these amplitudes and averaging them over the initial-state spin and color quantum numbers, we get:

$$\overline{|\mathcal{A}(g\bar{Q} \rightarrow \bar{q}g)|^2} = g_s^2 \frac{\hat{s} + t_2}{\hat{s} + t_2 + \hat{t}} \frac{2P_{qg}(z)}{z\hat{t}} \overline{|\mathcal{A}(Q\bar{Q} \rightarrow g)|^2}, \quad (14)$$

$$\overline{|\mathcal{A}(q\bar{Q} \rightarrow gg)|^2} = g_s^2 \frac{\hat{s} + t_2}{\hat{s} + t_2 + \hat{t}} \frac{2P_{qq}(z)}{z\hat{t}} \overline{|\mathcal{A}(Q\bar{Q} \rightarrow g)|^2}, \quad (15)$$

$$\overline{|\mathcal{A}(Q\bar{Q} \rightarrow g)|^2} = g_s^2 \frac{C_A C_F}{N_c^2} (\mathbf{q}_{t\perp}^2 + t_2), \quad (16)$$

where we have taken the limit $q_1^2 = 0$ to facilitate the study of the collinear singularity, $q_2^2 = -t_2$, the invariants $\hat{s}, \hat{t}, \hat{u}$ are defined after the Eq. (6), $\mathbf{q}_{t\perp} = (\mathbf{q}_{T2} - \mathbf{q}_{T4})$, $z = 1 - q_3^+/q_1^+$ and $P_{qg}(z) = \frac{1}{2}(z^2 + (1-z)^2)$, $P_{qq}(z) = C_F \frac{1+z^2}{1-z}$ are the LO DGLAP splitting functions.

When $z \ll 1$ and \hat{t} -fixed, the partons 3 and 4 are in the MRK. In the opposite (collinear) limit $\hat{t} \rightarrow 0$, the squared amplitudes (14), and (15) factorize into the collinear singularity with the corresponding DGLAP splitting function and the squared amplitude (16). From this example one can conclude, that the factor \hat{q}_t should be taken together with the vertex of the MRK-emission to correctly reproduce the collinear singularity of the amplitude. This prescription is denoted by the crosses on the quark propagators in the Figs. 1, 5 and 6.

The squared amplitudes (14, 15) can also be used to explain the structure of the factorization formula (2) and the unPDF (3). The presence of the exact DGLAP splitting

functions in (14), and (15) corresponds to the usage of the exact splitting functions in the unPDF (3). Factor z in the denominators of (14, 15) is nothing but a flux factor of the \hat{t} -channel partons, which tells us, that for the Reggeized partons one should use the same flux factor $I = 2Sx_1x_2$ as for the CPM partons. After the integration over the “small” light-cone component in the definition of the unPDF, the additional factor $1/(1-z)$ appears, which converts \hat{t} into $\hat{t}(1-z) = \mathbf{q}_{t\perp}^2$, that’s why the q_T^2 and not q^2 stands in the denominator of (3).

The rapidity ordering conditions are imposed in the subtraction terms for the subprocess (8) (see Fig. 5, lower panel), while for the case of the subprocess (7) the rapidity of the quark in the final state is unconstrained (Fig. 5, upper panel). This corresponds to the fact, that in the KMR unPDF, the radiation of the gluon is ordered in rapidity with the particles, produced in the hard subprocess, while for the quark it is not the case. So, the mMRK terms constructed according to the Feynman diagrams in the Fig. 5 are completely well-defined and correspond to the definition of the unPDF (3).

IV. THE QUARK-BOX CONTRIBUTION

The subprocess:

$$R(q_1) + R(q_2) \rightarrow \gamma(q_3) + \gamma(q_4), \quad (17)$$

is described by the quark-box amplitude, and is formally NNLO ($O(\alpha^2\alpha_s^2)$), but its contribution to the total cross section is expected to be comparable with NLO contributions, due to the enhancement by two gluon unPDFs. The helicity amplitudes for the subprocess (17) could be written as:

$$\mathcal{A}(RR, \lambda_3\lambda_4) = \frac{q_1^+ q_2^-}{4\sqrt{t_1 t_2}} n_{\mu_1}^- n_{\mu_2}^+ \varepsilon_{\mu_3}^*(\lambda_3) \varepsilon_{\mu_4}^*(-\lambda_4) \mathcal{M}^{\mu_1\mu_2\mu_3\mu_4}, \quad (18)$$

where λ_3, λ_4 are the helicities of the photons in the final state and the fourth-rank vacuum polarization tensor has the form:

$$\begin{aligned} \mathcal{M}^{\mu_1\mu_2\mu_3\mu_4} = & 2 \int d^4q \left\{ \frac{\text{tr}[(\hat{q} - \hat{q}_1)\gamma^{\mu_3}(\hat{q} + \hat{q}_2 - \hat{q}_4)\gamma^{\mu_4}(\hat{q} + \hat{q}_2)\gamma^{\mu_2}\hat{q}\gamma^{\mu_1}]}{(q - q_1)^2(q + q_2 - q_4)^2(q + q_2)^2q^2} + \right. \\ & \left. + (q_3 \leftrightarrow q_4, \mu_3 \leftrightarrow \mu_4) + (q_2 \leftrightarrow -q_4, \mu_2 \leftrightarrow \mu_4) \right\}, \end{aligned} \quad (19)$$

where the factor 2 takes into account the diagrams with the opposite direction of the fermion number flow. The following overall factor is taken out from the amplitude (18):

$$\frac{e^2 g_s^2}{(2\pi)^4} \frac{\delta_{ab}}{2} \left(\sum_q e_q^2 \right).$$

We take the polarization vectors for the final-state photons in the form:

$$\varepsilon^\mu(\lambda) = \frac{1}{\sqrt{2}} (n_x^\mu + i\lambda n_y^\mu),$$

where

$$\begin{aligned} n_x^\mu &= \frac{1}{\Delta} ((q_3 q_4) q_2^\mu - (q_2 q_4) q_3^\mu - (q_2 q_3) q_4^\mu), \\ n_y^\mu &= -\frac{1}{\Delta} \epsilon^{\mu q_2 q_3 q_4}, \end{aligned}$$

and $\Delta = \sqrt{\hat{s}\hat{t}\hat{u} - \hat{s}t_1 t_2}/2$.

In the Ref. [52] we managed to obtain the compact result for the helicity amplitudes of the process $\gamma R \rightarrow \gamma g$, and explicitly demonstrate the cancellation of the spurious collinear singularity $1/(t_1 t_2)$ in the squared amplitude. For the process (17) it turns out to be impossible to obtain the reasonably compact results, and the task is actually to obtain the representation for the helicity amplitudes which will be feasible for the numerical evaluation at all. To do this, we observe, that exploiting the Ward identity $q_{1,2}^{\mu_{1,2}} \mathcal{M}_{\mu_1 \mu_2 \mu_3 \mu_4} = 0$ for the tensor (19), one can make the following substitutions in (17):

$$\frac{q_1^+ q_2^-}{4\sqrt{t_1 t_2}} (n^-)^{\mu_1} (n^+)^{\mu_2} \rightarrow n_{T1}^{\mu_1} n_{T2}^{\mu_2},$$

where $n_{T1,2} = q_{T1,2}/\sqrt{t_{1,2}}$.

To get rid of the ϵ -tensors and directly pass to the Passarino-Veltman reduction for the Feynman integrals with the scalar products in the numerator, we exploit the same trick as in Ref. [52]. We decompose the four-vectors $n_{T1,2}$ as follows:

$$n_{T1} = \beta_0^{(1)} q_1 + \beta_3^{(1)} q_3 + \beta_4^{(1)} q_4 + \gamma_1 n_y, \quad (20)$$

$$n_{T2} = \beta_0^{(2)} q_2 + \beta_3^{(2)} q_3 + \beta_4^{(2)} q_4 + \gamma_2 n_y, \quad (21)$$

and the vector n_y is introduced via it's scalar products: $n_y^2 = -1$, $n_y q_2 = n_y q_3 = n_y q_4 = 0$. The coefficients of this decomposition can be straightforwardly expressed through the Mandelstam invariants, transverse momenta of particles and azimuthal angles. After the

Passarino-Veltman reduction, the helicity amplitudes were represented as a linear combinations of two, three and four-point scalar one loop integrals, and the cancellation of the Ultra-Violet (UV) and Infra-Red (IR) divergences was checked both analytically and numerically. The coefficients of this decomposition depends on 5 invariants \hat{s} , \hat{t} , \hat{u} , t_1 , t_2 and 8 coefficients $\beta_i^{(j)}$, $\gamma_{1,2}$, i.e. 13 parameters in total. They can be represented as rational functions with tens of thousands terms in the numerators. It turns out, that just to reliably check the cancellation of the UV and IR divergences numerically, one have to compute this coefficients with 30 digits of accuracy at least.

Also, it was checked, both analytically and numerically, that the collinear limit for the squared helicity amplitudes (18), defined as:

$$\int_0^{2\pi} \frac{d\phi_1 d\phi_2}{(2\pi)^2} \lim_{t_{1,2} \rightarrow 0} |\mathcal{A}(RR, \lambda_3 \lambda_4)|^2 = \frac{1}{4} \sum_{\lambda_{1,2}=\pm} |\mathcal{A}_{CPM}(\lambda_1 \lambda_2, \lambda_3 \lambda_4)|^2,$$

holds, where the $|\mathcal{A}_{CPM}(\lambda_1 \lambda_2, \lambda_3 \lambda_4)|^2$ is the squared helicity amplitude of the process $gg \rightarrow \gamma\gamma$ in the CPM. The numerical check of the collinear limit was performed by the technique described in the Ref. [52]. The numerical results for the subprocess (17) will be presented in the next section, and the **FORTTRAN** code for the calculation of the helicity amplitudes and differential cross sections of the process (17), as well as for the $2 \rightarrow 2$ subprocess (5) and $2 \rightarrow 3$ subprocesses (7), and (8) is available from authors on request.

V. NUMERICAL RESULTS

The differential cross section of the $2 \rightarrow 2$ subprocesses (5, 17) can be represented as follows:

$$\frac{d\sigma}{dq_{T3} dq_{T4} d\Delta\phi dy_3 dy_4} = \frac{1}{2!} \int dt_1 \int_0^{2\pi} d\phi_1 \sum_{ij} \Phi_i(x_1, t_1, \mu_F^2) \Phi_j(x_2, t_2, \mu_F^2) \frac{q_{T3} q_{T4} |\overline{\mathcal{A}_{ij}}|^2}{2(2\pi)^3 (Sx_1 x_2)^2}, \quad (22)$$

where the factor $1/2!$ takes into account the identical nature of the photons, $q_{Ti} = |\mathbf{q}_{Ti}|$, y_i are the rapidities of the final-state particles, $\Delta\phi$ is the azimuthal angle between transverse momenta of the photons, ϕ_1 is the azimuthal angle between \mathbf{q}_{T3} and \mathbf{q}_{T1} , $t_2 = (\mathbf{q}_{T3} + \mathbf{q}_{T4} - \mathbf{q}_{T1})^2$, $x_{1,2} = (q_{T3} e^{\pm y_3} + q_{T4} e^{\pm y_4})/\sqrt{S}$. The spectra differential in the diphoton invariant mass (M) and diphoton transverse momentum $p_T = \sqrt{q_{T3}^2 + q_{T4}^2}$, could be obtained using

the following substitutions:

$$dM = \frac{q_{T3}C}{M} dq_{T4}, \quad (23)$$

$$dp_T = \frac{D}{p_T} dq_{T4}, \quad (24)$$

where $C = \cosh(y_3 - y_4) - \cos(\Delta\phi)$, $D = \sqrt{p_T^2 - q_{T3}^2 \sin^2(\Delta\phi)}$, $q_{T4} = M^2/(2q_{T3}C)$ for the case of (23) and $q_{T4} = D - q_{T3} \cos(\Delta\phi)$ for the (24).

For the $2 \rightarrow 3$ subprocesses (7, 8), the formula for the differential cross section reads:

$$\begin{aligned} \frac{d\sigma}{dq_{T3}dq_{T4}d\Delta\phi dy_3 dy_4 dy_5} &= \frac{1}{2!} \int dt_1 \int_0^{2\pi} d\phi_1 \int dt_2 \int_0^{2\pi} d\phi_2 \times \\ &\times \sum_{ij} \Phi_i(x_1, t_1, \mu_F^2) \Phi_j(x_2, t_2, \mu_F^2) \frac{q_{T3}q_{T4}|\overline{\mathcal{A}}_{ij}|^2}{16(2\pi)^6(Sx_1x_2)^2}, \end{aligned} \quad (25)$$

and the differential cross sections over the p_T and M could be obtained using the substitutions (23), and (24) as in the $2 \rightarrow 2$ case.

For the numerical computations we use the modified KMR unPDF (3) with the MSTW-2008 NLO PDFs [50] as the collinear input. Also, the value for the fine-structure constant $\alpha = 1/137.036$ was used in the calculations together with the NLO formula for the α_s with $\alpha_s(M_Z) = 0.12018$ and flavor thresholds at $m_c = 1.4$ GeV and $m_b = 4.75$ GeV. The choice of the factorization and renormalization scales $\mu_R = \mu_F = \xi M$ commonly used in the literature [3, 4, 11, 12] was adopted, where the default value for $\xi = 1$ and the values $\xi = 2^{\pm 1}$ were used to estimate the scale uncertainty of the calculation, which is indicated in the Figs. 8 – 12 as the gray band. The numerical computations were performed mostly using the **Suave** adaptive Monte-Carlo integration algorithm with the cross-checks against the results of **Vegas** and **Divonne** algorithms implemented in the **CUBA** library [51].

Before the presentation of the comparison of our calculations with experimental data, let us discuss the contribution of $2 \rightarrow 3$ subprocesses (7,8) after the subtraction of double counting, discussed in the Sec. III. In the left panel of the Fig. 7 the p_T -spectra for the NLO contributions (7, 8) in the ATLAS-2013 kinematical conditions (see the second column of the table I), is presented together with the corresponding mMRK subtraction contribution. For the CDF-2012 kinematics of the Ref. [3] (first column of the table I) the qualitative picture is the same.

From the Fig. 7 one can observe, that mMRK subtraction term reproduces the exact contribution of the NLO subprocess (8) with the 10% accuracy and constitutes more than

$p\bar{p}$, CDF-2012 [3]	pp , ATLAS-2013 [4]
$\sqrt{S} = 1960 \text{ GeV}$	$\sqrt{S} = 7000 \text{ GeV}$
$q_{T3,4} \geq 15, 17 \text{ GeV}$	$q_{T3,4} \geq 22, 25 \text{ GeV}$
$ y_{3,4} \leq 1.0$	$ y_{3,4} \leq 1.37, 1.52 \leq y_{3,4} \leq 2.37$
$R = 0.4, E_T^{(ISO)} = 2 \text{ GeV}$	$R = 0.4, E_T^{(ISO)} = 4 \text{ GeV}$

TABLE I: Kinematical conditions for the CDF and ATLAS datasets.

50% of the cross section of the subprocess (7) for the $p_T > 50 \text{ GeV}$. As the right panel of the Fig. 7 shows, for the subprocess (7) the significant deviation from the mMRK asymptotics starts only for $\Delta y = y_5 - Y_{\gamma\gamma} < 2.0$ while for the larger values of Δy , the the QMRK $2 \rightarrow 3$ cross section is well described by the mMRK asymptotics. For the subprocess (8) the $2 \rightarrow 3$ cross section is reproduced by the mMRK approximation for all values of Δy . Consequently, more than 50% of the cross section of the subprocess (7) and almost all contribution of the subprocess (8) will be canceled by the subtraction term. Having this in mind we do not include the contribution of the subprocess (8) in the further calculations.

The squared amplitude for the subprocess (7) can be safely integrated from $q_{T5} = 0$ in (25). The cross section for the subprocess (8) is also finite, but for the small values of q_{T5} , most of the cross section is accumulated at $t_{1,2} \sim 1 \text{ GeV}^2$, which is nothing else than the manifestation of the usual infrared singularity for the radiation of the soft gluon. For this reason the cutoff $q_{T5} > 2 \text{ GeV}$ was imposed to produce the lower panel of the Fig. 7. The dependence of the cross section on the small- t behavior of the unPDF is unphysical and will be canceled away by the NLO real-virtual interference contribution.

Now we are in a position to compare the predictions of our model with the experimental data of the refs. [3, 4]. For the comparison, we choose three main observables, $d\sigma/dp_T$, $d\sigma/d\Delta\phi$, as ones, where the fixed-order calculations in the CPM are experiencing the greatest difficulties and $d\sigma/dM$ as the benchmark CPM observable, for which the multi-scale nature of the process under consideration is less important. The comparison for the other observables will be discussed elsewhere.

In the Fig. 8 the p_T -spectra of the photon pair, measured by the CDF Collaboration is presented. For this dataset, three data samples are provided, the inclusive one and two data

samples with the additional kinematical constraint $p_T < M$ or $p_T > M$ imposed. One can note, that the inclusive data and data for the $p_T < M$ are well described for the $p_T > 25$ GeV by the sum of the LO contribution (5) and NLO contribution (7) after the mMRK subtraction. For the $p_T > M$ data are well described by our prediction for all values of p_T , and the NLO contribution is, in fact, negligible. The contribution of the box subprocess (17) is only about 15% of the cross section predicted at small p_T , and decreases with p_T very fast, contributing significantly only for the $p_T < 30$ GeV.

For the $p_T < 25$ GeV one can observe the deficit of the predicted cross section which reaches up to a factor of 5 at the $p_T = 7$ GeV. The region of small- p_T corresponds to the kinematics of CPM, where the radiation of soft gluons and virtual corrections are dominating. We expect, that computation of the NLO real-virtual interference correction in the PRA will significantly reduce this gap. One of the advantages of PRA is that at NLO this correction is finite and can be considered separately from the real NLO corrections, which are the subject of the present study.

The good description of the data for the $p_T > M$ region supports the self-consistency of our approach, since the NLO correction in this region is almost canceled by the mMRK subtraction terms and the contribution of the real-virtual NLO correction is expected to be small here.

For the reader's convenience, in the figs. 8 – 12, we also have plotted the corresponding NLO CPM predictions. Data for these plots correspond to the **DiphoX** predictions [11], presented in the CDF [3] and ATLAS [4] experimental papers. The contribution of the $gg \rightarrow \gamma\gamma$ subprocess is also included into this predictions, via **GAMMA2MC** program [24]. Comparing the NLO CPM and NLO* PRA predictions in the figs. 8 – 12 one can conclude, that, NLO* approximation in PRA can not describe the data on the $d\sigma/dM$ -distribution due to the absence of the loop correction, which contributes mostly in the back-to-back CPM-like kinematics. But for the configurations far away from the CPM kinematics, NLO* PRA describes data substantially better than NLO CPM, especially at the LHC. Moreover, in this region, the NLO* PRA prediction is dominated by the LO term, which demonstrates the better stability of PRA predictions for the kinematics far away from CPM one. Inclusion of full NLO corrections should also improve the agreement in the CPM region.

In the left panel of the Fig. 9 one can observe the same qualitative features as in the left panel of the Fig. 8, despite the fact, that we have moved from Tevatron to the LHC

with its 3.6 times larger energy, and switched to pp collisions instead of $p\bar{p}$ ones. The NLO subprocess (7) is more important at the LHC than at the Tevatron, contributing significantly up to $p_T = 200$ GeV.

In the Fig. 10 and right panel of the Fig. 9 the $\Delta\phi$ -spectra for the Tevatron and LHC are presented. In the both figures one can observe a good agreement of our predictions with data for $\Delta\phi < 1.5$ which corresponds to the high deviation from the back-to-back kinematics for the photons. In this region the NLO correction is manifestly subleading, as it was for the p_T -spectrum. The good description of the Tevatron data for the $p_T > M$ case is also there, as well, as the deficit of the predicted cross section for the back-to-back kinematics.

As for the M -spectra of the Figs. 11 and 12, one certainly expects the deficit of the calculated cross section for the most values of M due to the deficit of the cross section for the CPM kinematics, observed earlier, since most of the total cross section is accumulated near the CPM configurations. However, in the region of M below the peak, the data are well described, demonstrating that PRA is suitable for the description of the effects of kinematical cuts. Once again, we observe the good description of the M -spectrum for the $p_T > M$ subset of the Tevatron data.

The contribution of the quark-box subprocess 17 to the M -spectra is found to be only about 8% of the observed cross section in the peak, and 18% of the predicted cross section, both for the CDF-2012 and ATLAS-2013 kinematics. This result is 20–30% smaller than the usual CPM estimate [12], which is in accordance with the findings of the Ref. [52] where it was shown, that the space-like virtuality of the initial-state partons suppresses the $\gamma R \rightarrow \gamma g$ contribution with respect to CPM expectation.

VI. CONCLUSIONS

In the present study, the pair hadroproduction of prompt photons is considered in the framework of PRA with tree-level NLO corrections (7, 8) and NNLO quark-box subprocess (17) taken into account. The procedure of localization in rapidity of the tree-level NLO corrections to avoid the double counting the real emissions between the hard-scattering part of the cross section and unPDF is proposed in the Sec. III. As a consequence of this procedure, the real NLO corrections are put under quantitative control, and their contribution was found to be numerically small at high p_T or in the kinematical region $p_T > M$. The

kinematical region $p_T > M$ is interesting for the further theoretical and experimental study, as an ideal testing site for the PRA, where the MRK between the ISR and the hard subprocess is dominating. The contribution of the quark-box subprocess (17) was found to be about 8% of the observed cross section in the peak of the $d\sigma/dM$ distribution, which is a bit smaller than the CPM estimate [12] due to the space-like virtuality of the initial-state partons, similarly to the results of the Ref. [52].

Acknowledgements

This work was supported by Russian Foundation for Basic Research through the Grant No 14-02-00021. The work of M. A. N. was also supported by the Graduate Students Scholarship Program of the Dynasty Foundation and by the Grant of President of Russian Federation No MK-4150.2014.2. Authors would like to thank M. G. Ryskin, G. Watt and E. de Oliveira for providing to us their numerical codes for the calculation of the KMR unPDF of the Ref. [42]. M. A. N. would like to thank the Dept. of the Phenomenology of the Elementary Particles of the II Institute for Theoretical Physics of Hamburg University and personally Prof. B. A. Kniehl for their kind hospitality during the initial stage of this work and the computational resources provided.

-
- [1] G. Aad *et al.* [ATLAS Collaboration], Phys. Lett. B **716**, 1 (2012) [arXiv:1207.7214 [hep-ex]]; S. Chatrchyan *et al.* [CMS Collaboration], Phys. Lett. B **716**, 30 (2012) [arXiv:1207.7235 [hep-ex]].
 - [2] ATLAS Collaboration, G. Aad *et al.*, Phys. Rev. Lett. **113**, no. 17, 171801 (2014) [arXiv:1407.6583 [hep-ex]].
 - [3] T. Aaltonen *et al.* [CDF Collaboration], Phys. Rev. D **84**, 052006 (2011) [arXiv:1106.5131 [hep-ex]]; Phys. Rev. Lett. **110**, no. 10, 101801 (2013) [arXiv:1212.4204 [hep-ex]].
 - [4] ATLAS Collaboration, G. Aad *et al.*, JHEP **1301**, 086 (2013) [arXiv:1211.1913 [hep-ex]].
 - [5] CDF Collaboration, T. Aaltonen *et al.*, Phys. Rev. D **80**, 111106 (2009) [arXiv:0910.3623 [hep-ex]].
 - [6] ATLAS Collaboration, G. Aad *et al.*, Phys. Rev. D **89**, no. 5, 052004 (2014) [arXiv:1311.1440

- [hep-ex]].
- [7] CMS Collaboration, S. Chatrchyan *et al.*, Phys. Rev. D **84**, 052011 (2011) [arXiv:1108.2044 [hep-ex]].
 - [8] S. Catani, M. Fontannaz, J. P. Guillet and E. Pilon, JHEP **0205**, 028 (2002) [hep-ph/0204023];
P. Aurenche, M. Fontannaz, J. P. Guillet, E. Pilon and M. Werlen, Phys. Rev. D **73**, 094007 (2006) [hep-ph/0602133].
 - [9] V. A. Saleev, Phys. Rev. D **78**, 034033 (2008) [arXiv:0807.1587 [hep-ph]].
 - [10] B. A. Kniehl, V. A. Saleev, A. V. Shipilova and E. V. Yatsenko, Phys. Rev. D **84**, 074017 (2011) [arXiv:1107.1462 [hep-ph]].
 - [11] T. Binoth, J. P. Guillet, E. Pilon and M. Werlen, Eur. Phys. J. C **16**, 311 (2000) [hep-ph/9911340].
 - [12] S. Catani, L. Cieri, D. de Florian, G. Ferrera and M. Grazzini, Phys. Rev. Lett. **108**, 072001 (2012) [arXiv:1110.2375 [hep-ph]].
 - [13] J. C. Collins, *Foundations of Perturbative QCD*, Cambridge University Press, Cambridge U.K. (2011).
 - [14] T. Becher, M. Neubert and D. Wilhelm, JHEP **1202**, 124 (2012) [arXiv:1109.6027 [hep-ph]].
 - [15] M. Anselmino, M. Boglione, J. O. Gonzalez Hernandez, S. Melis and A. Pokudin, JHEP **1404**, 005 (2014)
 - [16] F. Landry, R. Brock, P. M. Nadolsky and C. P. Yuan, Phys. Rev. D **67**, 073016 (2003) [hep-ph/0212159]
 - [17] L. V. Gribov, E. M. Levin, and M. G. Ryskin, Phys. Rept. **100**, 1 (1983); J. C. Collins and R. K. Ellis, Nucl. Phys. **B360**, 3 (1991); S. Catani, M. Ciafaloni, and F. Hautmann, Nucl. Phys. **B366**, 135 (1991).
 - [18] M. Ciafaloni, Nucl. Phys. **B296**, 49 (1988); S. Catani, F. Fiorani, and G. Marchesini, Nucl. Phys. **B336**, 18 (1990); Phys. Lett. B **234**, 339 (1990); G. Marchesini, Nucl. Phys. **B445**, 49 (1995) [hep-ph/9412327].
 - [19] V. A. Saleev, Phys. Rev. D **80**, 114016 (2009) [arXiv:0911.5517 [hep-ph]].
 - [20] A. V. Lipatov, JHEP **1302**, 009 (2013) [JHEP **1302**, 009 (2013)] [arXiv:1210.0823 [hep-ph]].
 - [21] E. L. Berger, E. Braaten, and R. D. Field, Nucl. Phys. B **239**, 52 (1984).
 - [22] CDF Collaboration, D. Acosta *et al.*, Phys. Rev. Lett. **95**, 022003 (2005) [hep-ex/0412050].
 - [23] V. Costantini, B. De Tollis, and G. Pistoni, Nuovo Cim. A **2**, 733 (1971); V. N. Baier,

- V. S. Fadin, V. M. Katkov, and E. A. Kuraev, Phys. Lett. B **49**, 385 (1974).
- [24] Z. Bern, L. J. Dixon and C. Schmidt, *Isolating a light Higgs boson from the diphoton background at the CERN LHC*, Phys. Rev. D **66**, 074018 (2002) [hep-ph/0206194].
- [25] J. C. Collins, D. E. Soper and G. F. Sterman, Nucl. Phys. B **261**, 104 (1985); G. T. Bodwin, Phys. Rev. D **31**, 2616 (1985) [Phys. Rev. D **34**, 3932 (1986)]; **34**, 3932(E) (1986)
- [26] L. N. Lipatov, Yad. Fiz. **23**, 642 (1976) [Sov. J. Nucl. Phys. **23**, 338 (1976)]; E. A. Kuraev, L. N. Lipatov, and V. S. Fadin, Zh. Eksp. Teor. Fiz. **71**, 840 (1976) [Sov. Phys. JETP **44**, 443 (1976)]; Zh. Eksp. Teor. Fiz. **72**, 377 (1977) [Sov. Phys. JETP **45**, 199 (1977)]; I. I. Balitsky and L. N. Lipatov, Yad. Fiz. **28**, 1597 (1978) [Sov. J. Nucl. Phys. **28**, 822 (1978)]; Zh. Eksp. Teor. Fiz. **90**, 1536 (1986) [Sov. Phys. JETP **63**, 904 (1986)].
- [27] L. N. Lipatov, Phys. Rept. **286**, 131 (1997) [hep-ph/9610276].
- [28] B. L. Ioffe, V. S. Fadin, L. N. Lipatov, *Quantum Chromodynamics: Perturbative and Nonperturbative Aspects*, Cambridge University Press, Cambridge U.K. (2010).
- [29] V. S. Fadin and V. E. Sherman, JETP Lett. **23**, 599 (1976); JETP **45**, 861 (1977).
- [30] A. V. Bogdan and V. S. Fadin, Nucl. Phys. B **740**, 36 (2006) [hep-ph/0601117].
- [31] L. N. Lipatov, Nucl. Phys. **B452**, 369 (1995) [hep-ph/9502308].
- [32] L. N. Lipatov and M. I. Vyazovsky, Nucl. Phys. **B597**, 399 (2001) [hep-ph/0009340].
- [33] E. N. Antonov, L. N. Lipatov, E. A. Kuraev, and I. O. Cherednikov, Nucl. Phys. **B721**, 111 (2005) [hep-ph/0411185].
- [34] A. van Hameren, K. Kutak and T. Salwa, Phys. Lett. B **727**, 226 (2013) [arXiv:1308.2861 [hep-ph]].
- [35] A. van Hameren, JHEP **1407**, 138 (2014) [arXiv:1404.7818 [hep-ph]].
- [36] V. N. Gribov and L. N. Lipatov, Yad. Fiz. **15**, 781 (1972) [Sov. J. Nucl. Phys. **15**, 438 (1972)]; Yu. L. Dokshitzer, Zh. Eksp. Teor. Fiz. **73**, 1216 (1977) [Sov. Phys. JETP **46**, 641 (1977)]; G. Altarelli and G. Parisi, Nucl. Phys. **126**, 298 (1977).
- [37] J. Blümlein, DESY Report No. 95-121 (1995) [hep-ph/9506403].
- [38] M. A. Kimber, A. D. Martin, and M. G. Ryskin, Eur. Phys. J. C **12**, 655 (2000) [hep-ph/9911379]; Phys. Rev. D **63**, 114027 (2001) [hep-ph/0101348]; G. Watt, A. D. Martin, and M. G. Ryskin, Eur. Phys. J. C **31**, 73 (2003) [hep-ph/0306169]; Phys. Rev. D **70**, 014012 (2004); **70**, 079902(E) (2004) [hep-ph/0309096].
- [39] A. V. Karpishkov, M. A. Nefedov, V. A. Saleev and A. V. Shipilova, Phys. Rev. D **91**, no. 5,

- 054009 (2015) [arXiv:1410.7139 [hep-ph]].
- [40] A. V. Karpishkov, M. A. Nefedov, V. A. Saleev and A. V. Shipilova, *Int. J. Mod. Phys. A* **30**, no. 04n05, 1550023 (2015) [arXiv:1411.7672 [hep-ph]].
 - [41] F. Hautmann, H. Jung, M. Krämer, P. J. Mulders, E. R. Nocera, T. C. Rogers and A. Signori, *Eur. Phys. J. C* **74**, no. 12, 3220 (2014) [arXiv:1408.3015 [hep-ph]].
 - [42] A. D. Martin, M. G. Ryskin and G. Watt, *Eur. Phys. J. C* **66**, 163 (2010) [arXiv:0909.5529 [hep-ph]].
 - [43] J. Bartels, A. Sabio Vera and F. Schwennsen, *JHEP* **0611**, 051 (2006) [hep-ph/0608154].
 - [44] M. Hentschinski and A. S. Vera, *Phys. Rev. D* **85**, 056006 (2012) [arXiv:1110.6741 [hep-ph]].
 - [45] T. Hahn, *Comput. Phys. Commun.* **140**, 418 (2001) [hep-ph/0012260].
 - [46] R. Mertig, M. Bohm and A. Denner, *Comput. Phys. Commun.* **64**, 345 (1991).
 - [47] L. Cieri, D. de Florian, arXiv:1405.1067 [hep-ph].
 - [48] S. Frixione, *Phys. Lett. B* **429**, 369 (1998) [hep-ph/9801442].
 - [49] J. R. Andersen, V. Del Duca and C. D. White, *JHEP* **0902**, 015 (2009) [arXiv:0808.3696 [hep-ph]]; J. R. Andersen and J. M. Smillie, *JHEP* **1001**, 039 (2010) [arXiv:0908.2786 [hep-ph]].
 - [50] A. D. Martin, W. J. Stirling, R. S. Thorne and G. Watt, *Parton distributions for the LHC*, *Eur. Phys. J. C* **63**, 189 (2009) [arXiv:0901.0002 [hep-ph]].
 - [51] T. Hahn, *Comput. Phys. Commun.* **168**, 78 (2005) [hep-ph/0404043].
 - [52] B. A. Kniehl, M. A. Nefedov and V. A. Saleev, *Phys. Rev. D* **89**, no. 11, 114016 (2014) [arXiv:1404.3513 [hep-ph]].
 - [53] The singularity of the $P_{gg}(z)$ splitting function at $z \rightarrow 0$ is also regularized by the cutoff $\theta(z - 1 + \Delta_{gg})$ in (3) and (4), which is not shown there for brevity. See the Ref. [42] for the details.

<p>Initial state factors:</p> $ \begin{aligned} \begin{array}{c} \text{---} \text{---} \text{---} \text{---} \\ \rightarrow q \end{array} &= \frac{q^\pm}{2\sqrt{-q^2}}, \\ \begin{array}{c} \text{---} \text{---} \text{---} \text{---} \\ \rightarrow q \end{array} &= u(q^\parallel). \end{aligned} $ <p>Propagators ($\hat{P}_\pm = \frac{1}{4}\hat{n}^\mp \hat{n}^\pm$):</p> $ \begin{aligned} \begin{array}{c} \text{---} \text{---} \text{---} \text{---} \\ \rightarrow q \end{array} &= \hat{P}_\pm \frac{i\hat{q}}{q^2}, \\ \begin{array}{c} \text{---} \text{---} \text{---} \text{---} \\ \rightarrow q \end{array} &= \frac{i\hat{q}}{q^2} \hat{P}_\pm. \end{aligned} $	$ \begin{aligned} \begin{array}{c} \text{---} \text{---} \text{---} \text{---} \\ \rightarrow q \end{array} &= -ig_s T^a \hat{n}^\pm, \\ \begin{array}{c} \text{---} \text{---} \text{---} \text{---} \\ \rightarrow q \end{array} &= -ig_s T^a \left(\hat{n}^\pm + 2\frac{\hat{q}_1}{q_2^\mp} \right), \\ \begin{array}{c} \text{---} \text{---} \text{---} \text{---} \\ \rightarrow q \end{array} &= -2ie g_s T^a \frac{\hat{q}_1 n_\mu^\mp}{p^\mp q_2^\mp}, \end{aligned} $	$ \begin{aligned} \begin{array}{c} \text{---} \text{---} \text{---} \text{---} \\ \rightarrow q \end{array} &= -ie \left(\gamma_\mu + \hat{q}_1 \frac{n_\mu^\mp}{p^\mp} + \hat{q}_2 \frac{n_\mu^\pm}{p^\pm} \right), \\ \begin{array}{c} \text{---} \text{---} \text{---} \text{---} \\ \rightarrow q \end{array} &= -ie \left(\gamma_\mu + \hat{q}_1 \frac{n_\mu^\mp}{p^\mp} \right), \\ \begin{array}{c} \text{---} \text{---} \text{---} \text{---} \\ \rightarrow q \end{array} &= -ie^2 \hat{q}_1 \frac{n_{\mu_1}^\mp n_{\mu_2}^\mp}{p_1^\mp p_2^\mp}. \end{aligned} $
$ \begin{aligned} \begin{array}{c} \text{---} \text{---} \text{---} \text{---} \\ \rightarrow q \end{array} &= ie^2 \left(\hat{q}_2 \frac{n_\mu^\pm n_{\mu_1}^\pm}{p_1^\pm p_2^\pm} - \hat{q}_1 \frac{n_{\mu_1}^\mp n_{\mu_2}^\mp}{p_1^\mp p_2^\mp} \right), \\ \begin{array}{c} \text{---} \text{---} \text{---} \text{---} \\ \rightarrow q \end{array} &= -ie^3 \left(\hat{q}_2 \frac{n_\mu^\pm n_{\mu_2}^\pm}{p_1^\pm p_2^\pm} + \hat{q}_1 \frac{n_{\mu_1}^\mp n_{\mu_2}^\mp}{p_1^\mp p_2^\mp} \right), \\ \begin{array}{c} \text{---} \text{---} \text{---} \text{---} \\ \rightarrow q \end{array} &= -2ie^2 g_s T^a \frac{\hat{q}_1 n_{\mu_1}^\mp n_{\mu_2}^\mp}{p_1^\mp p_2^\mp q_2^\mp}. \end{aligned} $		

FIG. 1: The Feynman Rules of the effective theory [31, 32], relevant for the present study. The propagators, factors, corresponding to the Reggeized quarks (dashed lines with arrows) and gluons (dashed lines) in the initial state of the hard subprocess and necessary interaction vertices are presented. All momenta for the vertices are incoming.

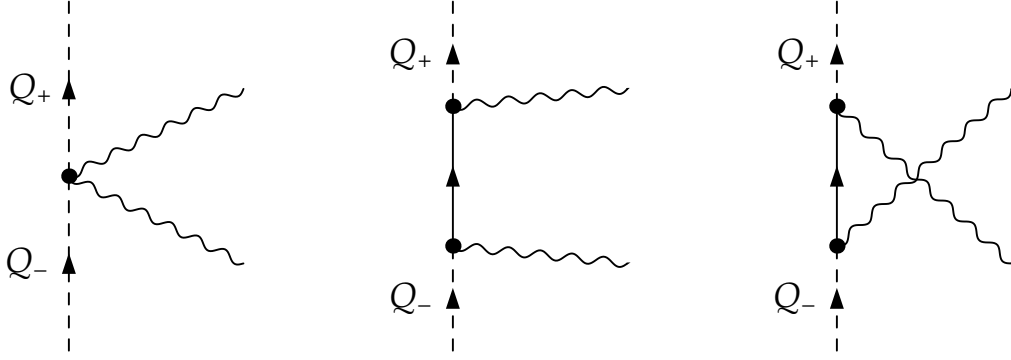


FIG. 2: The set of Feynman diagrams for the LO subprocess (5).

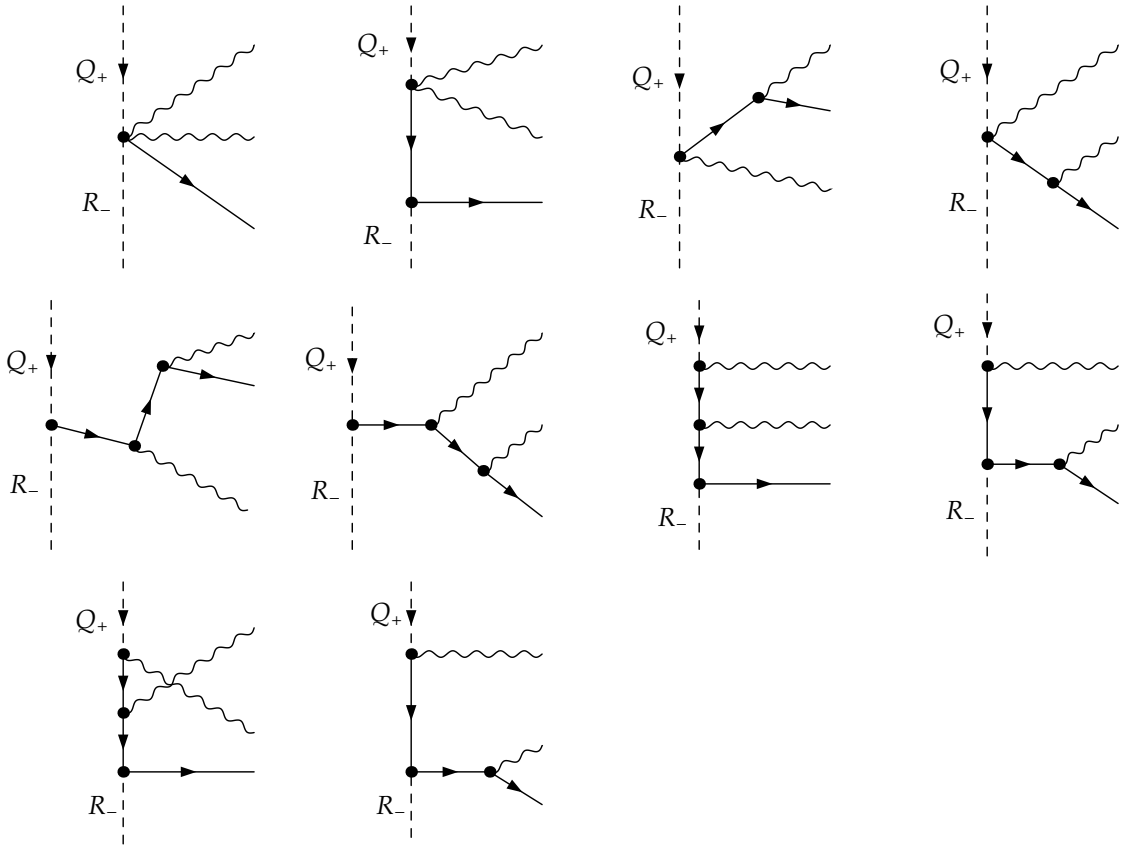


FIG. 3: The set of the Feynman diagrams for the NLO subprocess (7).

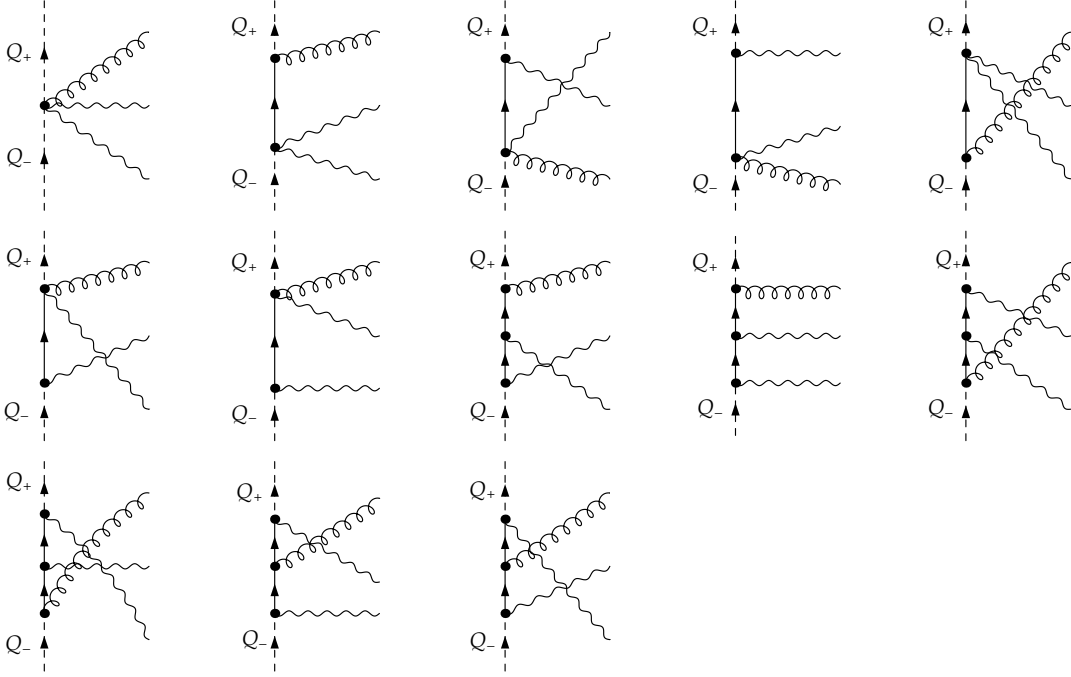


FIG. 4: The set of the Feynman diagrams for the NLO subprocess (8).

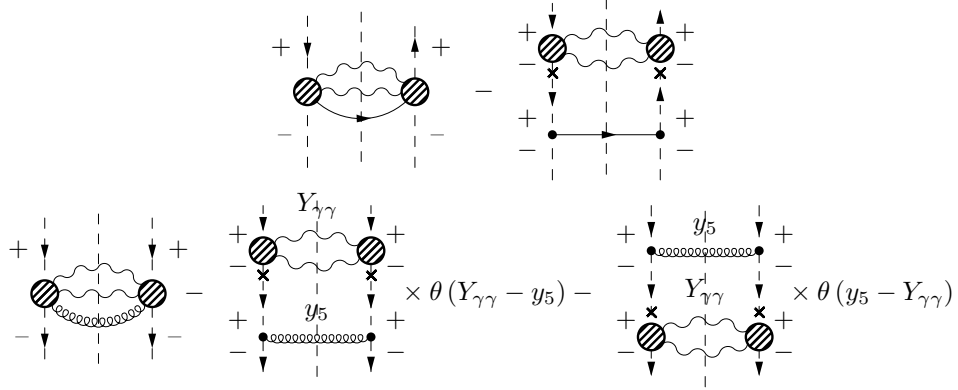


FIG. 5: Upper panel, the diagrammatic representation for the squared amplitude of the subprocess (7) and the corresponding mMRK subtraction term. Lower panel – the same for the subprocess (8).

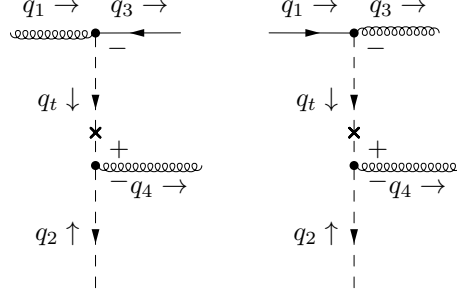


FIG. 6: The Feynman diagrams for the mMRK subprocesses $g(q_1) + \bar{Q}(q_2) \rightarrow \bar{q}(q_3) + g(q_4)$ (left panel) and $q(q_1) + \bar{Q}(q_2) \rightarrow g(q_3) + g(q_4)$ (right panel).

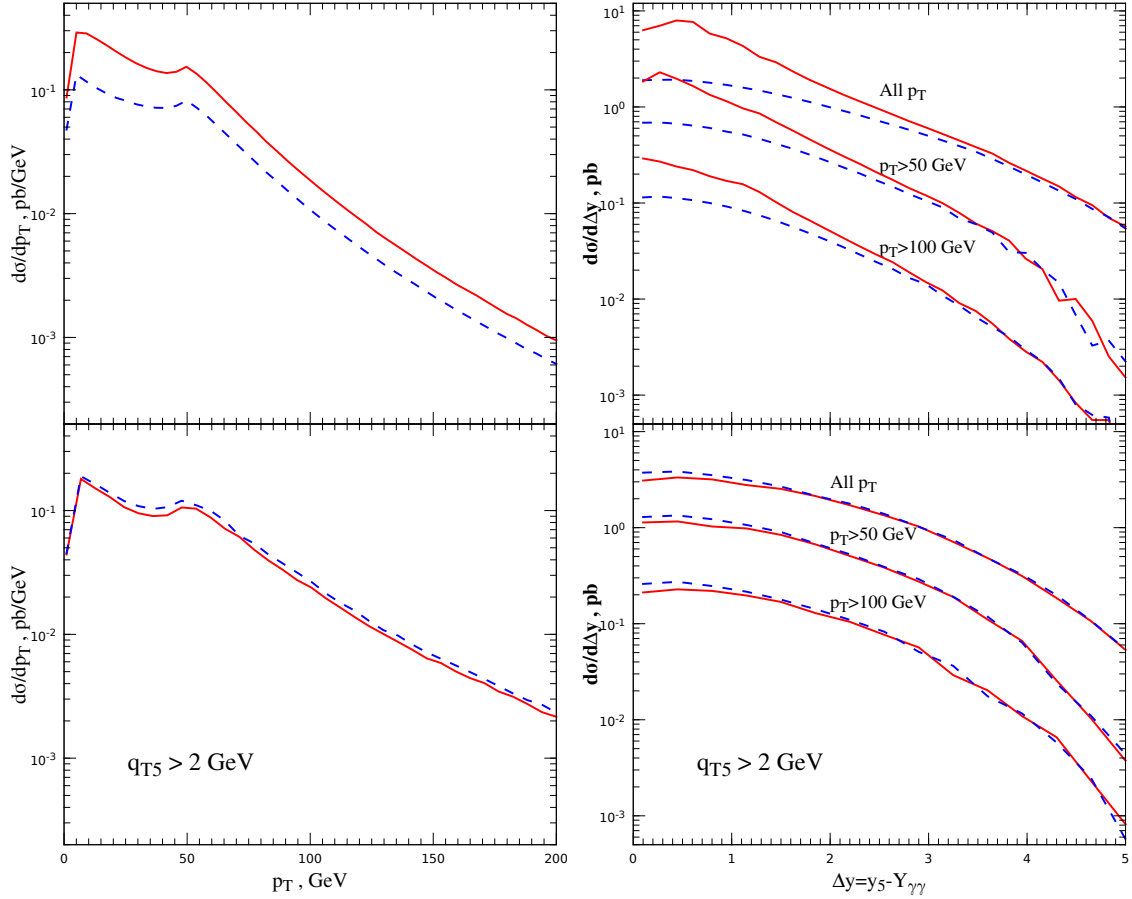


FIG. 7: The comparison of the p_T (left column) and Δy (right column) spectra for the NLO QMRK contributions (solid lines) with the corresponding mMRK subtraction terms (dashed lines), upper panels – subprocess (7), lower panels – subprocess (8).

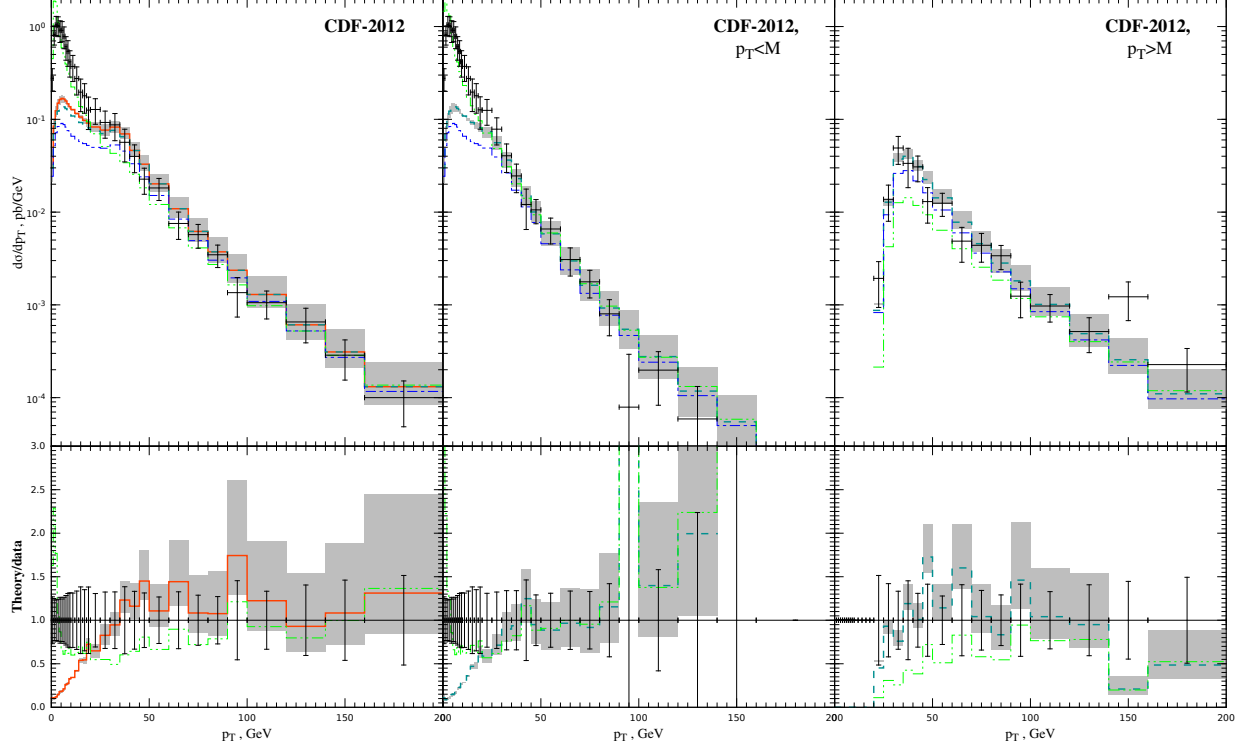


FIG. 8: The p_T -spectra for the CDF-2012 dataset. The thick solid curve is the sum of the contributions (5), (7) with mMRK subtraction, and (17). The thick dashed curve is the sum of the first two. The thin dash-dotted curve is the contribution of the subprocess (5) only. The thin dash-double-dotted curve is the corresponding Diphox (NLO CPM) prediction, taken from the Ref. [3], see the text for details.

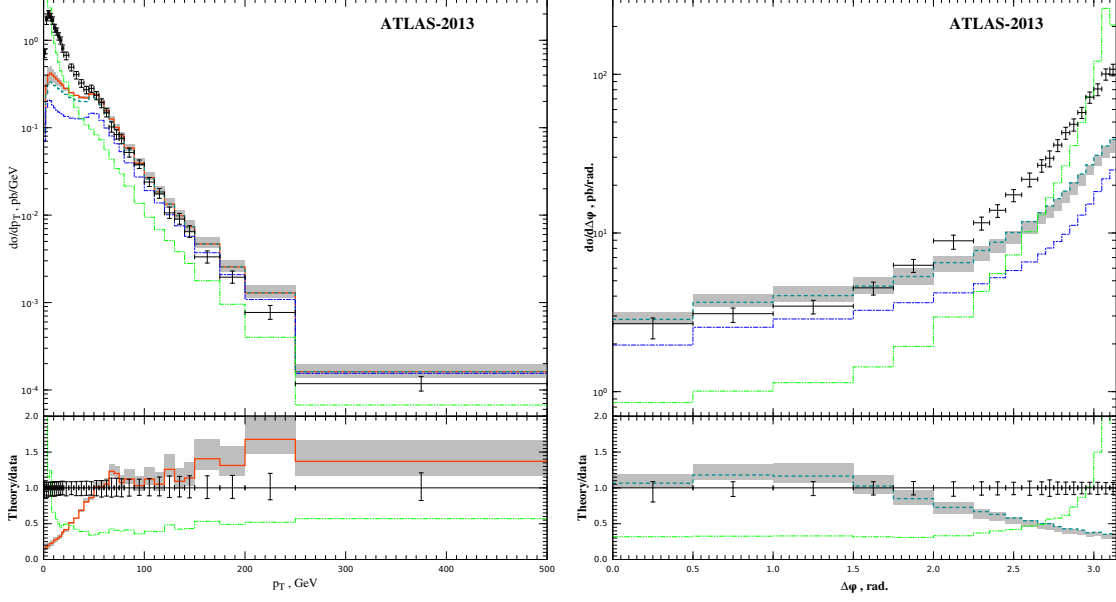


FIG. 9: The p_T -spectra (left panel) and $\Delta\phi$ -spectra (right panel) for the ATLAS-2013 dataset. The notation for the curves is the same as in the Fig. 8, except the thin dash-double-dotted curve, which is the DiphoX (NLO CPM) prediction, taken from the Ref. [4], see the text for details.

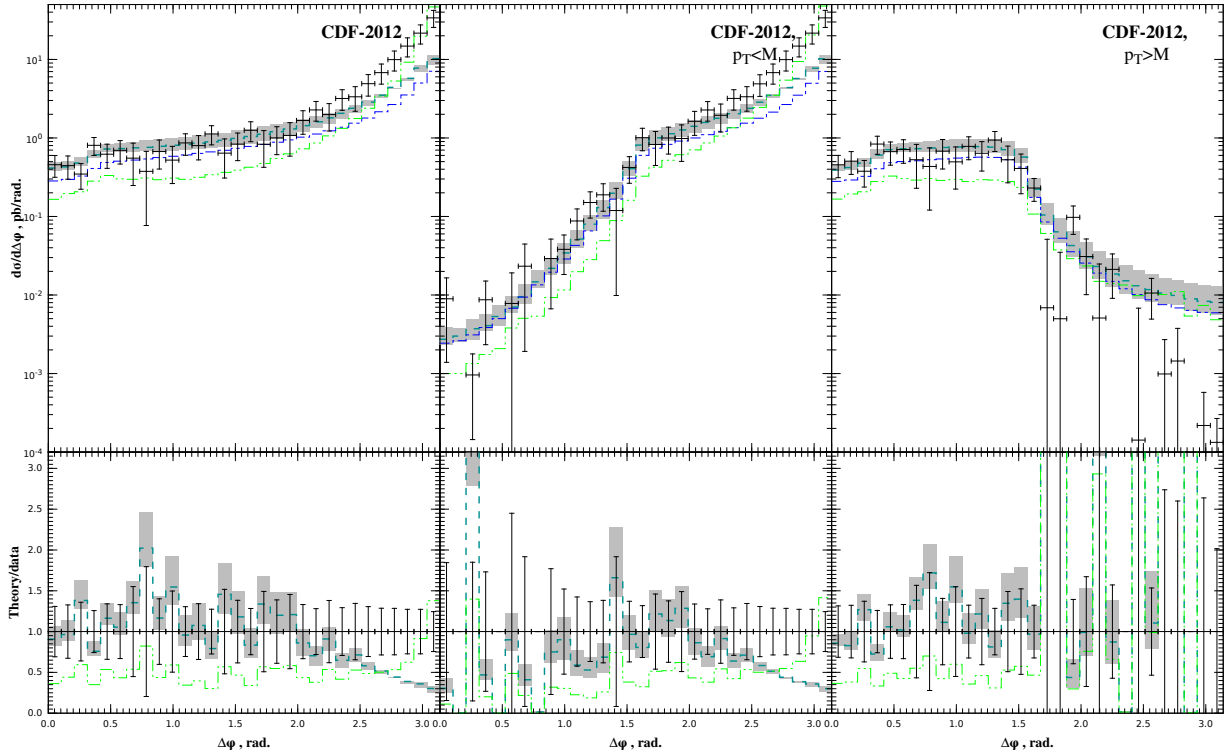


FIG. 10: The $\Delta\phi$ -spectra for the CDF-2012 dataset. The notation for the curves is the same as in the Fig. 8.

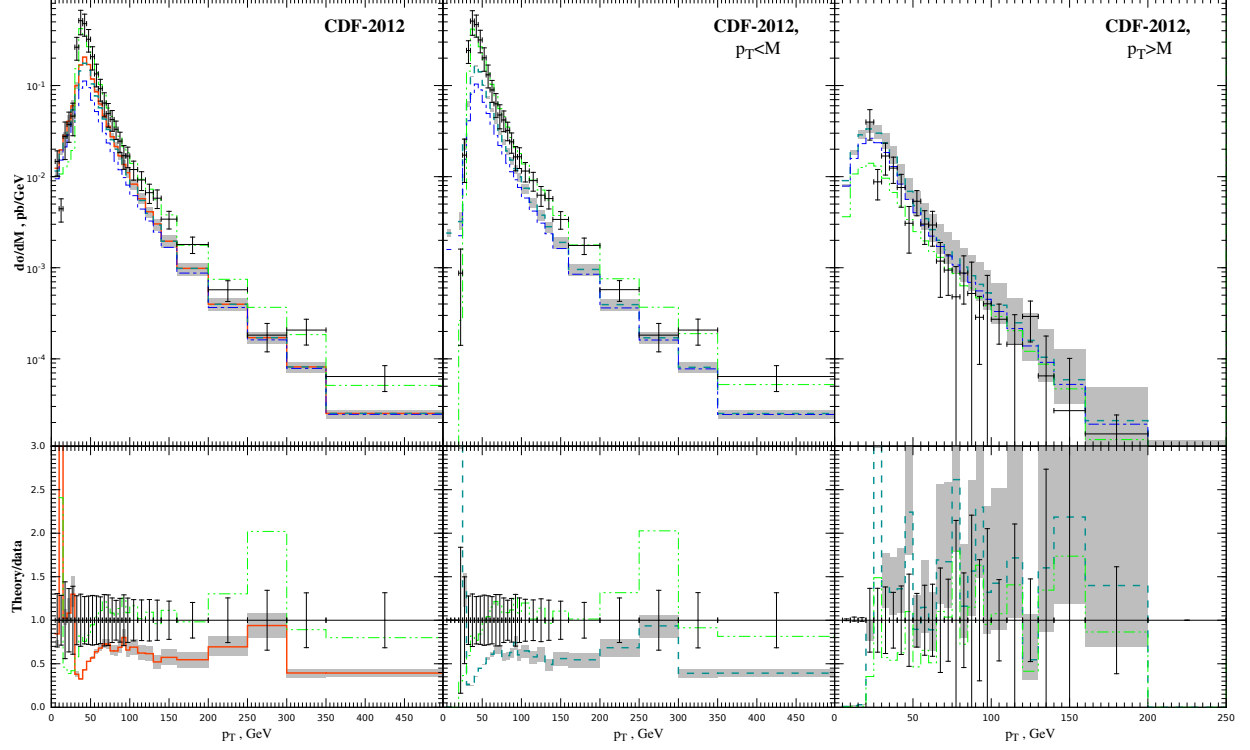


FIG. 11: Diphoton invariant mass spectra for the CDF-2012 dataset. The notation for the curves is the same as in the Fig. 8

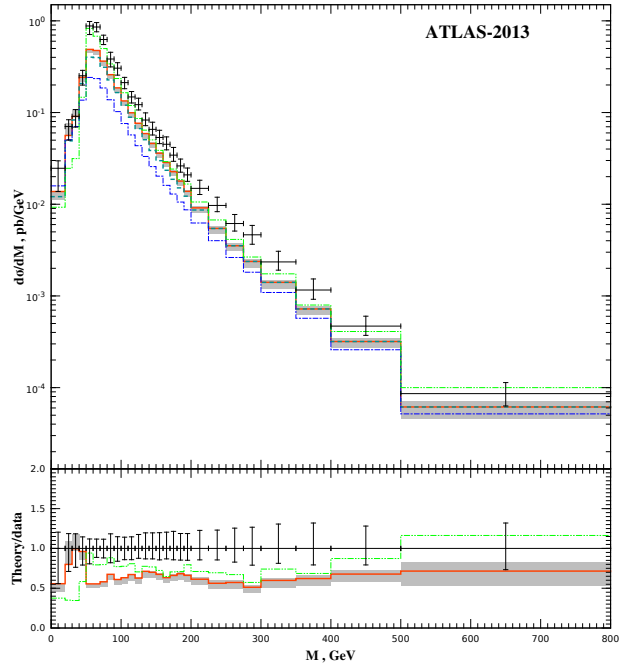


FIG. 12: Diphoton invariant mass spectrum for the ATLAS-2013 dataset. The notation for the curves is the same as in the Fig. 8