

Fidelity and Fisher information on quantum channels

Haidong Yuan*

*Department of Mechanical and Automation Engineering,
The Chinese University of Hong Kong, Shatin, Hong Kong*

Chi-Hang Fred Fung[†]

Munich Research Center, Huawei Technologies Düsseldorf GmbH, Munich, Germany

(Dated: February 28, 2022)

The fidelity function of quantum states have been widely used in quantum information science and frequently arises in the quantification of optimal performances for the estimation and distinguish of quantum states. A fidelity function on quantum channel is expected to have same wide applications in quantum information science. In this paper we propose a fidelity function on quantum channels and show that various distance measures on quantum channels can be obtained from this fidelity function, for example the Bures angle and the Bures distance can be extended to quantum channels via this fidelity function. We then show that the distances between quantum channels lead naturally to a new Fisher information which quantifies the ultimate precision limit in quantum metrology, the ultimate precision limit can thus be seen as a manifestation of the distances between quantum channels. We also show that the fidelity on quantum channels provides a unified framework for perfect quantum channel discrimination and quantum metrology, in particular we show that the minimum number of uses needed for perfect channel discrimination is exactly the counterpart of the precision limit in quantum metrology, and various useful lower bounds for the minimum number of uses needed for perfect channel discrimination can be obtained via this connection.

arXiv:1506.00819v3 [quant-ph] 7 Mar 2017

* hdyuan@mae.cuhk.edu.hk

[†] fred.fung@huawei.com

I. INTRODUCTION

Fidelity, as a measure of the distinguishability between quantum states[1–3], plays an important role in many areas of quantum information science, for example it is related to the precision limit in quantum metrology [4], serves as a measure of entanglement preservation through noisy quantum channels [5], and a measure of entanglement preservation in quantum memory [6]; it has also been used as a characterization method for quantum phase transitions [7], and a criterion for successful transmission in formulating quantum channel capacities [8].

Unlike the fidelity of quantum states which is defined directly on quantum states, most commonly used measures for the distinguishability of quantum channels are defined indirectly through the effects of the channels on the states. For example the diamond norm, which is defined as $\|K_1 - K_2\|_\diamond = \max_{\rho_{SA}} \|K_1 \otimes I_A(\rho_{SA}) - K_2 \otimes I_A(\rho_{SA})\|_1$ [9–11] (here $\|X\|_1 = \text{Tr}\sqrt{X^\dagger X}$, ρ_{SA} denotes a state on system+ancilla, and I_A denotes the identity operator on the ancillary system), is induced by the trace distance on quantum states $\|\rho_1 - \rho_2\|_1$; another measure on quantum channels which is defined as $\arccos F_{\min}(K_1, K_2) = \arccos \min_{\rho_{SA}} F_S[K_1 \otimes I_A(\rho_{SA}), K_2 \otimes I_A(\rho_{SA})]$ [12, 13], is induced by the fidelity on quantum states $F_S(\rho_1, \rho_2) = \text{Tr}\sqrt{\rho_1^{\frac{1}{2}}\rho_2\rho_1^{\frac{1}{2}}}$. These induced measures through quantum states lack a direct connection to the properties of quantum channels, which severely restrict the insights that can be gained from these measures. A direct measure on quantum channels is expected to provide more insights thus highly desired.

In this paper we provide a fidelity function defined directly on quantum channels, and show that this fidelity function on quantum channels, together with the classical fidelity on probability distribution and the fidelity on quantum states, form a hierarchy of fidelity functions in terms of optimization. This fidelity function on quantum channels also lead to various distance measures defined directly on quantum channels, in particular we show the Bures angle and the Bures distance can be extended to quantum channels. We then show the distance between quantum channels leads naturally to a new Fisher information on quantum channels which quantifies the ultimate precision limit in quantum metrology. We also show that this fidelity function provides a unified framework for perfect quantum channel discrimination and quantum metrology, in particular we show the minimum number of uses needed for perfect channel discrimination is exactly the counterpart of the precision limit in quantum metrology, and various useful lower bounds for the minimum number of uses needed for perfect channel discrimination can be obtained via this connection.

II. FIDELITY FUNCTION ON QUANTUM CHANNELS

We start by defining the fidelity function on unitary channels then extend it to noisy channels.

For a $m \times m$ unitary matrix U , we denote $e^{-i\theta_j}$ as the eigenvalues of U , where $\theta_j \in (-\pi, \pi]$ for $1 \leq j \leq m$ and we call θ_j the eigen-angles of U . We define(see also[14–16]) $\|U\|_{\max} = \max_{1 \leq j \leq m} |\theta_j|$, and $\|U\|_g$ as the minimum of $\|e^{i\gamma}U\|_{\max}$ over equivalent unitary operators with different global phases, i.e., $\|U\|_g = \min_{\gamma \in \mathbb{R}} \|e^{i\gamma}U\|_{\max}$. We then define

$$C(U) = \begin{cases} \|U\|_g, & \text{if } \|U\|_g \leq \frac{\pi}{2}, \\ \frac{\pi}{2}, & \text{if } \|U\|_g > \frac{\pi}{2}. \end{cases} \quad (1)$$

Quantitatively $C(U)$ is equal to the maximal angle that U can rotate a state away from itself[16, 17, 21], i.e., $\cos[C(U)] = \min_{|\psi\rangle} |\langle\psi|U|\psi\rangle|$. For mixed states it can be written as $\cos[C(U)] = \min_{\rho} F_S(\rho, U\rho U^\dagger)$.

If $\theta_{\max} = \theta_1 \geq \theta_2 \geq \dots \geq \theta_m = \theta_{\min}$ are arranged in decreasing order, then $C(U) = \frac{\theta_{\max} - \theta_{\min}}{2}$ when $\theta_{\max} - \theta_{\min} \leq \pi$ [16]. We then define $\Theta_{QC}(U_1, U_2) = C(U_1^\dagger U_2)$, here U_1 and U_2 are unitary operators on the same Hilbert space (we can expand the space if they are not the same). It is easy to see that

$$\begin{aligned} \cos[\Theta_{QC}(U_1, U_2)] &= \cos[C(U_1^\dagger U_2)] \\ &= \min_{\rho} F_S(U_1 \rho U_1^\dagger, U_2 \rho U_2^\dagger), \end{aligned} \quad (2)$$

$\Theta_{QC}(U_1, U_2)$ thus corresponds to the maximal angle between the output states of U_1 and U_2 (however we note that the definition of $\Theta_{QC}(U_1, U_2)$ is independent of the states). We then denote $F_{QC}(U_1, U_2) = \cos[\Theta_{QC}(U_1, U_2)]$ as the fidelity between U_1 and U_2 . For unitary channels this is equivalent to the fidelity function proposed previously in [17].

We now generalize this to noisy quantum channels. A general quantum channel K , which maps from m_1 - to m_2 -dimensional Hilbert space, can be represented by Kraus operators, $K(\rho_S) = \sum_{j=1}^q F_j \rho_S F_j^\dagger$ where $\sum_{j=1}^q F_j^\dagger F_j = I$. Equivalently it can also be written as $K(\rho_S) = \text{Tr}_E(U_{ES}(|0_E\rangle\langle 0_E| \otimes \rho_S)U_{ES}^\dagger)$, where $|0_E\rangle$ denotes some standard state of the environment, and U_{ES} is a unitary operator acting on both system and environment, which we call as the unitary extension of K .

We define $\Theta_{QC}(K_1, K_2) = \min_{\{U_{ES1}, U_{ES2}\}} \Theta_{QC}(U_{ES1}, U_{ES2})$ and $F_{QC}(K_1, K_2) = \cos \Theta_{QC}(K_1, K_2)$, where U_{ESi} are unitary extensions of K_i , $i \in \{1, 2\}$. In Appendix A, we show that the optimization can be taken by fixing one unitary extension and just optimizing over the other unitary extension, i.e.,

$$\begin{aligned} \Theta_{QC}(K_1, K_2) &= \min_{U_{ES1}} \Theta_{QC}(U_{ES1}, U_{ES2}) \\ &= \min_{U_{ES2}} \Theta_{QC}(U_{ES1}, U_{ES2}). \end{aligned} \quad (3)$$

In terms of $F_{QC}(K_1, K_2)$ it can be written as

$$\begin{aligned} F_{QC}(K_1, K_2) &= \max_{U_{ES1}} F_{QC}(U_{ES1}, U_{ES2}) \\ &= \max_{U_{ES2}} F_{QC}(U_{ES1}, U_{ES2}). \end{aligned} \quad (4)$$

This can be seen as the counterpart of Uhlmann's purification theorem on quantum states [22] (however the proof does not use Uhlmann's purification theorem [18]). In Appendix B, we show that $\Theta_{QC}(K_1, K_2)$ is a metric and can be computed directly from the Kraus operators of K_1 and K_2 as [18]

$$\Theta_{QC}(K_1, K_2) = \arccos \max_{\|W\| \leq 1} \frac{1}{2} \lambda_{\min}(K_W + K_W^\dagger), \quad (5)$$

here $\lambda_{\min}(K_W + K_W^\dagger)$ denotes the minimum eigenvalue of $K_W + K_W^\dagger$ with $K_W = \sum_{ij} w_{ij} F_{1i}^\dagger F_{2j}$, F_{1i} and F_{2j} denote the Kraus operators of K_1 and K_2 respectively, w_{ij} denotes the ij -th entry of a $q \times q$ matrix W with $\|W\| \leq 1$ where $\|\cdot\|$ is the operator norm which corresponds to the maximum singular value, here W arises from the non-uniqueness of the Kraus representations. Thus

$$F_{QC}(K_1, K_2) = \max_{\|W\| \leq 1} \frac{1}{2} \lambda_{\min}(K_W + K_W^\dagger). \quad (6)$$

We emphasize that F_{QC} is defined directly on quantum channels without referring to the states, such direct connection, in contrast to the induced measure, is crucial when applying the fidelity to channel discrimination and quantum metrology as we will show later. Furthermore the fidelity can be formulated as a semi-definite programming and computed efficiently as $\max_{\|W\| \leq 1} \frac{1}{2} \lambda_{\min}(K_W + K_W^\dagger) =$

$$\begin{aligned} &\max \quad \frac{1}{2}t \\ \text{s.t.} \quad &\begin{pmatrix} I & W^\dagger \\ W & I \end{pmatrix} \succeq 0, \\ &K_W + K_W^\dagger - tI \succeq 0. \end{aligned} \quad (7)$$

Analogous to the Bures distance on quantum states $B_S(\rho_1, \rho_2) = \sqrt{2 - 2F_S(\rho_1, \rho_2)}$, we can similarly define a Bures distance on quantum channels as $B_{QC}(K_1, K_2) = \sqrt{2 - 2F_{QC}(K_1, K_2)}$. In Appendix A, we prove an intriguing and useful connection between $B_{QC}(K_1, K_2)$ and the minimum distances between the Kraus operators of K_1 and K_2 as

$$B_{QC}^2(K_1, K_2) = \min_{\{\tilde{F}_{1i}\}, \{\tilde{F}_{2i}\}} \left\| \sum_i (\tilde{F}_{1i} - \tilde{F}_{2i})^\dagger (\tilde{F}_{1i} - \tilde{F}_{2i}) \right\|$$

where $\{\tilde{F}_{1i}\}, \{\tilde{F}_{2i}\}$ are the sets of all equivalent Kraus representations of K_1 and K_2 respectively. This connection is particular useful in studying the scalings of the distance between quantum channels as we will show later.

In which sense we call $F_{QC}(K_1, K_2)$ a fidelity function? It turns out that $F_{QC}(K_1, K_2) = \min_{\rho_{SA}} F_S[K_1 \otimes I_A(\rho_{SA}), K_2 \otimes I_A(\rho_{SA})]$. To see this, it is proved in the supplemental material of Ref. [18] that

$$\min_{\rho_{SA}} F_S[K_1 \otimes I_A(\rho_{SA}), K_2 \otimes I_A(\rho_{SA})] = \max_{\|W\| \leq 1} \frac{1}{2} \lambda_{\min}(K_W + K_W^\dagger), \quad (8)$$

which coincides with Eq. (6). From this relationship it is also immediate clear that $F_{QC}(K_1, K_2)$ is stable, i.e., $F_{QC}(K_1 \otimes I, K_2 \otimes I) = F_{QC}(K_1, K_2)$. This result gives an operational meaning to $F_{QC}(K_1, K_2)$. We emphasize that although we made connections between $F_{QC}(K_1, K_2)$ and the minimum fidelity of the output states, $F_{QC}(K_1, K_2)$ is defined directly on quantum channels and does not depend on the states. The definition and the operational meaning of $F_{QC}(K_1, K_2)$ play distinct roles in applications, the operational meaning provides a physical picture while the

direct definition brings insights which enable or ease the proofs and computations, which will be demonstrated in the applications. This is in analogy to how fidelity of quantum states is connected to the classical fidelity $F_S(\rho_1, \rho_2) = \min_{\{E_i\}} F_C(p_1, p_2)$, here $F_C(p_1, p_2) = \sum_i \sqrt{p_{1i}} \sqrt{p_{2i}}$ denotes the classical fidelity with $p_{1i} = \text{Tr}(\rho_1 E_i)$ and $p_{2i} = \text{Tr}(\rho_2 E_i)$, $\{E_i\}$ denotes a set of Positive Operator Valued Measurements (POVM)[3], here similarly the fidelity between quantum states has the operational meaning as the minimum classical fidelity, however the fidelity between quantum states is defined directly on quantum states which is independent of the measurements and such direct definition has provided numerous insights which would be hindered with just the classical fidelity.

It is known that the trace distance and the fidelity between quantum states have the following relationships[19]

$$1 - F_S(\rho_1, \rho_2) \leq \frac{1}{2} \|\rho_1 - \rho_2\|_1 \leq \sqrt{1 - F_S^2(\rho_1, \rho_2)}, \quad (9)$$

from which it is straightforward to get the relationships between the diamond norm and the fidelity of quantum channels. This can be obtained by substituting $\rho_1 = K_1 \otimes I_A(\rho_{SA})$ and $\rho_2 = K_2 \otimes I_A(\rho_{SA})$, then optimizing over ρ_{SA}

$$\begin{aligned} \max_{\rho_{SA}} 1 - F_S[K_1 \otimes I_A(\rho_{SA}), K_2 \otimes I_A(\rho_{SA})] &\leq \max_{\rho_{SA}} \frac{1}{2} \|K_1 \otimes I_A(\rho_{SA}) - K_2 \otimes I_A(\rho_{SA})\|_1 \\ &\leq \max_{\rho_{SA}} \sqrt{1 - F_S^2[K_1 \otimes I_A(\rho_{SA}), K_2 \otimes I_A(\rho_{SA})]}, \end{aligned} \quad (10)$$

which gives

$$1 - F_{QC}(K_1, K_2) \leq \frac{1}{2} \|K_1 - K_2\|_\diamond \leq \sqrt{1 - F_{QC}^2(K_1, K_2)}. \quad (11)$$

Since $F_{QC}(K_1, K_2)$ can be computed directly from the Kraus operators, this also provides a way to bound the diamond norm using the Kraus operators.

In [20] the Choi matrices of the quantum channels are used to compute the fidelity between the channels, which corresponds to the fidelity between the output states of two quantum channels when the input state is taken as the maximal entangled state. As the maximal entangled state is in general not the optimal input state, the fidelity thus defined does not have operational meaning as the minimum fidelity of the output states, thus can not be related to the ultimate precision limit in quantum metrology etc (instead related to the precision limit when the probe state is taken as the maximally entangled state).

III. A UNIFIED FRAMEWORK FOR QUANTUM METROLOGY AND PERFECT CHANNEL DISCRIMINATION

Next we demonstrate the applications in quantum information science, in particular we show how the fidelity provides a unified platform for the ultimate precision in quantum metrology and the minimum number of uses needed for perfect channel discrimination.

The task of quantum metrology, or quantum parameter estimation in general, is to estimate a parameter x encoded in some channel K_x , this can be achieved by preparing a quantum state ρ_{SA} and let it go through the extended channel $K_x \otimes I_A$ with the output state $\rho_x = K_x \otimes I_A(\rho_{SA})$. By performing POVM, $\{E_y\}$, on ρ_x one gets the measurement result y with probability $p(y|x) = \text{Tr}(E_y \rho_x)$. According to the Cramér-Rao bound[24–27], the standard deviation for any unbiased estimator of x is bounded below by $\delta \hat{x} \geq \frac{1}{\sqrt{n J_C[p(y|x)]}}$, where $\delta \hat{x}$ is the standard deviation of the estimation of x , $J_C[p(y|x)]$ is the classical Fisher information and n is the number of times that the procedure is repeated. The classical Fisher information can be further optimized over all POVMs, which gives

$$\delta \hat{x} \geq \frac{1}{\sqrt{n \max_{\{E_y\}} J_C[p(y|x)]}} = \frac{1}{\sqrt{n J_S(\rho_x)}}, \quad (12)$$

where the optimized value $J_S(\rho_x)$ is usually called the quantum Fisher information[4, 24, 25, 28], here for distinguish we will call it the quantum state Fisher information.

We first recall established connections between the fidelity functions and the Fisher information. Given ρ_x and its infinitesimal state ρ_{x+dx} , for a given POVM $\{E_y\}$, the classical fidelity between $p(y|x) = \text{Tr}(E_y \rho_x)$ and $p(y|x+dx) = \text{Tr}(E_y \rho_{x+dx})$ is given by $F_C[p(y|x), p(y|x+dx)] = \sum_{y_i} \sqrt{p(y_i|x)} \sqrt{p(y_i|x+dx)}$ which defines an angle as $\cos \Theta_C[p(y|x), p(y|x+dx)] = F_C[p(y|x), p(y|x+dx)]$. The classical Fisher information is related to the classical fidelity as $\frac{1}{4} J_C[p(y|x)] dx^2 = 2 - 2 F_C[p(y|x), p(y|x+dx)]$ up to the second order of dx [4], this can also be written as

$$J_C[p(y|x)] = \lim_{dx \rightarrow 0} \frac{4 \Theta_C^2[p(y|x), p(y|x+dx)]}{dx^2}. \quad (13)$$

If we optimize over $\{E_y\}$ the classical fidelity then leads to the fidelity between quantum states as [4]

$$\min_{\{E_y\}} F_C[\text{Tr}(E_y \rho_x), \text{Tr}(E_y \rho_{x+dx})] = F_S(\rho_x, \rho_{x+dx}), \quad (14)$$

and the classical Fisher information leads to the quantum state Fisher information $J_S(\rho_x) = \max_{\{E_y\}} J_C[p(y|x)]$ and up to the second order of dx [4, 28]

$$\frac{1}{4} J_S(\rho_x) dx^2 = 2 - 2F_S(\rho_x, \rho_{x+dx}). \quad (15)$$

If we denote $\cos \Theta_S(\rho_x, \rho_{x+dx}) = F_S(\rho_x, \rho_{x+dx})$, then

$$\begin{aligned} J_S(\rho_x) &= \lim_{dx \rightarrow 0} \frac{8[1 - \cos \Theta_S(\rho_x, \rho_{x+dx})]}{dx^2} \\ &= \lim_{dx \rightarrow 0} \frac{4\Theta_S^2(\rho_x, \rho_{x+dx})}{dx^2}. \end{aligned} \quad (16)$$

The precision can be further improved by optimizing over the probe states, which leads to the ultimate local precision limit of estimating x from K_x . Intuitively, this ultimate precision limit should be quantified by the distance between K_x and its infinitesimal neighboring channel K_{x+dx} , in a way analogous to how Bures distance of quantum states quantifies the precision limit of estimating x from the state ρ_x [4]. However although much progress has been made on calculating the ultimate precision limit [29–37], such a clear physical picture has still not been established after more than two decades since Braunstein and Caves's seminal paper [4], this is mainly due to the lack of proper tools on quantum channels. Here we show that the fidelity between quantum channels can be used to establish such a physical picture, which also leads naturally to a new Fisher information on quantum channel.

Further optimizing over the probe states

$$\begin{aligned} \max_{\rho_{SA}} \frac{1}{4} J_S(\rho_x) dx^2 &= 2 - 2 \min_{\rho_{SA}} F_S(\rho_x, \rho_{x+dx}) \\ &= 2 - 2F_{QC}(K_x, K_{x+dx}) \\ &= B_{QC}^2(K_x, K_{x+dx}), \end{aligned} \quad (17)$$

this leads naturally to a quantum channel Fisher information $J_{QC}(K_x) = \max_{\rho_{SA}} J_S(\rho_x)$ which is similarly related to the distance on quantum channels as

$$\begin{aligned} J_{QC}(K_x) &= \lim_{dx \rightarrow 0} \frac{4B_{QC}^2(K_x, K_{x+dx})}{dx^2} \\ &= \lim_{dx \rightarrow 0} \frac{8[1 - \cos \Theta_{QC}(K_x, K_{x+dx})]}{dx^2} \\ &= \lim_{dx \rightarrow 0} \frac{4\Theta_{QC}^2(K_x, K_{x+dx})}{dx^2}. \end{aligned} \quad (18)$$

The quantum channel Fisher information quantifies the ultimate precision limit upon the optimization over the measurements and probe states

$$\delta \hat{x} \geq \frac{1}{\sqrt{n J_{QC}(K_x)}} = \frac{1}{\sqrt{n \lim_{dx \rightarrow 0} \frac{2\Theta_{QC}(K_x, K_{x+dx})}{|dx|}}}. \quad (19)$$

This connects the precision limit directly to the distance between quantum channels which provides a clear physical picture for the ultimate precision limit. The scaling of the ultimate precision limit can now be seen as a manifestation of the scaling of the distances between quantum channels as we now show.

Two schemes on multiple uses of quantum channels are usually considered in quantum parameter estimation, the parallel scheme and the sequential scheme as shown in Fig.1. We will show that for both schemes, the scaling of the distances between two quantum channels are at most linear, which underlies the scaling for the Heisenberg limit.

For parallel scheme with N uses of a channel K as shown in Fig.2, the total dynamics can be described by $K^{\otimes N} \otimes I_A$. If we denote U_{ES} as one unitary extension of K , then $U_{ES}^{\otimes N}$ is a unitary extension of $K^{\otimes N}$ as shown in Fig.3. Given two channels K_1 and K_2 , we choose U_{ES1} and U_{ES2} as the unitary extension for K_1 and K_2 respectively which satisfies $\Theta_{QC}(K_1, K_2) = \Theta_{QC}(U_{ES1}, U_{ES2})$. Now as $U_{ES1}^{\otimes N}$ and $U_{ES2}^{\otimes N}$ are unitary extensions of $K_1^{\otimes N}$ and $K_2^{\otimes N}$ respectively,

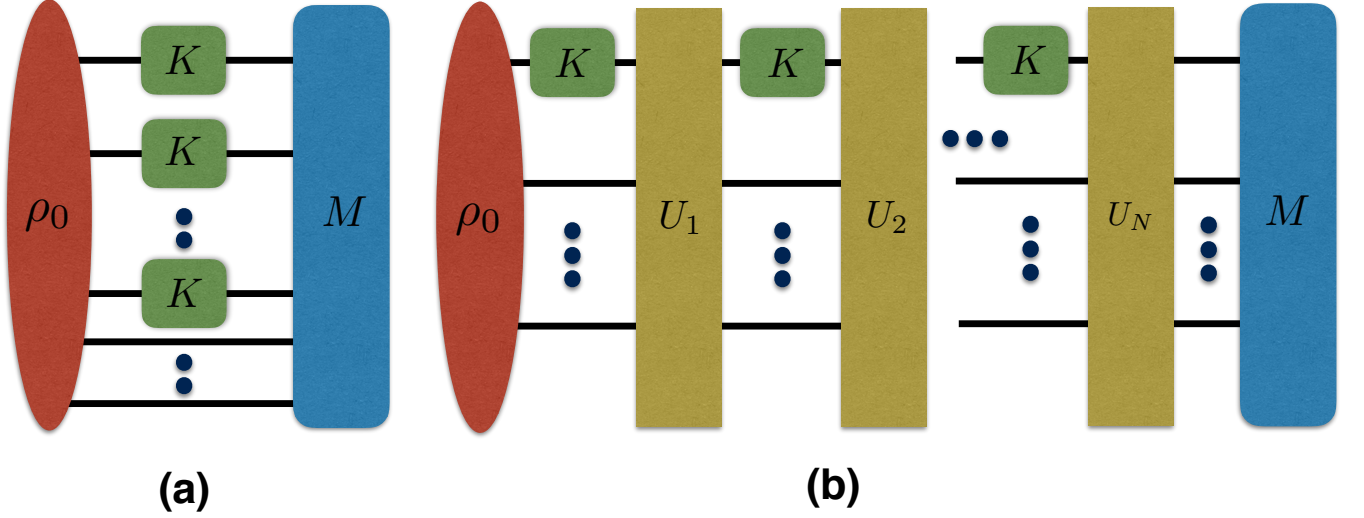


FIG. 1: (a) Parallel Scheme. (b) Sequential Scheme.

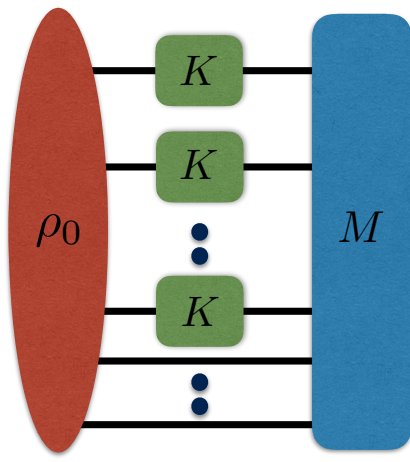


FIG. 2: Parallel scheme with multiple uses of the channel.

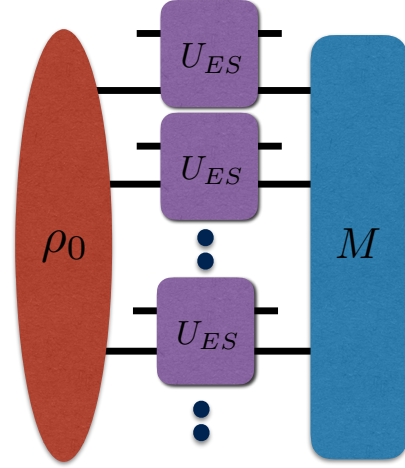


FIG. 3: A unitary extension of the parallel scheme.

we then have

$$\begin{aligned}
 \Theta_{QC}(K_1^{\otimes N}, K_2^{\otimes N}) &\leq \Theta_{QC}(U_{ES1}^{\otimes N}, U_{ES2}^{\otimes N}) \\
 &= C[(U_{ES1}^\dagger U_{ES2})^{\otimes N}] \\
 &\leq NC(U_{ES1}^\dagger U_{ES2}) \\
 &= N\Theta_{QC}(K_1, K_2).
 \end{aligned} \tag{20}$$

For the sequential scheme, we consider the general case that controls can be inserted between sequential uses of the channels. Any measurements that are used in the control can be substituted by controlled unitaries with ancillary systems, the controls interspersed between the channels can thus be taken as unitaries, which is shown in Fig.4. Parallel scheme can be seen as a special case of the sequential scheme by choosing the controls as SWAP gates on the system and different ancillary systems[36]. We show that with N uses of the channel, the distance is still bounded above by $N\Theta_{QC}(K_1, K_2)$.

We present the proof for the case of $N = 2$, same line of argument works for general N . For $N = 2$, one unitary extension of $U_2 K_1 U_1 K_1$ is $U_2 U_{E_2 S_1} U_1 U_{E_1 S_1}$, similarly $U_2 U_{E_2 S_2} U_1 U_{E_1 S_2}$ is a unitary extension of $U_2 K_2 U_1 K_2$, here $U_{E_j S_i}$ denote a unitary extension of K_i , $i = 1, 2$, with E_j as the environment. We can choose $U_{E_j S_i}$ such that $\Theta_{QC}(K_1, K_2) = \Theta_{QC}(U_{E_j S_1}, U_{E_j S_2})$, here all operators are understood as defined on the whole space so the

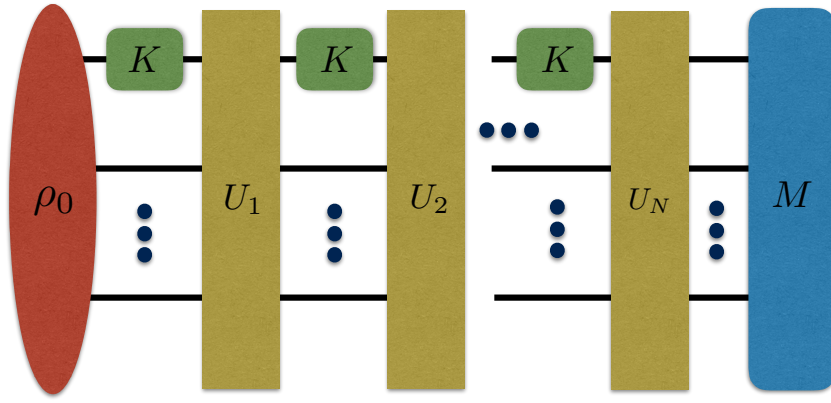


FIG. 4: Sequential scheme with multiple uses of the channel.

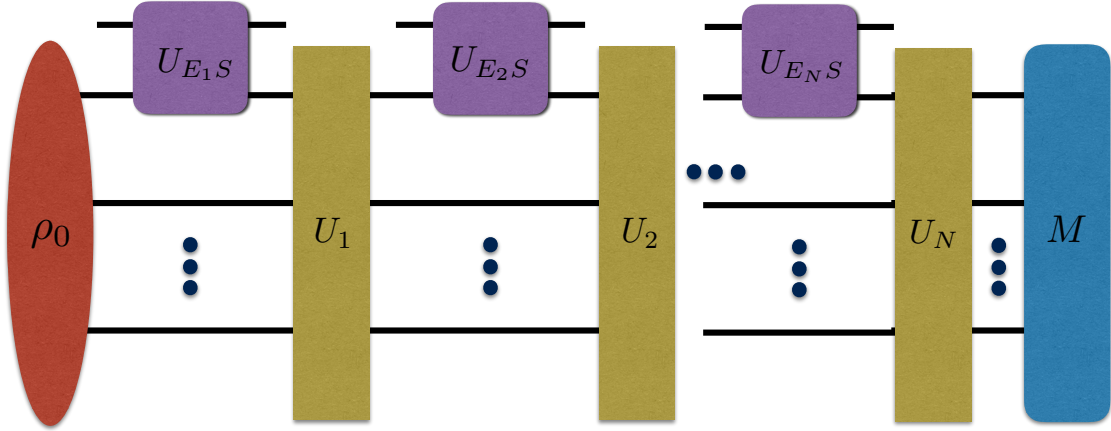


FIG. 5: A unitary extension of the sequential scheme.

multiplication makes sense, for example the control U_1 , which only acts on the system and ancillaries, is understood as $U_1 \otimes I_E$, an operator on the whole space including the environment. We then have

$$\begin{aligned}
 & \Theta_{QC}(U_2 K_1 U_1 K_1, U_2 K_2 U_1 K_2) \\
 & \leq \Theta_{QC}(U_2 U_{E_2 S_1} U_1 U_{E_1 S_1}, U_2 U_{E_2 S_2} U_1 U_{E_1 S_2}) \\
 & = C[U_{E_1 S_1}^\dagger U_1^\dagger U_{E_2 S_1}^\dagger U_2^\dagger U_2 U_{E_2 S_2} U_1 U_{E_1 S_2}] \\
 & = C[U_{E_1 S_1}^\dagger U_1^\dagger U_{E_2 S_1}^\dagger U_{E_2 S_2} U_1 U_{E_1 S_2}] \\
 & = C[(U_{E_1 S_1}^\dagger U_1^\dagger)(U_{E_2 S_1}^\dagger U_{E_2 S_2})(U_1 U_{E_1 S_1})(U_{E_1 S_1}^\dagger U_{E_1 S_2})] \\
 & \leq C[U_{E_2 S_1}^\dagger U_{E_2 S_2}] + C[U_{E_1 S_1}^\dagger U_{E_1 S_2}] \\
 & = 2\Theta_{QC}(K_1, K_2),
 \end{aligned} \tag{21}$$

i.e., with two uses of the channel, the distance is bounded above by $2\Theta_{QC}(K_1, K_2)$. With the same line of argument it is easy to show that with N uses of the channel the distance is bounded above by $N\Theta_{QC}(K_1, K_2)$.

Substitute K_1 with K_x and K_2 with K_{x+dx} , we have $\Theta_{QC}(NK_x, NK_{x+dx}) \leq N\Theta_{QC}(K_x, K_{x+dx})$ for both schemes. From Eq.(19) the ultimate precision limit is then bounded by

$$\delta\hat{x} \geq \frac{1}{\lim_{dx \rightarrow 0} \frac{2\Theta_{QC}(K_x, K_{x+dx})}{|dx|} N\sqrt{n}}, \tag{22}$$

the scaling $1/N$ is called the Heisenberg scaling, which, as we showed, is just a manifestation of the fact that the distance between quantum channels can grow at most linearly with the number of channels.

For N uses of the channels under the parallel scheme we can also obtain a tighter bound as

$$\begin{aligned} & 2 - 2 \cos \Theta_{QC}(K_1^{\otimes N}, K_2^{\otimes N}) \\ & \leq N \|2I - K_W - K_W^\dagger\| + N(N-1) \|I - K_W\|^2, \end{aligned} \quad (23)$$

here $K_W = \sum_{i=1}^q \sum_{j=1}^q w_{ij} F_{1i}^\dagger F_{2j}$ as previously defined, and the inequality holds for any W with $\|W\| \leq 1$ (see Appendix C). In the asymptotical limit, $N(N-1)\|I - K_W\|^2$ is the dominating term, in that case we would like to choose a W minimizing $\|I - K_W\|$ to get a tighter bound. This can be formulated as semi-definite programming with $\min_{\|W\| \leq 1} \|I - K_W\| =$

$$\begin{aligned} & \min \quad t \\ & s.t. \quad \begin{pmatrix} I & W^\dagger \\ W & I \end{pmatrix} \succeq 0, \\ & \quad \begin{pmatrix} tI & (I - K_W)^\dagger \\ I - K_W & tI \end{pmatrix} \succeq 0. \end{aligned} \quad (24)$$

If we let $K_1 = K_x$ and $K_2 = K_{x+dx}$, then Eq.(23) provides bounds on the scalings in quantum parameter estimation, which is consistent with the studies in quantum metrology[29, 30, 32, 35, 36] but here with a more general context (see also Ref. [18]).

Next we show how the tools unify quantum parameter estimation and the perfect quantum channel discrimination[17, 38–43].

Given two quantum channels K_1 and K_2 , they can be perfectly discriminated with one use of the channels if and only if there exists a ρ_{SA} such that $K_1 \otimes I_A(\rho_{SA})$ and $K_2 \otimes I_A(\rho_{SA})$ are orthogonal, i.e., $\min_{\rho_{SA}} F_S[K_1 \otimes I_A(\rho_{SA}), K_2 \otimes I_A(\rho_{SA})] = 0$, which is the same as $\Theta_{QC}(K_1, K_2) = \frac{\pi}{2}$. When K_1 and K_2 can not be perfectly discriminated with one use of the channel, finite number of uses may able to achieve the task[42]. This is in contrast to the perfect discrimination of non-orthogonal states which always requires infinite number of copies. The minimum number of uses needed for perfect channel discrimination should satisfy $\Theta_{QC}(NK_1, NK_2) = \frac{\pi}{2}$. The perfect channel discrimination is thus determined by the distances between quantum channels, and the scalings of $\Theta_{QC}(NK_1, NK_2)$ obtained before can be used to determine the minimum N . For example, from $\Theta_{QC}(NK_1, NK_2) \leq N\Theta_{QC}(K_1, K_2)$ we can obtain a lower bound on N as

$$N \geq \lceil \frac{\pi}{2\Theta_{QC}(K_1, K_2)} \rceil, \quad (25)$$

where $\lceil x \rceil$ is the smallest integer not less than x . This bound is tighter than existing bounds for noisy channels[40] and for unitary channels it reduces to the formula which is known to be tight[17]. For noisy channels under the parallel scheme we can also substitute $\Theta_{QC}(K_1^{\otimes N}, K_2^{\otimes N}) = \frac{\pi}{2}$ into the inequality (23) to get a tighter bound.

The lower bound on minimum N can also be obtained via a connection to quantum metrology. Given two channels K_1 and K_2 , let $K_x, x \in [a, b]$ as a path connecting K_1 and K_2 . With N uses of the channel under the parallel strategy we have $\sqrt{J_{QC}(K_x^{\otimes N})} = \lim_{dx \rightarrow 0} \frac{2\Theta_{QC}(K_x^{\otimes N}, K_{x+dx}^{\otimes N})}{|dx|}$. From the triangular inequality

$$\begin{aligned} \Theta_{QC}(K_1^{\otimes N}, K_2^{\otimes N}) & \leq \int_a^b \lim_{dx \rightarrow 0} \frac{\Theta_{QC}(K_x^{\otimes N}, K_{x+dx}^{\otimes N})}{dx} dx \\ & = \frac{1}{2} \int_a^b \sqrt{J_{QC}(K_x^{\otimes N})} dx. \end{aligned} \quad (26)$$

This connects the perfect channel discrimination to the ultimate precision limit. By choosing different paths various useful lower bounds on the minimum number of uses for perfect channel discrimination can be obtained.

For example, given $K_0(\rho) = e^{i\theta\sigma_1}\rho e^{-i\theta\sigma_1}$ and $K_1 = \frac{1+\eta}{2}\rho + \frac{1-\eta}{2}\sigma_3\rho\sigma_3$, where σ_1, σ_2 and σ_3 are Pauli matrices and assume $\theta = 0.3, \eta = 0.5$. For the parallel strategy the lower bound given by Eq.(25) is $N \geq \lceil \frac{\pi}{2\Theta_{QC}(K_0, K_1)} \rceil = 3$. If we choose a simple path $K_x = (1-x)K_0 + xK_1, x \in [0, 1]$, which is a line segment connecting K_0 to K_1 , then with the connection provided by Eq.(26) we obtain $N \geq 4$. Other paths may be explored to further improve the bound. By using the inequality (23) with the W obtained from the semi-definite programming that minimizes $\|I - K_W\|$, we get $N \geq 5$. For any N we can also choose the W to minimize $N\|2I - K_W - K_W^\dagger\| + N(N-1)\|I - K_W\|^2$, it turns out the minimum N such that $\min_{\|W\| \leq 1} N\|2I - K_W - K_W^\dagger\| + N(N-1)\|I - K_W\|^2 \geq 2$ is 6, thus $N \geq 6$. For comparison we also explicitly computed the actual distance $\Theta_{QC}(K_0^{\otimes N}, K_1^{\otimes N})$ with the increasing of N , it turns out that the minimum N such that $\Theta_{QC}(K_0^{\otimes N}, K_1^{\otimes N}) = \frac{\pi}{2}$ is actually 6. All computations here are done with the CVX package in Matlab[44].

IV. SUMMARY

A fidelity function defined directly on quantum channels is provided, which leads to various distance measures defined directly on quantum channels, as well as a new Fisher information on quantum channel. This forms another hierarchy for fidelity functions and Fisher information as shown in the table:

$$\begin{array}{ccccc}
 F_C(p_1, p_2) & \longrightarrow & F_S(\rho_1, \rho_2) & \longrightarrow & F_{QC}(K_1, K_2) \\
 \downarrow & & \downarrow & & \downarrow \\
 \Theta_C(p_1, p_2) & \longrightarrow & \Theta_S(\rho_1, \rho_2) & \longrightarrow & \Theta_{QC}(K_1, K_2) \\
 \downarrow & & \downarrow & & \downarrow \\
 J_C[p(y|x)] & \longrightarrow & J_S(\rho_x) & \longrightarrow & J_{QC}(K_x)
 \end{array}$$

where $\cos \Theta_i = F_i$ and $J_i = \lim_{dx \rightarrow 0} \frac{4\Theta_i^2}{dx^2}$, $i \in \{C, S, QC\}$. In this table the functions on quantum states equal to the optimized value over all measurements of the corresponding functions on probability distribution, and the functions on quantum channels equal to the optimized value over all probe states of the corresponding functions on quantum states. This framework connects quantitatively the ultimate precision limit and the distance between quantum channels, which provided a clear physical picture for the ultimate precision limit in quantum metrology. It also provide a unified framework for the continuous case in quantum parameter estimation and the discrete case in perfect quantum channel discrimination, with this framework the progress in one field can then be readily used to stimulate the progress of the other field. We expect these tools will find wide applications in many other fields of quantum information science.

Appendix A: Formula to compute $\Theta_{QC}(K_1, K_2)$

We show that the distance between two quantum channels $\Theta_{QC}(K_1, K_2) = \min_{\{U_{ES1}, U_{ES2}\}} \Theta_{QC}(U_{ES1}, U_{ES2})$ can be computed from the Kraus operators of K_1 and K_2 as $\Theta_{QC}(K_1, K_2) = \min_{\{U_{ES1}, U_{ES2}\}} \Theta_{QC}(U_{ES1}, U_{ES2}) = \arccos \max_{|W| \leq 1} \frac{1}{2} \lambda_{\min}[K_W + K_W^\dagger]$, here U_{ESi} are unitary extensions of K_i , $i \in \{1, 2\}$ and $\lambda_{\min}(K_W + K_W^\dagger)$ denotes the minimum eigenvalue of $K_W + K_W^\dagger$ with $K_W = \sum_{ij} w_{ij} F_{1i}^\dagger F_{2j}$, F_{1i} , F_{2j} denotes the Kraus operators of K_1 and K_2 , w_{ij} denotes the ij -th entry of a $q \times q$ matrix W with $\|W\| \leq 1$ ($\|\cdot\|$ is the operator norm which equals to the maximum singular value), q is the number of the Kraus operators. Furthermore the minimization on both U_{ES1} and U_{ES2} can be reduced to the minimization of just one

$$\begin{aligned}
 \Theta_{QC}(K_1, K_2) &= \min_{\{U_{ES1}, U_{ES2}\}} \Theta_{QC}(U_{ES1}, U_{ES2}) \\
 &= \min_{U_{ES1}} \Theta_{QC}(U_{ES1}, U_{ES2}) \\
 &= \min_{U_{ES2}} \Theta_{QC}(U_{ES1}, U_{ES2}).
 \end{aligned} \tag{A1}$$

We start by a general unitary extension for any given channel $K(\rho) = \sum_{j=1}^q F_j \rho F_j^\dagger$ with $\sum_{j=1}^q F_j^\dagger F_j = I$, which maps from a m_1 - to m_2 - dimensional Hilbert space,

$$U_{ES} = (W_E \otimes I_{m_2}) \underbrace{\begin{bmatrix} F_1 & * & * & \cdots & * \\ F_2 & * & * & \cdots & * \\ \vdots & & \vdots & & \vdots \\ F_q & * & * & \cdots & * \\ 0 & * & * & \cdots & * \\ \vdots & & \vdots & & \vdots \\ 0 & * & * & \cdots & * \end{bmatrix}}_U, \tag{A2}$$

where $W_E \in U(p)$ only acts on the environment and can be chosen arbitrarily, here $U(p)$ denotes the set of $p \times p$ unitary operators with $p \geq q$ as $p - q$ zero Kraus operators can be added. Here only the first m_1 columns of U are

fixed, the freedom of other columns can be represented as

$$U_{ES} = (W_E \otimes I_{m_2}) \begin{bmatrix} F_1 & * & * & \cdots & * \\ F_2 & * & * & \cdots & * \\ \vdots & \vdots & \vdots & \ddots & \vdots \\ F_q & * & * & \cdots & * \\ 0 & * & * & \cdots & * \\ \vdots & \vdots & \vdots & \ddots & \vdots \\ 0 & * & * & \cdots & * \end{bmatrix} \begin{bmatrix} I_{m_1} & 0 \\ 0 & V \end{bmatrix} \quad (\text{A3})$$

where V can be any unitary.

For two channels K_1 and K_2 , with $K_1(\rho) = \sum_{j=1}^q F_{1j} \rho F_{1j}^\dagger$ and $K_2(\rho) = \sum_{j=1}^q F_{2j} \rho F_{2j}^\dagger$, the unitary extensions can be written as

$$U_{ES1} = (W_{E1} \otimes I_{m_2}) \begin{bmatrix} F_{11} & * & * & \cdots & * \\ F_{12} & * & * & \cdots & * \\ \vdots & \vdots & \vdots & \ddots & \vdots \\ F_{1q} & * & * & \cdots & * \\ 0 & * & * & \cdots & * \\ \vdots & \vdots & \vdots & \ddots & \vdots \\ 0 & * & * & \cdots & * \end{bmatrix} \begin{bmatrix} I_{m_1} & 0 \\ 0 & V_1 \end{bmatrix}, \quad (\text{A4})$$

$$U_{ES2} = (W_{E2} \otimes I_{m_2}) \begin{bmatrix} F_{21} & * & * & \cdots & * \\ F_{22} & * & * & \cdots & * \\ \vdots & \vdots & \vdots & \ddots & \vdots \\ F_{2q} & * & * & \cdots & * \\ 0 & * & * & \cdots & * \\ \vdots & \vdots & \vdots & \ddots & \vdots \\ 0 & * & * & \cdots & * \end{bmatrix} \begin{bmatrix} I_{m_1} & 0 \\ 0 & V_2 \end{bmatrix}, \quad (\text{A5})$$

then

$$U_{ES1}^\dagger U_{ES2} = \begin{bmatrix} I_{m_1} & 0 \\ 0 & V_1^\dagger \end{bmatrix} \begin{bmatrix} K_W & * & * & \cdots & * \\ * & * & * & \cdots & * \\ \vdots & \vdots & \vdots & \ddots & \vdots \\ * & * & * & \cdots & * \\ * & * & * & \cdots & * \\ \vdots & \vdots & \vdots & \ddots & \vdots \\ * & * & * & \cdots & * \end{bmatrix} \begin{bmatrix} I_{m_1} & 0 \\ 0 & V_2 \end{bmatrix},$$

here $K_W = \sum_{ij} w_{ij} F_{1i}^\dagger F_{2j}$, where w_{ij} is the ij -th entry of W , here W is the first $q \times q$ block of $W_{E1}^\dagger W_{E2}$, i.e., $W_{E1}^\dagger W_{E2} = \begin{bmatrix} W & * \\ * & * \end{bmatrix}$. It is easy to see that $\|W\| \leq 1$, conversely for any W with $\|W\| \leq 1$ it can be imbedded as the first $q \times q$ block of a unitary matrix[45]. Thus by varying W_{E1} and W_{E2} we can take W to be any $q \times q$ matrix with $\|W\| \leq 1$. $\min_{U_{ES1}, U_{ES2}} \Theta_{QC}(U_{ES1}, U_{ES2}) = \min_{U_{ES1}, U_{ES2}} C(U_{ES1}^\dagger U_{ES2})$ is now reduced to the optimizing over V_1 , V_2 and W .

First note that for a fixed W , the first block of $U_{ES1}^\dagger U_{ES2}$ is always K_W , as $\begin{bmatrix} I_{m_1} & 0 \\ 0 & V_1^\dagger \end{bmatrix}$ and $\begin{bmatrix} I_{m_1} & 0 \\ 0 & V_2 \end{bmatrix}$ do not change

the first block. It has been shown in [46] that for any unitary that has K_W as the first block

$$U = \begin{bmatrix} K_W & * & * & \cdots & * \\ * & * & * & \cdots & * \\ \vdots & & \vdots & & \vdots \\ * & * & * & \cdots & * \\ * & * & * & \cdots & * \\ \vdots & & \vdots & & \vdots \\ * & * & * & \cdots & * \end{bmatrix},$$

$\|U\|_{\max} \geq \arccos[\frac{1}{2}\lambda_{\min}(K_W + K_W^\dagger)]$, where $\|U\|_{\max}$ is defined in Eq.(1) of the main text. Thus we have $\|U_{ES1}^\dagger U_{ES2}\|_{\max} \geq \arccos[\frac{1}{2}\lambda_{\min}(K_W + K_W^\dagger)]$. What's more it was also shown that there exists a unitary V_2 with

$$U_{V_2} = \begin{bmatrix} K_W & * & * & \cdots & * \\ * & * & * & \cdots & * \\ \vdots & & \vdots & & \vdots \\ * & * & * & \cdots & * \\ * & * & * & \cdots & * \\ \vdots & & \vdots & & \vdots \\ * & * & * & \cdots & * \end{bmatrix} \begin{bmatrix} I_{m_1} & 0 \\ 0 & V_2 \end{bmatrix}$$

such that $\|U_{V_2}\|_{\max} = \arccos[\frac{1}{2}\lambda_{\min}(K_W + K_W^\dagger)]$ achieves the bound[46]. Similarly the bound can also be achieved by exploring the freedom in rows, i.e., there exists a unitary V_1 ,

$$U_{V_1} = \begin{bmatrix} I_{m_1} & 0 \\ 0 & V_1^\dagger \end{bmatrix} \begin{bmatrix} K_W & * & * & \cdots & * \\ * & * & * & \cdots & * \\ \vdots & & \vdots & & \vdots \\ * & * & * & \cdots & * \\ * & * & * & \cdots & * \\ \vdots & & \vdots & & \vdots \\ * & * & * & \cdots & * \end{bmatrix},$$

such that $\|U_{V_1}\|_{\max} = \arccos[\frac{1}{2}\lambda_{\min}(K_W + K_W^\dagger)]$. Thus for a fixed W , $\min_{\{V_1, V_2\}} \|U_{ES1}^\dagger U_{ES2}\|_{\max} = \arccos[\frac{1}{2}\lambda_{\min}(K_W + K_W^\dagger)]$.

Next we optimize over W . Basically we need to find W such that $\arccos \frac{1}{2}\lambda_{\min}[K_W + K_W^\dagger]$ is minimized, which is equivalent to find $\max_{|W| \leq 1} \frac{1}{2}\lambda_{\min}[K_W + K_W^\dagger]$. Note that the freedom of global phase from $\|\cdot\|_{\max}$ to $\|\cdot\|_g$ (see main text for definitions) has been included in the freedom of W and since $\max_{|W| \leq 1} \frac{1}{2}\lambda_{\min}[K_W + K_W^\dagger] \geq \frac{1}{2}\lambda_{\min}[K_0 + K_0^\dagger] = 0$, we have $\arccos \max_{|W| \leq 1} \frac{1}{2}\lambda_{\min}[K_W + K_W^\dagger] \leq \frac{\pi}{2}$. Thus $\min_{U_{ES1}, U_{ES2}} C(U_{ES1}^\dagger U_{ES2}) = \arccos \max_{|W| \leq 1} \frac{1}{2}\lambda_{\min}[K_W + K_W^\dagger]$, i.e.

$$\begin{aligned} \Theta_{QC}(K_1, K_2) &= \min_{U_{ES1}, U_{ES2}} \Theta_{QC}(U_{ES1}, U_{ES2}) \\ &= \arccos \max_{|W| \leq 1} \frac{1}{2}\lambda_{\min}[K_W + K_W^\dagger]. \end{aligned} \tag{A6}$$

It is obvious that the freedom of W can be achieved by only varying W_1 or W_2 , thus the equality can be attained by just exploring the freedom of V_1 and W_1 , or V_2 and W_2 . We then have

$$\begin{aligned} &\min_{U_{ES1}, U_{ES2}} \Theta_{QC}(U_{ES1}, U_{ES2}) \\ &= \min_{U_{ES1}} \Theta_{QC}(U_{ES1}, U_{ES2}) \\ &= \min_{U_{ES2}} \Theta_{QC}(U_{ES1}, U_{ES2}) \\ &= \arccos \max_{|W| \leq 1} \frac{1}{2}\lambda_{\min}[K_W + K_W^\dagger]. \end{aligned} \tag{A7}$$

Next we show that this distance measure has a connection to the minimum distance between equivalent Kraus operators. Given two quantum channels, $K_1(\rho_S) = \sum_{i=1}^q F_{1i} \rho_S F_{1i}^\dagger$ and $K_2(\rho_S) = \sum_{i=1}^q F_{2i} \rho_S F_{2i}^\dagger$ (zero Kraus operators can be appended if the number of the Kraus operators are not the same), by appending additional $p - q$ zero Kraus operators, we have the Kraus operators for K_1 and K_2 as $\{F_{11}, F_{12}, \dots, F_{1q}, 0, \dots, 0\}$ and $\{F_{21}, F_{22}, \dots, F_{2q}, 0, \dots, 0\}$ respectively. Equivalent Kraus operators for K_1 and K_2 can be represented as $\tilde{F}_{1i} = \sum_k u_{ik} F_{1k}$ and $\tilde{F}_{2i} = \sum_k v_{ik} F_{2k}$ where u_{ik} and v_{ik} are entries of $U, V \in U(p)$ respectively, here $1 \leq i \leq p$. Then

$$\begin{aligned} & \min_{\{\tilde{F}_{1i}\}, \{\tilde{F}_{2i}\}} \left\| \sum_{i=1}^p (\tilde{F}_{1i} - \tilde{F}_{2i})^\dagger (\tilde{F}_{1i} - \tilde{F}_{2i}) \right\| \\ &= \min_{\{\tilde{F}_{1i}\}, \{\tilde{F}_{2i}\}} \left\| 2I - \sum_{i=1}^p (\tilde{F}_{1i}^\dagger \tilde{F}_{2i} + \tilde{F}_{2i}^\dagger \tilde{F}_{1i}) \right\| \\ &= \min_W [2 - \lambda_{\min}(K_W + K_W^\dagger)], \end{aligned} \quad (\text{A8})$$

where $K_W = \sum_{ij} w_{ij} F_{1i}^\dagger F_{2j}$ and w_{ij} is the ij -th entry of W , which is the first $q \times q$ block of $U^\dagger V$ and can be any $q \times q$ matrix with $\|W\| \leq 1$ by varying U and V , i.e., by varying the equivalent representations of K_1 and K_2 . Thus

$$\begin{aligned} & \min_{\{\tilde{F}_{1i}\}, \{\tilde{F}_{2i}\}} \left\| \sum_{i=1}^p (\tilde{F}_{1i} - \tilde{F}_{2i})^\dagger (\tilde{F}_{1i} - \tilde{F}_{2i}) \right\| \\ &= \min_{\|W\| \leq 1} [2 - \lambda_{\min}(K_W + K_W^\dagger)] \\ &= 2 - \max_{\|W\| \leq 1} \lambda_{\min}(K_W + K_W^\dagger) \\ &= 2 - 2 \cos \Theta_{QC}(K_1, K_2), \end{aligned} \quad (\text{A9})$$

we then have

$$B_{QC}^2(K_1, K_2) = 2 - 2 \cos \Theta_{QC}(K_1, K_2) = \min_{\{\tilde{F}_{1i}\}, \{\tilde{F}_{2i}\}} \left\| \sum_{i=1}^p (\tilde{F}_{1i} - \tilde{F}_{2i})^\dagger (\tilde{F}_{1i} - \tilde{F}_{2i}) \right\|. \quad (\text{A10})$$

Appendix B: $\Theta_{QC}(K_1, K_2)$ defines a metric on quantum channels

We show that $\Theta_{QC}(K_1, K_2)$ defines a metric on quantum channels.

First we show that $\Theta_{QC}(U_1, U_2) = C(U_1^\dagger U_2)$, where C is defined in the main text, is a metric on unitary channels. We start by listing some useful properties of $C(U)$:

$$\begin{aligned} C(V^\dagger U V) &= C(U); \\ C(U_1 \otimes U_2) &\leq C(U_1) + C(U_2); \\ C(U_1 U_2) &\leq C(U_1) + C(U_2); \end{aligned} \quad (\text{B1})$$

where V is any unitary operator. The first equality is obvious from the definition; the second inequality can be easily verified using the formula $C(U) = \frac{\theta_{\max} - \theta_{\min}}{2}$ when $\theta_{\max} - \theta_{\min} \leq \pi$, the equality is saturated when $C(U_1) + C(U_2) \leq \frac{\pi}{2}$; proof of the third inequality can be found in [47, 48].

It is obvious that $\Theta_{QC}(U, U) = 0$ and $\Theta_{QC}(U_1, U_2) = \Theta_{QC}(U_2, U_1) > 0$ if $U_1 \neq U_2$. And since

$$\begin{aligned} \Theta_{QC}(U_1, U_3) &= C(U_1^\dagger U_3) \\ &= C(U_1^\dagger U_2 U_2^\dagger U_3) \\ &\leq C(U_1^\dagger U_2) + C(U_2^\dagger U_3) \\ &= \Theta_{QC}(U_1, U_2) + \Theta_{QC}(U_2, U_3). \end{aligned} \quad (\text{B2})$$

where for the inequality we have used the property that $C(U_1 U_2) \leq C(U_1) + C(U_2)$. This shows that $\Theta_{QC}(U_1, U_2)$ is a metric on unitary operators.

For two general channels, $\Theta_{QC}(K_1, K_2) = \min_{U_{ES1}} \Theta_{QC}(U_{ES1}, U_{ES2}) = \min_{U_{ES2}} \Theta_{QC}(U_{ES1}, U_{ES2})$ where U_{ES1} and U_{ES2} are unitary extensions for K_1 and K_2 respectively. It is easy to see that $\Theta_{QC}(K_1, K_2) = \Theta_{QC}(K_2, K_1) \geq 0$

and the equality is saturated only when $K_1 = K_2$. We show that Θ_{QC} also satisfies the triangular inequality as

$$\begin{aligned}
& \Theta_{QC}(K_1, K_3) \\
&= \min_{U_{ES1}} \Theta_{QC}(U_{ES1}, U_{ES3}) \\
&= \min_{U_{ES1}} C(U_{ES1}^\dagger U_{ES3}) \\
&= \min_{U_{ES1}} C(U_{ES1}^\dagger U_{ES2} U_{ES2}^\dagger U_{ES3}) \\
&\leq \min_{U_{ES1}} [C(U_{ES1}^\dagger U_{ES2}) + C(U_{ES2}^\dagger U_{ES3})]
\end{aligned} \tag{B3}$$

the last inequality is valid for any U_{ES2} , specially we can choose the U_{ES2} which minimizes $C(U_{ES2}^\dagger U_{ES3})$, thus

$$\begin{aligned}
\Theta_{QC}(K_1, K_3) &\leq \min_{U_{ES1}} C(U_{ES1}^\dagger U_{ES2}) + \Theta_{QC}(K_2, K_3) \\
&= \Theta_{QC}(K_1, K_2) + \Theta_{QC}(K_2, K_3).
\end{aligned} \tag{B4}$$

$\Theta_{QC}(K_1, K_2)$ thus defines a metric on the space of quantum channels.

Appendix C: Upper bound of the distance with N parallel channels

Given two quantum channels, $K_1(\rho_S) = \sum_{i=1}^q F_{1i} \rho_S F_{1i}^\dagger$ and $K_2(\rho_S) = \sum_{i=1}^q F_{2i} \rho_S F_{2i}^\dagger$, by appending $p-q$ zero Kraus operators, we have the Kraus operators for K_1 and K_2 as $\{F_{11}, F_{12}, \dots, F_{1q}, 0, \dots, 0\}$ and $\{F_{21}, F_{22}, \dots, F_{2q}, 0, \dots, 0\}$ respectively. All the equivalent Kraus operators for K_1 and K_2 can be represented as $\tilde{F}_{1i} = \sum_k u_{ik} F_{1k}$ and $\tilde{F}_{2i} = \sum_k v_{ik} F_{2k}$ where u_{ik} and v_{ik} are entries of $U, V \in U(p)$ respectively, here $1 \leq i \leq p$.

With N channels in parallel, one representation of the Kraus operators for $K_1^{\otimes N}$ can be written as $\tilde{F}_{1i_1, 1i_2, \dots, 1i_N} = \tilde{F}_{1i_1}^{(1)} \otimes \tilde{F}_{1i_2}^{(2)} \otimes \dots \otimes \tilde{F}_{1i_N}^{(N)}$, similarly for $K_2^{\otimes N}$ we have $\tilde{F}_{2i_1, 2i_2, \dots, 2i_N} = \tilde{F}_{2i_1}^{(1)} \otimes \tilde{F}_{2i_2}^{(2)} \otimes \dots \otimes \tilde{F}_{2i_N}^{(N)}$, where $\tilde{F}_{1i_l}^{(l)} = \sum_{k=1}^p u_{ik} F_{1k}$ are one Kraus operators of the l -th channel of $K_1^{\otimes N}$, similarly $\tilde{F}_{2i_l}^{(l)} = \sum_{k=1}^p v_{ik} F_{2k}$ are one Kraus operators of the l -th channel of $K_2^{\otimes N}$. As $\{\tilde{F}_{1i_1, 1i_2, \dots, 1i_N}\}$ and $\{\tilde{F}_{2i_1, 2i_2, \dots, 2i_N}\}$ are just one particular Kraus representation of $K_1^{\otimes N}$ and $K_2^{\otimes N}$ respectively, we then have

$$2 - 2 \cos \Theta_{QC}(K_1^{\otimes N}, K_2^{\otimes N}) \leq \left\| \sum_{i_1, i_2, \dots, i_N} (\tilde{F}_{1i_1, 1i_2, \dots, 1i_N} - \tilde{F}_{2i_1, 2i_2, \dots, 2i_N})^\dagger (\tilde{F}_{1i_1, 1i_2, \dots, 1i_N} - \tilde{F}_{2i_1, 2i_2, \dots, 2i_N}) \right\|,$$

since

$$\begin{aligned}
& \tilde{F}_{1i_1, 1i_2, \dots, 1i_N} - \tilde{F}_{2i_1, 2i_2, \dots, 2i_N} \\
&= \tilde{F}_{1i_1}^{(1)} \otimes \tilde{F}_{1i_2}^{(2)} \otimes \dots \otimes \tilde{F}_{1i_N}^{(N)} - \tilde{F}_{2i_1}^{(1)} \otimes \tilde{F}_{2i_2}^{(2)} \otimes \dots \otimes \tilde{F}_{2i_N}^{(N)} \\
&= (\tilde{F}_{1i_1}^{(1)} - \tilde{F}_{2i_1}^{(1)}) \otimes \tilde{F}_{1i_2}^{(2)} \otimes \dots \otimes \tilde{F}_{1i_N}^{(N)} + \tilde{F}_{2i_1}^{(1)} \otimes [\tilde{F}_{1i_2}^{(2)} \otimes \dots \otimes \tilde{F}_{1i_N}^{(N)} - \tilde{F}_{2i_2}^{(2)} \otimes \dots \otimes \tilde{F}_{2i_N}^{(N)}],
\end{aligned} \tag{C1}$$

by induction it is then easy to get that

$$\begin{aligned}
& \tilde{F}_{1i_1, 1i_2, \dots, 1i_N} - \tilde{F}_{2i_1, 2i_2, \dots, 2i_N} \\
&= (\tilde{F}_{1i_1}^{(1)} - \tilde{F}_{2i_1}^{(1)}) \otimes \tilde{F}_{1i_2}^{(2)} \otimes \dots \otimes \tilde{F}_{1i_N}^{(N)} \\
&\quad + \tilde{F}_{2i_1}^{(1)} \otimes (\tilde{F}_{1i_2}^{(2)} - \tilde{F}_{2i_2}^{(2)}) \otimes \tilde{F}_{1i_3}^{(3)} \otimes \dots \otimes \tilde{F}_{1i_N}^{(N)} \\
&\quad + \tilde{F}_{2i_1}^{(1)} \otimes \tilde{F}_{2i_2}^{(2)} \otimes (\tilde{F}_{1i_3}^{(3)} - \tilde{F}_{2i_3}^{(3)}) \otimes \dots \otimes \tilde{F}_{1i_N}^{(N)} \\
&\quad \vdots \\
&\quad + \tilde{F}_{2i_1}^{(1)} \otimes \tilde{F}_{2i_2}^{(2)} \otimes \dots \otimes (\tilde{F}_{1i_N}^{(N)} - \tilde{F}_{2i_N}^{(N)}).
\end{aligned} \tag{C2}$$

Thus

$$\begin{aligned}
& \sum_{i_1, i_2, \dots, i_N} (\tilde{F}_{1i_1, 1i_2, \dots, 1i_N} - \tilde{F}_{2i_1, 2i_2, \dots, 2i_N})^\dagger (\tilde{F}_{1i_1, 1i_2, \dots, 1i_N} - \tilde{F}_{2i_1, 2i_2, \dots, 2i_N}) \\
&= \sum_{l=1}^N I \otimes I \otimes \dots \otimes \left[\sum_{i_l} (\tilde{F}_{1i_l}^{(l)} - \tilde{F}_{2i_l}^{(l)})^\dagger (\tilde{F}_{1i_l}^{(l)} - \tilde{F}_{2i_l}^{(l)}) \right] \otimes I \otimes \dots \otimes I \\
&\quad + \sum_{l_2=1}^N \sum_{l_1=1}^{l_2-1} [I \otimes \dots \otimes [\sum_{i_{l_1}} (\tilde{F}_{1i_{l_1}}^{(l_1)} - \tilde{F}_{2i_{l_1}}^{(l_1)})^\dagger (\tilde{F}_{1i_{l_1}}^{(l_1)} - \tilde{F}_{2i_{l_1}}^{(l_1)})] \otimes \dots \otimes [\sum_{i_{l_2}} \tilde{F}_{1i_{l_2}}^{(l_2)\dagger} (\tilde{F}_{1i_{l_2}}^{(l_2)} - \tilde{F}_{2i_{l_2}}^{(l_2)})] \otimes \dots \otimes I + h.c] \quad (C3) \\
&= \sum_{l=1}^N I \otimes I \otimes \dots \otimes (2I - K_W - K_W^\dagger) \otimes I \otimes \dots \otimes I \\
&\quad + \sum_{l_2=1}^N \sum_{l_1=1}^{l_2-1} [I \otimes \dots \otimes (K_W - I) \otimes \dots \otimes (I - K_W^\dagger) \otimes \dots \otimes I + h.c].
\end{aligned}$$

here again W is the first $q \times q$ block of $U^\dagger V$ and $K_W = \sum_{i=1}^q \sum_{j=1}^q w_{ij} F_{1i}^\dagger F_{2j}$ with w_{ij} as the ij -th entry of W . We then have

$$\begin{aligned}
& 2 - 2 \cos \Theta_{QC}(K_1^{\otimes N}, K_2^{\otimes N}) \\
& \leq \left\| \sum_{i_1, i_2, \dots, i_N} (\tilde{F}_{1i_1, 1i_2, \dots, 1i_N} - \tilde{F}_{2i_1, 2i_2, \dots, 2i_N})^\dagger (\tilde{F}_{1i_1, 1i_2, \dots, 1i_N} - \tilde{F}_{2i_1, 2i_2, \dots, 2i_N}) \right\| \quad (C4) \\
& \leq N \|2I - K_W - K_W^\dagger\| + N(N-1) \|I - K_W\|^2.
\end{aligned}$$

-
- [1] C. A. Fuchs and C. M. Caves, Phys. Rev. Lett. **73**, 3047 (1994), URL <http://link.aps.org/doi/10.1103/PhysRevLett.73.3047>.
 - [2] R. Jozsa, Journal of Modern Optics **41**, 2315 (1994), <http://dx.doi.org/10.1080/09500349414552171>, URL <http://dx.doi.org/10.1080/09500349414552171>.
 - [3] C. A. Fuchs, arXiv pp. quant-ph/9601020 (1996).
 - [4] S. L. Braunstein and C. M. Caves, Phys. Rev. Lett. **72**, 3439 (1994), URL <http://link.aps.org/doi/10.1103/PhysRevLett.72.3439>.
 - [5] B. Schumacher, Phys. Rev. A **54**, 2614 (1996), URL <http://link.aps.org/doi/10.1103/PhysRevA.54.2614>.
 - [6] K. Surmacz, J. Nunn, F. C. Waldermann, Z. Wang, I. A. Walmsley, and D. Jaksch, Phys. Rev. A **74**, 050302 (2006), URL <http://link.aps.org/doi/10.1103/PhysRevA.74.050302>.
 - [7] S.-J. Gu, Int. J. Mod. Phys. B **24**, 4371 (2010).
 - [8] H. Barnum, E. Knill, and M. A. Nielsen, IEEE Trans. Info. Theor. **46**, 1317 (2000), quant-ph/9809010.
 - [9] A. Kitaev, Russian Mathematical Surveys **52**, 1191 (1997), URL http://www.turpion.org/php/paper.phtml?journal_id=rm&paper_id=2155.
 - [10] A. Y. Kitaev, A. H. Shen, and M. N. Vyalys, *Classical and Quantum Computation* (American Mathematical Society, Boston, MA, USA, 2002), ISBN 0821832298.
 - [11] J. Watrous, arXiv p. 0901.4709 (2009).
 - [12] A. Gilchrist, N. K. Langford, and M. A. Nielsen, Phys. Rev. A **71**, 062310 (2005), URL <http://link.aps.org/doi/10.1103/PhysRevA.71.062310>.
 - [13] V. P. Belavkin, G. M. D'Ariano, and M. Raginsky, J. Mathematical Physics **46**, 062106 (2005).
 - [14] H. F. Chau, Quant. Inf. Comput. **11**, 0721 (2011).
 - [15] C.-H. F. Fung and H. F. Chau, Phys. Rev. A **88**, 012307 (2013), URL <http://link.aps.org/doi/10.1103/PhysRevA.88.012307>.
 - [16] C.-H. F. Fung and H. F. Chau, Phys. Rev. A **90**, 022333 (2014), URL <http://link.aps.org/doi/10.1103/PhysRevA.90.022333>.
 - [17] A. Acin, Phys. Rev. Lett. **87**, 177901 (2001), URL <http://link.aps.org/doi/10.1103/PhysRevLett.87.177901>.
 - [18] H. Yuan and C.-H. F. Fung, to appear in npj Quantum Information (2017).
 - [19] C. A. Fuchs and J. van de Graaf, IEEE Trans. Inf. Theory **45**, 1216 (1999).
 - [20] Maxim Raginsky, Physics Letters A, **290**, 11-18 (2001).
 - [21] G. M. D'Ariano, P. Lo Presti, and M. G. A. Paris, Phys. Rev. Lett. **87**, 270404 (2001), URL <http://link.aps.org/doi/10.1103/PhysRevLett.87.270404>.
 - [22] A. Uhlmann, Rep. Math. Phys. **9**, 273-279 (1976).
 - [23] H. Yuan and C.-H. F. Fung, arXiv p. 1506.01909 (2015).
 - [24] C. W. Helstrom, *Quantum Detection and Estimation Theory* (Academic Press, 1976).
 - [25] A. S. Holevo, *Probabilistic and Statistical Aspect of Quantum Theory* (North-Holland, 1982).
 - [26] H. Cramer, *Mathematical Methods of Statistics* (Princeton University, 1946).

- [27] C. R. B. Rao, *Calcutta Math. Soc.* **37**, 81 (1945).
- [28] S. L. Braunstein, C. M. Caves, and G. J. Milburn, *Annals of Physics* **247**, 135 (1996).
- [29] A. Fujiwara and H. Imai, *Journal of Physics A: Mathematical and Theoretical* **41**, 255304 (2008).
- [30] B. M. Escher, R. L. de Matos Filho, and L. Davidovich, *Nature Physics* **7**, 406 (2011).
- [31] M. Tsang, *New J. Phys.* **15**, 073005 (2013).
- [32] R. Demkowicz-Dobrzanski, J. Kolodynski, and M. Guta, *Nature Communications* **3**, 1063 (2012).
- [33] S. Knysh, V. N. Smelyanskiy, and G. A. Durkin, *Phys. Rev. A* **83**, 021804 (2011), URL <http://link.aps.org/doi/10.1103/PhysRevA.83.021804>.
- [34] S. Knysh, E. Chen, and G. Durkin, arXiv p. 1402.0495 (2014), URL <http://arxiv.org/abs/1402.0495>.
- [35] J. Kolodynski and R. Demkowicz-Dobrzanski, *New J. Phys.* **15**, 073043 (2013).
- [36] R. Demkowicz-Dobrzański and L. Maccone, *Phys. Rev. Lett.* **113**, 250801 (2014), URL <http://link.aps.org/doi/10.1103/PhysRevLett.113.250801>.
- [37] S. Alipour, M. Mehboudi, and A. T. Rezakhani, *Phys. Rev. Lett.* **112**, 120405 (2014), URL <http://link.aps.org/doi/10.1103/PhysRevLett.112.120405>.
- [38] R. Duan, Y. Feng, and M. Ying, *Phys. Rev. Lett.* **98**, 100503 (2007), URL <http://link.aps.org/doi/10.1103/PhysRevLett.98.100503>.
- [39] R. Duan, Y. Feng, and M. Ying, *Phys. Rev. Lett.* **100**, 020503 (2008), URL <http://link.aps.org/doi/10.1103/PhysRevLett.100.020503>.
- [40] C. Lu, J. Chen, and R. Duan, *Quantum Info. Comput.* **12**, 138 (2012), ISSN 1533-7146, URL <http://dl.acm.org/citation.cfm?id=2231036.2231045>.
- [41] G. Chiribella, G. M. D'Ariano, and P. Perinotti, *Phys. Rev. Lett.* **101**, 180501 (2008), URL <http://link.aps.org/doi/10.1103/PhysRevLett.101.180501>.
- [42] R. Duan, Y. Feng, and M. Ying, *Phys. Rev. Lett.* **103**, 210501 (2009), URL <http://link.aps.org/doi/10.1103/PhysRevLett.103.210501>.
- [43] A. W. Harrow, A. Hassidim, D. W. Leung, and J. Watrous, *Phys. Rev. A* **81**, 032339 (2010), URL <http://link.aps.org/doi/10.1103/PhysRevA.81.032339>.
- [44] M. Grant and S. Boyd (2011), URL <http://cvxr.com/cvx/>.
- [45] M.D. Choi, and C.K. Li, *J. Operator Theory.* **46**, 435 (2001).
- [46] C.-H. F. Fung, H. F. Chau, C.K. Li, and N.S. Sze, *Quantum Information and Computation* **15**, 0685-0693 (2015).
- [47] A. Childs, J. Preskill, and J. Renes. Quantum information and precision measurement. *Journal of Modern Optics*, 47(2-3):155–176, 2000.
- [48] H. Yuan, C.-H. F. Fung, *Phys. Rev. Lett.* **115**, 110401 (2015).