

# Analysis of $X$ Particle Spectra in Quarkonium Model

Jeong Hun Yang, Su Kyeong Lee, Eun-Joo Kim and Jong Bum Choi\*

*Division of Science Education and Institute of Science Education,*

*Chonbuk National University, Jeonju 561-756, Korea*

(Received 15 June 2015)

## Abstract

Three more  $X$  particles are established in the 2014 Particle Data compared with the 2012 ones. There are now five established  $X$  particles named as  $X(3872)$ ,  $X(3900)$ ,  $X(4260)$ ,  $X(4360)$ , and  $X(4660)$ . Since the first  $X$  particle  $X(3872)$  was discovered during the search for the remaining P charmonium states, it is valuable to check whether the established  $X$  particles can be explained by quarkonium model. In this paper, we try to calculate the mass spectra of charmonium system by considering spin-dependent forces deduced from one gluon exchange diagrams. The confining potential form is taken to be linear and the free parameters are determined by least squares method comparing the theoretical and the observed masses of charmonium states.

PACS numbers: 12.38.Bx, 12.40.Qq, 14.40.Gx

Keywords:  $X$  particles, charmonium states, spin-dependent forces

---

\*Electronic address: jbchoi@jbnu.ac.kr

## I. INTRODUCTION

The analysis of charmonium system motivated important steps to understand quantitatively the mechanism of quark confinement in various hadrons. The first approach was made by introducing confining potential to estimate the masses of excited states just after the discovery of  $J/\psi$  [1]. Because the charm quark was taken to be massive, nonrelativistic Schrödinger equation was applied to predict the excited states and the predictions turned out to be quite successful. Later the same formalism was used to calculate the detailed splittings of spectra in the more massive system of bottomonium. These successes lead to the consideration of spin splittings and a systematic derivation was possible with the introduction of one gluon exchange diagrams [2].

Although the spin splittings due to spin-spin, spin-orbit, and tensor forces have been calculated successfully, the form of confining potential has not been determined clearly and various models were tried to explain quarkonium spectra. The discrimination of different potential models can be carried out by comparing the spectral pattern of excited states but the observations of excited states with orbital angular momentum had been tedious processes analyzing every decaying channels between excited states. During these analyzing processes new states with somewhat peculiar aspects of decaying patterns have been observed and named as  $X$  particles [3].

In order to predict the energy levels of quarkonium states, we need to fix several parameters such as quark mass, strong coupling constant, and potential parameter. These parameters are usually taken to be independent from each other, however, they are interrelated through the exchanges of self-interacting gluons. The dynamical quark mass induced from the excited quarkonium states includes large gluonic contributions and the strong coupling constant  $\alpha_s$  varies according to the value of exchanged gluonic momentum [4], and the potential parameter represents just the effects of gluonic interactions. Because these problems are not resolved as yet from first principles, we have to fix these parameters by considering observed data and the most explicit data to be considered are the observed energy spectra. The analysis of  $X$  particles in this viewpoint is necessary and we will carry out this analysis in this paper.

In Sec.II, we will review the observational processes of  $X$  particles, and in Sec.III, charmonium states are calculated with spin-dependent forces. The calculated and the observed

$X$  particles are compared in Sec.IV and the final section is devoted to discussions.

## II. OBSERVED $X$ PARTICLES

The history of  $X$  particles is quite long. For example, in 1974 Meson Table we can find five states  $X(1430)$ ,  $X(1440)$ ,  $X(1690)$ ,  $X(1975)$ , and  $X(2500 - 3600)$ . All these states were unestablished at that time while only 21 meson states were accepted as established for isoscalar or isovector states. The state  $X(1430)$  was renamed as  $\eta(1430)$  when the naming scheme for mesons was changed in 1986. The change of naming scheme had been motivated by former papers [5] classifying meson states into radially and orbitally excited states of quark-antiquark bound system. In doing so the spin-dependences of the observed meson spectra played critical roles and it turned out that the magnitudes of spin splittings could not be easily accounted by perturbative calculations. A typical example is the mass difference between  $\pi(135)$  and  $\rho(770)$  which are taken to be the spin singlet and triplet states of isotriplet combination of up and down quarks. This example clearly shows the problem of definition of quark mass generating different viewpoints between current quark mass and constituent one. Another example of changed name was  $X(1440)$  and this state became  $\rho(1450)$  in 1988 Particle Data.

In 1988 Particle Data, we have another five states  $X(1700)$ ,  $X(1850)$ ,  $X(1935)$ ,  $X(2220)$ , and  $X(1900 - 3600)$  [6]. Of these  $X(1850)$  became  $\phi_3(1850)$  and  $X(2220)$  was changed into  $f_J(2220)$  in 2002 Particle Data just before the discovery of  $X(3872)$  in 2003. The state  $X(1700)$  was replaced by  $X(1600)$  and  $X(1935)$  became  $X(2000)$  in 2002 Particle Data [7] but both states disappeared after the discovery of  $X(3872)$ . The state  $X(1900 - 3600)$  existed in 1974 as  $X(2500 - 3600)$  which had mass range overlapping with 1S and 1P states of charmonium system. The narrowness of the widths of these charmonium states prevented them to be checked as independent states at that time and the extension of the mass range from 2500 MeV to 1900 MeV could be related to the appearance of charmed particles. Anyway only two  $X$  particles  $X(1600)$  and  $X(2000)$  remained in 2002 Particle Data, but the name  $X$  was assigned only to  $X(3872)$  after its discovery. In 2004 Particle Data, only one state  $X(3872)$  was named as  $X$  particle and the meaning of the assignment  $X$  had been changed into the designation for non-quarkonium state [8].

$X(3872)$  was discovered during the search for the 2P charmonium states and this state

had been established since 2006. In 2006 Particle Data [9], one component of 2P charmonium state  $\chi_{c2}$  had been tabulated also and it was necessary to check whether the other components could be detected independently from the observed  $X(3872)$ . These searches resulted in the report of  $Y(3940)$  and  $Y(4260)$ . Two years later,  $Y(3940)$  had been changed into  $X(3940)$  and  $Y(4260)$  became  $X(4260)$  [10]. The state  $Y(3940)$  had been found in the  $\omega J/\psi$  invariant mass distribution for exclusive B decays into  $K\omega J/\psi$  by Belle Collaboration [11]. But the state is still not established because of lack of confirmations by other experimental groups. On the other hand, the state  $Y(4260)$  was found by BaBar Collaboration in the invariant-mass spectrum of  $\pi^+\pi^- J/\psi$  through the study of initial-state radiation events [12]. This state had been established in the 2008 Particle Data.

Another state reported in 2006 Particle Data is  $X(1835)$ . This state was observed by BES Collaboration in the invariant mass spectrum of  $p\bar{p}$  pairs from radiative  $J/\psi$  decays [13]. The first suggestion to account for the decay channels was a  $p\bar{p}$  baryonium which could be a tetraquark generator. However, other possibilities such as pseudoscalar glueball or radial excitation of  $\eta'$  had been considered also but the state could not be established because other groups could not confirm the existence of it. Instead of confirmation of the same state, another state  $X(1840)$  had been added to the 2014 Particle Data [14].

In 2008 Particle Data, two new state  $X(3945)$  and  $X(4360)$  had been reported and the state  $Y(4260)$  was changed into the established  $X(4260)$ . The state  $X(3945)$  appeared in 2010 Particle Data [15] but disappeared after that.  $X(4360)$  stayed as unestablished state for several years and finally became established one in 2014 Particle Data. Similarly  $X(4660)$  appeared in 2010 Particle Data and became established state in 2014 Particle Data. In addition there appeared many  $X$  particles in 2010 Particle Data such as  $X(4050)$ ,  $X(4140)$ ,  $X(4160)$ ,  $X(4250)$ ,  $X(4350)$ , and  $X(4430)$ . These particles are not established as yet but the importance to analyze the spectra with respect to a given model is increased. In 2012 Particle Data [16], three more  $X$  particles  $X(3915)$ ,  $X(10610)$ , and  $X(10650)$  were added and the established state  $X(3915)$  was assigned to  $2P \chi_{c0}$  state. Finally, four more states  $X(1840)$ ,  $X(3823)$ ,  $X(3900)$ , and  $X(4020)$  were added to 2014 Particle Data and these are tabulated in Table 1 according to their appearance in Particle Data.

Table 1.  $X$  particle states reported in Particle Data.

(years)									
1974	1988	2002	2004	2006	2008	2010	2012	2014	
$X(1430)$									
$X(1440)$									
		$X(1600)$							
$X(1690)$									
	$X(1700)$								
				$X(1835)$	$X(1835)$	$X(1835)$	$X(1835)$	$X(1835)$	
	$X(1850)$								$X(1840)$
	$X(1935)$								
$X(1975)$									
		$X(2000)$							
	$X(2220)$								
$X(2500 - 3600)$	$X(1900 - 3600)$								
									$X(3823)$
			$X(3872)$	$*X(3872)$	$*X(3872)$	$*X(3872)$	$*X(3872)$	$*X(3872)$	$*X(3872)$
									$*X(3900)$
									$*X(3915)$
				$Y(3940)$	$X(3940)$	$X(3940)$	$X(3940)$	$X(3940)$	$X(3940)$
					$X(3945)$	$X(3945)$			
									$X(4020)$
						$X(4050)$	$X(4050)$	$X(4050)$	
						$X(4140)$	$X(4140)$	$X(4140)$	
						$X(4160)$	$X(4160)$	$X(4160)$	
						$X(4250)$	$X(4250)$	$X(4250)$	
				$Y(4260)$	$*X(4260)$	$*X(4260)$	$*X(4260)$	$*X(4260)$	
						$X(4350)$	$X(4350)$	$X(4350)$	
					$X(4360)$	$X(4360)$	$X(4360)$	$*X(4360)$	
						$X(4430)$	$X(4430)$	$X(4430)$	
						$X(4660)$	$X(4660)$	$*X(4660)$	
							$X(10610)$	$X(10610)$	
							$X(10650)$	$X(10650)$	

\* represents established states.

### III. CHARMONIUM STATES WITH SPIN-DEPENDENT FORCES

The quarkonium system composed of one quark-antiquark pair with masses  $m_1$  and  $m_2$  can be described by the equation

$$H\psi = E\psi , \quad (1)$$

where the Hamiltonian  $H$  can be split as

$$H = H_0 + \epsilon(r) + V_{SD} \quad (2)$$

with

$$H_0 = \sqrt{m_1^2 + \mathbf{p}_1^2} + \sqrt{m_2^2 + \mathbf{p}_2^2} . \quad (3)$$

The potential  $\epsilon(r)$  represents the spin-independent part and  $V_{SD}$  is the spin-dependent potential. By calculating relativistic propagator corrections in the Wilson loop formed by the quark-antiquark pair, we obtain [2]

$$\begin{aligned} V_{SD}(r) = & \frac{1}{2} \left( \frac{\mathbf{s}_1 \cdot \mathbf{L}}{m_1^2} + \frac{\mathbf{s}_2 \cdot \mathbf{L}}{m_2^2} \right) \left( \frac{1}{r} \frac{d\epsilon(r)}{dr} + \frac{2}{r} \frac{dV_1}{dr} \right) + \frac{1}{m_1 m_2} (\mathbf{s}_1 + \mathbf{s}_2) \cdot \mathbf{L} \frac{1}{r} \frac{dV_2}{dr} \\ & + \frac{1}{3m_1 m_2} (3\mathbf{s}_1 \cdot \hat{\mathbf{r}} \mathbf{s}_2 \cdot \hat{\mathbf{r}} - \mathbf{s}_1 \cdot \mathbf{s}_2) V_3(r) + \frac{1}{3m_1 m_2} \mathbf{s}_1 \cdot \mathbf{s}_2 V_4(r) \end{aligned} \quad (4)$$

with the potentials  $V_i$  defined by

$$\begin{aligned} T e^{-\epsilon(r)T} \frac{\mathbf{s}_1 \cdot \mathbf{L}}{m_1^2} \frac{1}{r} \frac{dV_1(r)}{dr} &= \frac{ig^2}{m_1^2} \int_0^T dt \int_0^T dt' (t' - t) \mathbf{s}_1 \cdot \langle \mathbf{B}(\mathbf{x}_1, t) \mathbf{E}(\mathbf{x}_1, t') \rangle \cdot \nabla(\mathbf{x}_1, 0) , \\ T e^{-\epsilon(r)T} \frac{\mathbf{s}_1 \cdot \mathbf{L}}{m_1 m_2} \frac{1}{r} \frac{dV_2(r)}{dr} &= -\frac{ig^2}{m_1 m_2} \int_0^T dt \int_0^T dt' \mathbf{s}_1 \cdot \langle \mathbf{B}(\mathbf{x}_1, t) t' \mathbf{E}(\mathbf{x}_2, t') \rangle \cdot \nabla(\mathbf{x}_2, T) , \\ T e^{-\epsilon(r)T} \frac{1}{m_1 m_2} \left[ (\mathbf{s}_1 \cdot \hat{\mathbf{r}} \mathbf{s}_2 \cdot \hat{\mathbf{r}} - \frac{1}{3} \mathbf{s}_1 \cdot \mathbf{s}_2) V_3(r) + \frac{1}{3} \mathbf{s}_1 \cdot \mathbf{s}_2 V_4(r) \right] \\ &= \frac{g^2}{m_1 m_2} \int_0^T dt \int_0^T dt' \langle \mathbf{s}_1 \cdot \mathbf{B}(\mathbf{x}_1, t) \mathbf{s}_2 \cdot \mathbf{B}(\mathbf{x}_2, t') \rangle . \end{aligned} \quad (5)$$

The expectation values are to be evaluated along the Wilson loop as

$$\langle \theta(x) \rangle \equiv \int [dA^\mu] Tr \left\{ P \left[ \exp \left( ig \oint_c dz_\mu A^\mu(z) \right) \theta(x) \right] \right\} e^{iS_{YM}} , \quad (6)$$

where  $P$  represents the path-ordered exponential, and the non-Abelian electric and magnetic fields  $\mathbf{E}$  and  $\mathbf{B}$  are given by

$$\begin{aligned} \mathbf{E} &= -\nabla A^0 - \dot{\mathbf{A}} - ig [\mathbf{A}, A^0] , \\ \mathbf{B} &= \nabla \times \mathbf{A} + ig \mathbf{A} \times \mathbf{A} \end{aligned} \quad (7)$$

in terms of the gluonic field  $A^\mu$ . The calculation of  $V_i$ 's can be carried out by estimating the gluonic correlation functions and because these correlation functions include nonperturbative

contributions we have to introduce some method to parametrize them. One method to calculate them is to use lattice QCD and there were attempts to estimate the correlations up to 0.6fm or so [17]. However, in order to check out whether the observed  $X$  particles can be assigned to quarkonium states or not it is better to use explicit form of confining potential and perturbative approximations to  $V_i$ 's. In this paper we will take

$$\epsilon(r) = \frac{r}{a^2} - \frac{4}{3}\alpha_s \frac{1}{r} + b \quad , \quad (8)$$

and perturbative results are

$$\begin{aligned} \frac{1}{r} \frac{dV_2(r)}{dr} &= \frac{4}{3}\alpha_s \frac{1}{r^3} \quad , \\ V_3(r) &= \frac{4}{3}\alpha_s \frac{3}{r^3} \quad , \\ V_4(r) &= \frac{4}{3}\alpha_s 8\pi\delta(\mathbf{r}) \quad . \end{aligned} \quad (9)$$

The form of  $V_1(r)$  is fixed by the well-known relation [18]

$$\epsilon(r) = V_2(r) - V_1(r) \quad . \quad (10)$$

Then the spin-dependent potential becomes

$$\begin{aligned} V_{SD}(r) &= \frac{1}{2} \left( \frac{\mathbf{s}_1 \cdot \mathbf{L}}{m_1^2} + \frac{\mathbf{s}_2 \cdot \mathbf{L}}{m_2^2} \right) \left( -\frac{1}{a^2 r} + \frac{4}{3}\alpha_s \frac{1}{r^3} \right) + \frac{4}{3}\alpha_s \frac{1}{m_1 m_2} (\mathbf{s}_1 + \mathbf{s}_2) \cdot \mathbf{L} \frac{1}{r^3} \\ &+ \frac{4}{3}\alpha_s \frac{1}{m_1 m_2} (3\mathbf{s}_1 \cdot \hat{\mathbf{r}} \mathbf{s}_2 \cdot \hat{\mathbf{r}} - \mathbf{s}_1 \cdot \mathbf{s}_2) \frac{1}{r^3} + \frac{2}{3m_1 m_2} \mathbf{s}_1 \cdot \mathbf{s}_2 \frac{4}{3}\alpha_s 4\pi\delta(\mathbf{r}) \quad . \end{aligned} \quad (11)$$

In order to solve the Eq.(1), we have to expand the square root operators in Eq.(3) by introducing the expansion parameter  $M$

$$M = \sqrt{\langle \mathbf{p}_i^2 \rangle + m_i^2} \quad (12)$$

including the momentum expectation value.  $M$  is called the effective mass and we get

$$\sqrt{\mathbf{p}_i^2 + m_i^2} \cong \frac{M}{2} + \frac{m_i^2}{2M} + \frac{\mathbf{p}_i^2}{2M} \quad , \quad (13)$$

and the Eq.(1) can be reduced to Schrödinger-like equation. But now the singular behaviors in  $\frac{1}{r^3}$  potential and  $\delta(\mathbf{r})$  have to be modified in some way and we adopt the slight change in  $\frac{1}{r^3}$  as  $\frac{1}{(r+r_q)^3}$  and the  $\delta(\mathbf{r})$  is replaced by

$$\delta(\mathbf{r}) = \frac{1}{r_0^3} e^{-\frac{\pi r^2}{r_0^2}} \quad . \quad (14)$$

For the system of charmonium states, we can take  $m_1 = m_2$  and the effective masses are changed from state to state. However, in order to check whether the  $X$  particles can be assigned to charmonium states it is better to reduce the number of parameters, and so we will take a typical effective mass by comparing observed masses with calculated masses. The comparison is carried out by least squares method with variation of parameters. The values of  $r_q$  and  $r_0$  turn out to be not so much affective to the energy spectra and therefore we will fix these values as 0.01 and 1.0 GeV<sup>-1</sup>. The parameter  $b$  is determined by fitting the energy eigenvalue of  $1^3S_1$  state to the observed mass of  $J/\psi$ . Then the remaining three parameters are charm quark mass  $m$ , potential parameter  $a$ , and strong coupling constant  $\alpha_s$ . These parameters are fully varied to find the best fit to the observed charmonium spectra. For the fixing of parameter values, we used 10 ( $c\bar{c}$ ) states definitely assigned to each spin-orbit states of charmonium in the 2014 Particle Data. The states are listed in Table 2.

Table 2. 10 ( $c\bar{c}$ ) states definitely assigned to each spin-orbit states of charmonium in the 2014 Particle Data.

Name	$I^G(J^{PC})$	Mass (MeV)	Spin-orbit states
$\eta_c(1S)$	$0^+(0^{-+})$	2983.6	$1^1S_0$
$J/\psi(1S)$	$0^-(1^{--})$	3096.916	$1^3S_1$
$\chi_{c0}(1P)$	$0^+(0^{++})$	3414.75	$1^3P_0$
$\chi_{c1}(1P)$	$0^+(1^{++})$	3510.66	$1^3P_1$
$h_c(1P)$	$?^?(1^{+-})$	3525.38	$1^1P_1$
$\chi_{c2}(1P)$	$0^+(2^{++})$	3556.2	$1^3P_2$
$\eta_c(2S)$	$0^+(0^{-+})$	3639.4	$2^1S_0$
$\psi(2S)$	$0^-(1^{--})$	3686.109	$2^3S_1$
$\chi_{c0}(2P)$	$0^+(0^{++})$	3918.4	$2^3P_0$
$\chi_{c2}(2P)$	$0^+(2^{++})$	3927.2	$2^3P_2$

The three parameters are determined by finding out the least value of

$$\Delta M = \left[ \frac{1}{N} \sum_i (E_i^{cal} - E_i^{obs})^2 \right]^{\frac{1}{2}}, \quad (15)$$

where  $E_i^{cal}$  are the calculated masses of charmonium states and  $E_i^{obs}$  are the observed masses.  $N$  is the number of states used to calculate  $\Delta M$  and for the fixing of parameters we have chosen  $N = 10$ . The variations of  $\Delta M$  with respect to each parameter are shown in Fig.1, Fig.2, and Fig.3. The least value of  $\Delta M$  is

$$\Delta M = 36.715 \text{ MeV} \quad (16)$$



with the parameter values

$$m = 4.3 \text{ GeV}, \quad a = 2.0 \text{ GeV}^{-1}, \quad \alpha_s = 0.28 . \quad (17)$$

With the determined parameters we can calculate the masses of charmonium states as in Table 3.

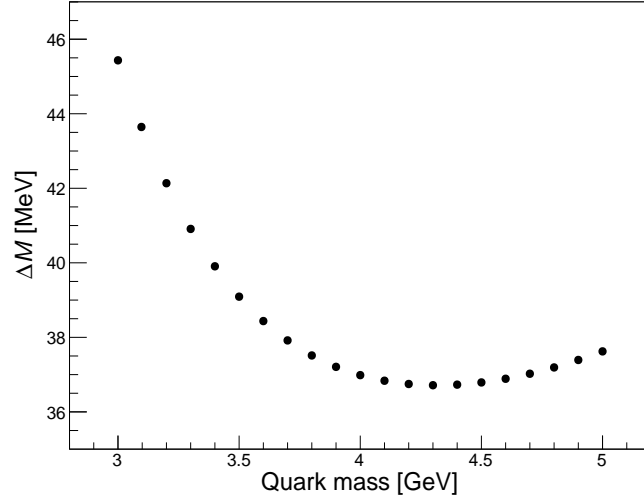


Fig. 1. The variation of  $\Delta M$  with respect to  $m$ .

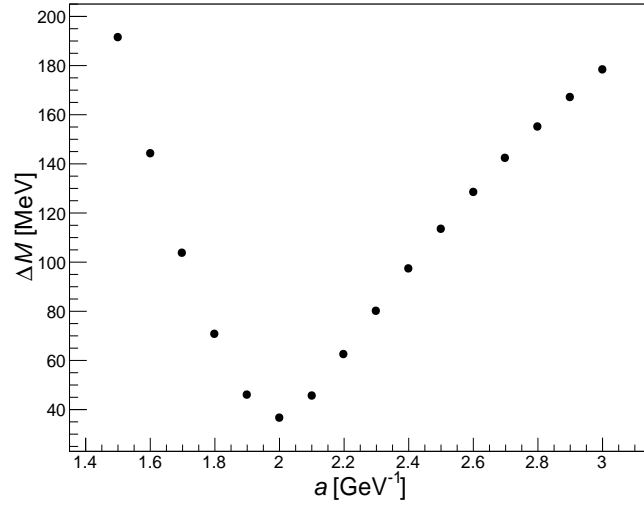


Fig. 2. The variation of  $\Delta M$  with respect to  $a$ .

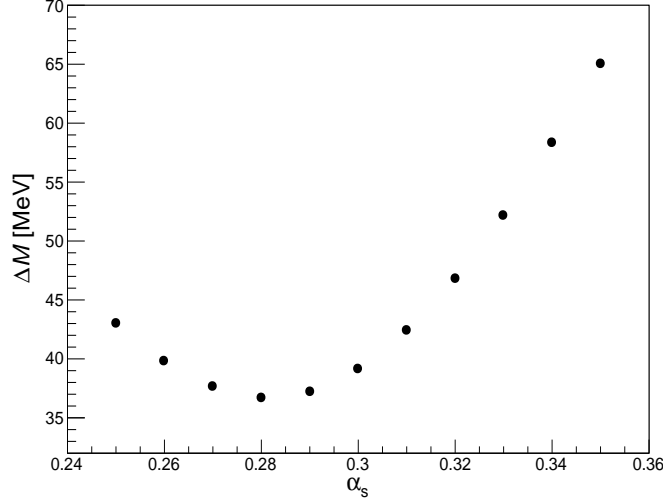


Fig. 3. The variation of  $\Delta M$  with respect to  $\alpha_s$ .

#### IV. COMPARISON OF OBSERVED STATES WITH CALCULATED RESULTS

There are 9 more established states that can be assigned to charmonium states if possible. They are listed in Table 4 with possible assignments. In order to check whether one observed state can be assigned to some charmonium state or not, it is valuable to calculate  $\Delta M$  with inclusion of that state to the list of fixed states in Table 2. Of course there should not be overlapping of states, and therefore  $\psi(3770)$  cannot be assigned to  $2\ ^3S_1$  state because of  $\psi(2S)$  and  $X(3900)^\pm$  has to be excluded from  $2\ ^3P_0$  and  $2\ ^3P_2$  states because of  $\chi_{c0}(2P)$  and  $\chi_{c2}(2P)$ . Now we can calculate the least square difference  $\Delta M$  for each inclusion of observed state and the results are shown in Table 5. Since the  $\Delta M$  for the 10 fixed states is 36.715 MeV, it seems to be appropriate to take the upper limit of 50 MeV to discriminate the assignments. Then  $\psi(4160)$  cannot be assigned to  $3\ ^3S_1$  state and  $X(4260)$  is excluded from any assignment to charmonium states. Now except for  $X(3872)$  the remaining states have two possible  $(c\bar{c})$  assignments and we try to find out the best assignment by considering each combination of possible assignments. Firstly, the state  $X(4660)$  can be assigned to  $5\ ^3S_1$  and  $4\ ^3D_1$  states and we can compare these assignments by calculating  $\Delta M$ . Because the state  $X(3872)$  can be overlapped on  $2\ ^3P_1$  state with  $X(3900)^\pm$ , we will consider these states later and the first comparison is carried out with only  $\psi(3770)$  fixed at  $1\ ^3D_1$  state. The results are shown in the first two rows of Table 6. It turns out that  $X(4660)$  is better suited to  $5\ ^3S_1$  than  $4\ ^3D_1$ , so we can fix  $X(4660)$  as  $5\ ^3S_1$  ( $c\bar{c}$ ) state. The next comparison

Table 3. The caculated masses of  $c\bar{c}$  states with  $m = 4.3$  GeV,  $a = 2.0$  GeV $^{-1}$ ,  $\alpha_s = 0.28$ .

n	states	Energy (MeV)	n	states	Energy (MeV)	n	states	Energy (MeV)	n	states	Energy (MeV)
1	$^1S_0$	3069.289	2	$^3P_0$	3861.784	1	$^3D_1$	3758.536	1	$^3F_3$	4013.832
2	$^1S_0$	3658.608	3	$^3P_0$	4211.973	2	$^3D_1$	4119.056	2	$^3F_3$	4341.675
3	$^1S_0$	4063.475	4	$^3P_0$	4522.449	3	$^3D_1$	4436.514	3	$^3F_3$	4638.590
4	$^1S_0$	4402.871	5	$^3P_0$	4806.507	4	$^3D_1$	4725.683	1	$^3F_4$	4054.074
5	$^1S_0$	4705.338	1	$^3P_1$	3502.678	1	$^3D_2$	3787.032	2	$^3F_4$	4382.869
6	$^1S_0$	4983.034	2	$^3P_1$	3921.409	2	$^3D_2$	4148.184	3	$^3F_4$	4680.448
1	$^3S_1$	3096.916	3	$^3P_1$	4269.803	3	$^3D_2$	4466.071	1	$^1G_4$	4223.334
2	$^3S_1$	3670.321	4	$^3P_1$	4578.827	4	$^3D_2$	4755.562	2	$^1G_4$	4528.210
3	$^3S_1$	4071.601	5	$^3P_1$	4861.634	1	$^3D_3$	3823.186	1	$^3G_3$	4175.334
4	$^3S_1$	4409.295	1	$^3P_2$	3549.774	2	$^3D_3$	4185.077	2	$^3G_3$	4479.266
5	$^3S_1$	4710.737	2	$^3P_2$	3966.525	3	$^3D_3$	4503.443	1	$^3G_4$	4214.091
6	$^3S_1$	4987.737	3	$^3P_2$	4314.022	4	$^3D_3$	4793.273	2	$^3G_4$	4518.777
1	$^1P_1$	3526.129	4	$^3P_2$	4622.503	1	$^1F_3$	4023.559	1	$^3G_5$	4261.390
2	$^1P_1$	3944.129	5	$^3P_2$	4904.928	2	$^1F_3$	4351.657	2	$^3G_5$	4566.997
3	$^1P_1$	4292.203	1	$^1D_2$	3798.540	3	$^1F_3$	4648.749	1	$^1G_5$	4406.616
4	$^1P_1$	4601.036	2	$^1D_2$	4159.998	1	$^3F_2$	3981.946	1	$^3G_4$	4350.730
5	$^1P_1$	4883.709	3	$^1D_2$	4478.081	2	$^3F_2$	4309.036	1	$^3G_5$	4397.523
1	$^3P_0$	3440.481	4	$^1D_2$	4767.712	3	$^3F_2$	4605.420	1	$^3G_6$	4452.983

Table 4. 9 states that can be assigned to  $c\bar{c}$  states.

Name	$I^G(J^{PC})$	Mass(MeV)	Possible ( $c\bar{c}$ ) states
$\psi(3770)$	$0^-(1^{--})$	3773.15	$2\ ^3S_1, 1\ ^3D_1$
$X(3872)$	$0^+(1^{++})$	3871.69	$2\ ^3P_1$
$X(3900)^\pm$	$?(1^+)$	3888.7	$2\ ^1P_1, 2\ ^3P_0, 2\ ^3P_1, 2\ ^3P_2$
$\psi(4040)$	$0^-(1^{--})$	$4039 \pm 1$	$2\ ^3D_1, 3\ ^3S_1$
$\psi(4160)$	$0^-(1^{--})$	$4191 \pm 5$	$2\ ^3D_1, 3\ ^3S_1$
$X(4260)$	$?^?(1^{--})$	$4251 \pm 9$	$2\ ^3D_1, 3\ ^3S_1, 3\ ^3D_1, 4\ ^3S_1$
$X(4360)$	$?^?(1^{--})$	$4361 \pm 13$	$3\ ^3D_1, 4\ ^3S_1$
$\psi(4415)$	$0^-(1^{--})$	$4421 \pm 4$	$3\ ^3D_1, 4\ ^3S_1$
$X(4660)$	$?^?(1^{--})$	$4664 \pm 12$	$4\ ^3D_1, 5\ ^3S_1$

is the assignments of  $3\ ^3S_1$  and  $2\ ^3D_1$  states to  $\psi(4040)$  and  $\psi(4160)$ . These two cases are compared in the third and the forth rows of Table 6. The case of  $3\ ^3S_1$  to  $\psi(4160)$  and  $2\ ^3D_1$  to  $\psi(4040)$  is excluded because  $\Delta M$  exceeds 50 MeV. Therefore we can now fix  $\psi(4040)$  to  $3\ ^3S_1$  state and  $\psi(4160)$  to  $2\ ^3D_1$  state. Another comparison is between the assignments of  $4\ ^3S_1$  and  $3\ ^3D_1$  states to  $X(4360)$  and  $\psi(4415)$ . These cases are classified

Table 5. Calculation of  $\Delta M$  of 9 states that be assigned to  $c\bar{c}$  states and assignment possibility

Name	Assigned state	$\Delta M(\text{MeV})$	Possibility
$\psi(3770)$	$1\ ^3D_1$	35.283	○
$X(3872)$	$2\ ^3P_1$	38.082	○
$X(3900)^\pm$	$2\ ^1P_1$	38.792	○
	$2\ ^3P_1$	36.370	○
$\psi(4040)$	$3\ ^3S_1$	36.361	○
	$2\ ^3D_1$	42.522	○
$\psi(4160)$	$3\ ^3S_1$	50.214	×
	$2\ ^3D_1$	41.183	○
$X(4260)$	$3\ ^3S_1$	64.431	×
	$4\ ^3S_1$	59.190	×
	$2\ ^3D_1$	52.992	×
	$3\ ^3D_1$	65.986	×
$X(4360)$	$4\ ^3S_1$	37.915	○
	$3\ ^3D_1$	41.760	○
$X(4415)$	$4\ ^3S_1$	35.184	○
	$3\ ^3D_1$	35.318	○
$X(4660)$	$5\ ^3S_1$	37.737	○
	$4\ ^3D_1$	39.640	○

Table 6. Combination of possible assignments and the calculation of  $\Delta M$

List	Charmonium states									$\Delta M$ (MeV)
	$3\ ^3S_1$	$4\ ^3S_1$	$5\ ^3S_1$	$2\ ^1P_1$	$2\ ^3P_1$	$1\ ^3D_1$	$2\ ^3D_1$	$3\ ^3D_1$	$4\ ^3D_1$	
1			$X(4660)$			$\psi(3770)$				36.376
2						$\psi(3770)$			$X(4660)$	38.187
3	$\psi(4040)$		$X(4660)$			$\psi(3770)$	$\psi(4160)$			39.746
4	$\psi(4160)$		$X(4660)$			$\psi(3770)$	$\psi(4040)$			51.090
5	$\psi(4040)$	$\psi(4415)$	$X(4660)$			$\psi(3770)$	$\psi(4160)$	$X(4360)$		41.800
6	$\psi(4040)$	$\psi(4415)$	$X(4660)$		$X(3872)$	$\psi(3770)$	$\psi(4160)$	$X(4360)$		42.307
7	$\psi(4040)$	$\psi(4415)$	$X(4660)$	$X(3900)^\pm$	$X(3872)$	$\psi(3770)$	$\psi(4160)$	$X(4360)$		43.141
8	$\psi(4040)$	$\psi(4415)$	$X(4660)$		$X(3900)^\pm$	$\psi(3770)$	$\psi(4160)$	$X(4360)$		41.321
9	$\psi(4040)$	$X(4360)$	$X(4660)$			$\psi(3770)$	$\psi(4160)$	$\psi(4415)$		39.283
10	$\psi(4040)$	$X(4360)$	$X(4660)$		$X(3872)$	$\psi(3770)$	$\psi(4160)$	$\psi(4415)$		39.972
11	$\psi(4040)$	$X(4360)$	$X(4660)$	$X(3900)^\pm$	$X(3872)$	$\psi(3770)$	$\psi(4160)$	$\psi(4415)$		40.984
12	$\psi(4040)$	$X(4360)$	$X(4660)$		$X(3900)^\pm$	$\psi(3770)$	$\psi(4160)$	$\psi(4415)$		38.927

according to the remaining assignments of  $2\ ^1P_1$  and  $2\ ^3P_1$  states to  $X(3900)^\pm$  and  $X(3872)$ . They are shown in the lower part of Table 6. It turns out that  $X(4360)$  is better suited

to  $4\ ^3S_1$  state and  $\psi(4415)$  is naturally assigned to  $3\ ^3D_1$  state. With these assignments the best fit to the observed states has  $\Delta M = 38.927$  MeV not so different from the value  $\Delta M = 36.715$  MeV with only 10 fixed states. The best fit includes  $X(3900)^\pm$  as  $2\ ^3P_1$  state and therefore  $X(3872)$  cannot be included in the spectra of charmonium states.

We analyzed only five established  $X$  particles. Of these five  $X$  particles, two  $X$  particle  $X(3872)$  and  $X(4260)$  turn out to be non- $(c\bar{c})$  states. However, there exist 18  $X$  particles in 2014 Particle Data and it seems impossible to explain them with quarkonium model. Other possibilities such as hybrid states or tetraquark states have to be considered to account for these observed states. In order to check whether the other  $X$  particles can be assigned to charmonium states or not, we need to repeat the above processes. But for the other unestablished  $X$  particles it may be sufficient to compare with the calculated spectra like in Table 3. Because we have obtained the best fit to the observed established states, it is necessary to recalculate the whole spectra with new parameters determined from the 17 states assigned to charmonium states. The new parameters are

$$m = 5.0\ \text{GeV}, \quad a = 2.0\ \text{GeV}^{-1}, \quad \alpha_s = 0.28, \quad (18)$$

and the calculated results are shown in Table 7.

## V. DISCUSSIONS

In this paper, we have calculated the energy spectra of charmonium system by determining the parameters with least squares method. The determined quark mass turns out to be very large compared with the current quark mass deduced from the electroweak interactions. The difference results from gluonic interactions that increase with higher excited energies. The effect of large dynamical mass appears as reduction of spin splittings as they are proportional to the inverse square of quark mass. Thus the largest difference between the calculated and the observed masses of  $\eta_c(1S)$  can be ascribed to the large quark mass determined to fit all the observed data. Moreover, for S-wave states, the probability of quark pair annihilation is not negligible and similar considerations lead to the introduction of vacuum condensate idea to predict the splittings between the triplet and the singlet states. The second state with large difference between the calculated and the observed masses is  $\psi(4160)$ . This state is assigned to  $2\ ^3D_1$  and it seems necessary to check the change of measured mass from the

Table 7. The calculated results with  $m = 5.0 \text{ GeV}$ ,  $a = 2.0 \text{ GeV}^{-1}$ ,  $\alpha_s = 0.28$ .

States	Theory (MeV)	$c\bar{c}$			States	Theory (MeV)	$c\bar{c}$		
		Name	Mass(MeV)	$I^G(J^{PC})$			Name	Mass(MeV)	$I^G(J^{PC})$
1 $^1S_0$	3072.704	$\eta_c(1S)$	2983.6	$0^+(0^{-+})$	2 $^1D_2$	4144.799	$\psi(4160)$	$4191 \pm 5$	$0^-(1^{--})$
1 $^3S_1$	3096.916	$J/\psi(1S)$	3096.916	$0^-(1^{--})$	2 $^3D_1$	4112.396			
2 $^1S_0$	3655.824	$\eta_c(2S)$	3639.4	$0^+(0^{-+})$	2 $^3D_2$	4135.587			
2 $^3S_1$	3665.211	$\psi(2S)$	3686.109	$0^-(1^{--})$	2 $^3D_3$	4164.523			
3 $^1S_0$	4047.043	$\psi(4040)$	$4039 \pm 1$	$0^-(1^{--})$	3 $^1D_2$	4449.003			
3 $^3S_1$	4053.409				3 $^3D_1$	4416.202	$\psi(4415)$	$4421 \pm 4$	$0^-(1^{--})$
4 $^1S_0$	4372.978				3 $^3D_2$	4439.656			
4 $^3S_1$	4377.961				3 $^3D_3$	4468.898			
5 $^1S_0$	4662.635				4 $^1D_2$	4725.639			
5 $^3S_1$	4666.803	$X(4660)$	$4664 \pm 12$	$?^?(1^{--})$	4 $^3D_1$	4692.543			
6 $^1S_0$	4928.151				4 $^3D_2$	4716.197			
6 $^3S_1$	4931.773				4 $^3D_3$	4745.657			
1 $^1P_1$	3532.609	$h_c(1P)$	3525.38	$?^?(1^{+-})$	1 $^1F_3$	4015.570			
1 $^3P_0$	3459.000	$\chi_{c0}(1P)$	3414.75	$0^+(0^{++})$	1 $^3F_2$	3983.757			
1 $^3P_1$	3512.699	$\chi_{c1}(1P)$	3510.66	$0^+(0^{++})$	1 $^3F_3$	4008.207			
1 $^3P_2$	3552.889	$\chi_{c2}(1P)$	3556.2	$0^+(2^{++})$	1 $^3F_4$	4038.824			
2 $^1P_1$	3935.717	$\chi_{c0}(2P)$	$3918.4$	$0^+(0^{++})$	2 $^1F_3$	4329.260			
2 $^3P_0$	3866.116				2 $^3F_2$	4296.696			
2 $^3P_1$	3916.802				2 $^3F_3$	4321.706			
2 $^3P_2$	3954.587				2 $^3F_4$	4353.035			
3 $^1P_1$	4269.587				3 $^1F_3$	4612.958			
3 $^3P_0$	4202.176	$X(3990)^\pm$	$3888.7$	$0^+(2^{++})$	3 $^3F_2$	4579.867			
3 $^3P_1$	4251.117				3 $^3F_3$	4605.269			
3 $^3P_2$	4287.814				3 $^3F_4$	4637.096			
4 $^1P_1$	4565.092				1 $^1G_4$	4207.537			
4 $^3P_0$	4499.221				1 $^3G_3$	4171.471			
4 $^3P_1$	4546.888	$\psi(3770)$	$3773.15$	$0^-(1^{--})$	1 $^3G_4$	4200.635			
4 $^3P_2$	4582.929				1 $^3G_5$	4236.089			
5 $^1P_1$	4835.191				2 $^1G_4$	4498.623			
5 $^3P_0$	4770.541				2 $^3G_3$	4461.832			
5 $^3P_1$	4817.173				2 $^3G_4$	4491.573			
5 $^3P_2$	4852.756				2 $^3G_5$	4527.735			
1 $^1D_2$	3798.327	$\psi(3770)$	$3773.15$	$0^-(1^{--})$	1 $^1H_5$	4383.196			
1 $^3D_1$	3766.507				1 $^3H_4$	4341.549			
1 $^3D_2$	3789.320				1 $^3H_5$	4376.447			
1 $^3D_3$	3817.792				1 $^3H_6$	4417.722			

value around 4160 MeV.

The main conclusion of this paper is that the two established  $X$  particle  $X(3872)$  and  $X(4260)$  cannot be assigned to charmonium states. As is well known from the time of discovery,  $X(3872)$  is considered to be a state of tetraquark. However, the calculation of energy states for 4-quark degree of freedom is not an easy one and the observed mass of  $X(3872)$  is not quite different from the mass of  $2\ ^3P_1$  charmonium state. In 2014 Particle Data,  $X(3900)^\pm$  state is established and stays nearer to  $2\ ^3P_1$  charmonium state than  $X(3872)$ , but it is possible for  $X(3900)^\pm$  to be assigned to  $2\ ^1P_1$  state and then  $X(3872)$  can be assigned to  $2\ ^3P_1$  charmonium state. Further study is needed by considering decay processes and state mixings to clarify the status of  $X(3872)$ . In contrast,  $X(4260)$  is clearly excluded from the assignments to charmonium states and therefore it is plausible to check the calculations of tetraquark states to accommodate  $X(4260)$ .

Another state to note is  $\chi_{c0}(2P)$ . This state was named as  $X(3915)$  in 2012 Particle Data and established immediately after its discovery. However, the difference between the observed mass and the calculated mass in Table 3 amounts to 56 MeV. It may be possible to assign  $X(3915)$  to  $2\ ^3P_0$  charmonium state but the significant difference between the calculated and the observed masses could be taken to indicate other possibilities. Other  $X$  particles not discussed in this paper are still unestablished and we need to confirm these states with more experiments. Peculiar examples are  $X(1835)$  and  $X(1840)$ . These states cannot be assigned to any charmonium state and it is open to question whether they can be accounted as tetraquark state or as even more complex combination of mesons and baryons. Two heavy  $X$  particles  $X(10610)$  and  $X(10650)$  are thought to be some states containing bottom quark and we need to analyze bottomonium system.

In summary, now there exist so many  $X$  particles that they cannot be accommodated as quarkonium states. Of course some  $X$  particles can be explained by quarkonium states but we need to introduce other possibilities such as tetraquark states, hybrids including gluonic degrees of freedom, and so on. In order to improve theoretical calculations, we need to rederive the form of gluon propagator in space-time coordinates to get rid of the divergence behavior at short distances. More systematic derivations of potential forms are also long-standing problems in strong interaction phenomena. Further establishments of more  $X$  particles may generate active researches on such subjects resulting in the quantitative understanding of strongly interacting bound systems.

## REFERENCES

- [1] E. Eichten *et al.*, Phys. Rev. Lett. **34**, 369(1975) ; J. S. Kang and H. J. Schnitzer, Phys. Rev. D**12**, 841(1975) ; *ibid.* D**12**, 2791(1975).
- [2] E. Eichten and F. Feinberg, Phys. Rev. D**23**, 2724(1981).
- [3] S. K. Choi *et al.*(Belle Collaboration), Phys. Rev. Lett. **91**, 262001(2003).
- [4] N. G. Hyun and J. B. Choi, J. Korean Phys. Soc. **28**, 20(1995) ; *ibid.* **28**, 671(1995).
- [5] J. B. Choi, Phys. Rev. D**31**, 201(1985) ; S. Godfrey and N. Isgur, Phys. Rev. D**32**, 189(1985).
- [6] G. P. Yost *et al.* (Particle Data Group), Phys. Lett. B**204**, 1(1988).
- [7] K. Hagiwara *et al.*(Particle Data Group), Phys. Rev. D**66**, 010001(2002).
- [8] S. Eidelman *et al.*(Particle Data Group), Phys. Lett. B**592**, 1(2004).
- [9] W. M. Yao *et al.*(Particle Data Group), J. Phys. G**33**, 1(2006).
- [10] C. Amsler *et al.*(Particle Data Group), Phys. Lett. B**667**, 1(2008).
- [11] S. K. Choi *et al.*(Belle Collaboration), Phys. Rev. Lett. **94**, 182002(2005).
- [12] B. Aubert *et al.*(BaBar Collaboration), Phys. Rev. Lett. **95**, 142001(2005).
- [13] J. Z. Bai *et al.*(BES Collaboraion), Phys. Rev. Lett. **91**, 022001(2003).
- [14] K. A. Olive *et al.*(Particle Data Group), Chinese Phys. C**38**, 090001(2014).
- [15] K. Nakamura *et al.*(Particle Data Group), J. Phys. G**37**, 075021(2010).
- [16] J. Beringer *et al.*(Particle Data Group), Phys. Rev. D**86**, 010001(2012).
- [17] Y. Koma and M. Koma, Nucl. Phys. B**769**, 79(2007).
- [18] D. Gromes, Z. Phys. C**22**, 265(1984).