

Analytic Boosted Boson Discrimination

Andrew J. Larkoski, Ian Mould, and Duff Neill

Center for Theoretical Physics, Massachusetts Institute of Technology, Cambridge, MA 02139, USA

E-mail: larkoski@mit.edu, ianmould@mit.edu, dneill@mit.edu

ABSTRACT: Observables which discriminate boosted topologies from massive QCD jets are of great importance for the success of the jet substructure program at the Large Hadron Collider. Such observables, while both widely and successfully used, have been studied almost exclusively with Monte Carlo simulations. In this paper we present the first all-orders factorization theorem for a two-prong discriminant based on a jet shape variable, D_2 , valid for both signal and background jets. Our factorization theorem simultaneously describes the production of both collinear and soft subjects, and we introduce a novel zero-bin procedure to correctly describe the transition region between these limits. By proving an all orders factorization theorem, we enable a systematically improvable description, and allow for precision comparisons between data, Monte Carlo, and first principles QCD calculations for jet substructure observables. Using our factorization theorem, we present numerical results for the discrimination of a boosted Z boson from massive QCD background jets. We compare our results with Monte Carlo predictions which allows for a detailed understanding of the extent to which these generators accurately describe the formation of two-prong QCD jets, and informs their usage in substructure analyses. Our calculation also provides considerable insight into the discrimination power and calculability of jet substructure observables in general.

Contents

1	Introduction	1
1.1	Overview of the Paper	4
2	Characterizing a Two-Prong Jet	6
2.1	Observable Definitions	7
2.2	Power Counting the $e_2^{(\alpha)}, e_2^{(\beta)}, e_3^{(\alpha)}$ Phase Space	7
2.2.1	Jet Mass Cuts	11
3	Factorization and Effective Field Theory Analysis	12
3.1	QCD Background	13
3.1.1	Collinear Subjects	13
3.1.2	Soft Subject	16
3.1.3	Soft Haze	20
3.1.4	Refactorization of the Global Soft Function	24
3.2	Boosted Boson Signal	25
4	A Factorization Friendly Two-Prong Discriminant	28
4.1	Defining D_2	28
4.2	Sudakov Safety of D_2	29
4.3	Fixed-Order D_2 Distributions with a Mass Cut	32
4.4	Merging Factorization Theorems	33
4.4.1	Merging Soft and Collinear Subjects	33
4.4.2	Matching Resolved to Unresolved Subjects	38
5	Numerical Results and Comparison with Monte Carlo	39
5.1	Comparison with Parton-Level Monte Carlo	39
5.2	Monte Carlos and Perturbative Scale Variation	42
5.3	Jet Radius Dependence	45
5.4	Jet Energy Dependence	47
5.5	Impact of Hadronization	50
5.6	Analytic Boosted Z Discrimination with D_2	59
5.7	Discrimination in the Two-Prong Regime	65
6	Looking Back at LEP	67
7	Looking Towards the LHC	72
8	Conclusions	74
A	Conventions and SCET Notation	76
B	One Loop Calculations of Collinear Subjects Functions	78

C	One Loop Calculations of Soft Subjet Functions	99
D	Soft Subjet Collinear Zero Bin	105
E	One Loop Calculations of Signal Factorization Theorem	106
F	Soft Haze Factorization Theorem	110
G	Summary of Canonical Scales	111
H	Renormalization Group Evolution of the Shape Function	115
I	Comparison of MC Generators for Single Emission Observables	116

1 Introduction

The last several years has seen a surge of interest in the field of jet substructure [1–4], both as an essential tool for extending new physics searches at the Large Hadron Collider (LHC) into the TeV energy regime, and as an important playground for improving our understanding of high energy QCD, both perturbative and non-perturbative. Of particular phenomenological interest are substructure observables that are sensitive to hard subjects within a jet. In the highly boosted regime, the hadronic decay products of electroweak-scale particles can become collimated and each appear as a jet in the detector. Unlike typical massive QCD jets, however, these boosted electroweak jets exhibit a multi-prong substructure that can be identified by the measurement of appropriate observables. Many such observables have been proposed and studied on LHC simulation or data [5–27] or used in new physics searches [28–40].

The vast majority of proposed jet substructure observables, however, have been analyzed exclusively within Monte Carlo simulation. While Monte Carlos play an essential role in the simulation of realistic hadron collision events, they can often obscure the underlying physics that governs the behavior of a particular observable. Additionally, it is challenging to disentangle perturbative physics from the tuning of non-perturbative physics so as to understand how to systematically improve the accuracy of the Monte Carlo. Recently, there has been an increasing number of analytical studies of jet substructure observables, including the calculation of the signal distribution for N -subjettiness to next-to-next-to-next-to-leading-log order [41], a fixed-order prediction for planar flow [42], calculations of groomed jet masses [43–46] and the jet profile/ shape [47–53] for both signal and background jets, an analytic understanding of jet charge [54, 55], predictions for fractional jet multiplicity [56], and calculations of the associated subjet rate [57]. Especially in the case of the groomed jet observables, analytic predictions informed the construction of more performant and easier to calculate observables. With the recent start of Run 2 of the LHC,

where the phase space for high energy jets only grows, it will be increasingly important to have analytical calculations to guide experimental understanding of jet dynamics.

It is well known that the measurement of observables on a jet can introduce ratios of hierarchical scales appearing in logarithms at every order in the perturbative expansion. Accurate predictions over all of phase space require resummation of these large logarithms to all orders in perturbation theory. While this resummation is well understood for simple observables such as the jet mass [58–62], where it has been performed to high accuracy, a similar level of analytic understanding has not yet been achieved for more complicated jet substructure observables. Jet substructure observables are typically sensitive to a multitude of scales, corresponding to characteristic features of the jet, resulting in a much more subtle procedure for resummation.

A ubiquitous feature of some of the most powerful observables used for identification of jet substructure is that they are formed from the ratio of infrared and collinear (IRC) safe observables. Examples of such observables include ratios of N -subjettiness variables [63, 64], ratios of energy correlation functions [65–67], or planar flow [68]. In general, ratios of IRC safe observables are not themselves IRC safe [69] and cannot be calculated to any fixed order in perturbative QCD. Nevertheless, it has been shown that these ratio observables are calculable in resummed perturbation theory and are therefore referred to as Sudakov safe [70–73]. Distributions of Sudakov safe observables can be calculated by appropriately marginalizing resummed multi-differential cross sections of IRC safe observables. An understanding of the factorization properties of multi-differential jet cross sections has been presented in Refs. [74–76] by identifying distinct factorization theorems in parametrically separated phase space regions defined by the measurements performed on the jet. Combining this understanding of multi-differential factorization with the required effective field theories, all ingredients are now available for analytic resummation and systematically improvable predictions.

As an explicit example, observables that resolve two-prong substructure are sensitive to both the scales characterizing the subjects as well as to the scales characterizing the full jet. A study of the resummation necessary for describing jets with a two-prong substructure was initiated in Ref. [77] which considered the region of phase space with two collinear subjects of comparable energy, and introduced an effective field theory description capturing all relevant scales of the problem. Recently, an effective field theory description for the region of two-prong jet phase space with a hard core and a soft, wide angle subjet was developed in Ref. [76], where it was applied to the resummation of non-global logarithms [78]. Combined, the collinear subjet and soft subjet factorization theorems allow for a complete description of the dominant dynamics of jets with two-prong substructure.

In this paper we will study the factorization and resummation of the jet substructure observable D_2 [66], a ratio-type observable formed from the energy correlation functions. We will give a detailed effective theory analysis using the language of soft-collinear effective theory (SCET) [79–82] in all regions of phase space required for the description of a one or two-prong jet, and will prove all-orders leading-power factorization theorems in each region. We will then use these factorization theorems to calculate the D_2 distribution for jets initiated by boosted hadronic decays of electroweak bosons or from light QCD partons

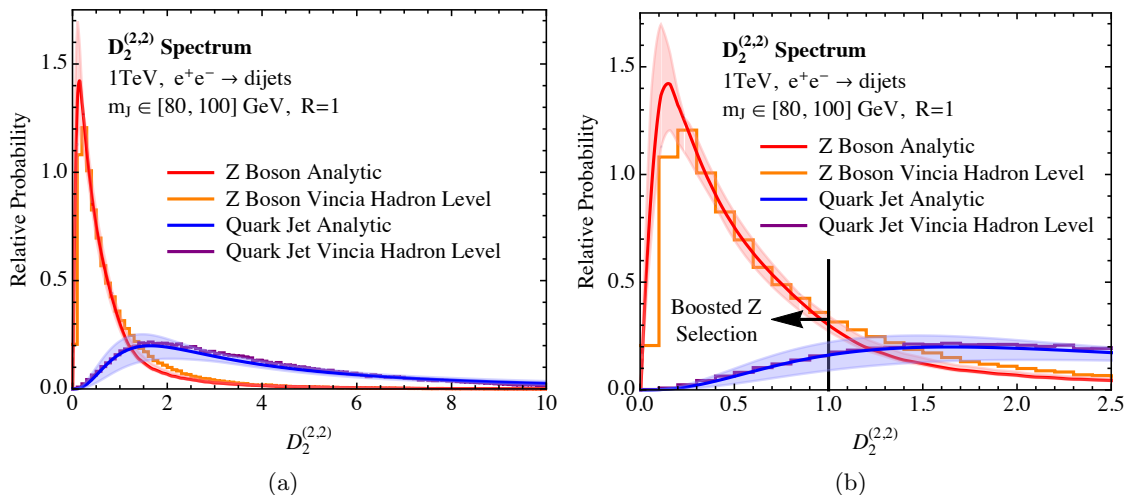


Figure 1: Comparison of our analytic calculation with VINCIA Monte Carlo predictions for the two prong discriminant, D_2 . Predictions for both boosted Z bosons and massive QCD jets at a 1 TeV e^+e^- collider are shown. The Monte Carlo is fully hadronized, and non-perturbative effects have been included in the analytic calculation through a shape function. In a) we show the complete distribution, and in b) we zoom in to focus on the region relevant for boosted Z discrimination.

and compare to Monte Carlo simulation. These calculations will also allow us to make first-principles predictions for the efficiency of the observable D_2 to discriminate boosted electroweak signal jets from QCD background jets.

Our factorized description is valid to all orders in α_s , expressing the cross section as a product of field theoretic matrix elements, each of which is calculable order by order in perturbation theory, allowing for a systematically improvable description of the D_2 observable. Furthermore, the factorization theorem enables a clean separation of perturbative and non-perturbative physics, allowing for non-perturbative contributions to the observable to be included in the analytic calculation through the use of shape functions [83, 84]. In this paper we work to next-to-leading logarithmic (NLL) accuracy to demonstrate all aspects of the required factorization theorems necessary for precision jet substructure predictions. We will see that even at this first non-trivial order, we gain insight into qualitative and quantitative features of the D_2 distribution. While we will give an extensive discussion of our numerical results and comparisons with a variety of Monte Carlo programs in this paper, in Fig. 1 we compare our analytic predictions for the D_2 observable, including non-perturbative effects, for hadronically-decaying boosted Z bosons and QCD jets in e^+e^- collisions with the distributions predicted by the VINCIA [85–90] Monte Carlo program at hadron level. Excellent agreement between analytic and Monte Carlo predictions is observed, demonstrating a quantitative understanding of boosted jet observables from first principles.

1.1 Overview of the Paper

While there exists a large number of two-prong discriminants in the jet substructure literature, any of which would be interesting to understand analytically, we will use calculability and factorizability as guides for constructing the observable to study in this paper. This procedure will ultimately lead us to the observable D_2 and will demonstrate that D_2 has particularly nice factorization and calculability properties. This approach will proceed in the following steps:

1. Identify the relevant subjet configurations for the description of a two-prong discriminant.
2. Isolate each of these relevant regions by the measurement of a collection of IRC safe observables.
3. Study the phase space defined by this collection of IRC safe observables, and prove all-orders factorization theorems in each parametrically-defined region of phase space.
4. Identify a two-prong discriminant formed from the collection of IRC safe observables which respects the parametric factorization theorems of the phase space.

A detailed analysis of each of these steps will be the subject of this paper. Here, we provide a brief summary so that the logic of the approach is clear, and so that the reader can skip technical details in the different sections without missing the general idea of the approach.

The complete description of an observable capable of discriminating one- from two-prong substructure requires the factorized description of the following three relevant subjet configurations, shown schematically in Fig. 2:

- **Soft Haze:** Fig. 2a shows a jet in what we will refer to as the soft haze region of phase space. In the soft haze region there is no resolved subjet, only a single hard core with soft wide angle emissions. This region of phase space typically contains emissions beyond the strongly ordered limit, but is the dominant background region for QCD jets, for which a hard splitting is α_s suppressed.
- **Collinear Subjets:** Fig. 2b shows a jet with two hard, collinear subjets. Both subjets carry approximately half of the total energy of the jet, and have a small opening angle. This region of phase space, and its corresponding effective field theory description, has been studied in Ref. [77].
- **Soft Subjet:** Fig. 2c shows the soft subjet region of phase space which consists of jets with two subjets with hierarchical energies separated by an angle comparable to the jet radius R . The soft subjet probes the boundary of the jet and we take $R \sim 1$. An effective field theory description for this region of phase space was presented in Ref. [76].

As a basis of IRC safe observables for isolating these three subjet configurations, we use the energy correlation functions [65], which we define in Sec. 2.1. In particular, we

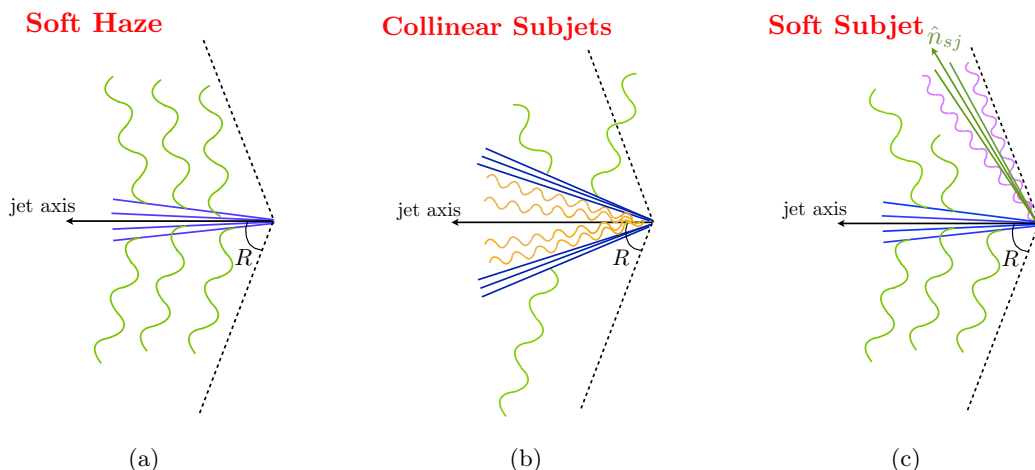


Figure 2: Regions of interest for studying the two-prong substructure of a jet. a) Soft haze region in which no subjets are resolved. b) Collinear subjets with comparable energy and a small opening angle. c) Soft subjet carrying a small fraction of the total energy, and at a wide angle from the hard subjet.

will show that the measurement of three energy correlation functions, two 2-point energy correlation functions $e_2^{(\alpha)}, e_2^{(\beta)}$, and a 3-point energy correlation function $e_3^{(\alpha)}$, allows for parametric separation of the different subjet configurations. While we will focus on the particular case of observables formed from the energy correlation functions, we believe that this approach is more general and could be applied to other IRC safe observable bases.

With the energy correlation functions as our basis, we study the multi-differential phase space defined by the simultaneous measurement of these observables on a jet in Sec. 2. Using the power counting technique of Refs. [66, 67], we show that the angular exponents of the energy correlation functions, α and β , can be chosen such that the different subjet configurations occupy parametrically separated regions of this phase space, and extend to all boundaries of the phase space. This parametric separation allows for each region to be separately described by its own effective field theory. The required effective field theories are described in Sec. 3, and are formulated in the language of SCET. The formulation in SCET allows us to prove all-orders factorization theorems valid at leading-power in each of the phase space regions, and to resum logarithms to arbitrary accuracy using renormalization group techniques.

Having understood in detail both the structure of the phase space defined by the IRC safe measurements as well as the factorization theorems defined in each region, we will show in Sec. 4.1 that this leads unambiguously to the definition of a two-prong discriminant observable which is amenable to factorization. This observable will be a generalized form of D_2 [66] which will depend on both angular exponents α and β . Calculating the distribution of D_2 is accomplished by appropriate marginalization of the multi-differential cross section. Depending on the phase space cuts that have been made, D_2 may or may not be IRC

safe itself, and so the marginalization will in general only be defined within resummed perturbation theory.

The outline of this paper is as follows. In Sec. 2 we define the energy correlation functions used in this paper and describe how the different subjet configurations shown schematically in Fig. 2 can be isolated by demanding parametric relations between the measured values of these observables. In Sec. 3 we discuss the effective field theory descriptions in the different phase space regions, and present the factorization theorems that describe their dynamics. Although some of the relevant effective field theories have been presented elsewhere, we attempt to keep the discussion self-contained by providing a brief review of their most salient features. All field theoretic definitions of the functions appearing in the factorization theorems, as well as their calculations to one-loop accuracy, are provided in appendices.

In Sec. 4 we show how the detailed understanding of the multi-differential phase space leads to the definition of D_2 as a powerful one- versus two-prong jet discriminant. In Sec. 4.2 we emphasize that without a mass cut, D_2 is not IRC safe but is Sudakov safe and whose all-orders distribution exhibits paradoxical dependence on α_s . In Sec. 4.3 we study the fixed-order distribution of D_2 in the presence of a mass cut to understand its behavior in singular limits. In Sec. 4.4 we discuss how the different effective field theories can be consistently merged to give a factorized description of the D_2 observable, and introduce a novel zero-bin procedure to implement this merging.

In Sec. 5 we present numerical results for both signal and background distributions for D_2 as measured in e^+e^- collisions and compare our analytic calculation with several Monte Carlo generators. We emphasize many features of the calculation which provide considerable insight into two-prong discrimination, and the ability of current Monte Carlo generators to accurately describe substructure observables. In Sec. 6 we discuss numerical results for the D_2 observable at e^+e^- collisions at the Z pole at LEP, and demonstrate that being sensitive to correlations between three emissions, the D_2 observable can be used as a more differential probe of the perturbative shower for tuning Monte Carlo generators. In Sec. 7 we discuss how to extend our calculations to pp collisions at the LHC. We conclude in Sec. 8, and discuss future directions for further improving the analytic understanding of jet substructure.

2 Characterizing a Two-Prong Jet

In this section, we develop the framework necessary to construct the all-orders factorization theorems for analytic two-prong discrimination predictions. We begin in Sec. 2.1 by defining the energy correlation functions, which we will use to isolate the three subjet configurations discussed in the introduction. Using the power counting analysis of Refs. [66, 67], we study the phase space defined by measuring the energy correlation functions in Sec. 2.2. Throughout this paper, our proxy for a two-prong jet will be a boosted, hadronically decaying Z boson, but our analysis holds for W or H bosons, as well.

2.1 Observable Definitions

To distinguish the three different subjet configurations of Fig. 2 with IRC safe measurements, observables which are sensitive to both one- and two-prong structure are required. Although many possible observable bases exist, in this paper we will use the energy correlation functions [65, 66], as we will find that they provide a convenient basis.

The n -point energy correlation function is an IRC safe observable that is sensitive to n -prong structure in a jet. For studying the two-prong structure of a jet, we will need the 2- and 3-point energy correlation functions, which we define for e^+e^- collisions as [65]¹

$$e_2^{(\alpha)} = \frac{1}{E_J^2} \sum_{i < j \in J} E_i E_j \left(\frac{2p_i \cdot p_j}{E_i E_j} \right)^{\alpha/2}, \quad (2.1)$$

$$e_3^{(\alpha)} = \frac{1}{E_J^3} \sum_{i < j < k \in J} E_i E_j E_k \left(\frac{2p_i \cdot p_j}{E_i E_j} \frac{2p_i \cdot p_k}{E_i E_k} \frac{2p_j \cdot p_k}{E_j E_k} \right)^{\alpha/2}.$$

Here J denotes the jet, E_i and p_i are the energy and four momentum of particle i in the jet and α is an angular exponent that is required to be greater than 0 for IRC safety. The 4-point and higher energy correlation functions are defined as the natural generalizations of Eq. (2.1), although we will not use them in this paper.

While we will mostly focus on the case of an e^+e^- collider, the energy correlation functions have natural generalizations to hadron colliders, by replacing E by p_T and using hadron collider coordinates, η and ϕ . This definition is given explicitly in Eq. (7.1). At central rapidity, this modification does not change the behavior of the observables, or any of the conclusions presented in the next sections. Of course, the hadron collider environment has other effects not present in an e^+e^- collider, like initial state radiation or underlying event, that will affect the energy correlation functions. A brief discussion of the behavior of the energy correlation functions in pp colliders will be given in Sec. 7. Numerical implementations of the energy correlation functions for both e^+e^- and hadron colliders are available in the `EnergyCorrelator` FASTJET CONTRIB [93, 94].

2.2 Power Counting the $e_2^{(\alpha)}, e_2^{(\beta)}, e_3^{(\alpha)}$ Phase Space

With a basis of IRC safe observables identified, we now demonstrate that the measurement of multiple energy correlation functions parametrically separates the three different subjet configurations identified in Fig. 2. In particular, the simultaneous measurement of $e_2^{(\alpha)}$, $e_2^{(\beta)}$, and $e_3^{(\alpha)}$ is sufficient for this purpose, and we will study in detail the phase space defined by their measurement. From this analysis, we will be able to determine for which values of the angular exponents α and β the three subjet configurations are parametrically separated within this phase space. The power counting parameters that define “parametric” will be set by the observables themselves, as is typical in effective field theory.

¹For massive hadrons, there exist several possible definitions of the energy correlation functions depending on the particular mass scheme [91, 92]. The definition in Eq. (2.1) is an E -scheme definition. A p -scheme definition will be presented in Sec. 6 when we discuss the connection to LEP. Since the different definitions are equivalent for massless partons, their perturbative calculations are identical. The different definitions differ only in their non-perturbative corrections.

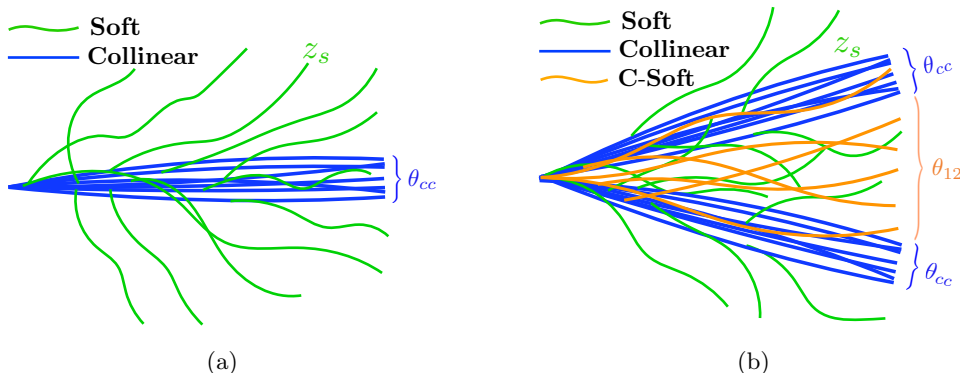


Figure 3: a) Schematic of a one-prong soft haze jet, dominated by collinear (blue) and soft (green) radiation. The angular size of the collinear radiation is θ_{cc} and the energy fraction of the soft radiation is z_s . b) Schematic of a jet resolved into two collinear subjets, dominated by collinear (blue), soft (green), and collinear-soft (orange) radiation emitted from the dipole formed by the two subjets. The subjets are separated by an angle θ_{12} and the energy fraction of the collinear-soft radiation is z_{cs} .

We begin by considering how the energy correlation functions can be used to separate one- and two-prong jets. This has been previously discussed in Ref. [66] by measuring $e_2^{(\alpha)}$ and $e_3^{(\alpha)}$, but here we consider the phase space defined by $e_2^{(\beta)}$ and $e_3^{(\alpha)}$ with α and β in general different. A minimal constraint on the angular exponents, both for calculability and discrimination power, is that the soft haze and collinear subjets configurations are parametrically separated by the measurements. A power counting analysis of the soft subjet region yields no new constraints beyond those from the soft haze or collinear subjets.

The setup for the power counting analysis of the soft haze and collinear subjets configurations is shown in Fig. 3, where all relevant modes are indicated. The one-prong jet illustrated in Fig. 3a is described by soft modes with energy fraction z_s emitted at $\mathcal{O}(1)$ angles, and collinear modes with characteristic angular size θ_{cc} with $\mathcal{O}(1)$ energy fraction. The collinear subjets configuration illustrated in Fig. 3b consists of two subjets, each of which carry an $\mathcal{O}(1)$ fraction of the jet’s energy and are separated by an angle $\theta_{12} \ll 1$. Each of the subjets has collinear emissions at a characteristic angle $\theta_{cc} \ll \theta_{12}$, and global soft radiation at large angles with respect to the subjets, with characteristic energy fraction $z_s \ll 1$. In the case of two collinear subjets arising from the decay of a color singlet particle, the long wavelength global soft radiation is not present due to color coherence, but the power counting arguments of this section remain otherwise unchanged. Finally, there is radiation from the dipole formed from the two subjets (called “collinear-soft” radiation), with characteristic angle θ_{12} from the subjets, and with energy fraction z_{cs} . The effective theory of this phase space region for the observable N -jettiness [95] was studied in Ref. [77].²

²It is of historical interest to note that the generalization of two-prong event shapes, such as thrust, to

	$\alpha \leq \beta/2$	$\beta/2 < \alpha < 2\beta/3$	$2\beta/3 < \alpha < \beta$	$\alpha \geq \beta$
upper	$e_3^{(\alpha)} \sim (e_2^{(\beta)})^{3\alpha/\beta}$	$e_3^{(\alpha)} \sim (e_2^{(\beta)})^{\alpha/\beta+1}$	$e_3^{(\alpha)} \sim (e_2^{(\beta)})^{\alpha/\beta+1}$	$e_3^{(\alpha)} \sim (e_2^{(\beta)})^2$
lower	$e_3^{(\alpha)} \sim (e_2^{(\beta)})^2$	$e_3^{(\alpha)} \sim (e_2^{(\beta)})^2$	$e_3^{(\alpha)} \sim (e_2^{(\beta)})^{3\alpha/\beta}$	$e_3^{(\alpha)} \sim (e_2^{(\beta)})^{3\alpha/\beta}$

Table 1: Parametric scaling of the upper and lower boundaries of the one-prong region of the $e_2^{(\beta)}, e_3^{(\alpha)}$ phase space as a function of the angular exponents α and β .

We are now able to determine the parametric form of the dominant contributions to the observables $e_2^{(\beta)}$ and $e_3^{(\alpha)}$. In the soft haze region, the dominant contributions to the energy correlation functions are³

$$\begin{aligned} e_2^{(\beta)} &\sim z_s + \theta_c^\beta, \\ e_3^{(\alpha)} &\sim \theta_c^{3\alpha} + z_s^2 + \theta_c^\alpha z_s. \end{aligned} \quad (2.2)$$

From these parametrics, it is straightforward to show that one-prong jets live in a region of the $e_2^{(\beta)}, e_3^{(\alpha)}$ phase space bounded from above and below, whose precise scaling depends on the relative size of the angular exponents α and β . The scaling of upper and lower boundaries of the one-prong region of phase space for all α and β are listed in Table 1. For $\alpha = \beta$, as studied in Ref. [66], one-prong jets live in the region defined by $(e_2^{(\beta)})^3 \lesssim e_3^{(\beta)} \lesssim (e_2^{(\beta)})^2$.

For the collinear subjects configuration, the dominant contributions to the observables $e_2^{(\beta)}$ and $e_3^{(\alpha)}$ are

$$\begin{aligned} e_2^{(\beta)} &\sim \theta_{12}^\beta, \\ e_3^{(\alpha)} &\sim \theta_{cc}^\alpha \theta_{12}^{2\alpha} + \theta_{12}^\alpha z_s + \theta_{12}^{3\alpha} z_{cs} + z_s^2. \end{aligned} \quad (2.3)$$

The 2-point energy correlation function $e_2^{(\beta)}$ is set by the angle of the hard splitting, θ_{12} , and the scaling of all other modes (soft, collinear, or collinear-soft) are set by the $e_3^{(\alpha)}$ measurement. The requirement

$$z_{cs} \sim \frac{e_3^{(\alpha)}}{(e_2^{(\beta)})^{3\alpha/\beta}} \ll 1, \quad (2.4)$$

event shapes for characterizing three jet structure was considered early on, for example with the introduction of the triplicity event shape [96]. However, it was not until more recently, with the growth of the jet substructure field at the LHC, that significant theoretical study was given to such observables.

³It is important to understand that this relationship is valid to an arbitrary number of emissions. When performing the power counting, a summation over all the particles with soft and collinear scalings in the jet must be considered. However, to determine the scalings of the observable, it is sufficient to consider the scaling of the different types of individual terms in the sum. For example, the three terms contributing to the expression for $e_3^{(\alpha)}$ arise from correlations between subsets of three collinear particles, one collinear particle and two soft particles, and two collinear particles and a soft particle, respectively. Contributions from other combinations of particles are power suppressed. Because of this simplification, in this paper we will never write explicit summations when discussing the scaling of observables.

then implies that the two-prong jets occupy the region of phase space defined by $e_3^{(\alpha)} \ll \left(e_2^{(\beta)}\right)^{3\alpha/\beta}$.

For optimal discrimination, the one- and two-prong regions of this phase space should not overlap. Since they are physically distinct, a proper division of the phase space will allow distinct factorizations, simplifying calculations. Comparing the boundaries of the one-prong region listed in Table 1 with the upper boundary of the two-prong region from Eq. (2.4), we find that the one- and two-prong jets do not overlap with the following restriction on the angular exponents α and β :

$$3\alpha \geq 2\beta. \quad (2.5)$$

Note that when $\alpha = \beta$ this is satisfied, consistent with the analysis of Ref. [66].

Because these power counting arguments rely exclusively on the parametric behavior of QCD in the soft and collinear limits, they must be reproduced by any Monte Carlo simulation, regardless of its shower and hadronization models. To illustrate the robust boundary between the one- and two-prong regions of phase space predicted in Eq. (2.5), in Fig. 4, we plot the distribution in the $e_2^{(\beta)}, e_3^{(\alpha)}$ plane of jets initiated by light QCD partons and those from boosted hadronic decays of Z bosons as generated in e^+e^- collisions in PYTHIA [97, 98]. Details of the Monte Carlo generation are presented in Sec. 5. QCD jets are dominantly one-pronged, while jets from Z decays are dominantly two-pronged. We have chosen to use angular exponents $\alpha = \beta = 1$ for this plot, as the small value of the angular exponent allows the structure of the phase space to be seen in a non-logarithmic binning. The predicted behavior persists for all values of α and β consistent with Eq. (2.5), while the choice made here is simply for illustrative aesthetics. On these plots, we have added dashed lines corresponding to the predicted one- and two-prong phase space boundaries to guide the eye. The one-prong QCD jets and the two-prong boosted Z jets indeed dominantly live in their respective phase space regions as predicted by power counting.

The measurement of $e_2^{(\beta)}$ and $e_3^{(\alpha)}$ alone is sufficient to separate one- and two prong jets. However, the two-prong jets can exhibit either collinear subjets or a soft, wide angle subjet. To separate the collinear and soft subjet two-prong jets, we make an additional IRC safe measurement on the full jet. Following Ref. [76], in addition to $e_2^{(\beta)}$ and $e_3^{(\alpha)}$, we measure $e_2^{(\alpha)}$, with $\alpha \neq \beta$. In particular, the soft subjet and collinear subjet regions of phase space are defined by the simple conditions

$$\text{Collinear Subjet:} \quad e_2^{(\alpha)} \sim \left(e_2^{(\beta)}\right)^{\alpha/\beta}, \quad (2.6)$$

$$\text{Soft Subjet:} \quad e_2^{(\alpha)} \sim e_2^{(\beta)}. \quad (2.7)$$

For $\alpha \neq \beta$ and $e_2^{(\beta)} \ll 1$, these two regions are parametrically separated. Equivalently, in the two-prong region of phase space the measurement of both $e_2^{(\alpha)}$ and $e_2^{(\beta)}$ can be used to give IRC safe definitions to the subjet energy fraction and splitting angle, allowing the soft subjet and collinear subjets to be distinguished. In Fig. 5 we summarize and illustrate the measurements that we make on the jet and the parametric relations between the measured values of the energy correlation functions that define the three phase space regions.

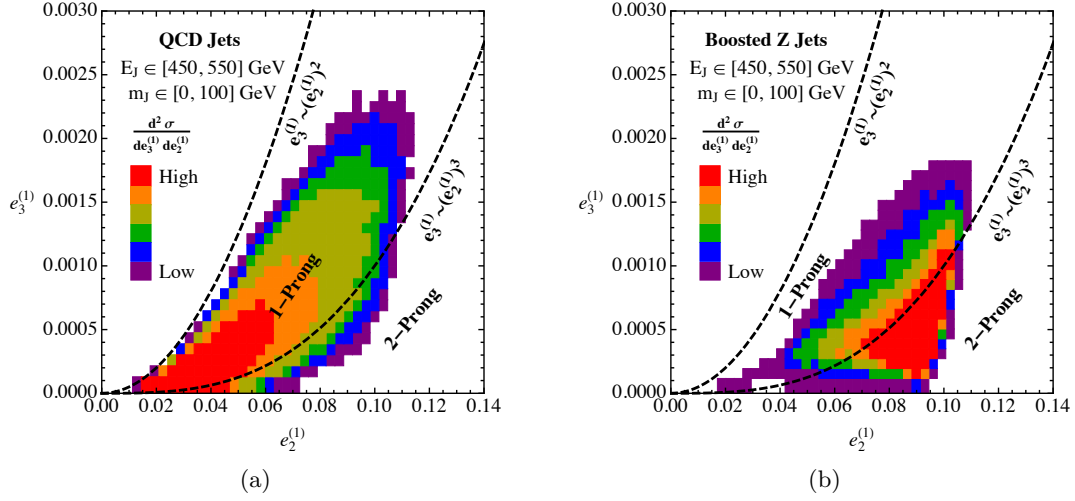


Figure 4: Monte Carlo distributions in the $e_2^{(1)}, e_3^{(1)}$ plane, for QCD quark jets (left) and boosted $Z \rightarrow q\bar{q}$ jets (right). The parametric scalings predicted by the power counting analysis are shown as dashed lines, and the one- and two-prong regions of phase space are labelled, and extend between the parametric boundaries. Note the upper boundary is constrained to have a maximal value of $\frac{1}{2}(e_2^{(\alpha)})^2 = e_3^{(\alpha)}$.

2.2.1 Jet Mass Cuts

In addition to discriminating QCD jets from boosted Z bosons by their number of resolved prongs, we must also impose a mass cut on the jet to ensure that the jet is compatible with a Z decay. To include a mass cut in our analysis, for general angular exponents α and β , we would need to measure four observables on the jet: $e_2^{(\alpha)}, e_2^{(\beta)}, e_3^{(\alpha)}$ and the jet mass. This would significantly complicate calculations and introduce new parametric phase space regions that would need to be understood. To avoid this difficulty, we note that, for our definition of $e_2^{(\alpha)}$ from Eq. (2.1), if all final state particles are massless, then

$$e_2^{(2)} = \frac{m_J^2}{E_J^2}, \quad (2.8)$$

where m_J is the mass of the jet. Therefore, choosing $\beta = 2$ we can trivially impose a mass cut within the framework developed here. Throughout the rest of this paper, we will set $\beta = 2$ for this reason. Importantly, from Monte Carlo studies it has been shown that $\beta \sim 2$ provides optimal discrimination power [65, 66], so this restriction does not limit the phenomenological relevance of our results.

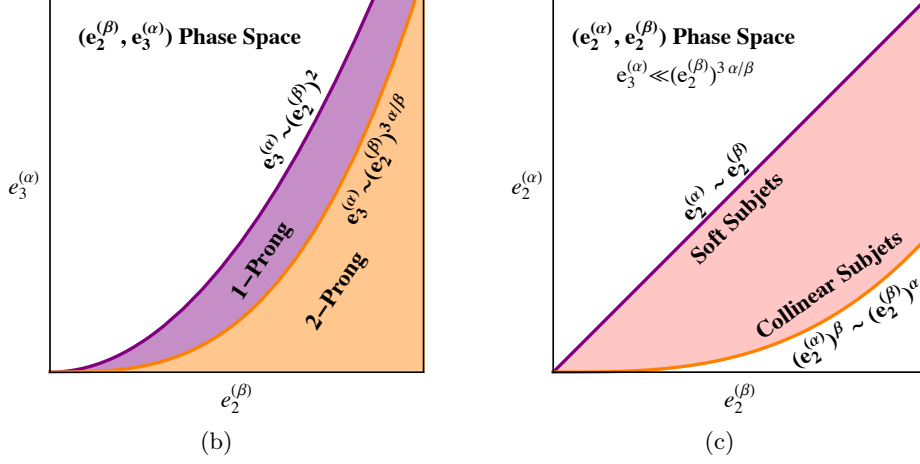
Substituting the value $\beta = 2$ into the power counting condition of Eq. (2.5), we find that the one- and two-prong regions of phase space are separated if

$$\alpha > \frac{4}{3}. \quad (2.9)$$

To achieve a parametric separation of the one- and two-prong regions of phase space, we will demand that the scalings defining the different regions be separated by at least a single

Subjet Configuration	Defining Relation
Soft Haze	$(e_2^{(\beta)})^{3\alpha/\beta} \lesssim e_3^{(\alpha)} \lesssim (e_2^{(\beta)})^2$
Collinear Subjets	$e_2^{(\alpha)} \sim (e_2^{(\beta)})^{\alpha/\beta}$ and $e_3^{(\alpha)} \ll (e_2^{(\beta)})^{3\alpha/\beta}$
Soft Subjet	$e_2^{(\alpha)} \sim e_2^{(\beta)}$ and $e_3^{(\alpha)} \ll (e_2^{(\beta)})^{3\alpha/\beta}$

(a)



(b)

(c)

Figure 5: a) Table summarizing the defining relations for the different subjet configurations in terms of the energy correlation functions $e_2^{(\alpha)}, e_2^{(\beta)}, e_3^{(\alpha)}$. b) The one- and two-prong jets regions in the $e_2^{(\beta)}, e_3^{(\alpha)}$ phase space. Jets with a two-prong structure lie in the lower (orange) region of phase space, while jets with a one-prong structure lie in the upper (purple) region of phase space. c) The projection onto the $e_2^{(\alpha)}, e_2^{(\beta)}$ phase space in which the soft subjet and collinear subjets are separated.

power of $e_2^{(\beta)}$. For example, choosing $\alpha = \beta = 2$, the scalings of the one-prong and two-prong regions are $e_3^{(\alpha)} \sim (e_2^{(\beta)})^3$ and $e_3^{(\alpha)} \sim (e_2^{(\beta)})^2$, which are parametrically different. We therefore restrict ourselves to the range of angular exponents

$$\beta = 2, \quad \alpha \gtrsim 2. \quad (2.10)$$

We expect that for $\alpha < 2$ our effective field theory description will begin to break down, while as α is increased above 2 it should improve.

3 Factorization and Effective Field Theory Analysis

In each region of phase space identified in Sec. 2, hierarchies of scales associated with the particular kinematic configuration of the jet appear. These include the soft subjet energy fraction z_{sj} in the soft subjet region of phase space, or the splitting angle θ_{12} of the collinear subjets. Logarithms of these scales appear at each order in perturbation theory, and need to be resummed to all orders to achieve reliable predictions. To perform

this resummation, we will prove factorization theorems in each region of phase space by developing an effective field theory description which captures all the scales relevant to that particular region of phase space. These effective field theories are formulated in the language of SCET [79–82], but include additional modes which are required to describe the dynamics of the scales associated with the jet’s particular substructure. Resummation is then achieved by renormalization group evolution within the effective theory.

In this section we discuss each of the effective theories required for a description of the $e_2^{(\alpha)}, e_2^{(\beta)}, e_3^{(\alpha)}$ phase space. For each region of the phase space, we present an analysis of the modes required in the effective field theory description and present the factorization theorem. We also provide a brief discussion of the physics described by each of the functions appearing in the factorization theorem. Field theoretic operator definitions of the functions, as well as their calculation to one-loop accuracy, are presented in appendices.

3.1 QCD Background

Three distinct factorization theorems are required to describe the full phase space for massive QCD jets, corresponding to the soft haze, collinear subjets, and soft subjet configurations. Detailed expositions of the factorization theorems for the collinear subjets and soft subjet configurations have been presented in Refs. [76, 77], but here we review the important features of the factorization theorems to keep the discussion self-contained.

Throughout this section, all jets are defined using the e^+e^- anti- k_T clustering metric [93, 99] with the Winner-Take-All (WTA) recombination scheme [72, 100]. To focus on the aspects of the factorization relevant to the jet substructure, we will present the factorization theorems for the specific case of $e^+e^- \rightarrow q\bar{q}$. The factorization theorem for gluon initiated jets is identical to the quark case, and can be performed using the ingredients in the appendices. The extension to the production of additional jets or pp colliders will be discussed in Sec. 7.

3.1.1 Collinear Subjets

An effective field theory describing the collinear subjets configuration was first presented in Ref. [77] and is referred to as SCET₊. We refer the interested reader to Ref. [77] for a more detailed discussion, as well as a formal construction of the effective theory. To our knowledge, our calculation is the first, other than that of Ref. [77], to use this effective theory.

Mode Structure

The modes of SCET₊ are global soft modes, two collinear sectors describing the radiation in each of the collinear subjets, and collinear-soft modes from the dipole of the subjet splitting. These are shown schematically in Fig. 6. The additional collinear-soft modes, as compared with traditional SCET, are necessary to resum logarithms associated with the subjets’ splitting angle. This angle, which is taken to be small, is not resolved by the long wavelength global soft modes.

The parametric scalings of the observables in the collinear subjets region were given in Sec. 2.2 and are:

$$e_2^{(\alpha)} \sim \theta_{12}^\alpha, \quad (3.1)$$

$$e_2^{(\beta)} \sim \theta_{12}^\beta, \quad (3.2)$$

$$e_3^{(\alpha)} \sim \theta_{12}^\alpha (\theta_c^\alpha \theta_{12}^\alpha + z_s + \theta_{12}^{2\alpha} z_{cs}). \quad (3.3)$$

Although the measurement of two 2-point energy correlation functions is required to be able to distinguish the soft and collinear subjets, they are redundant in the collinear subjets region from a power counting perspective, due to the relation $e_2^{(\beta)} \sim (e_2^{(\alpha)})^{\beta/\alpha}$. We will therefore always write the scaling of the modes in terms of $e_2^{(\alpha)}$ and $e_3^{(\alpha)}$ to simplify expressions.

From Eq. (3.1), we see that $e_2^{(\alpha)}$ sets the hard splitting scale, while the scalings of all the modes are set by the measurement of $e_3^{(\alpha)}$. In particular, the scaling of the momenta of the collinear and soft modes are given by

$$p_c \sim E_J \left(\left(\frac{e_3^{(\alpha)}}{(e_2^{(\alpha)})^2} \right)^{2/\alpha}, 1, \left(\frac{e_3^{(\alpha)}}{(e_2^{(\alpha)})^2} \right)^{1/\alpha} \right)_{n_a \bar{n}_a, n_b \bar{n}_b}, \quad (3.4)$$

$$p_s \sim E_J \frac{e_3^{(\alpha)}}{e_2^{(\alpha)}} (1, 1, 1)_{n \bar{n}}, \quad (3.5)$$

while the scaling of the collinear-soft mode is given by

$$p_{cs} \sim E_J \frac{e_3^{(\alpha)}}{(e_2^{(\alpha)})^3} \left((e_2^{(\alpha)})^{2/\alpha}, 1, (e_2^{(\alpha)})^{1/\alpha} \right)_{n \bar{n}}. \quad (3.6)$$

Here E_J is the energy of the jet, and the subscripts denote the light-like directions with respect to which the momenta is decomposed. In the expressions above, the momenta are written in the $(+, -, \perp)$ component basis with respect to the appropriate light-like directions. The subjet directions are labelled by n_a and n_b , while the fat jet (containing the two subjets) and the recoiling jet are labelled by n and \bar{n} . The relevant modes and a schematic depiction of the hierarchy of their virtualities is shown in Fig. 6.

To have a valid soft and collinear expansion, the scalings of the modes in Eqs. (3.4) and (3.6) imply that

$$e_2^{(\alpha)} \sim (e_2^{(\beta)})^{\alpha/\beta} \ll 1 \quad \text{and} \quad \frac{e_3^{(\alpha)}}{(e_2^{(\alpha)})^3} \sim \frac{e_3^{(\alpha)}}{(e_2^{(\beta)})^{3\alpha/\beta}} \ll 1. \quad (3.7)$$

This agrees with the boundaries of the phase space found in Sec. 2.2.

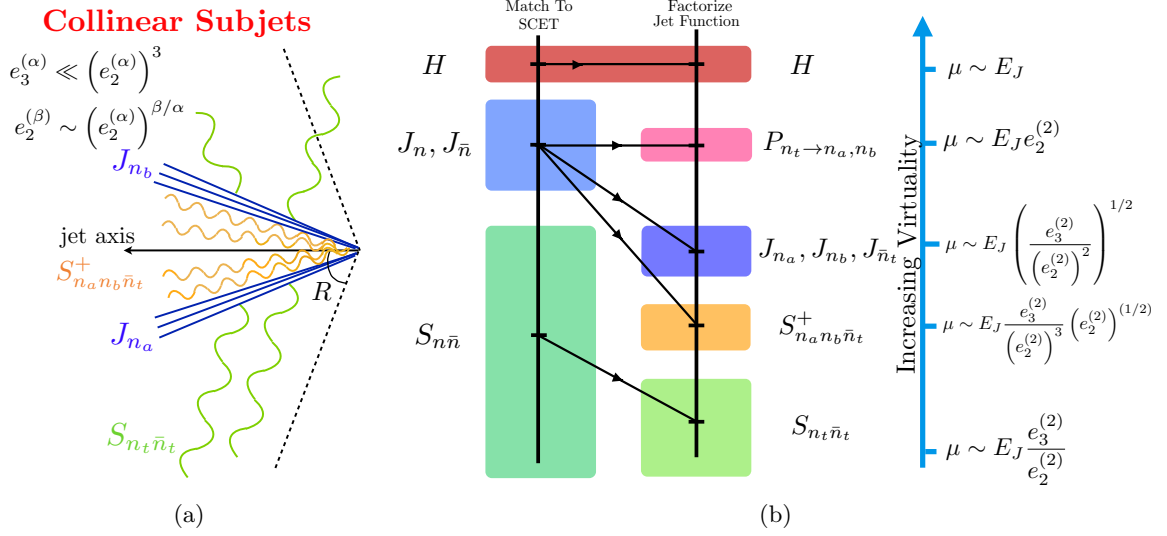


Figure 6: A schematic depiction of the collinear subjects configuration with dominant QCD radiation and the functions describing its dynamics in the effective field theory is shown in a). The matching procedure and relevant scales are shown in b), where we have restricted to the case $\alpha = \beta = 2$ for simplicity.

Factorization Theorem

In the collinear subjects region of phase space, the values of the 2-point energy correlation functions $e_2^{(\alpha)}$ and $e_2^{(\beta)}$ are set by the hard splitting. To leading power, these observables can be used to provide IRC safe definitions of the subjet energy fractions and the angle between the subjects. We therefore write the factorization theorem in terms of $e_2^{(\alpha)}$, $e_3^{(\alpha)}$, and the energy fraction of one of the subjects, which we denote by z . We further assume that an IRC safe observable, B , is measured in the out-of-jet region. Dependence on B enters only into the out-of-jet jet function, and the out-of-jet contribution to the soft function.

The factorization theorem formulated in SCET₊ for the collinear subjects region of phase space is given by

$$\frac{d^3\sigma}{dz de_2^{(\alpha)} de_3^{(\alpha)}} = \sum_{f, f_a, f_b} H_{n\bar{n}}^f J_{\bar{n}}(B) P_{n_t \rightarrow n_a, n_b}^{f \rightarrow f_a f_b}(z; e_2^{(\alpha)}) \int de_3^c de_3^{\bar{c}} de_3^s de_3^{cs} \quad (3.8)$$

$$\times \delta\left(e_3^{(\alpha)} - e_3^c - e_3^{\bar{c}} - e_3^s - e_3^{cs}\right) J_{n_a}^{f_a}(z; e_3^c) J_{n_b}^{f_b}(1-z; e_3^{\bar{c}}) S_{n\bar{n}}(e_3^s, B; R) S_{n_a n_b \bar{n}}^+(e_3^{cs}),$$

where we have suppressed the convolution over the out-of-jet measurement, B , for simplicity. Here the n_a, n_b denote the collinear directions of the subjects, and we assume that $z \sim 1 - z \sim \frac{1}{2}$. The sum runs over all possible quark flavors that could be produced in an e^+e^- collision. A brief description of the functions entering the factorization theorem of Eq. (3.8) is as follows:

- $H_{n\bar{n}}^f$ is the hard function describing the underlying short distance process. In this case we consider $e^+e^- \rightarrow q\bar{q}$.

- $P_{n \rightarrow n_a, n_b}^{f \rightarrow f_a f_b} \left(z; e_2^{(\alpha)} \right)$ is the hard function arising from the matching for the hard splitting into subjets. In this case the partonic channel $f \rightarrow f_a f_b$ is restricted to $q \rightarrow qg$.
- $J_{n_a}^{f_a} \left(z; e_3^c \right)$, $J_{n_b}^{f_b} \left(1 - z; e_3^{\bar{c}} \right)$ are jet functions describing the collinear dynamics of the subjets along the directions n_a, n_b .
- $S_{n\bar{n}}(e_3^s, B; R)$ is the global soft function. The global soft modes do not resolve the subjet splitting, and are sensitive only to two eikonal lines in the n and \bar{n} directions. The soft function depends explicitly on the jet radius, R .
- $S_{n_a n_b \bar{n}}^+ \left(e_3^{cs} \right)$ is the collinear-soft function. The collinear-soft modes resolve the subjet splitting, and hence the function depends on three eikonal lines, namely n_a, n_b, \bar{n} . Although these modes are soft, they are also boosted, and therefore do not resolve the jet boundary, so that the collinear soft function is independent of the jet radius, R .

This factorization theorem is shown schematically in Fig. 6, which highlights the radiation described by each of the functions in Eq. (3.8), as well as their virtuality scales. The two stage matching procedure onto the SCET₊ effective theory, which proceeds through a refactorization of the jet function, is also shown. The fact that the refactorization occurs in the jet function is important in that it implies that it is independent of the global color structure of the event, making it trivial to extend the factorization theorem to events with additional jets. This matching procedure is discussed in detail in Ref. [77].

Operator definitions, and one-loop calculations for the operators appearing in the factorization theorem of Eq. (3.8) are given in App. B.

3.1.2 Soft Subjet

A factorization theorem describing the soft subjet region of phase space was recently presented in Ref. [76]. In this section we review the basic features of this factorization theorem, but we refer the reader to Ref. [76] for a more detailed discussion.

Unlike for the case of collinear subjets, in the soft subjet configuration, the wide angle soft subjet probes the boundary of the jet. This introduces sensitivity to the details of the jet algorithm used to define the jet, as well as to the measurement made in the region outside the jet. The factorization theorem of Ref. [76] is valid under the assumption that an additive IRC safe observable, B , is measured in the out-of-jet region, and that the soft scale associated with this observable, Λ , satisfies $\Lambda/E_J \ll e_2^{(\alpha)}$. We will therefore assume that this condition is satisfied throughout this section. However, we will see that the numerical results are fairly insensitive to the details of the choice of scale Λ . Ref. [76] also used a broadening axis [100] cone algorithm to define jets, whereas here we use the anti- k_T algorithm, as relevant for phenomenological applications. We will argue that the structure of the factorization theorem is in fact identical in the two cases, to leading power.

Mode Structure

In the soft subjet region of phase space there are two subjets with an energy hierarchy. We denote the energy of the soft subjet by z_{sj} and the angle from the n axis by θ_{sj} . We

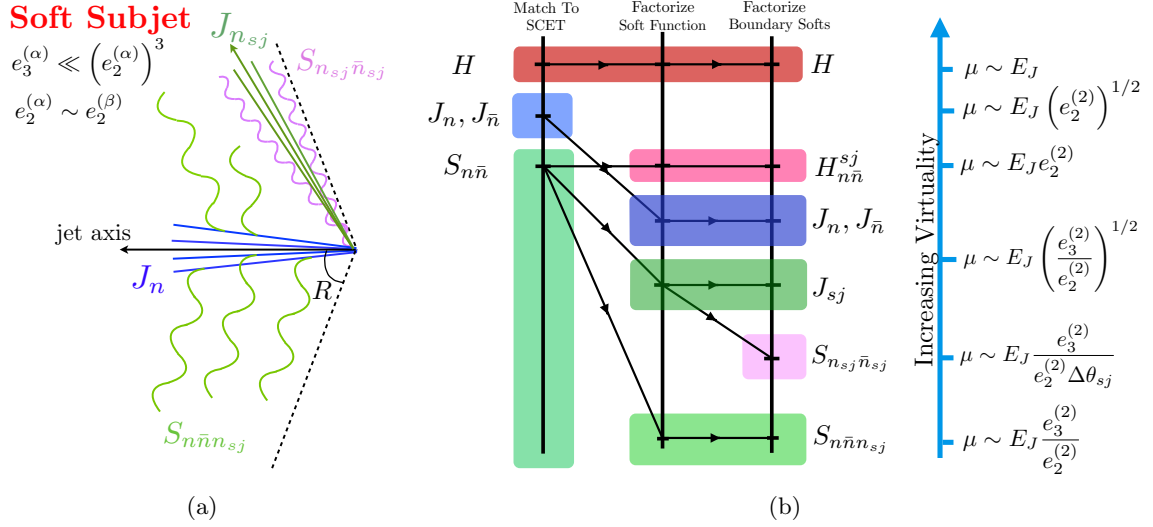


Figure 7: A schematic depiction of the soft subjet configuration with dominant QCD radiation and the functions describing its dynamics in the effective field theory is shown in a). The matching procedure and relevant scales are shown in b), where we have restricted to the case $\alpha = \beta = 2$ for simplicity.

also use the notation $\Delta\theta_{sj} = R - \theta_{sj}$ to denote the angle from the soft subjet axis to the jet boundary. The modes of the soft subjet are collinear-soft modes, being both soft and collimated, and we will therefore denote the characteristic angle between them as θ_{cs} . Straightforward power counting can be applied to determine the scaling of the modes for both the energetic jet and the soft subjet. Their contributions to the observable are given by

$$e_2^{(\alpha)} \sim z_{sj}, \quad (3.9)$$

$$e_2^{(\beta)} \sim z_{sj}, \quad (3.10)$$

$$e_3^{(\alpha)} \sim z_{sj}(\theta_c^\alpha + z_{sj}\theta_{cs}^\alpha + z_s). \quad (3.11)$$

In the soft subjet region of phase space, we have the relation $e_2^{(\alpha)} \sim e_2^{(\beta)}$, and therefore these two observables are redundant from a power counting perspective. We will therefore write the power counting of the modes in terms of $e_2^{(\alpha)}$ and $e_3^{(\alpha)}$.

From the contributions to the observables above, we find that the momentum of the collinear and global soft radiation scales like

$$p_c \sim E_J \left(\left(\frac{e_3^{(\alpha)}}{e_2^{(\alpha)}} \right)^{2/\alpha}, 1, \left(\frac{e_3^{(\alpha)}}{e_2^{(\alpha)}} \right)^{1/\alpha} \right)_{n\bar{n}}, \quad (3.12)$$

$$p_s \sim E_J \frac{e_3^{(\alpha)}}{e_2^{(\alpha)}} (1, 1, 1)_{n\bar{n}},$$

where E_J is the energy of the jet and n and \bar{n} are the light-like directions of the jet of interest and the other jet in the event, respectively. The soft subjet mode's momentum scales like

$$p_{sj} \sim E_J e_2^{(\alpha)} \left(\left(\frac{e_3^{(\alpha)}}{(e_2^{(\alpha)})^2} \right)^{2/\alpha}, 1, \left(\frac{e_3^{(\alpha)}}{(e_2^{(\alpha)})^2} \right)^{1/\alpha} \right)_{n_{sj} \bar{n}_{sj}}, \quad (3.13)$$

in the light-cone coordinates defined by the direction of the soft subjet, n_{sj} . These are the complete set of modes defined by the scales set by the measurements of $e_2^{(\alpha)}$, $e_2^{(\beta)}$, and $e_3^{(\alpha)}$ alone.

Unlike in the collinear subjet region of phase space there are no collinear-soft modes required in the effective field theory description, since the soft subjet is at a wide angle from the jet axis. However, in this region there is an additional mode, termed a *boundary soft mode* in Ref. [76], whose appearance is forced by the jet boundary and the energy veto in the region of phase space outside the jet. These modes do not contribute to the e_2 observables, but are effectively a collinear-soft mode whose angle with respect to the soft subjet axis is set by the angle to the boundary. The boundary soft mode's momentum components scale like

$$p_{bs} \sim E_J \frac{e_3^{(\alpha)}}{e_2^{(\alpha)} (\Delta\theta_{sj})^\alpha} \left((\Delta\theta_{sj})^2, 1, \Delta\theta_{sj} \right)_{n_{sj} \bar{n}_{sj}}, \quad (3.14)$$

written in the light-cone coordinates defined by the soft subjet axis. The boundary soft modes are required to have a single scale in the soft subjet function. For consistency of the factorization, we must enforce that the soft subjet modes cannot resolve the jet boundary and that the boundary soft modes are localized near the jet boundary. That is, the angular size of the soft subjet modes, θ_{cs} , must be parametrically smaller than that of the boundary soft modes, namely $\Delta\theta_{sj}$. We therefore find the condition

$$(\Delta\theta_{sj})^\alpha \gg (\theta_{cs})^\alpha \sim \frac{e_3^{(\alpha)}}{(e_2^{(\alpha)})^2}, \quad \text{and} \quad \Delta\theta_{sj} \ll 1. \quad (3.15)$$

Therefore, the factorization theorem applies in a region of the phase space where the soft subjet is becoming pinched against the boundary of the jet, but lies far enough away that the collinear modes of the soft subjet do not touch the boundary. A schematic depiction of this region of phase space, along with a summary of all the relevant modes which appear in the factorization theorem is shown in Fig. 7.

In the soft subjet region of phase space, the choice of jet algorithm plays a crucial role, since the soft subjet probes the boundary of the jet. In Ref. [76] the factorization theorem in the soft subjet region of phase space was presented using a broadening axis cone algorithm with radius R . We now show that up to power corrections, the factorization theorem in the soft subjet region of phase space is identical with either the anti- k_T or broadening axis cone algorithm. In particular, with the anti- k_T algorithm, the jet boundary is not

deformed by the soft subjet, and can be treated as a fixed cone of radius R . This is not true for other jet algorithms, such as k_T [101, 102] or Cambridge-Aachen [103–105], where the boundary is deformed by the clustering of soft emissions, a point which has been emphasized elsewhere (see, e.g., Refs. [106–108]).

The validity of the factorization theorem requires the following two conditions, which will put constraints on the power counting in the soft subjet region of phase space. First, the soft subjet must be clustered with the jet axis, rather than with the out-of-jet radiation. This is guaranteed as long as the soft subjet axis satisfies $\theta_{sj} < R$. Second, the radiation clustered with the soft subjet from the out-of-jet region should not distort the boundary of the jet. More precisely, the distortion of the boundary must not modify the value of $e_3^{(\alpha)}$ at leading power (note that the power counting guarantees that it does not modify $e_2^{(\alpha)}$). The contribution to $e_3^{(\alpha)}$ from a soft out-of-jet emission is given by

$$e_2^{(\alpha)} \frac{\Lambda}{E_J} \ll e_3^{(\alpha)} \implies \frac{\Lambda}{E_J} \ll \frac{e_3^{(\alpha)}}{e_2^{(\alpha)}} \sim \left(e_2^{(\alpha)}\right)^2. \quad (3.16)$$

Since the out-of-jet scale is in principle a free parameter, we can formally enforce this condition in our calculations. Corrections due to a deformation of the jet boundary would enter as power corrections in this region of phase space. The jet boundary therefore acts as a hard boundary of radius R , and the factorization theorem is identical to that presented in Ref. [76].

Factorization Theorem

With an understanding of the precise restrictions on the power counting required for the validity of the soft subjet factorization theorem, we now discuss its structure. Since we have argued that the relevant factorization theorem is identical to that presented in Ref. [76], we will only state the result. The factorization theorem in the soft subjet region with the out-of-jet scale satisfying $\Lambda \ll e_2^{(\alpha)} E_J$, and with jets defined by the anti- k_T jet algorithm, is given by

$$\begin{aligned} \frac{d\sigma(B; R)}{de_2^{(\alpha)} de_2^{(\beta)} de_3^{(\alpha)}} = & \quad (3.17) \\ & \int dB_S dB_{J_{\bar{n}}} \int de_3^{J_n} de_3^{J_{sj}} de_3^S de_3^{S_{sj}} \delta(B - B_{J_{\bar{n}}} - B_S) \delta(e_3^{(\alpha)} - e_3^{J_n} - e_3^{J_{sj}} - e_3^S - e_3^{S_{sj}}) \\ & \times H_{n\bar{n}}(Q^2) H_{n\bar{n}}^{sj}(e_2^{(\alpha)}, e_2^{(\beta)}) J_n(e_3^{J_n}) J_{\bar{n}}(B_{J_{\bar{n}}}) S_{n\bar{n}n_{sj}}(e_3^S; B_S; R) J_{n_{sj}}(e_3^{J_{sj}}) S_{n_{sj}\bar{n}_{sj}}(e_3^{S_{sj}}; R). \end{aligned}$$

In this expression we have explicitly indicated the dependence on the jet boundaries with the jet radius R . A brief description of the functions appearing in Eq. (3.17) is as follows:

- $H_{n\bar{n}}(Q^2)$ is the hard function describing the underlying short distance process. In this case we consider $e^+e^- \rightarrow q\bar{q}$.
- $H_{n\bar{n}}^{sj}(e_2^{(\alpha)}, e_2^{(\beta)})$ is the hard function describing the production of the soft subjet coherently from the initial $q\bar{q}$ dipole, and describes dynamics at the scale set by $e_2^{(\alpha)}, e_2^{(\beta)}$.

- $J_n(e_3^{(\alpha)})$ is a jet function at the scale $e_3^{(\alpha)}$ describing the hard collinear modes of the identified jet along the n direction.
- $J_{\bar{n}}(B)$ is a jet function describing the collinear modes of the out-of-jet region of the event.
- $S_{n\bar{n}n_{sj}}(e_3^{(\alpha)}; B; R)$ is the global soft function involving three Wilson line directions, n, \bar{n}, n_{sj} . The global soft function depends explicitly on both the out-of-jet measurement and the jet radius.
- $J_{n_{sj}}(e_3^{(\alpha)})$ is a jet function describing the dynamics of the soft subjet modes, which carry the bulk of the energy in the soft subjet.
- $S_{n_{sj}\bar{n}_{sj}}(e_3^{(\alpha)}; R)$ is a soft function describing the dynamics of the boundary soft modes. It depends only on two Wilson line directions n_{sj}, \bar{n}_{sj} .

These functions, and a schematic depiction of the radiation which they define, are indicated in Fig. 7, along with a schematic depiction of the multistage matching procedure from QCD onto the effective theory, as described in detail in Ref. [76]. Although we will not discuss any details of the matching procedure, it is important to note that it occurs through a refactorization of the soft function, and hence the soft subjet factorization theorem is sensitive to the global color structure of the event, since the soft subjet is emitted coherently from all eikonal lines. This should be contrasted with the case of the collinear subjects factorization theorem, where the matching occurs through a refactorization of the jet function.

In the soft subjet region of phase space, we can relate the variables $e_2^{(\alpha)}, e_2^{(\beta)}$ to the physically more transparent z_{sj}, θ_{sj} variables with a simple Jacobian factor, giving the factorization theorem

$$\begin{aligned} \frac{d\sigma(B; R)}{dz_{sj} d\theta_{sj} de_3^{(\alpha)}} = & \quad (3.18) \\ & \int dB_S dB_{J_{\bar{n}}} \int de_3^{J_n} de_3^{J_{sj}} de_3^S de_3^{S_{sj}} \delta(B - B_{J_{\bar{n}}} - B_S) \delta(e_3^{(\alpha)} - e_3^{J_n} - e_3^{J_{sj}} - e_3^S - e_3^{S_{sj}}) \\ & \times H_{n\bar{n}}(Q^2) H_{n\bar{n}}^{sj}(z_{sj}, \theta_{sj}) J_n(e_3^{J_n}) J_{\bar{n}}(B_{J_{\bar{n}}}) S_{n\bar{n}n_{sj}}(e_3^S; B_S; R) J_{n_{sj}}(e_3^{J_{sj}}) S_{n_{sj}\bar{n}_{sj}}(e_3^{S_{sj}}; R). \end{aligned}$$

Operator definitions, and one-loop calculations for the operators appearing in the factorization theorem of Eqs. (3.17) and (3.18) are given in App. C.

3.1.3 Soft Haze

The soft haze region defines the upper boundary of the $e_2^{(\beta)}, e_3^{(\alpha)}$ phase space. In this region of phase space jets consist of a single hard core, with no resolved subjets. A factorization theorem describing this region of phase space has not been presented elsewhere, but can be straightforwardly formulated in standard SCET involving only n and \bar{n} collinear sectors.

As discussed in Sec. 2.2, the power counting in the soft haze region depends sensitively on the relative values of α and β , and therefore so does the structure of the factorization

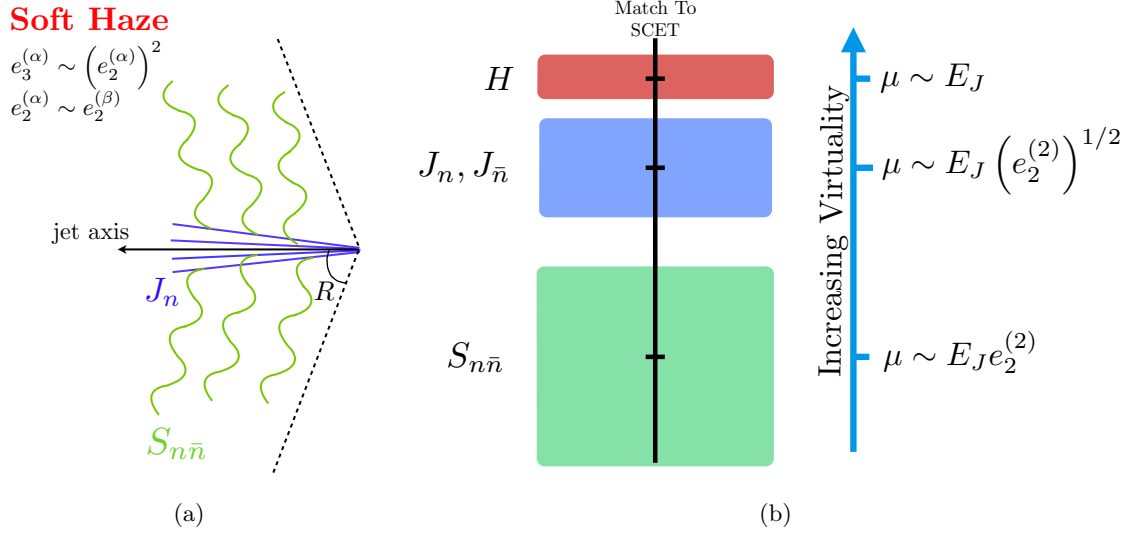


Figure 8: A schematic depiction of the soft haze configuration where no subjects are resolved, with dominant QCD radiation and the functions describing its dynamics in the effective field theory is shown in a). The relevant scales in the effective field theory are shown in b), where we have restricted to the case $\alpha = \beta = 2$ for simplicity.

theorem. Since, from Eq. (2.10), we restrict ourself to $\alpha \geq \beta$, we will for simplicity only discuss the factorization theorems valid in this case. Factorization theorems for other values of α and β can be determined by performing a similar analysis.

Mode Structure

In the soft haze region the observables have the power counting

$$e_2^{(\alpha)} \sim z_s + \theta_c^\alpha, \quad (3.19)$$

$$e_2^{(\beta)} \sim z_s + \theta_c^\beta, \quad (3.20)$$

$$e_3^{(\alpha)} \sim z_s^2 + \theta_c^\alpha z_s + \theta_c^{3\alpha}, \quad (3.21)$$

where we have not yet dropped power suppressed terms. We are interested in the factorization theorem on the upper boundary, with the scaling $e_3^{(\alpha)} \sim (e_2^{(\beta)})^2$.⁴ We now assume

⁴There is another parametric choice for the relative scaling of the 2-point energy correlation functions [74], though it does not extend to the upper boundary of the phase space. If $(e_2^{(\alpha)})^\beta \sim (e_2^{(\beta)})^\alpha$, then the power counting is

$$\begin{aligned} e_2^{(\alpha)} &\sim z_s + \theta_c^\alpha, \\ e_2^{(\beta)} &\sim \theta_c^\beta, \\ e_3^{(\alpha)} &\sim z_s^2 + \theta_c^\alpha z_s, \end{aligned}$$

with both 2-point correlation functions dominated by collinear physics. For $\alpha > \beta$, this region has the scaling $e_3^{(\alpha)} \sim (e_2^{(\beta)})^{2\alpha/\beta}$ which does not extend to the upper boundary.

$\alpha > \beta$. In this case, dropping power suppressed terms, the appropriate power counting is

$$e_2^{(\alpha)} \sim z_s, \quad (3.22)$$

$$e_2^{(\beta)} \sim z_s + \theta_c^\beta, \quad (3.23)$$

$$e_3^{(\alpha)} \sim z_s^2. \quad (3.24)$$

It is also interesting to consider the case $\alpha = \beta$ because in the soft haze region it is not necessary to measure two different 2-point energy correlation functions, unlike in the two-prong region of phase space. In the case that $\alpha = \beta$, we have instead,

$$e_2^{(\alpha)} \sim z_s + \theta_c^\alpha, \quad (3.25)$$

$$e_3^{(\alpha)} \sim z_s^2 + \theta_c^\alpha z_s, \quad (3.26)$$

where the second term in the expression for $e_3^{(\alpha)}$ is no longer power suppressed. This will modify the factorization theorem between the two cases.

In both cases, the scaling of the modes is then given by

$$p_c \sim E_J \left(\left(e_2^{(\beta)} \right)^{2/\beta}, 1, \left(e_2^{(\beta)} \right)^{1/\beta} \right)_{n\bar{n}}, \quad (3.27)$$

$$p_s \sim e_2^{(\beta)} E_J (1, 1, 1)_{n\bar{n}}, \quad (3.28)$$

with $\beta = \alpha$ in the second case. Here E_J is the energy of the jet and the subscripts denote the light-like directions with respect to which the momenta is decomposed. This scaling should be recognized as the usual power counting of the collinear and soft modes for the angularities with angular exponent β [74, 109].

Factorization Theorem

The factorization theorem in the soft haze region of phase space can now be straightforwardly read off from the power counting expressions of the previous sections. We state it both for the case $\alpha = \beta$ and $\alpha > \beta$. For $\alpha > \beta$, we have

$$\frac{d\sigma}{de_2^{(\alpha)} de_2^{(\beta)} de_3^{(\alpha)}} = H_{n\bar{n}}(Q^2) J_{\bar{n}}(B) \int de_2^c de_2^s \delta \left(e_2^{(\beta)} - e_2^c - e_2^s \right) J_n(e_2^c) S_{n\bar{n}} \left(e_2^s, e_2^{(\alpha)}, e_3^{(\alpha)}, R, B \right), \quad (3.29)$$

where we have suppressed the convolution over the out-of-jet measurement B , to focus on the structure of the in-jet measurements. For $\alpha = \beta$, the factorization theorem takes an interesting form⁵

$$\begin{aligned} \frac{d\sigma}{de_2^{(\alpha)} de_3^{(\alpha)}} &= H_{n\bar{n}}(Q^2) J_{\bar{n}}(B) \int de_2^c de_2^s de_3^s \delta \left(e_2^{(\alpha)} - e_2^c - e_2^s \right) \delta \left(e_3^{(\alpha)} - e_2^c e_2^s - e_3^s \right) \\ &\quad \times J_n(e_2^c) S_{n\bar{n}}(e_2^s, e_3^s, R, B), \end{aligned} \quad (3.30)$$

⁵When calculating the tail of the D_2 distribution, one might be tempted to marginalize over $e_2^{(\beta)}$ in Eq. (3.29). This naïve marginalization does not yield the correct result. Rather, if one started the derivation of the factorization theorem with only the measurements of $e_2^{(\alpha)}$ and $e_3^{(\alpha)}$ imposed, so that all possible $e_2^{(\beta)}$ configurations are integrated over, then Eq. (3.30) would be obtained. Thus Eq. (3.30) is the correct marginalization over $e_2^{(\beta)}$ in Eq. (3.29).

where again the convolution over B has been suppressed. A brief description of the functions appearing in the factorization theorems is as follows:

- $H_{n\bar{n}}(Q^2)$ is the hard function describing the underlying short distance process. In this case we consider $e^+e^- \rightarrow q\bar{q}$.
- $J_{\bar{n}}(B)$ is the jet function describing the collinear modes for the recoiling jet.
- $J_n(e_2^c)$ is the jet function describing the collinear modes for the jet in the n direction.
- $S_{n\bar{n}}(e_2^s, e_3^s, R, B)$ and $S_{n\bar{n}}(e_2^s, e_2^{(\alpha)}, e_3^{(\alpha)}, R, B)$ are soft functions describing the global soft radiation from the $n\bar{n}$ dipole. These also carry the jet algorithm constraints denoted by R , and any out-of-jet measurements B .

These functions, and a schematic depiction of the radiation which they define are indicated in Fig. 8. In App. F, we give operator definitions of these functions and the leading-power expression for the $e_3^{(\alpha)}$ measurement operator in the soft function.

There are several interesting features about the factorization theorems of Eqs. (3.29) and (3.30). First, the soft functions are multi-differential, in that they require the simultaneous measurement of multiple quantities. Such multi-differential jet and soft functions have been discussed in detail in Ref. [74, 75]. One other interesting feature of the factorization theorem of Eq. (3.30), for the case of equal angular exponents, is the appearance of the product structure in the δ -function defining the value of $e_3^{(\alpha)}$. This product structure follows from the power counting of Eq. (3.25) which describes the properties of the 3-point energy correlation function in the soft and collinear limits. It is important to note that this product form does not violate soft-collinear factorization, since only the knowledge of the total $e_2^{(\alpha)}$ of the soft or collinear sector is required.

The soft contribution to the 3-point energy correlation is first non-vanishing with two real emissions. Therefore at one-loop, the factorization theorem of Eq. (3.29) reduces exactly to the factorization theorem for the multi-differential angularities studied in Refs. [74, 75], whereas the factorization theorem of Eq. (3.30) reduces to the factorization theorem for a single angularity. In this paper, we will not perform the two-loop calculation necessary to obtain a non-trivial contribution to the three point energy correlation function. Instead, we will obtain an approximation to the cross section in this region by taking a limit of our factorization theorems in the two-prong region of phase space. This is possible, because as we will show in Sec. 4.3 by studying the fixed order distributions for the observable D_2 , there is no fixed order singularity in the soft haze region of phase space in the presence of a mass cut. This implies that the resummation is not needed to regulate a fixed order singularity. This will be discussed in Sec. 4.4.2. The field theoretic definitions of the functions appearing in the factorization theorem of Eq. (3.29) as well as power expansions of the measurement operators are collected in App. F. However, because of the fact that we do not explicitly use the results of the soft haze factorization theorem in our calculation, we simply refer the reader to Refs. [74, 75] for the calculations of the one-loop functions relevant to the factorization theorems of Eqs. (3.29) and (3.30), and leave for future work the full two-loop calculation.

3.1.4 Refactorization of the Global Soft Function

In each of the factorization theorems required for the description of QCD background jets, namely the collinear subjets, soft subjet, and soft haze factorization theorems, there is a global soft function, which is sensitive to both the in-jet measurement of the energy correlation functions, as well as the out-of-jet measurement B . To ensure that all large logarithms are resummed by the renormalization group evolution, we must perform a refactorization of the soft function [60, 62, 109–111]. This ensures that the only logarithms which appear in a given soft function that are sensitive to both in-jet and out-of-jet scales are true non-global logarithms (NGLs) [78], which first appear at two-loop order in the calculation of a particular soft function.⁶ Here we focus on the refactorization of the soft subjet and collinear subjets factorization theorems of Secs. 3.1.1 and 3.1.2, which will be used in our numerical calculation. For both of these factorization theorems, we can write the soft function to all orders in α_s as

$$S\left(e_3^{(\alpha)}, B; R, \mu\right) = S^{(\text{out})}\left(B; R, \mu\right) S^{(\text{in})}\left(e_3^{(\alpha)}; R, \mu\right) S_{\text{NGL}}\left(e_3^{(\alpha)}, B; R\right), \quad (3.31)$$

where we have explicitly indicated the renormalization scale μ dependence [112]. The non-global part of the soft function $S_{\text{NGL}}\left(e_3^{(\alpha)}, B; R\right)$ is first non-trivial at two-loop order, beyond the accuracy to which we explicitly calculated the soft functions in this paper. Furthermore, the anomalous dimension of the soft function factorizes to all orders in perturbation theory as

$$\gamma_S\left(e_3^{(\alpha)}, B; R; \mu\right) = \gamma_S^{(\text{out})}\left(B; R; \mu\right) + \gamma_S^{(\text{in})}\left(e_3^{(\alpha)}; R; \mu\right), \quad (3.32)$$

and therefore the renormalization group kernels factorize as well. Briefly, this occurs because renormalization group consistency relates the soft anomalous dimension to the sum of all the other anomalous dimensions, each of which can be associated with the in-jet or out-of-jet contributions.⁷

While similar refactorizations of the global soft function have been discussed previously, and used in numerical calculations (see especially Ref. [62] for a detailed discussion), we will discuss it here for completeness. The refactorization of the global soft function plays a role in our numerical results and is particularly important in appropriately separating scales in the global soft function of the soft subjet factorization theorem of Sec. 3.1.2. In Ref. [76] the structure of the one-loop calculation of the soft subjet factorization theorem was discussed in detail, with a particular focus on the dependence on the angle $\Delta\theta_{sj}$ between the soft subjet and the boundary. There it was found that the while the out-of-jet

⁶It is important to emphasize that throughout this section we refer to the NGLs which appear in the soft function of a given factorization theorem, and the order in α_s at which they will appear in this particular soft function. Because we combine distinct factorization theorems, some of which include hard splitting functions, or eikonal emission functions, this order is in general distinct from the order at which they will appear in the total cross section, which can be different for each factorization theorem. This combination of the factorization theorems is completely independent from the refactorization of the soft function in a particular factorization theorem.

⁷As discussed in Ref. [62] there is some ambiguity in how the hard function, for example, is associated with the in-jet or out-of-jet anomalous dimensions, but this does not affect the above argument.

soft function contained dependence on the angle between the soft subjet and the boundary, $\Delta\theta_{sj}$, this dependence vanishes in the in-jet contribution to the soft function due to a zero bin subtraction. Renormalization group consistency is achieved since the $\Delta\theta_{sj}$ dependence associated with the in-jet region is carried by the boundary soft function. Therefore, the refactorization of the global soft function for the soft subjet factorization theorem allows the soft function to be separated into a piece with $\Delta\theta_{sj}$ dependence, and a piece with no $\Delta\theta_{sj}$ dependence, and is crucial for resumming all large logarithms associated with this scale. The one-loop anomalous dimensions, split into out-of-jet and in-jet contributions, as well as canonical scales for both the in-jet and out-of-jet soft functions are given in App. B, App. C, and App. D. Further details of this refactorization, and in particular a discussion on the dependence on $\Delta\theta_{sj}$ is also given.

For completeness, we also give the final refactorized expressions for the factorization theorems for the collinear subjets and soft subjet factorization theorems that will be used when presenting numerical results. For the collinear subjets factorization theorem, we have

$$\begin{aligned} \frac{d^3\sigma}{dz\,de_2^{(\alpha)}\,de_3^{(\alpha)}} &= \sum_{f,f_a,f_b} H_{n\bar{n}}^f(Q^2) P_{n_t \rightarrow n_a, n_b}^{f \rightarrow f_a f_b} \left(z; e_2^{(\alpha)} \right) \int dB_S dB_{J_{\bar{n}}} \int de_3^c de_3^{\bar{c}} de_3^s de_3^{cs} \quad (3.33) \\ &\times \delta(B - B_{J_{\bar{n}}} - B_S) \delta \left(e_3^{(\alpha)} - e_3^c - e_3^{\bar{c}} - e_3^s - e_3^{cs} \right) \\ &\times J_{\bar{n}}(B_{J_{\bar{n}}}) J_{n_a}^{f_a} \left(z; e_3^c \right) J_{n_b}^{f_b} \left(1 - z; e_3^{\bar{c}} \right) S_{n\bar{n}}^{(\text{out})} \left(B_S; R \right) S_{n\bar{n}}^{(\text{in})} \left(e_3^s; R \right) S_{n_a n_b \bar{n}}^+ \left(e_3^{cs} \right), \end{aligned}$$

while for the soft subjet factorization theorem, we have

$$\begin{aligned} \frac{d\sigma(B; R)}{dz_{sj}\,d\theta_{sj}\,de_3^{(\alpha)}} &= H_{n\bar{n}}(Q^2) H_{n\bar{n}}^{sj} (z_{sj}, \theta_{sj}) \int dB_S dB_{J_{\bar{n}}} \int de_3^{J_n} de_3^{J_{sj}} de_3^S de_3^{S_{sj}} \quad (3.34) \\ &\times \delta(B - B_{J_{\bar{n}}} - B_S) \delta \left(e_3^{(\alpha)} - e_3^{J_n} - e_3^{J_{sj}} - e_3^S - e_3^{S_{sj}} \right) \\ &\times J_n \left(e_3^{J_n} \right) J_{\bar{n}}(B_{J_{\bar{n}}}) S_{n\bar{n}n_{sj}}^{(\text{out})} \left(B_S; R \right) S_{n\bar{n}n_{sj}}^{(\text{in})} \left(e_3^S; R \right) J_{n_{sj}} \left(e_3^{J_{sj}} \right) S_{n_{sj}\bar{n}_{sj}} \left(e_3^{S_{sj}}; R \right). \end{aligned}$$

In this form, each function in Eqs. (3.33) and (3.34) contains logarithms of a single scale, which can be resummed through renormalization group evolution.

3.2 Boosted Boson Signal

In this section we discuss the effective field theory and factorization theorem relevant for the hadronically-decaying boosted boson signal. For concreteness, we will consider the case of a boosted Z boson decaying to a massless $q\bar{q}$ pair; however, the extension to other color-neutral boosted particles is trivial. We will work in the narrow width approximation, setting the width of the Z boson $\Gamma_Z = 0$. Corrections to this approximation are trivial to implement, as they do not modify the structure of the factorization, and are expected to have a minimal effect.

A factorization theorem for the N -subjettiness observable $\tau_{1,2}^{(\beta)}$ [63, 64, 95] measured on boosted Z jets was presented in Ref. [41]. This factorization theorem was obtained by boosting an appropriately chosen e^+e^- event shape. A factorization theorem can also be

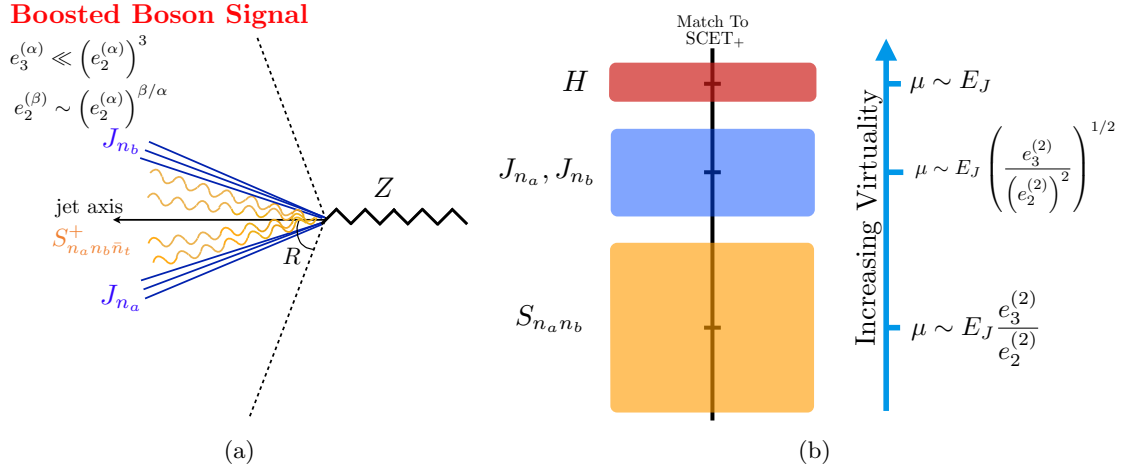


Figure 9: A schematic depiction of the boosted Z boson configuration with dominant QCD radiation and the functions describing its dynamics in the effective field theory is shown in a). The relevant scales, ordered in virtuality, are summarized in b), where we have restricted to the case $\alpha = \beta = 2$ for simplicity.

formulated using the SCET₊ effective theory,⁸ where the collinear-soft mode, which was described in Sec. 3.1.1, corresponds to the boosted soft mode of the e^+e^- event shape. We will take this second approach, as it is in line with the general spirit of this paper, of developing effective field theory descriptions of jet substructure configurations. However, the approach of relating to boosted e^+e^- event shape variables is useful for relating results to higher order calculations known in the literature. Despite the fact that the factorization for the energy correlation functions in the signal region follows straightforwardly from that of Ref. [41], or from the SCET₊ factorization theorem of Sec. 3.1.1, we will discuss it here for completeness.

We assume the process $e^+e^- \rightarrow ZZ \rightarrow q\bar{q}l\bar{l}$, where l is a lepton to avoid having to describe additional jets, although the extension to two hadronically-decaying Z bosons is trivial. The factorization theorem is then similar to that presented in Sec. 3.1.1, however, there are no global soft modes since the Z is a color singlet. The scaling of the collinear and collinear-soft modes are identical to those given in Sec. 3.1.1, so we do not repeat them here. The factorization theorem is given by

$$\begin{aligned} \frac{d\sigma}{dz de_2^{(\alpha)} de_3^{(\alpha)}} &= H(Q^2) P_{n \rightarrow n_a, n_b}^{Z \rightarrow q\bar{q}}(z; e_2^{(\alpha)}) \int de_3^c de_3^{\bar{c}} de_3^s de_3^{cs} \\ &\times \delta\left(e_3^{(\alpha)} - e_3^c - e_3^{\bar{c}} - e_3^{cs}\right) J_{n_a}^q(z; e_3^c) J_{n_b}^{\bar{q}}(1-z; e_3^{\bar{c}}) S_{n_a n_b}^+(e_3^{cs}). \end{aligned} \quad (3.35)$$

⁸Here we have slightly extended the usage of the SCET₊ nomenclature beyond that which it was originally used in Ref. [77]. In particular, in the case of the signal distribution, there are no global soft modes, and the matching to the effective theory proceeds in quite a different way than for the case of a two prong QCD jet as originally considered in Ref. [77]. Nevertheless, because the effective theory contains a collinear-soft mode, we will refer to it as SCET₊.

As with the factorization theorem in Sec. 3.1.1, we have chosen to write the factorization theorem in terms of $e_2^{(\alpha)}$, $e_3^{(\alpha)}$, and the energy fraction of one of the subjects, z . A brief description of the functions appearing in Eq. (3.35) is as follows:

- $H(Q^2)$ is the hard function describing the production of the on-shell Z bosons in an e^+e^- collision. It also includes the leptonic decay of the Z boson. Following Ref. [41] we assume that the Z boson is unpolarized and so its decay matrix element is flat in the cosine of the boost angle. Non-flat distributions corresponding to some particular decay or production mechanism are straightforward to include.
- $P_{n \rightarrow n_a, n_b}^{Z \rightarrow q\bar{q}}(z; e_2^{(\alpha)})$ describes the decay of the on-shell Z boson into a $q\bar{q}$ pair with momenta along the n_a and n_b axes.
- $J_{n_a}^q(z; e_3^c)$, $J_{n_b}^{\bar{q}}(1-z; e_3^c)$ are the jet functions describing the collinear radiation associated with the two collinear subjects.
- $S_{n_a n_b}^+(e_3^{cs})$ is the collinear-soft function describing the radiation from the $q\bar{q}$ dipole formed by the two collinear subjects.

The basic structure of the factorization theorem, and the radiation described by the different functions, as well as their scalings, are shown schematically in Fig. 9. Operator definitions, and one-loop calculations for the operators appearing in the factorization theorem of Eq. (3.35) are given in App. E. Because the collinear soft modes are boosted, the collinear soft function does not require a refactorization, as was necessary for the global soft functions, in Sec. 3.1.4.

It is important to emphasize the distinction between our treatment of a boosted Z jet, where we presented a single factorization theorem, and a massive QCD jet, where three distinct factorization theorems were required. While it is obvious that the soft haze region does not exist for a boosted Z jet, the soft subjet region does. However, unlike the case of a massive QCD jet, where the soft subjet region is enhanced by a factor of $1/z_{sj}$ from the eikonal emission factor, no such enhancement exists for the Z decay. Indeed, it was shown in Ref. [41] that the effect of the jet boundary, which would arise from the soft subjet configuration, is power suppressed by $1/Q$. While it would be potentially interesting to analytically study the jet radius dependence for the signal distribution using the soft subjet factorization theorem, this is beyond the scope of this paper. We will therefore neglect jet radius effects and write the factorization theorem in Eq. (3.35) with no R dependence.

The factorization theorem of Eq. (3.35) provides an accurate description of the boosted boson signal in the two-prong region of phase space, where $e_3^{(\alpha)} \ll (e_2^{(\alpha)})^3$. However, to be able to compare the signal and background distributions, a valid description of the region $e_3^{(\alpha)} \gtrsim (e_2^{(\alpha)})^3$ is also required. Unlike for the case of a massive QCD jet, where this region is described by the soft haze factorization theorem, for a boosted Z boson, an accurate description of this region requires matching to the fixed order $Z \rightarrow q\bar{q}g$ matrix element. Since the boost of the Z boson is fixed, this corresponds to a hard gluon emission from the $q\bar{q}$ dipole. In the numerical results shown throughout the paper, we have performed this matching to fixed order, directly within the SCET₊ effective theory. The fixed order

cross section for $D_2^{(\alpha,\beta)}$ onto which the result of the factorization theorem was matched, was calculated numerically by boosting the leading order $e^+e^- \rightarrow q\bar{q}g$ matrix element and performing a Monte Carlo integration. This allows for the consideration of general angular exponents α and β in which case the required integrals are difficult, if not impossible, to evaluate analytically.

4 A Factorization Friendly Two-Prong Discriminant

The approach to two-prong discrimination taken in this paper is to use calculability and factorizability constraints to guide the construction of an observable. Having understood in detail the structure of the $e_2^{(\alpha)}, e_2^{(\beta)}, e_3^{(\alpha)}$ phase space, along with the effective field theories describing each parametric region, we now show how a powerful two-prong discriminant, D_2 , emerges from this analysis naturally. After defining the D_2 observable, we discuss some of its interesting properties, and show that the factorization theorems of Sec. 3 can be combined to give a factorized description of the observable over the entire phase space.

4.1 Defining D_2

The goal of boosted boson discrimination is to define observables which distinguish between one- and two-prong jets. As a simplification, we will take the view that both collinear and soft subjects should be treated as two-pronged by the discriminant, while soft haze jets should be treated as one-pronged. Treating both the collinear and soft subjects as two-pronged immediately implies that a marginalization over the soft subjet and collinear subjet factorization theorems will need to be performed to obtain a prediction for the two-prong discriminant. This will be discussed in Sec. 4.4. A more sophisticated observable could take advantage of the different fraction of signal and QCD jets in the soft subjet and collinear subjects regions of phase space, and we will give a simple example of such an observable in Sec. 5.7.

We will consider discriminants, which we denote $D_2^{(\alpha,\beta)}$, which parametrize a family of contours in the $e_2^{(\beta)}, e_3^{(\alpha)}$ plane, as shown schematically in Fig. 10. Such observables can be calculated by marginalizing the double differential cross section [70]

$$\frac{d\sigma}{dD_2^{(\alpha,\beta)}} = \int de_2^{(\beta)} de_3^{(\alpha)} \delta\left(D_2^{(\alpha,\beta)} - D_2^{(\alpha,\beta)}(e_2^{(\beta)}, e_3^{(\alpha)})\right) \frac{d^2\sigma}{de_2^{(\beta)} de_3^{(\alpha)}}. \quad (4.1)$$

For the observable $D_2^{(\alpha,\beta)}$ to be calculable using the factorization theorems of Sec. 3, the curves over which the marginalization is performed in Eq. (4.1) must lie entirely in a region of phase space in which there is a description in terms of a single effective field theory (up to the marginalization over the collinear and soft subjects). Stated another way, the contours of $D_2^{(\alpha,\beta)}$ must lie either entirely in the one-prong region of phase space, or entirely in the two-prong region of phase space. This condition is also natural from the perspective that $D_2^{(\alpha,\beta)}$ provide good discrimination power, a point which has been emphasized in Refs. [66, 67]. If the contours do not respect the parametric scalings of the phase space, the marginalization cannot be performed within a single effective field theory. A more

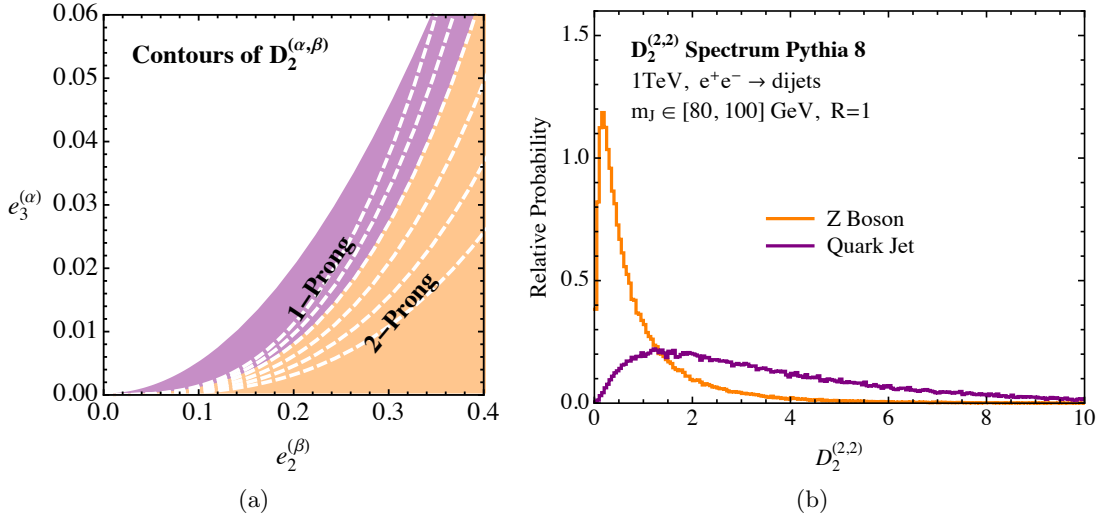


Figure 10: a) Contours of the observable D_2 in the $e_2^{(\beta)}, e_3^{(\alpha)}$ plane. b) Sample D_2 spectra for boosted Z bosons and QCD jets, generated in Monte Carlo. Angular exponents $\alpha = \beta = 2$ have been used.

sophisticated interpolation between the different effective field theories, along the lines of Refs. [74, 75] is then required.

In Sec. 2, a power counting analysis was used to show that for $3\alpha/\beta > 2$, the one- and two-prong regions of phase space are parametrically separated, with the contour separating them scaling as $e_3^{(\alpha)} \sim (e_2^{(\beta)})^{3\alpha/\beta}$. This implies that, parametrically, the optimal two-prong discriminant formed from $e_2^{(\beta)}$ and $e_3^{(\alpha)}$ is

$$D_2^{(\alpha,\beta)} = \frac{e_3^{(\alpha)}}{(e_2^{(\beta)})^{3\alpha/\beta}}. \quad (4.2)$$

This extends the definition of Ref. [66], which considered the observable $D_2^{(\alpha,\alpha)}$, with equal angular exponents. To simplify our notation, we will often not explicitly write the angular exponents α and β , referring to the observable simply as D_2 .

The D_2 observable takes small values for a two-prong jet and large values for a one-prong jet. Its contours in the $e_2^{(\beta)}, e_3^{(\alpha)}$ phase space are shown schematically in Fig. 10, along with illustrative Monte Carlo generated spectra for both boosted Z jets and massive QCD jets in e^+e^- collisions. A more detailed discussion of the discrimination power of D_2 , as well as the details of the Monte Carlo generation, will be given in Sec. 5.

4.2 Sudakov Safety of D_2

One interesting feature of the D_2 observable is that it is not IRC safe without an explicit cut on $e_2^{(\beta)}$. For every value of D_2 , the contour over which the double differential cross section is marginalized passes through the origin of the phase space, where the soft and

collinear singularities are located. This feature is shown in Fig. 10a. At every fixed order in perturbation theory, this gives rise to an ill-defined (divergent) cross section. However, a resummed calculation of the double differential cross section regularizes the singular region of phase space, and leads to a finite distribution for the D_2 observable. This property is referred to as Sudakov safety [70, 73]. Because Sudakov safe observables are not calculable in fixed order perturbation theory, they do not generically have an α_s expansion, and we will show that the D_2 spectrum exhibits a particularly interesting dependence on α_s .

The regularization of the fixed order singularity in the double differential cross section is achieved by the all orders resummation of logarithmically enhanced terms in the perturbative expansion. In the effective field theory description, this resummation is achieved by renormalization group evolution, and its properties are therefore determined by the form of the SCET anomalous dimensions. To illustrate how the α_s dependence arises from the structure of the renormalization group evolution in SCET, we consider the soft subjet factorization theorem of Eq. (3.1.2) in the leading logarithmic (LL) approximation. The cusp pieces of the anomalous dimensions for the different functions appearing in the factorization are given in Laplace space by (see App. C)

$$\mu \frac{d}{d\mu} \log H_{n\bar{n}}^{sj}(z_{sj}, n_{sj}, \mu) = -\frac{\alpha_s C_A}{\pi} \log \left[\frac{\mu^2}{Q^2} z_{sj}^{-2} \right], \quad (4.3)$$

$$\mu \frac{d}{d\mu} \log J_{n_{sj}}(\tilde{e}_3^{(\alpha)}) = -2 \frac{\alpha_s C_A}{\pi(1-\alpha)} \log \left[\tilde{e}_3^{(\alpha)} \frac{\mu^\alpha}{Q^\alpha} z_{sj}^{2-\alpha} \right], \quad (4.4)$$

$$\mu \frac{d}{d\mu} \log S_{n_{sj} \bar{n}_{sj}}(\tilde{e}_3^{(\alpha)}; R) = \frac{\alpha_s C_A}{\pi(1-\alpha)} \log \left[\tilde{e}_3^{(\alpha)} \frac{\mu}{Q} z_{sj} \right], \quad (4.5)$$

$$\mu \frac{d}{d\mu} \log S_{n_{sj} n \bar{n}}(\tilde{e}_3^{(\alpha)}, B; R) = \frac{\alpha_s C_A}{\pi(1-\alpha)} \log \left[\tilde{e}_3^{(\alpha)} \frac{\mu}{Q} z_{sj} \right], \quad (4.6)$$

where we have used $\tilde{e}_3^{(\alpha)}$ to denote the Laplace conjugate to $e_3^{(\alpha)}$, and we have kept only IR scales in the logs. Furthermore, we have kept only the terms proportional to C_A so as to resum only the physics associated with the soft subjet. The hard matching coefficient for the soft subjet production is given by the tree level eikonal emission factor

$$H_{n\bar{n}}^{sj(\text{tree})}(z_{sj}, n_{sj}) = \frac{\alpha_s C_F}{\pi z_{sj}} \frac{n \cdot \bar{n}}{n \cdot n_{sj} n_{sj} \cdot \bar{n}}. \quad (4.7)$$

Solving the renormalization group equations, and running all functions to the hard scale Q , we then find that in the soft subjet region of phase space the multi-differential cross section can be written to LL accuracy as

$$\frac{d\sigma}{de_3^{(\alpha)} dz_{sj} d\theta_{sj}} = -\frac{\alpha_s^2 C_F C_A}{\alpha \pi^2} \frac{4}{n \cdot n_{sj} n_{sj} \cdot \bar{n}} \frac{\log \left[e_3^{(\alpha)} z_{sj}^2 \right]}{z_{sj} e_3^{(\alpha)}} e^{-\frac{\alpha_s}{\pi} \frac{C_A}{\alpha} \log^2 \left[e_3^{(\alpha)} z_{sj}^2 \right]}, \quad (4.8)$$

exhibiting a familiar Sudakov form.

A complete calculation of the D_2 spectrum requires marginalizing over both the soft subjet and collinear subjet configurations, which we discuss in Sec. 4.4. However, to demonstrate the α_s behavior in the simplest manner, we will consider just the soft subjet effective

theory. In particular, we will fix the angle of the soft subjet, but allow it to be arbitrarily soft, so as to probe the singular region of phase space. The result is then representative of the contribution from the soft subjet region of phase space. An exactly analogous behavior occurs for the contribution from the collinear subjets region of phase space.

Fixing θ_{sj} to satisfy $n \cdot n_{sj} = 1/2$ (and therefore $\bar{n} \cdot n_{sj} = 3/2$), and restricting to $\alpha = \beta$ for simplicity, the 2-point energy correlation function in the soft subjet region of phase space is simply

$$e_2^{(\alpha)} = z_{sj}. \quad (4.9)$$

The corresponding D_2 distribution is then obtained by marginalizing the multi-differential cross section of Eq. (4.8)

$$\begin{aligned} \frac{d\sigma}{dD_2} &= \int dz_{sj} d\theta_{sj} de_3^{(\alpha)} \delta \left(D_2 - \frac{e_3^{(\alpha)}}{(e_2^{(\alpha)})^3} \right) \frac{d\sigma}{de_3^{(\alpha)} dz_{sj} d\theta_{sj}} \\ &\rightarrow \int dz_{sj} de_3^{(\alpha)} \delta \left(D_2 - \frac{e_3^{(\alpha)}}{z_{sj}^3} \right) \frac{d\sigma}{de_3^{(\alpha)} dz_{sj} d\theta_{sj}}, \end{aligned} \quad (4.10)$$

where, in the second line, we have fixed θ_{sj} and so we do not integrate over it. Inserting the multi-differential cross section and fixing θ_{sj} , we then have

$$\begin{aligned} \frac{d\sigma^{sj}}{dD_2} &= -\frac{16}{3} \frac{\alpha_s^2 C_F C_A}{\alpha \pi^2} \int_0^{D_2^{-1}} dz_{sj} \frac{\log [D_2 z_{sj}^5]}{D_2 z_{sj}} e^{-\frac{\alpha_s}{\pi} \frac{C_A}{\alpha} \log^2 [D_2 z_{sj}^5]} \\ &= \frac{8}{15} \frac{\alpha_s C_F}{\pi} \frac{e^{-16 \frac{\alpha_s}{\pi} \frac{C_A}{\alpha} \log^2 D_2}}{D_2}, \end{aligned} \quad (4.11)$$

where the sj superscript denotes that this is representative of a contribution from the soft subjet region of phase space. The upper boundary of the integral comes from the constraint that, to LL accuracy, in the soft subjet region of phase space, $e_3^{(\alpha)} \lesssim (e_2^{(\alpha)})^2$. Importantly, because the soft subjet is defined by requirements on IRC safe measurements, the cross section in Eq. (4.11) is a well-defined and in principle measurable quantity.

The α_s dependence in this distribution of D_2 is very surprising. Because D_2 is defined with respect to the 3-point energy correlation function, one would naïvely expect that D_2 only makes sense for a jet with at least three partons. Indeed, if we make an explicit cut on z_{sj} , for example, then D_2 is IRC safe, and first non-zero for a jet with three partons at $\mathcal{O}(\alpha_s^2)$. However, because D_2 without a cut on z_{sj} is not IRC safe, this intuition fails, and in a fascinating way. By resumming the large logarithms of z_{sj} to all orders and then marginalizing, the D_2 distribution calculated in Eq. (4.11) actually starts at $\mathcal{O}(\alpha_s)$! Including emissions to all orders has effectively generated a non-trivial distribution for D_2 at one order *lower* in α_s than when it is first, naïvely, non-zero. Other examples of Sudakov safe observables in the literature have expansions in $\sqrt{\alpha_s}$ [70, 73] or are even independent of α_s [71–73]. To our knowledge, D_2 is the first example of a Sudakov safe observable for which all-orders resummation reduces the order in α_s when the observable’s distribution is first non-zero.⁹ We re-emphasize that though the distribution of D_2 in Eq. (4.11) is a Taylor

⁹For observables that do not have universal behavior in the ultraviolet [73].

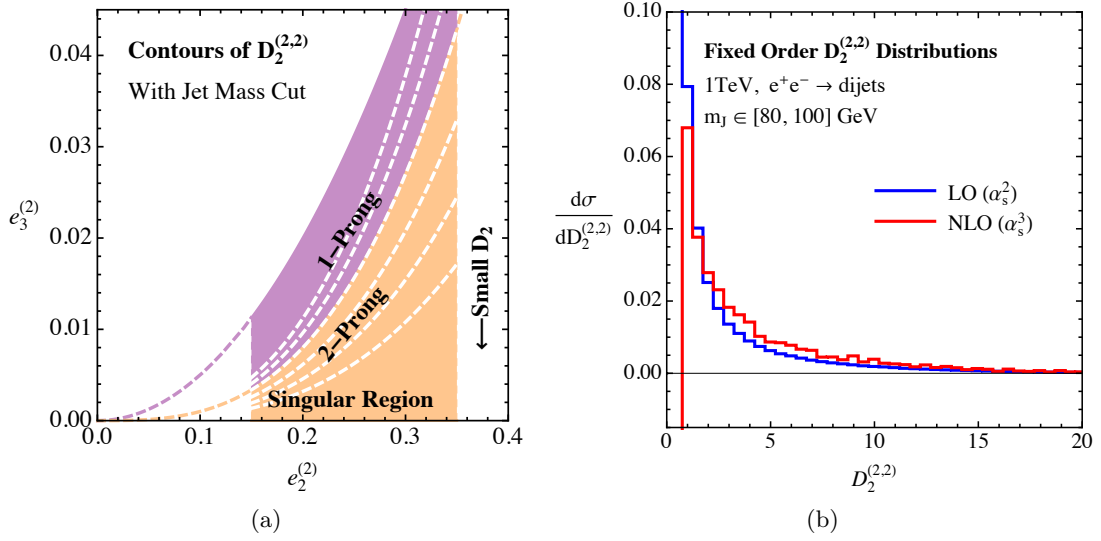


Figure 11: a) A schematic depiction of the $e_2^{(2)}, e_3^{(2)}$ phase space in the presence of a mass cut, along with contours of the D_2 observable. b) Leading order (through α_s^2) and next-to-leading order (through α_s^3) distributions for the D_2 observable in the presence of a mass cut as measured on hemisphere jets in e^+e^- collisions.

series in α_s , it is impossible in purely fixed-order perturbation theory to systematically calculate it.

4.3 Fixed-Order D_2 Distributions with a Mass Cut

Although D_2 is not IRC safe without a cut on $e_2^{(\beta)}$, leading to its interesting Sudakov safe behavior, in experimental analyses a jet mass cut will be always be applied. We will therefore be most interested in this case. In Fig. 11a we show a schematic depiction of the $e_2^{(\alpha)}, e_3^{(\beta)}$ phase space in the presence of a mass cut for $\alpha = \beta = 2$, along with contours of the D_2 observable. As is indicated in the figure, the mass cut removes the origin of the phase space, making D_2 IRC safe and calculable in fixed-order perturbation theory. It is therefore interesting to study the singularity structure of the fixed-order perturbative expansion of D_2 in the presence of a mass cut.

In Fig. 11b we show both the leading order (α_s^2) (LO) and the next-to-leading order (α_s^3) (NLO) fixed-order distributions of the $D_2^{(2,2)}$ observable as measured on the most energetic hemisphere jet in $e^+e^- \rightarrow \text{dijets}$ events at 1 TeV center of mass energy, and with a jet mass cut of $m_J \in [80, 100]\text{ GeV}$, in anticipation of our application to boosted Z boson discrimination. However, the detailed range of the mass cut window is irrelevant to the arguments of this section. NLOJET++ [113–117] was used to generate the distributions. The fixed-order D_2 distribution diverges at small values, and its sign in this region flips order-by-order, characteristic of the Sudakov region. This behavior makes clear the necessity of resummation in the small D_2 region. However, importantly, there is no divergence or other structure at large values of D_2 . Instead, the distribution exhibits a tail

extending to large values both at LO and NLO, and this behavior is expected to persist to higher orders. This long tail arises from the fact that the upper boundary of the phase space is parametrically far, of distance $\sim 1/e_2^{(\alpha)}$, from the two-prong region of phase space. A schematic depiction of the singularity structure in the $e_2^{(2)}, e_3^{(2)}$ phase space is shown in Fig. 11a. The observation that a fixed-order singularity exists only at small values of D_2 is important for the resummation of the observable in the presence of a mass cut. In particular, while resummation in the soft subjet and collinear subjet factorization theorems are necessary to regulate a fixed-order singularity, the soft haze factorization theorem presented in Sec. 3.1.3 is not.

The fixed-order behavior of the D_2 observable is in some ways much more similar to that of a traditional jet or event shape than might naïvely be expected. However, there are some important differences. In particular, a mass cut of $80 < m_J < 100$ GeV has been applied, which is comparable to the location of the Sudakov peak in the mass for a jet of energy 500 GeV. Therefore, unlike in the case of a traditional jet shape, where there is a transition from a region where resummation is important to a far tail region where a fixed order calculation provides an accurate description, in this case, for all values of D_2 , there is an overall Sudakov suppression due to the mass cut, in addition to the divergence at small values of D_2 . This is however, a small effect in the fixed order distribution compared to the divergence at smaller values, and most importantly, does not require regularization, as it is regulated by the mass cut.

4.4 Merging Factorization Theorems

A complete description of the D_2 observable for background jets requires combining the three factorization theorems presented in Sec. 3. This involves both the merging of the soft subjet and collinear subjets factorization theorems, which must be performed before the marginalization over the D_2 contours, as well as the matching between the small D_2 description of the resolved two-prong region and large D_2 description of the unresolved region. We will discuss how the matching is accomplished for these two cases in turn.

4.4.1 Merging Soft and Collinear Subjets

The region of phase space in which two subjets are resolved by the measurement is described by two distinct factorization theorems. These two regions of phase space are separated by the measurement of the two 2-point energy correlation functions, $e_2^{(\alpha)}, e_2^{(\beta)}$. However, in the calculation of D_2 , both regions are treated as two-pronged, and the additional 2-point energy correlation function must be marginalized over. Since each effective theory can only be used within its regime of validity, a merged description, valid in both the soft subjets and collinear subjets region of phase space, is required. To accomplish this, we introduce a novel procedure for merging the two factorization theorems.

At a fixed $e_3^{(\alpha)}$, the soft subjet and collinear subjets fill out the $e_2^{(\alpha)}, e_2^{(\beta)}$ phase space, which was shown in Fig. 5c. This phase space has also been studied in the context of two angularities measured on a single jet in Refs. [74, 75]. In this case factorization theorems involving only collinear and soft modes exist on the boundaries of phase space, and an additional collinear-soft mode is required in the bulk of phase space. New logarithms exist

in the bulk of the phase space, so called k_T logarithms [74], which can either be captured by the additional collinear-soft mode proposed in Ref. [75], or by the interpolation procedure of Ref. [74]. In this case, the factorization theorems involving only the collinear and soft modes do not extend beyond the boundaries of the phase space, and they cannot be directly matched onto one another, as this would neglect the resummation of the k_T logarithms, which are not present in either factorization theorem. We will now argue that the case of interest in this paper, namely of two resolved subjects, is different. In particular, the soft subjet and collinear subjects factorization theorems extend from the boundaries of phase space, and already contain all the modes required for a description in the bulk of the phase space. In particular no additional modes exist in the bulk region of the phase space. This implies in particular that a description of the entire phase space region can be obtained by a proper merging of the collinear subjects and soft subjet factorization theorems, which is the approach that we will take.

To see that no additional modes are present in the bulk of the phase space, it is sufficient to look for modes which transition between the modes present in the effective theory descriptions in the soft subjet and collinear subjects regions of phase space, and which contribute at leading power. When transitioning from the collinear subjects region of phase space to the soft subjet region of phase space, as is shown schematically in Fig. 12a, the collinear modes of one of the jets become the soft subjet and boundary soft modes of the soft subjet factorization theorem. On the other hand, the collinear-soft modes transition to the global soft modes. However, one could possibly be concerned that there exist additional modes which appear as collinear-soft modes on the boundary of phase space where the collinear subjects exist, but which transition to soft subjet modes instead of global soft modes. However, one can immediately see that such modes cannot exist, since the energy fraction of the soft subjet modes is set by the e_2 measurement, while the energy fraction of the collinear-soft modes is set by the e_3 measurement. Since e_3 is fixed, and the transition is occurring only in the $e_2^{(\alpha)}, e_2^{(\beta)}$ phase space, such modes cannot exist. This implies that all contributing modes already exist in either the soft subjet, or collinear subjects factorization theorems. This is a crucial difference from the case of the double differential angularities, which in some sense simplifies the analysis. Since no additional modes exist in the bulk of the phase space, the factorization theorems can be extended from the boundaries, and can be matched onto each other. This will allow for the resummation of all large logarithms. We will now discuss in more detail our implementation of this matching, after which we will see that our argument, presented here based on power counting, for the absence of additional modes, is explicitly realized through our merging procedure.

This suggests then the procedure we will use for interpolating between the collinear subjects and soft subjet factorization theorem, as sketched in Ref. [76], where the soft subjet factorization theorem was originally introduced. It proceeds by implementing a zero bin subtraction [118] in factorization theorem space (the meaning of this will become clear shortly) to remove double counting in the overlapping region between the effective theories. This is a non-trivial and novel example of the zero bin procedure, and demonstrates the general utility of its approach.

Recall that in a standard SCET factorization, the cross section is written as a convo-

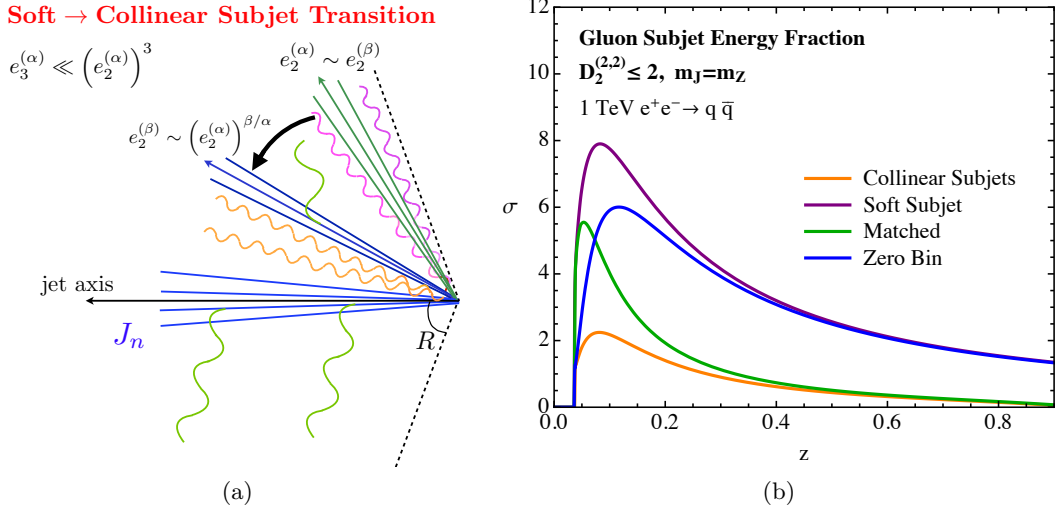


Figure 12: a) A schematic depiction of the transition between the soft subjet and collinear subjets regions of phase space. b) Distribution of the energy fraction of the gluon subjet as predicted by the collinear subjets effective theory, the soft subjet effective theory, and the merged description. The collinear zero bin of the soft subjet is also shown.

lution of a jet function, which describes the collinear physics, and a soft function, which describes the soft physics. To achieve this mode separation without introducing a double counting, the soft limit of the jet function must be subtracted, which is referred to in the literature as a zero bin subtraction. Here we extend this approach to the case of two distinct factorization theorems which describe different regions of a multi-differential phase space, the soft subjet and collinear subjets effective field theories, but which overlap in the bulk of the two-prong phase space. It is important that here we only focus on the two-prong region of phase space; the matching to the one-prong region of phase space will be discussed in Sec. 4.4.2. To perform the matching in the two-prong region of phase space, inspired by the zero-bin procedure, we will write the cross section as a sum of the contributions from the soft subjet factorization theorem and the collinear subjets factorization theorem, with a zero bin contribution to remove the overlap between the effective theories. Explicitly, we write

$$\sigma = (\sigma_{sj} - \sigma_{sj}|_{cs}) + \sigma_{cs}, \quad (4.12)$$

where we have suppressed that at this stage the cross section is still differential in the kinematics of the subjets, so that our notation is not overly cumbersome. The cross section in the soft subjet or collinear subjets regions of phase space are denoted by sj and cs subscripts, respectively. Here the zero bin contribution, which removes the double counting, is given by $\sigma_{sj}|_{cs}$. Explicitly, $\sigma_{sj}|_{cs}$ is obtained by taking the limit of the soft subjet factorization theorem in the power counting of the collinear subjets factorization theorem. The anomalous dimensions and one-loop matrix elements for the collinear zero bin of the soft subjet factorization theorem are given in App. D. Each of the three contributions

to the cross section given in Eq. (4.12) are associated with their own factorization theorem. However, the contributions to the cross section with the clearest physical interpretation are σ_{cs} and the combined term $(\sigma_{sj} - \sigma_{sj|cs})$, which we will refer to as the zero bin subtracted soft subjet contribution. It is the contribution which can be interpreted over the entire phase space as the contribution from a soft subjet, and all logarithms contained in this expression are of soft scales. Note that it is also possible to formulate the zero bin subtraction by taking the soft limit of the collinear subjects factorization theorem. However, we find that numerically this subtraction does not perform as well as the collinear zero bin of the soft subjet factorization theorem (presumably due to larger power corrections), and therefore we have focused our discussion on it.

Having defined our merging procedure, implemented through the zero bin, we can now revisit our argument for the absence of additional modes, previously given by power counting, which can be verified from an explicit calculation. Taking the collinear-bin of the soft subjet factorization, and the soft-bin of the collinear subjet factorization, one finds identical fixed order expressions, as well as a one-to-one mapping of the anomalous dimensions between these two re-expanded factorizations. No new logarithms appear in the bulk of phase space, unlike the case of two angularities [74]. This emphasizes that the collinear-soft region is a genuine overlap between the factorizations, with no new structures not already found in the factorizations.

To see visually the effect that this matching has, it is interesting to look at the distribution of the energy fraction of the one of the subjets. In Fig. 12b, we plot the distribution of the gluon subjet's energy fraction as computed in the collinear subjets and soft subjet factorization theorems, as well as the energy spectrum for the matched cross section of Eq. (4.12) and zero bin contribution. The energy spectrum is cumulative $D_2 \leq 2$, and for simplicity we have fixed the jet mass $m_J = m_Z$. The matched contribution smoothly interpolates between the spectrum for the collinear subjets at large values of z , where the collinear subjets factorization theorem is valid, and captures all logarithms of the splitting angle, and that for the soft subjet factorization theorem at small values of z , accurately resumming large logarithms of z . It is also important to note that for large z , the zero bin contribution matches exactly onto the soft subjet contribution, removing its contribution in this region. We find that the collinear subjets provides a good description over a large range of values, with the soft subjet factorization theorem only required at small values of z .

Although we will not study this case explicitly in this paper, we have also performed the matching for gluon jets, where the dominant contribution comes from $g \rightarrow gg$ splitting. This case is somewhat interesting due to the fact that the Bose symmetry of the final gluons guarantees that the z distribution is symmetric about $z = 0.5$, leading to peaks in the z distribution due to soft singularities at both $z = 0$ and $z = 1$. Nevertheless, the same matching procedure works identically in this case, and this procedure could therefore also be straightforwardly applied for studying substructure in gluon jets, as would be required for a complete calculation at the LHC.

We have shown here the matched subjet energy spectra for the particular choice of jet radius $R = 1$ at a center of mass energy of 1 TeV for quark jets, as this is the particular

case that we will focus on throughout the rest of the paper. However, we have investigated the properties of the matching away from these parameters. It is important to note that our procedure for merging factorization theorem must be carefully treated at small R . This manifests itself as a breakdown in the zero bin procedure. In particular, for a fixed value of $e_2^{(\alpha)}$, if R is small, then the power counting $e_2^{(\alpha)} \sim z_{sj}$ is invalidated. In other words, for small R there does not exist a region of phase space which contributes to $e_2^{(\alpha)}$ for which z_{sj} is sufficiently small that the soft subjet expansion is valid.

We can bound the specific R that eliminates the soft subjet region by considering the minimum energy fraction accessible to a subjet at a fixed $e_2^{(\alpha)}$:

$$z_{\min} \approx \frac{e_2^{(\alpha)}}{\left(2 \sin \frac{R}{2}\right)^\alpha}. \quad (4.13)$$

As a necessary condition for a soft subjet, one must fulfill the condition:

$$z_{\min} \sim e_2^{(\alpha)} \rightarrow 1 \sim \left(2 \sin \frac{R}{2}\right)^\alpha, \quad (4.14)$$

and so $R \sim 1$ for the soft subjet to contribute. To eliminate the soft subjet then requires $R \ll 1$ and to still have valid collinear subjet regions requires that R and $e_2^{(\alpha)}$ are related as:

$$1 \gg R^\alpha \gg e_2^{(\alpha)}. \quad (4.15)$$

Finally, one should distinguish a fixed mass jet from a fixed $e_2^{(\alpha)}$. In the case $\alpha = 2$, since $e_2^{(2)} = \frac{m_J^2}{E_J^2}$, by varying E_J or R , we can open or close the soft subjet region.

This appears in the zero bin by the fact that the zero bin subtraction is greater in all regions than the soft subjet, leading to a negative total cross section. We find numerically that this occurs for $R < 0.5$ for the case of $m_J = 90$ GeV, and $Q = 1$ TeV. This value depends fairly sensitively on m_J and Q , or equivalently $e_2^{(\alpha)}$. In this case, only the collinear subjects factorization theorem should be used, and it is valid throughout the entire available phase space. In this paper we focus primarily on the case of fat jets, defined with $R = 1$, and therefore it is necessary to perform the matching between the soft subjet region and the collinear subjects region for jets of energy 500 GeV. However, in Sec. 5.3, we perform a brief survey of different R values, comparing our analytic predictions with distributions from Monte Carlo generators. A more phenomenological study of the importance of the matching for different physics processes of interest for an e^+e^- collider, the LHC, or even a possible 100 TeV collider, where even higher boosts can be achieved, would be interesting, but is well beyond the scope of our initial investigation and can be straightforwardly treated using our techniques.

While we have used a zero bin procedure to perform the matching between the collinear subjects and soft subjet factorization theorems, it is also possible to develop a dedicated effective field theory valid when the soft subjet becomes collinear. This effective field theory is related to our zero bin contribution, and has been developed in Refs. [119, 120]. While we believe that this approach is nice in principle, for the observable D_2 , we find that such

an effective field theory has a vanishing region of validity, as can be seen from the zero bin contribution in Fig. 12b. We therefore believe that our use of the zero bin, as generalized to distinct factorization theorems, represents a natural approach to the merging of the distinct factorization theorems.

4.4.2 Matching Resolved to Unresolved Subjets

An important feature of the D_2 observable is that its contours respect the parametric scaling of the phase space, as emphasized in Fig. 10. This implies that the marginalization over the contours defining the observable can be performed at small D_2 entirely within the merged effective theory of Sec. 4.4.1, and at large D_2 within the soft haze effective field theory. Hence the matching between these two different descriptions can be performed at the level of the D_2 distribution instead of at the level of the double differential cross section, which is a great simplification, and primary feature of the D_2 observable.

The soft haze factorization theorem presented in Sec. 3.1.3 first contributes to the shape of the D_2 distribution at two emissions, the first order at which $e_3^{(\alpha)}$ can be non-zero (technically at next-to-next-to-leading logarithmic prime order, NNLL', in the logarithmic counting). Since our focus is on an initial investigation of the factorization properties of two-prong discriminants, the necessary two-loop calculation is beyond the scope of this paper. Naively, this implies that since the merged effective field theory describing the two-prong region of phase space is only valid for $D_2 \lesssim 1$, our predictions should not be extended beyond $D_2 \lesssim 1$. However, we will argue that because of the structure of fixed order singularities for the D_2 observable, extending our two-prong factorization theorems to large D_2 will provide an accurate description of the D_2 distribution for a wide range of E_J and R .

As shown in Sec. 4.3, there does not exist a fixed order singularity at large D_2 . In particular, this implies that if extended into this region, the factorization theorems valid at small D_2 will not diverge. Furthermore, one in fact expects that they provide a reasonable description of the shape. They contain both an overall Sudakov factor for the $e_2^{(\beta)}$ scale of the jet, and also provide a description of the internal structure of the jet in terms of splitting functions (in the case of the collinear subjets factorization). While the splitting function does not exactly reproduce the matrix elements in the soft haze factorization theorem, it provides a good description of them. We believe that this is a consistent approach which suffices for this initial investigation.

Perhaps the most important fixed order correction not captured in the subjet factorization for D_2 is simply the endpoint of the distribution, which arises from the kinematic boundaries of the phase space. Since we will normalize our distributions to 1, in order to compare to the Monte Carlo generators, the height of the peak is correlated with the endpoint. Matching to the soft haze region would give the resummed distribution the correct endpoint in the tail, and thus can shift the peak up in general. This endpoint is sensitive to the specific R and E_J of the jet, as well as to the values of the angular exponents α and β . Recall that since the Monte Carlo generators respect momentum conservation, they always terminate their distributions before the physical endpoint of the spectrum. We will also see how this disagreement in the tail region changes as a function of R and

E_J in Secs. 5.3 and 5.4 respectively. However, for the case of dijets produced at a center of mass energy of 1 TeV, with a jet mass cut of $80 < m_J < 100$ GeV, as is relevant for boosted boson discrimination, and on which we primarily focus throughout this paper, we will see that this discrepancy in the tail region is minimal, and we will find good agreement between our analytic calculations and the Monte Carlo predictions. It would of course be interesting to perform the complete two-loop calculation in the soft haze region of phase space; however, we believe that this would have a minor effect for a substantial range of parameter space. Nevertheless, the proper inclusion of this region of phase space would also be interesting from a resummation perspective, as it would require matching between two distinct factorization theorems involving a different number of resolved jets, instead of the more familiar case of matching a resummed distribution to a fixed order calculation. We leave further investigations of this to future work.

5 Numerical Results and Comparison with Monte Carlo

We now present numerical results for signal and background distributions for the D_2 observable in e^+e^- collisions. We give a detailed comparison with Monte Carlo, at parton level in Secs. 5.1 through 5.4 and including hadronization in Sec. 5.5. We then study the discrimination power of D_2 analytically in Sec. 5.6, and comment on the optimal choice of angular exponents. In Sec. 5.7 possible observables which go beyond D_2 , and separately resolve the soft subjet, and collinear subjects region of phase space, and how these could be used for possible improvements to boosted boson discrimination.

Throughout this section we use FASTJET 3.1.2 [93] and the `EnergyCorrelator` FASTJET CONTRIB [93, 94] for jet clustering and analysis. All jets are clustered using the e^+e^- anti- k_T metric [93, 99] using the WTA recombination scheme [72, 100], with an energy metric.¹⁰

5.1 Comparison with Parton-Level Monte Carlo

Previous studies of boosted boson discrimination with ratios of IRC safe jet observables have relied entirely on Monte Carlo simulations. While the implementation of both the perturbative shower and hadronization are well-tuned to describe simple event-wide observables, jet substructure observables probe significantly more detailed correlations. For the particular case of observables sensitive to two-prong structure, their discrimination power is sensitive to the description of massive QCD jets in the phase space region where the jets are dominated by a resolved splitting. One might naïvely expect that this region of phase space is sensitive to the implementation of the parton shower model, and we will see that this is indeed the case.

While a comparison to recent LHC data on jet substructure observables (for example: [11, 12, 14, 25, 26, 31]) is possible, the lack of analytic calculations means that it is difficult to disentangle perturbative from non-perturbative effects. In this section we compare the results of our analytic calculation for D_2 with a number of Monte Carlo generators at parton

¹⁰We thank Jesse Thaler for use of a preliminary version of his code for WTA in e^+e^- collisions. This code is now available in the FASTJET CONTRIB.

level, focusing in particular on the small D_2 region.¹¹ This allows for a detailed probe of the simulation of two-prong jets in QCD by the perturbative shower (for a discussion of some other variables, see Ref. [121, 122]). A large number of implementations of the perturbative shower exist, and are implemented in popular Monte Carlo generators (for reviews, see e.g. [123–127]). Some examples include PYTHIA [97, 98], a p_T -ordered dipole shower with a veto on wide angle radiation; VINCIA [85–90], SHERPA [128, 129], ARIADNE [130], and DIRE [131], dipole-antenna showers; and HERWIG++ [132–135], an angular-ordered dipole shower.¹²

As representative of these different Monte Carlo shower implementations, we will use the following Monte Carlo generators throughout this section:

- PYTHIA 8.205
- VINCIA 1.2 with a p_T -ordered shower
- VINCIA 1.2 with a virtuality-ordered shower
- HERWIG++ 2.7.1

The different shower evolution variables within the VINCIA Monte Carlo enables a study of their effects. For background distributions, we generate $e^+e^- \rightarrow$ dijets at 1 TeV center of mass energy and study the highest energy $R = 1.0$ anti- k_T jet in the event. For signal distributions in PYTHIA and VINCIA, we generate $e^+e^- \rightarrow ZZ$ events with both Z s decaying hadronically. For HERWIG, the fixed-order signal distributions are generated in MADGRAPH5 2.1.2 [137] and showered in HERWIG. All jets are required to have a mass in the window $m_J \in [80, 100]$ GeV. In all plots shown in this section, hadronization has been turned off in all Monte Carlos. Fixed-order matching was also turned off in VINCIA.

Fig. 13 compares our analytic prediction for the $D_2^{(2,2)}$ spectrum to the parton-level Monte Carlo simulations in both background (Fig. 13a) and signal (Fig. 13b) samples. The details of the scale variations used to make the uncertainty bands will be explained in Sec. 5.2, but the pinch in the uncertainties should not be taken as physical. Except for HERWIG, all Monte Carlos have nearly identical distributions as measured on signal jets. Our analytic prediction, shown with perturbative scale variation, agrees well with all Monte Carlo generators, except HERWIG. On background jets, however, the distributions are distinct, especially at small values of D_2 . Small D_2 is the region where the jet has a two-prong structure, but unlike for signal jets, for background jets that structure is not generated by a hard matrix element. In the case of collinear subjets, it is generated by a hard splitting function, while for a soft subjet, it is generated by an eikonal emission.

¹¹One should always be wary of comparisons of Monte Carlo generators at parton level which employ different hadronization models. Our comparisons at parton level presented in this section are to set the stage for fully hadronized comparisons in the following section. However, we take the view that a parton shower should achieve, to the greatest extent possible, a clean separation between perturbative and non-perturbative physics, and therefore should provide an accurate description of observables both at parton and hadron level.

¹²HERWIG++ also has the option for a dipole-antenna shower implementation [136] though we will not use it here.

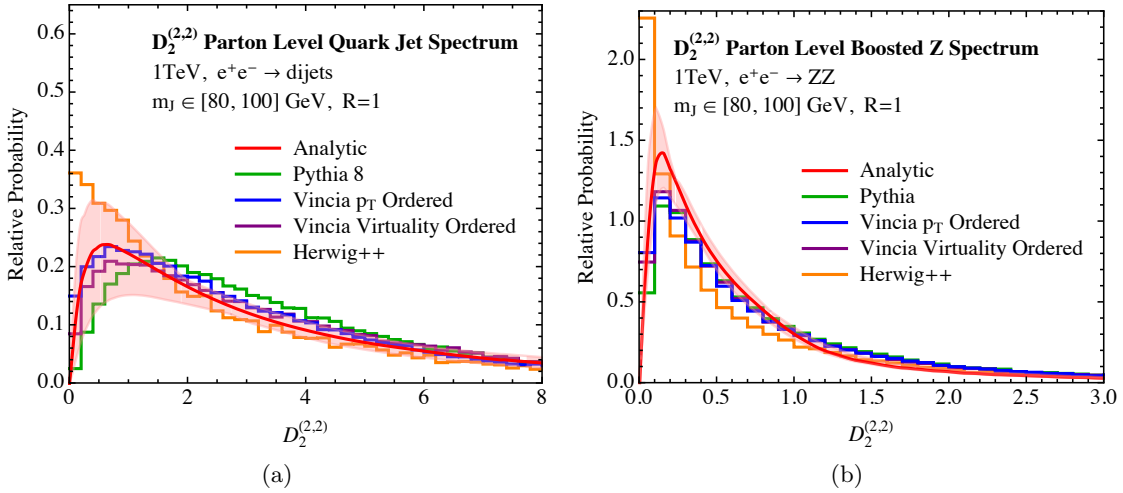


Figure 13: A comparison of our analytic prediction for $D_2^{(2,2)}$ compared with the parton-level predictions of the PYTHIA, VINCIA and HERWIG Monte Carlos. a) The D_2 distributions as measured on QCD background jets. b) The D_2 distributions as measured on boosted Z boson signal jets. The solid line is the central value of our analytic calculation and the shaded bands are representative of perturbative scale variations.

Because it is an antenna shower, and therefore accurately describes the emission of wide-angle, soft gluons from leading-color dipoles, the VINCIA distribution agrees the best with our calculation. Also, p_T -ordering agrees better than virtuality-ordering, as expected because the scales at which the functions in the factorization theorem for D_2 are evaluated are essentially the relative p_T of the dominant emissions in the jet. This agrees with the conclusions of Ref. [89, 138], where it was shown that for antenna showers, the choice of p_T as a shower ordering variable absorbed all logarithms to $\mathcal{O}(\alpha_s^2)$. The PYTHIA distribution is shifted right as compared to VINCIA and our calculation, which is expected because its veto on wide-angle radiation to incorporate color coherence does not fully accurately describe the production of the soft subjet region of phase space.¹³ HERWIG exhibits the strangest parton level distribution, with a peak at $D_2 = 0$.

Note that $D_2 \neq 0$ requires that the jet has at least three partons. The fact that the HERWIG distribution peaks at $D_2 = 0$ means that at parton level, HERWIG dominantly produces jets which consist of two partons. Indeed, in Fig. 14a, we plot the multiplicity of partons in the jet samples in the various Monte Carlos. Both PYTHIA and VINCIA dominantly produce jets with several (> 5) partons, while nearly 80% of all jets generated in HERWIG consist of just two partons. For the vast majority of e^+e^- collider observables on which the Monte Carlos are tuned, like thrust [139], broadening [140–142], or C -parameter [143–145], the value of the observable is set by a single emission off of the initial $q\bar{q}$ dipole. In some sense, all you need to generate the thrust distribution is a jet with two partons, up to

¹³We have checked that this conclusion remains true with and without including matrix element corrections in the parton shower. We find little difference between the two cases.

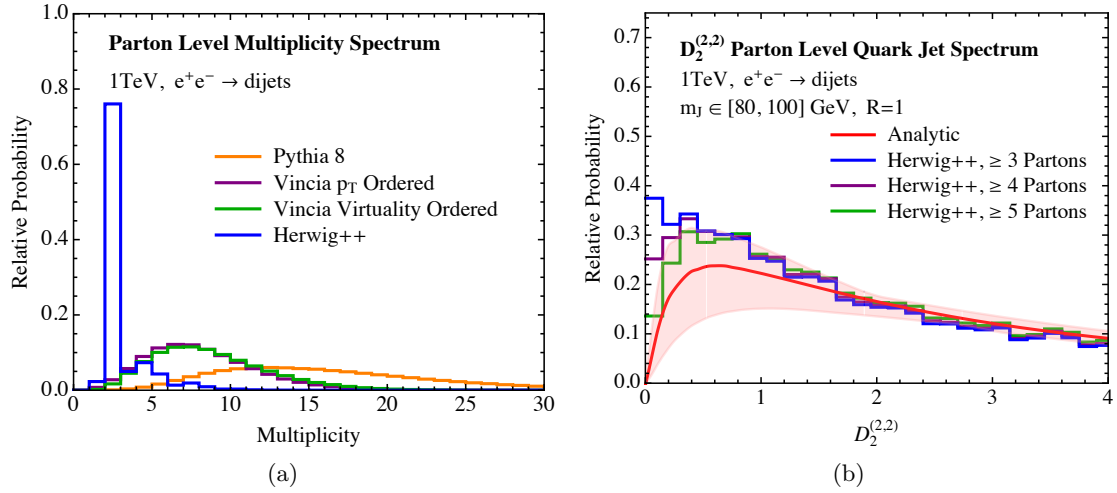


Figure 14: a) Plot of the parton multiplicity in jets from the PYTHIA, VINCIA, and HERWIG Monte Carlos. b) Plot of the $D_2^{(2,2)}$ spectrum in parton-level HERWIG with the requirement of at least 3, 4, or 5 partons in the jet, as compared to our analytic calculation.

relatively small corrections. However, because D_2 requires more emissions to be non-zero, it is sensitive to very different kinematics. In Fig. 14b, we have plotted the D_2 distribution in HERWIG, with additional parton multiplicity cuts. As the minimal number of partons in the jet is increased, the agreement between the HERWIG and analytic distributions become better, up to a point. HERWIG, unlike PYTHIA and its string hadronization model, relies on its cluster fragmentation hadronization model to generate a large particle multiplicity. In later sections, we will see that after hadronization, the Monte Carlos have very similar D_2 distributions.

For reference, in App. I we show a collection of $e_2^{(2)}$ distributions at both parton and hadron level for each of the different Monte Carlo generators. Since $e_2^{(2)}$, which is related to the jet mass by Eq. (2.8), is set by a single emission, the agreement between the different generators, particularly at parton level, is significantly better than for the D_2 observable. However, there is still some discrepancy between HERWIG++ and the other Monte Carlo generators at parton level, when no mass cut is made, reminding us that comparisons of parton level Monte Carlo generators should be taken with some caution. This further emphasizes the fact that the D_2 observable offers a more differential probe of the perturbative shower, going beyond the one emission observables on which Monte Carlo generators have primarily been tuned.

5.2 Monte Carlos and Perturbative Scale Variation

The fact that, in particular, the p_T -ordered VINCIA distribution for D_2 as measured on background agreed so well with our calculation while the PYTHIA distribution did not can be understood and quantified further. The bulk of the disagreement between our analytic calculation and PYTHIA, illustrated in Fig. 13a, occurs near the peak of the D_2

distribution. It is well-known that for many observables perturbative uncertainties tend to be significant in the peak region of the distribution. Therefore, it is possible that the difference between the p_T -ordered VINCIA and PYTHIA D_2 distributions can fully be explained by large perturbative uncertainties. In this section, we will provide evidence showing that this is not true and that this discrepancy arises from the soft subjet region of phase space. We will demonstrate that PYTHIA does not describe the soft subjet region of phase space, but does describe the collinear subjects region, whereas VINCIA accurately describes both phase space regions.

To estimate perturbative uncertainties in our resummed analytic calculation, the standard procedure is to vary the scales that appear in the calculation by factors of 2. This is at the very least a proxy for the sensitivity of the cross section on these scales. Because our factorization theorems contain many functions, as well as merging of distinct factorization theorems, in principle there are numerous scales that could be varied, a complete analysis of which is beyond the scope of this paper. A complete list of the variations considered as well as the resummation procedure can be found in App. G, while here we only summarize. In all factorizations theorems, we vary the subjet splitting scales, the in-jet soft radiation scales, the out-of-jet soft radiation scales, as well as where the freeze-out for the Landau pole occurs in the running of α_s . We do not separately vary the scale in the soft subjet factorization theorem and the collinear zero bin to ensure that the zero bin subtraction is implemented correctly. The scale variation band for the total cross section is then taken as the combined band for all possible combinations of these scale variations. The soft subjet cross section displays a particular sensitivity to the out-of-jet scale setting, since the running between the boundary soft modes and the out-of-jet modes forces the soft subjet energy spectrum to vanish at the jet boundary,¹⁴ though the fixed order cross section probes the soft divergence in this region. Thus we also consider several different schemes for handling the out-of-jet scale setting. We believe that our scale variation bands are conservative, and this is supported by the excellent agreement with the Monte Carlo.

Having understood the perturbative uncertainty bands, we now discuss in more detail the discrepancy between the p_T -ordered VINCIA and PYTHIA distributions. Fig. 15a shows a plot of the two Monte Carlo distributions, along with the analytic prediction for the D_2 spectrum obtained by summing over the zero bin subtracted soft subjet contribution, and the collinear subjects contribution. At small D_2 we see that the analytic prediction agrees very well with the prediction of the p_T -ordered VINCIA Monte Carlo, and is systematically different in shape from the prediction of the PYTHIA Monte Carlo, which is outside the uncertainty bands of the analytic prediction.

As discussed earlier, because VINCIA is a dipole-antenna shower, it should accurately describe both the hard collinear and soft wide-angle regions of phase space. PYTHIA, because it generates perturbative emissions defined by the collinear splitting functions, describes collinear physics, and approximates color coherence and wide-angle physics by an angular veto. Because small values of D_2 are sensitive to both collinear and soft physics, the fact that PYTHIA fails to correctly describe the distribution at small D_2 suggests

¹⁴As explained in Ref. [76], this is connected with the buffer region of Ref. [146].

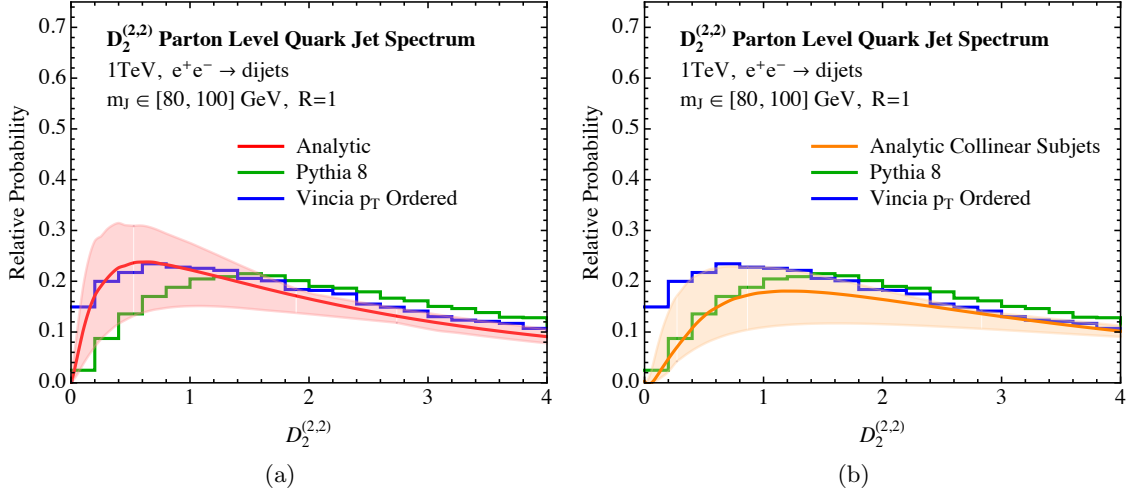


Figure 15: a) Analytic prediction for the D_2 distribution for background QCD jets including the envelope of the perturbative scale variation. p_T -ordered VINCIA and PYTHIA distributions are shown for comparison. b) Comparison of QCD background D_2 distributions from p_T -ordered VINCIA and PYTHIA to the analytic distribution from the collinear subjects exclusively.

that its description of soft wide-angle physics is failing. In Fig. 15b, we provide strong evidence that this is indeed the case. Here we compare the analytic prediction calculated by including only the collinear subjects region of phase space with the p_T -ordered VINCIA and PYTHIA distributions. Remarkably, we find exceptional agreement between PYTHIA and the analytic prediction from the collinear subjects factorization theorem. Although the uncertainty bands are large (in our view quite conservative) we see that the inclusion of the zero bin subtracted soft subjet in the analytic prediction exactly explains the difference between the PYTHIA and p_T -ordered VINCIA Monte Carlo distributions. This is evidence that PYTHIA accurately describes collinear splittings but fails to describe soft wide-angle emissions. The importance of these wide angle soft emissions is highly dependent on the observable in question, the jet radius, as well as the energy/ p_T range of the jets, but is significant for jet substructure observables at LHC energies.

One further feature of the D_2 distributions, which is made clear by Fig. 15, is that the full D_2 distribution is not the result of a single Sudakov peak, and therefore our intuition about the behavior of different orders in the perturbative expansion, and the behavior of scale variations from traditional event shapes fails. In particular, while it is generically the case for traditional event shape distributions that lower order resummed results overshoot in the peak region, it is not at all clear that this behavior should be true for D_2 , and indeed it is not observed. Instead, the contribution from the collinear subjects alone is expected to undershoot the peak of the D_2 distribution, since it does not incorporate the soft subjet region of phase space. The final contribution is then obtained as a superposition of two distinct Sudakov peaks, and can therefore behave quite differently from traditional event

shapes.

This analysis demonstrates that by measuring sufficiently many observables on a jet, we are able to isolate distinct phase space regions and study in detail the extent to which Monte Carlo parton showers reproduce the physics in the different regions. D_2 , or similar jet substructure observables, could therefore be powerful tools for tuning Monte Carlos, both to formally-accurate perturbative calculations, as well as data.

5.3 Jet Radius Dependence

As demonstrated in the previous section, the region of small D_2 is a sensitive probe of the dominant soft or collinear structure in the jet. It is therefore interesting to study the jet radius dependence of D_2 , because the relative size of soft subjet and collinear subjets contributions to D_2 will depend on the jet radius. At large jet radius, as shown earlier, the soft subjet region is an important contribution at small D_2 , but as the jet radius decreases, the collinear subjets should dominate. In light of the conclusions of the previous section, this suggests that the agreement of the Monte Carlos should improve as the jet radius decreases. In this section, we will study the jet radius dependence of D_2 and compare our analytic calculation to Monte Carlo. This will also demonstrate that our analytic calculation accurately describes the R dependence of the D_2 distribution. As in the previous section, we will restrict this study to p_T -ordered VINCIA and PYTHIA showers, and will take the jet radius to be $R = 0.5, 0.7, 1.0, 1.2$, which are representative of a wide range of values of experimental interest. Larger values of R can be straightforwardly studied with our approach, but are of less phenomenological interest. It is expected that for smaller values of R logarithms of R may become numerically important [47, 147, 148], so we do not consider them here.

Comparisons of parton level Monte Carlo results from both p_T -ordered VINCIA and PYTHIA to our analytic calculation are shown in Fig. 16. Since we scan over a range of jet radii, perturbative uncertainties for each R value are not as extensively explored as earlier with $R = 1$, and are only meant as a rough estimate of the perturbative uncertainty. Our focus here is simply to show that the scaling behavior with R between our analytic calculation and the Monte Carlos agree. There is excellent agreement between the Monte Carlo results and our analytic calculations over the entire range of R values, with p_T -ordered VINCIA providing a more accurate description of the analytic calculation than PYTHIA. The size of the region over which there is a large disagreement between the Monte Carlos increases monotonically with R , and for $R \gtrsim 1$, there is even considerable disagreement in the position of the peak of the distribution between the generators. However, for smaller values of R , the discrepancy between VINCIA and PYTHIA at small D_2 is reduced. Indeed the position of the peak of the distribution coincides between the different generators for $R = 0.5$, with only a small discrepancy in the bin at lowest D_2 . However, here hadronization will play an important role, smearing out this effect. The effect of hadronization, and its implementation in our analytic calculation, will be discussed in Sec. 5.5.

For jet radii of $R = 0.7, 1.0, 1.2$ our analytic calculation consists of both collinear subjets and soft subjet contributions. For $R = 0.5$, however, we only include the contribution from collinear subjets, which is guided by our matching procedure between the collinear

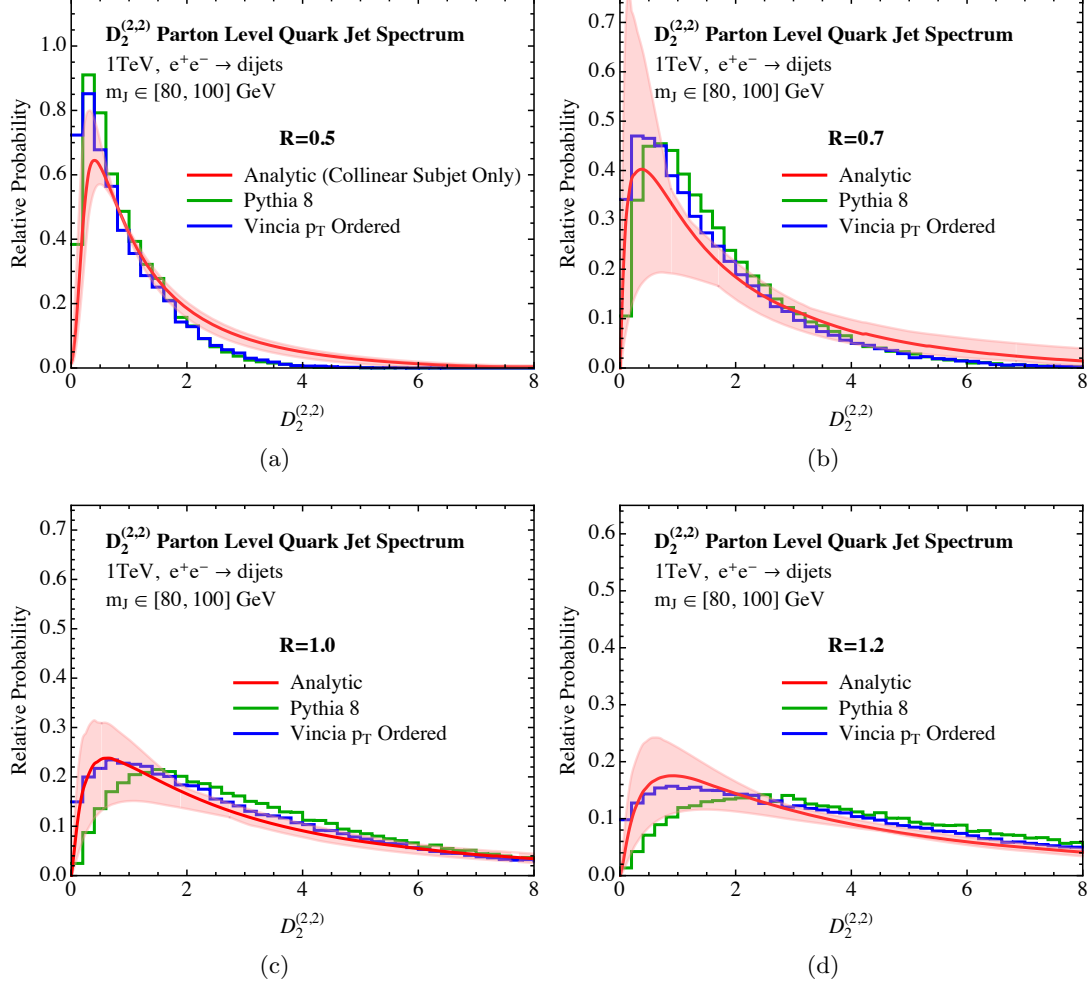


Figure 16: Comparison of QCD background D_2 distributions from p_T -ordered VINCIA and PYTHIA to our analytic prediction as a function of the jet radius, R . The values $R = 0.5, 0.7, 1.0, 1.2$ are shown in Figures a)-d), respectively. In the analytic prediction for $R = 0.5$, only the collinear subjets factorization theorem is used, while for all other values of the jet radius the analytic calculation includes contributions from both the collinear subjets and soft subjets factorization theorems.

subjets and soft subjet factorization theorems, as discussed in Sec. 4.4.1. For a fixed jet mass, as the value of R is decreased, the region of validity of the soft subjet factorization theorem vanishes rapidly. For jet masses in the range $80 < m_J < 100$ GeV, and $Q = 1$ TeV, we find that between $R = 0.7$ and $R = 0.5$ the region of validity of the soft subjet rapidly shrinks to zero, and there should not be a transition between the collinear subjets factorization theorem and the soft subjet factorization theorem. Because of this, for the value of $R = 0.7$, our perturbative error bands are more extensive, and are taken as the envelope of curves both that include the matched soft jet, and curves that do not. While this is certainly over conservative in the error estimate, we have included this to emphasize this point. This feature is also seen explicitly in the plots of Fig. 16, where the region of disagreement between the different Monte Carlo generators is squeezed towards zero. A similar effect occurs as the energy (or p_T) of the jet is increased with a fixed jet mass, which will be discussed in Sec. 5.4.

This observation of the R dependence provides further support that the discrepancy between the Monte Carlo generators, as represented by PYTHIA and VINCIA, is dominantly due to the fact that PYTHIA does not accurately describe wide angle soft radiation, while both VINCIA and our analytic calculation do provide an accurate description of the soft subjet region of phase space. The disagreements between Monte Carlo generators is thus highly sensitive to the degree to which soft subjets can impact the distributions, a feature which should be taken into account when performing jet substructure studies. Throughout the remainder of this paper, we will study the case $R = 1$ exclusively, because both collinear subjets and soft subjet regions of phase space must be included and that radius is relevant to a large number of jet substructure studies using fat jets.

5.4 Jet Energy Dependence

In addition to studying the dependence on the jet radius as a probe of the importance of the soft subjet and of the Monte Carlo description of the shower, it is also interesting to study the dependence of the D_2 distribution on the energy of the jet, with a fixed mass cut. For highly energetic jets, one expects that the soft subjet will play a negligible role, as the region of validity of the soft subjet factorization theorem shrinks as the energy of the jet is increased, as long as the mass of the jet is kept fixed. On the other hand, since we keep the jet radius used in the clustering fixed, the angular separation of the collinear particles decreases with energy, but the phase space for wide angle global soft radiation increases considerably. This radiation is present both in the collinear subjets and soft haze factorization theorems. It is also of course present in the soft subjet factorization theorem, although we have argued that we expect this to give a small contribution. Studying the jet energy dependence therefore probes the behavior of the generators in a fashion complementary to the R dependence.

In this section, we study the perturbative D_2 distribution for center of mass energies ranging from 500 GeV to 2 TeV, for a fixed jet radius of $R = 1$, and with a fixed mass cut of $80 < m_J < 100$ GeV. This region of energies covers the majority of the phenomenologically interesting phase space available at the LHC. We will also perform a more detailed study at LEP energies in Sec. 6. For our resummation, we require (amongst other things), that

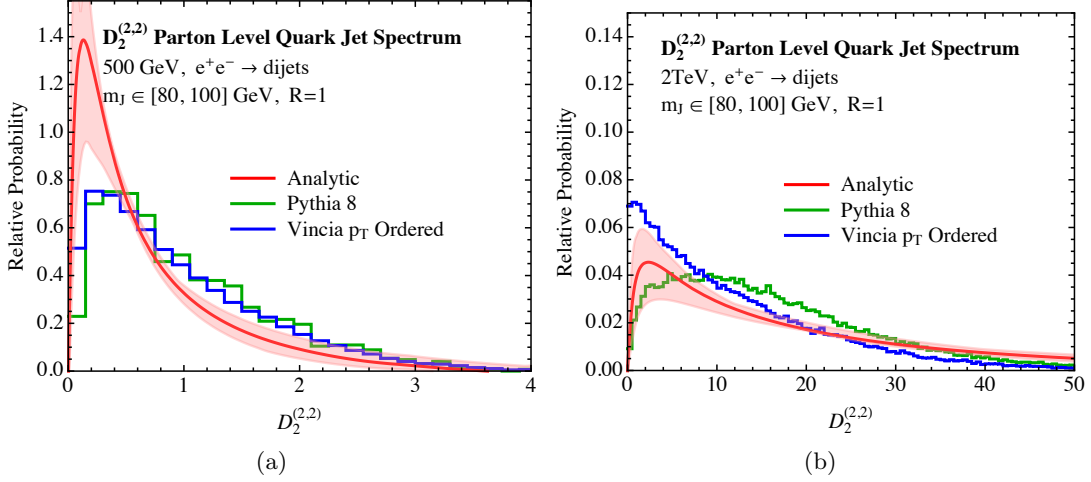


Figure 17: Comparison of QCD background D_2 distributions from p_T -ordered VINCIA and PYTHIA to our analytic prediction as a function of the jet energy, E_J . The values $E_J = 500$ GeV, and 2 TeV are shown in Figures a) and b), respectively. A jet radius of $R = 1$ is used for all values of the jet energy.

$e_2^{(\alpha)} \ll 1$. For the case of $\alpha = 2$ for which we will be most interested, this corresponds to the assumption $e_2^{(2)} = m_J^2/E_J^2 \ll 1$. For a mass cut around the Z pole mass, this expansion is valid throughout the range of energies we consider. The case when $e_2^{(2)} \lesssim 1$, but not parametrically so, is outside the scope of this paper.

In Fig. 17 we show distributions for the D_2 observable as obtained from Monte Carlo simulation, and compared with our analytic calculation. As in Sec. 5.3, we restrict to p_T -ordered VINCIA and PYTHIA at parton level. The perturbative scale variations for each energy value are less extensively explored and are only meant to provide a rough estimate of the perturbative uncertainty. The evolution of the difference between the VINCIA and PYTHIA generators is again quite fascinating, with the discrepancy between the generators increasing significantly with energy, to the point that at 2 TeV the qualitative shape of the distributions doesn't agree. In particular, the behavior at small D_2 is completely different between the two generators, with VINCIA having a large peak, which is not present in PYTHIA.

As observed in Sec. 5.3, this discrepancy between the generators is evidence that wide angle soft radiation is not accurately modeled by the PYTHIA generator, as compared with VINCIA. The phase space for wide angle soft radiation drastically increases as the energy of the jet is increased, with a fixed jet mass and radius. As evidence that this is indeed the cause of the discrepancy, we have checked that the conclusions of Sec. 5.3 remains true at higher energy, as long as the jet radius is taken to scale as $R \sim 2m_J/p_T$, so that it constrains the wide angle soft radiation. For example, for $R = 0.2$ at 2 TeV, we find excellent agreement between the D_2 distributions as generated by PYTHIA and VINCIA.¹⁵

¹⁵We include this plot in App. I, Fig. 34, for reference.

Because the fact that the disagreement is so large between the generators, and is arising from the modeling of soft radiation, this may be an excellent observable to study soft radiation and color coherence in parton showers.

As a reference, in App. I we show distributions of the $e_2^{(2)}$ observable, measured at both 500 GeV, and 2 TeV for both the VINCIA and PYTHIA Monte Carlos, and at both parton and hadron level. Unlike for the D_2 observable, since $e_2^{(2)}$ is set by a single emission, excellent agreement is observed for the $e_2^{(2)}$ observables between PYTHIA and VINCIA both at parton level, emphasizing that D_2 offers a more differential probe of the perturbative shower than single emission observables.

Our analytic predictions at 2 TeV, as shown in Fig. 17, are intermediate between the PYTHIA and VINCIA results. They exhibit a peaked structure at small values of D_2 , but not to the extent seen in the VINCIA distribution. We believe that this is largely due to the normalization of the distributions, and the fact that we do not match to fixed order in the tail of the distribution. Since this tail becomes longer at higher energies, a larger disagreement in the peak region is also seen. However, the shape agrees qualitatively with the VINCIA result. On the other hand, at 500 GeV, our analytic prediction has a large peak. This is evidence that because the D_2 spectrum is much more sharply peaked at 500 GeV, higher order resummation may be more important in the peak region. However, the relatively good agreement between analytics and Monte Carlo shows that our factorization theorem is able to accurately capture the energy dependence over a large range of energies.

The results for both the jet radius and jet energy dependence of the D_2 distributions demonstrate that the extent to which the perturbative parton shower is able to describe QCD jets in the two-prong regime depends strongly on the parameters of the jet. In some regions of the phase space, there is not even a qualitative agreement between different generators. This is important to keep in mind for jet substructure studies based solely on a single Monte Carlo generator, and also emphasizes the importance of analytic calculations for jet substructure, in particular in regions of phase space where there is considerable disagreement between the Monte Carlo generators. It is important to note that hadronization will remove some of the discrepancies in the D_2 distributions between the VINCIA and PYTHIA generators, especially at high energies, where it will smear out the peak at low values of D_2 . While this improves qualitatively the behavior of the distributions, discrepancies in the shape still remain. This will be discussed in detail in Sec. 5.5, along with its incorporation into our analytic calculation. For comparison to precision analytic calculations and interpreting data, it is vital that Monte Carlo generators provide accurate descriptions of both the perturbative and non-perturbative aspects of QCD jets, and not compensating for perturbative discrepancies by the tuning of non-perturbative parameters. This is especially important for disentangling non-perturbative effects from perturbative effects, the latter of which should in principle be under much better control, and for extracting reliable information about non-perturbative QCD from jet physics.

Throughout the rest of the paper we will focus on jets with radius $R = 1$ at a center of mass energy of 1 TeV.

5.5 Impact of Hadronization

Hadronization plays an important role in a complete description of any jet observable, and a description of non-perturbative effects, preferably from a field-theoretic approach, is required to compare with experimental data. An advantage of the factorization approach taken in this paper is that it allows for a clean separation of perturbative and non-perturbative physics. Non-perturbative effects enter the factorization theorems presented in Sec. 3 through the soft function, which describes the dynamics of soft radiation, both perturbative and non-perturbative, between the jets. For a large class of additive observables, the treatment of non-perturbative physics in the soft function is well-understood, and can be incorporated using shape functions [83, 84, 149–151]. Shape functions have support over a region of size Λ_{QCD} , and are convolved with the perturbative soft function. In the tail region of the distribution, where the observable is dominated by perturbative emissions, they reduce to a shift. For a large class of observables, this shift is determined by a universal [152, 153] non-perturbative parameter multiplied by a calculable, observable dependent number [153–155]. Similar shape functions have also been used to incorporate the effects of pile-up and the underlying event at hadron colliders [156].

The effect of non-perturbative physics on multi-differential cross sections has not been well-studied. For the double differential cross section of two angularities, Ref. [70] considered using uncorrelated shape functions for each angularity individually, but it is expected that a complete description would require a shape function incorporating non-perturbative correlations between observables. For the particular case of the D_2 observable, we will argue that a single parameter shape function can be used to accurately describe the dominant non-perturbative effects.

Recall that the D_2 observable is defined as

$$D_2^{(\alpha,\beta)} = \frac{e_3^{(\alpha)}}{(e_2^{(\beta)})^{3\alpha/\beta}}. \quad (5.1)$$

In the two-prong region of phase space, the value of $e_2^{(\beta)}$ is set to leading power by the hard splitting, and so D_2 effectively reduces to an additive observable. In this region of phase space the description of non-perturbative effects in terms of a shape function can therefore be rigorously justified from our factorization theorem, and it can be applied directly to the D_2 distribution. For large values of D_2 , it is not additive, and the use of a shape function cannot be formally justified. However, in this region, the effects of hadronization are expected to be small. We therefore will use a shape function that falls off exponentially at large energies. We believe that this is a self-consistent approach until non-perturbative corrections to multi-differential cross sections are better understood.

As a simple parametrization of a shape function for D_2 , we follow Ref. [156] and consider

$$F(\epsilon) = \frac{4\epsilon}{\Omega_D^2} e^{-2\epsilon/\Omega_D}, \quad (5.2)$$

where ϵ is the energy and $\Omega_D \sim \Lambda_{\text{QCD}}$ is a non-perturbative scale. Note that while we will use the same value of Ω_D for the signal and background distributions, it will have very

different effects on the two distributions, which will arise naturally from the power counting in the different factorization theorems, as will be shown in this section. The function of Eq. (5.2) satisfies the required properties that it is normalized to 1, has a finite first moment Ω_D , vanishes at $\epsilon = 0$, and falls off exponentially at high energies [150]. More general bases of shape functions are discussed in Ref. [151], although we find that the single parameter shape function of Eq. (5.2) is sufficient to describe the dominant effects of hadronization.

The effect of non-perturbative physics as modeled by the shape function is very different for background or signal distributions. For background, when D_2 is small, the contribution to $e_3^{(\alpha)}$ from a non-perturbative soft emission is

$$e_3^{(\alpha)} \Big|_{\text{np}} \sim \frac{\epsilon}{E_J} e_2^{(\alpha)}, \quad (5.3)$$

where ϵ is the energy of the non-perturbative emission and E_J is the energy of the jet, as shown in Eq. (3.5). The non-perturbative contribution to D_2 is therefore

$$D_2^{(\alpha,\beta)} \Big|_{\text{np}} = \frac{e_3^{(\alpha)} \Big|_{\text{np}}}{(e_2^{(\beta)})^{3\alpha/\beta}} \sim \frac{\epsilon}{E_J} \frac{e_2^{(\alpha)}}{(e_2^{(\beta)})^{3\alpha/\beta}}. \quad (5.4)$$

In terms of the shape function, the non-perturbative distribution of D_2 for background jets can then be written as a convolution:¹⁶

$$\frac{d\sigma_{\text{np}}}{dD_2^{(\alpha,\beta)}} = \int_0^\infty d\epsilon F(\epsilon) \frac{d\sigma_{\text{p}} \left(D_2^{(\alpha,\beta)} - \frac{\epsilon}{E_J} \frac{e_2^{(\alpha)}}{(e_2^{(\beta)})^{3\alpha/\beta}} \right)}{dD_2^{(\alpha,\beta)}}, \quad (5.5)$$

where σ_{np} and σ_{p} denote the non-perturbative and perturbative cross sections, respectively.

The existence of a shape function follows from additivity of the observable, but if we also assume that the dominant non-perturbative effects for background jets come from the collinear subjets region, then we are able to show that these effects exhibit universality. While we do not have a proof to justify this assumption, we believe that it is plausible. In particular the global soft scale of the collinear subjets factorization theorem is the first scale to become non-perturbative, and therefore it is expected that the dominant non-perturbative effects to the D_2 spectrum should be described by the non-perturbative contributions to the collinear subjets soft function. We can estimate the scale at which the global softs of the collinear subjets factorization theorem become perturbative from the scaling of the modes given in Eq. (3.4). Rewriting this scaling in terms of the center of mass energy of the e^+e^- collision, Q , and D_2 , we find that the global soft scale of the collinear subjets factorization theorem has virtuality

$$\mu_S = 2^3 D_2 m_Z \left(\frac{m_Z}{Q} \right)^3, \quad (5.6)$$

¹⁶In this initial investigation we do not include a gap in our shape function, which would implement a minimum hadronic energy deposit, as expected physically [150]. Such gapped shape functions, and their associated renormalon [157] ambiguity [158] have been studied for arbitrary angular exponents [159], and could be straightforwardly incorporated in our analysis. However, we observe excellent agreement with our single parameter shape function, which we therefore find to be sufficient for our purposes.

where we have assumed a jet mass, $m_J = m_Z$, as relevant for boosted Z discrimination. Taking $\Lambda_{\text{QCD}} = 500$ MeV, we find that the global soft scale enters the non-perturbative regime at $D_2 \simeq 1$. In the following, we will therefore assume that the non-perturbative effects are dominated by the collinear subjects region and show that this is consistent with the hadronization models in the various Monte Carlos. More generally, our formalism allows for the use of separate shape functions to the soft subjet and collinear subjects factorization theorems, each of which has a well defined operator definition in terms of a matrix element of a product of soft Wilson lines. However, the study of this possibility is beyond the scope of this paper.

Restricting to $\beta = 2$, in the collinear subjects region of the background jet phase space, the non-perturbative distribution of $D_2^{(\alpha,2)}$ is then

$$\frac{d\sigma_{\text{np}}}{dD_2^{(\alpha,2)}} = \int_0^\infty d\epsilon F(\epsilon) \frac{d\sigma_{\text{p}} \left(D_2^{(\alpha,2)} - 2^{\alpha-2} \frac{\epsilon}{E_J} \frac{E_J^{2\alpha}}{m_J^{2\alpha}} \right)}{dD_2^{(\alpha,2)}}, \quad (5.7)$$

where we have used

$$e_2^{(2)} = \frac{m_J^2}{E_J^2}, \quad (5.8)$$

and that, in the collinear subjects region of phase space,

$$e_2^{(\alpha)} \simeq 2^{\alpha-2} \left(e_2^{(2)} \right)^{\alpha/2}. \quad (5.9)$$

Because we consider fixed-energy jets with masses in a narrow window, $e_2^{(2)}$ is just a number and can be removed by appropriate change of variables. Making this change, we then have

$$\frac{d\sigma_{\text{np}}}{dD_2^{(\alpha,2)}} = \int_0^\infty d\epsilon F(\epsilon) \frac{d\sigma_{\text{p}} \left(D_2^{(\alpha,2)} - \frac{\epsilon}{E_J} \right)}{dD_2^{(\alpha,2)}}, \quad (5.10)$$

where the non-perturbative parameter in the shape function is effectively modified to

$$\tilde{\Omega}_D = 2^{\alpha-2} \frac{\Omega_D}{\frac{m_J^{2\alpha}}{E_J^{2\alpha}}}. \quad (5.11)$$

The non-perturbative parameter Ω_D still has implicit dependence on the angular exponent α . Because the global soft modes have the lowest virtuality and can only resolve the back-to-back soft Wilson lines in the n and \bar{n} directions, we can use the results of Refs. [154, 155] to extract the α dependence. By the boost invariance of the soft function along the $n - \bar{n}$ directions and the form of the observable $e_3^{(\alpha)}$ as measured on soft particles, it follows that Ω_D takes the form

$$\Omega_D = \frac{3}{2\alpha - 1} \Sigma, \quad (5.12)$$

where Σ is a universal non-perturbative matrix element of two soft Wilson lines and all dependence on α has been extracted.¹⁷ We have normalized the matrix element such that the coefficient is unity for $\alpha = 2$. We will shortly discuss the extent to which the values of Ω_D we obtain from comparison with the parton shower agree with the known values of this universal non-perturbative matrix element.

For signal jets, the lowest virtuality mode in the jet are the collinear-soft modes. Unlike the global soft modes of the collinear subjects factorization theorem, which did not resolve the substructure of the jets, allowing us to relate the non-perturbative parameter appearing in the shape function to that appearing in dijet event shapes, the collinear soft modes in the signal factorization theorem resolve the jet substructure. However, since the decaying boson is a color singlet, there are still only two eikonal lines present in the factorization theorem. Boost invariance of the soft function will therefore again allow us to relate the non-perturbative parameter for the signal distribution to that appearing in dijet event shapes. This is similar to the argument used in Ref. [41] to calculate the signal distribution for 2-subjettiness.

A non-perturbative collinear-soft emission contributes to $e_3^{(\alpha)}$ as

$$e_3^{(\alpha)} \Big|_{\text{np}} \sim \frac{\epsilon}{E_J} (e_2^{(\alpha)})^3, \quad (5.13)$$

where now ϵ is the energy of the non-perturbative collinear-soft emission, as shown in Eq. (3.6). The non-perturbative contribution to D_2 for signal jets is therefore

$$\begin{aligned} D_2^{(\alpha,\beta)} \Big|_{\text{np}} &= \frac{e_3^{(\alpha)} \Big|_{\text{np}}}{(e_2^{(\beta)})^{3\alpha/\beta}} \sim \frac{\epsilon}{E_J} \frac{(e_2^{(\alpha)})^3}{(e_2^{(\beta)})^{3\alpha/\beta}} \\ &\simeq 2^{3(\alpha-\beta)} \frac{\epsilon}{E_J}, \end{aligned} \quad (5.14)$$

where in the second line we have used the parametric relationship between $e_2^{(\alpha)}$ and $e_2^{(\beta)}$ in the collinear subjects region. Convoluting with the shape function, the non-perturbative distribution for signal jets is then

$$\frac{d\sigma_{\text{np}}}{dD_2^{(\alpha,\beta)}} = \int_0^\infty d\epsilon F(\epsilon) \frac{d\sigma_{\text{p}} \left(D_2^{(\alpha,\beta)} - 2^{3(\alpha-\beta)} \frac{\epsilon}{E_J} \right)}{dD_2^{(\alpha,\beta)}}. \quad (5.15)$$

It is important to note how the different scales for the soft radiation in the case of the signal and background jets leads to different behavior of the D_2 distributions after

¹⁷In this section we ignore the effects of hadron masses, and their associated power corrections of $\mathcal{O}(m_H/Q)$, where m_H is the mass of a stable hadron in the jet. While these power corrections can also be incorporated through the shape function, in general, they break the universality of the non-perturbative matrix element, Σ [91, 92]. In particular, Eq. (5.12) is no longer in general true, for a Σ that is independent of the angular exponent α [91, 92]. This depends on the precise definition of the energy correlation functions for massive particles. However, the value of Σ can still be extracted from dijet event shapes in the same universality class as a particular angularity [92]. Furthermore, Ω_D has a scale dependence from renormalization group evolution, $\Omega_D = \Omega_D(\mu)$, although this dependence is logarithmic, and is therefore small compared to our uncertainties. We will discuss briefly the impact of hadron masses and the renormalization group evolution of Ω_D in Sec. 6, and in App. H.

hadronization. In particular, from Eqs. (5.10) and (5.15) one can determine the shift in the first moment of the D_2 distribution caused by hadronization, which we will denote by Δ_D . Restricting to the case $\alpha = \beta = 2$ for simplicity, we find that for the background distribution,

$$\Delta_D = \frac{\Omega_D}{E_J \left(\frac{m_J}{E_J} \right)^4}, \quad (5.16)$$

whereas for the signal jets, we have

$$\Delta_D = \frac{\Omega_D}{E_J}. \quad (5.17)$$

Since Ω_D should be of the scale 1 GeV, we see that for signal jets, the shift in the first moment due to hadronization is highly suppressed, and behaves differently than a traditional event shape due to the boost factor, while for background jets, since $m_J \ll E_J$, the effect of hadronization is significant. We will see that both of these features, which are consequences of the power counting of the dominant modes, are well reproduced in the Monte Carlo simulations.

Comparisons between the hadron-level distributions of $D_2^{(2,2)}$ from our analytic calculations and the Monte Carlos are presented in Fig. 18 for background and Fig. 20 for signal jets. For background distributions, we compare our perturbative calculation convolved with the shape function, as defined in Eq. (5.5). Both VINCIA and PYTHIA use the same hadronization model, but HERWIG++ uses a distinct hadronization model, and therefore we allow for a different shape parameter, Ω_D , for the two cases. For the case of PYTHIA and VINCIA, because we find the best agreement in the shape of the perturbative spectrum, with parton level VINCIA with p_T ordering, we choose to extract the value of Ω_D by fitting to the hadronized distribution for p_T ordered VINCIA. However, we will shortly discuss the level of ambiguity in Ω_D arising from this extraction. For jets with an energy of 500 GeV and mass of 90 GeV, we find that the choice $\Omega_D = 0.34 \pm 0.03$ GeV provides the best agreement of our perturbative calculation with p_T ordered VINCIA, while $\Omega_D = 0.31 \pm 0.03$ GeV provides the best agreement with HERWIG++. The errors assigned here come only from the fitting itself, and do not take into account any other uncertainties, such as, for example, whether one should perform the fit to hadron level VINCIA or PYTHIA. This level of agreement between the non-perturbative parameters extracted from PYTHIA and HERWIG++ is comparable to more detailed studies, such as Ref. [92]. A comparison of the distributions of Fig. 18 before and after hadronization shows that hadronization has a considerable effect on the background distributions, particularly at small values of D_2 , as expected from Eq. (5.16). This effect, which in the Monte Carlos is realized through tuned hadronization models, is well described by the single parameter shape function.

We have argued that the non-perturbative parameter Ω_D in the collinear subjects factorization theorem can be related to a universal non-perturbative matrix element of two soft Wilson lines. Such non-perturbative matrix elements appear in the factorization theorems of a large class of e^+e^- event observables, and has therefore been measured from data

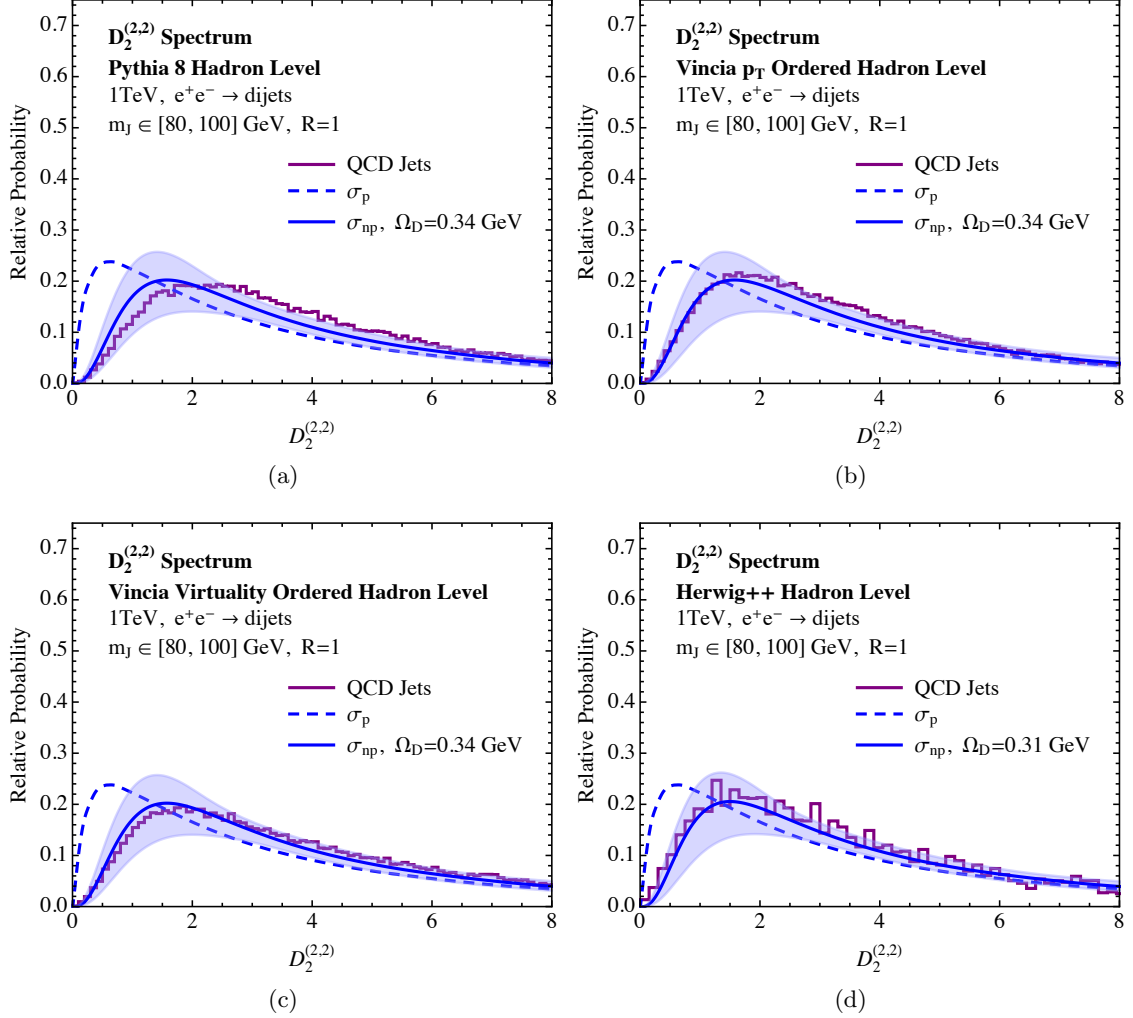


Figure 18: A comparison of the $D_2^{(2,2)}$ distributions for background QCD jets from our analytic prediction and the various hadron-level Monte Carlos. σ_p denotes the parton level perturbative prediction for the distribution and $\sigma_{np} = \sigma_p \otimes F_D$ is the perturbative prediction convolved with the non-perturbative shape function. The values of the non-perturbative parameter Ω_D used are also shown.

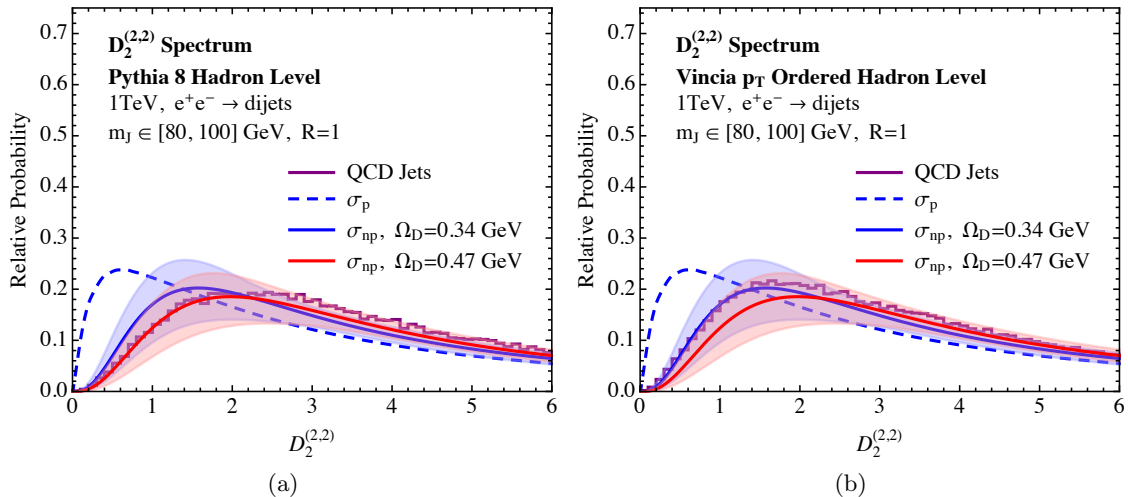


Figure 19: A comparison of the $D_2^{(2,2)}$ distributions for background QCD jets from our analytic prediction and PYTHIA and p_T ordered VINCIA Monte Carlos in a). and b). Analytic predictions for different values of the non-perturbative shape parameter Ω_D are shown.

at LEP.¹⁸ While the value of Ω_D that we have determined for the two parton showers is by no means precise, it is interesting to compare our value with those extracted from precision studies of e^+e^- collider observables which have been performed in the literature. Using the particular case of $\alpha = \beta = 2$, and converting to our normalization, a recent extraction of the non-perturbative parameter from an N³LL' analysis of the C -parameter event shape using LEP data, and including power corrections and hadron mass effects [91, 92], gives a value of $\Omega_D = 0.28$ GeV [164, 165]. This agrees well with our values extracted through comparison with Monte Carlo. Going forward, with the goal of increasing both the precision and understanding of jet substructure, the ability to relate the dominant non-perturbative corrections to the D_2 observable to known non-perturbative parameters measured in e^+e^- is a valuable feature, and that further study on the non-perturbative corrections to multi-differential cross sections is of great importance.

Many of the features of the background distributions which were present before hadronization in Fig. 13a persist after convolution with the shape function. However, they are greatly reduced, and they become difficult to disentangle from modifications to the non-perturbative shape parameter at the order we work. In particular, from Fig. 18, we see that for the choices of Ω_D that we have used, both VINCIA showers agree well with our analytic calculation. Furthermore, the HERWIG++ shower, which was found to give a strange distribution at parton level, agrees fantastically with our calculation after hadronization. On the other hand, there is significant disagreement between our calculation with the chosen

¹⁸An extremely large literature exists on such measurements, and their theoretical interpretation, to which we cannot do justice in this brief section. We refer the reader to, for example, Refs. [83, 84, 160–165] and references therein.

values of Ω_D and PYTHIA. The D_2 distribution in PYTHIA is systematically pushed to higher values as compared with our calculation.

To try and assess the extent to which this can be accommodated for by adjusting the value of Ω_D , in Fig. 19 we show plots of both PYTHIA and VINCIA with p_T ordering compared with our analytic results for two different values of the shape parameter. The values $\Omega_D = 0.34$ GeV and $\Omega_D = 0.47$ GeV were chosen to give best agreement with the VINCIA and PYTHIA distributions, respectively. This figure makes clear that the disagreement between the D_2 distributions as generated by the two Monte Carlo generators can largely be remedied by using different values of the non-perturbative parameter. However, this is slightly displeasing, as both generators use the same hadronization model, and should therefore also have the same value of Ω_D . This plot also gives a feel for the extent to which Ω_D can be varied before significant disagreement is seen between the analytic calculation and a given Monte Carlo distribution. Performing the perturbative calculation to higher accuracy would help to resolve some of these ambiguities in the value of the shape parameter, by reducing the perturbative uncertainty on the shape of the distribution, as well as its normalization. Throughout the rest of this paper, when comparing our analytic predictions with VINCIA or PYTHIA, we will use the value $\Omega_D = 0.34$ GeV as obtained from our fit to hadron level p_T -ordered VINCIA. From comparison to our analytic calculations, we believe that VINCIA best describes the perturbative distribution and implements a clean separation between perturbative and non-perturbative physics, as in our analytic calculation. However, one should keep in mind the level of sensitivity to this parameter. In particular, for the application of boosted Z discrimination, we will see that the discrimination power of the observable will depend sensitively on the shape of the D_2 distribution below the peak, and will therefore exhibit great sensitivity to the value of the shape parameter.

For the signal distributions, shown in Fig. 20, we use the same choice of non-perturbative parameters as for the background distributions. From Eq. (5.17), we have seen that for the jets with $E_J = 500$ GeV, the non-perturbative shift is expected to be of the order $1/500$, and is therefore completely negligible to the level of accuracy that we work, and the equality of the non-perturbative parameters between the signal and background distributions is not tested. For the signal distributions, we see excellent agreement between the theory prediction and all the Monte Carlo generators. Due to the sharp peak in the distribution, we expect higher order resummation is necessary to provide a more accurate description right in the peak region, where the perturbative uncertainty in our calculation becomes large. Due to the fact that the distributions are normalized, this uncertainty also manifests itself in the tail of the distribution. It is known how to calculate the signal distribution to higher accuracy [41], and so we do not consider this issue further here. The effect of the shape function on our analytic results are consistent with VINCIA and PYTHIA whose signal D_2 distribution is changed only slightly after hadronization. On the other hand, the HERWIG distribution is “fixed” after hadronization, and agrees well with our perturbative result convolved with a shape function.

The distinction between the importance of hadronization in the different Monte Carlos is vital to understand for jet substructure studies. VINCIA (and PYTHIA) provides a relatively accurate description of parton-level distributions, which can be directly compared

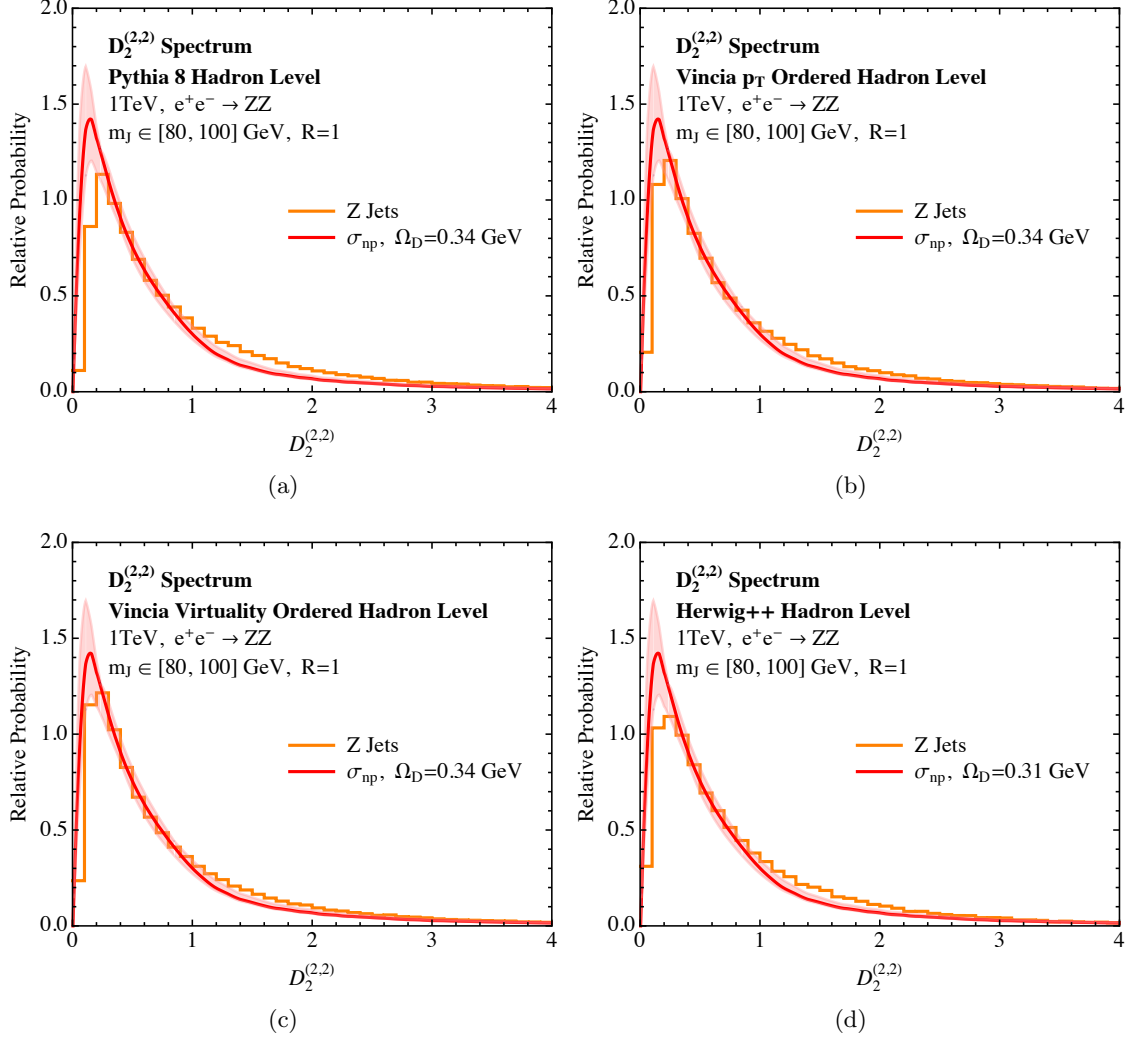


Figure 20: A comparison of the $D_2^{(2,2)}$ distributions for signal boosted Z jets from our analytic prediction and the various hadron-level Monte Carlos. σ_p denotes the parton level perturbative prediction for the distribution and $\sigma_{np} = \sigma_p \otimes F_D$ is the perturbative prediction convolved with the non-perturbative shape function, although for the signal this has a negligible effect. The values of the non-perturbative parameter Ω_D used are also shown.

to perturbative calculations. The effect of hadronization on jet observables in PYTHIA is effectively as a shape function, which convolves with the parton-level distribution. The approach in HERWIG is very different. Parton-level distributions can be wildly off from perturbative calculations due in part to low parton multiplicities, as exhibited in Fig. 14, but hadronization in HERWIG generates large numbers of hadrons with just the right momentum distributions to correct the result at parton-level.

We conclude this section by emphasizing how the choice of variable can greatly facilitate comparisons with Monte Carlos. An important feature of the D_2 observable is that it cleanly separates phase space regions dominated by different physics. In particular, it separates the region of phase space where a subjet is formed from that where no subjet is formed, as well as separating the regions of phase space where hadronization is important from those where it plays a minor role. This enables these effects to be cleanly disentangled, and provides a sensitive probe of their modeling. We therefore believe that the observable D_2 could play an important role in the tuning of Monte Carlo generators for jet substructure studies, and could be used to complement some of the observables proposed and studied in Refs. [121, 122].¹⁹ Furthermore, the observable D_3 [67], which is sensitive to three-prong substructure within a jet also provides a clean separation of two- and three-prong regions, and could be used to provide an even more detailed understanding of jet substructure and the perturbative shower evolution.

5.6 Analytic Boosted Z Discrimination with D_2

In this section, we use our analytic calculation, combined with the non-perturbative shape functions of Sec. 5.5, to make complete predictions for the discrimination power of $D_2^{(2,2)}$ for hadronically-decaying boosted Z bosons versus QCD quark jets at an e^+e^- collider. We present comparisons of our calculation to the results of fully hadronized PYTHIA, VINCIA, and HERWIG Monte Carlos. Here, we also present Monte Carlo results from scanning over a range of values for the angular exponent α that is consistent with our factorization theorem. Analytic results for boosted boson discrimination were also presented recently in Ref. [46] for groomed mass taggers, as well as an analytic study of the optimal parameters.

In Figs. 21 and 22 we overlay the distributions for $D_2^{(2,2)}$ as measured on signal and background for each Monte Carlo sample, and compare with our analytical calculations including the non-perturbative shape function contributions. Fig. 21 shows the complete D_2 distributions, including the long tail of the background distribution, while Fig. 22 shows a zoomed in version, focusing on small values of D_2 , as is most relevant for signal versus background discrimination. A representative cut on the D_2 distribution, as could be used to select a relatively pure sample of boosted Z bosons, is also indicated. In general, the agreement between the Monte Carlos, for both signal and background distributions, and

¹⁹Note that Refs. [121, 122] used the observable C_2 , also formed from the energy correlation functions, which was proposed in Ref. [65]. Unlike D_2 , C_2 does not cleanly separate the two-prong region of phase space from the one-prong region of phase space. A detailed discussion of this point can be found in Ref. [66]. The clean separation of the one- and two-prong regions of phase space is the essential feature of the D_2 observable, which allows for its precise theoretical calculation and its sensitivity to the shower implementation.

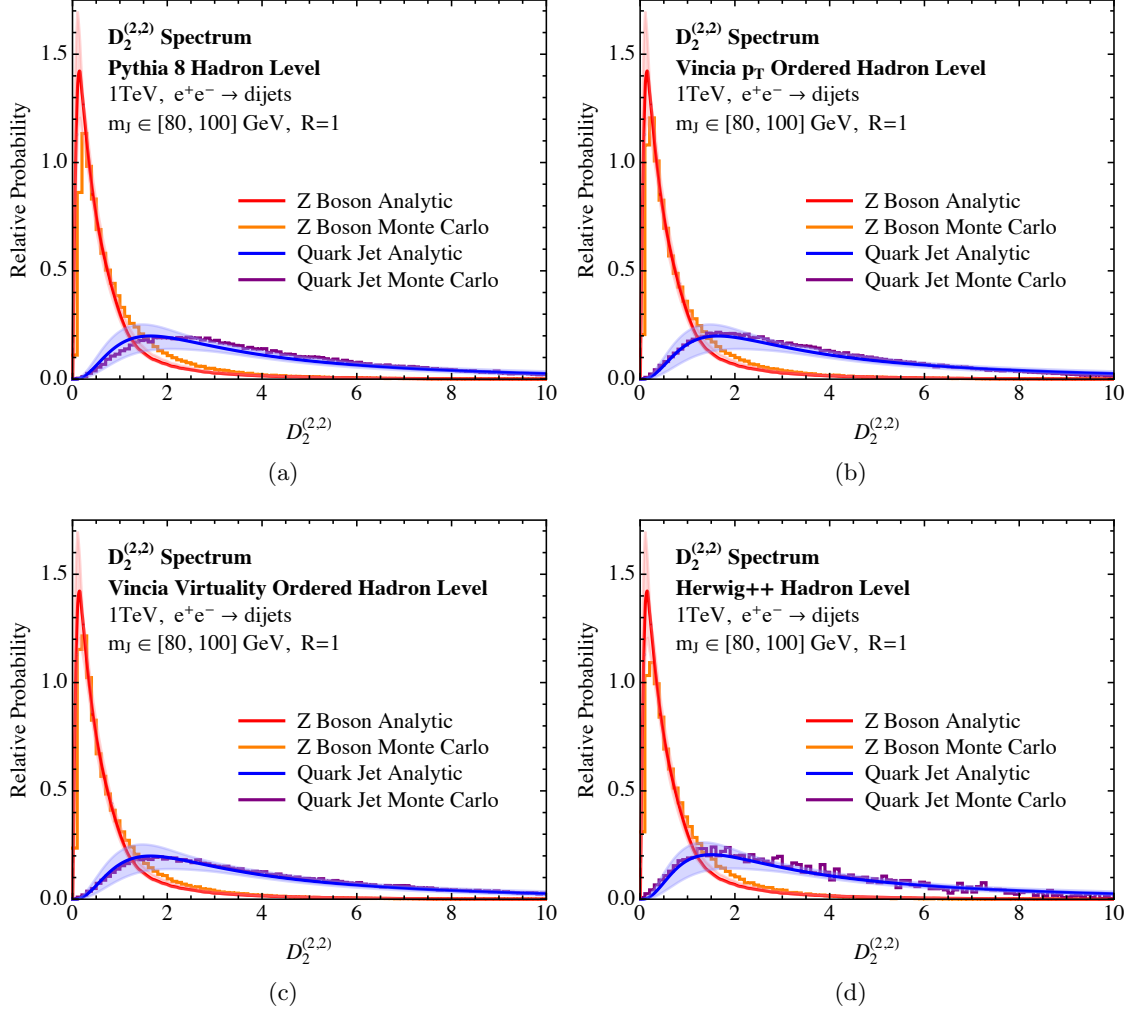


Figure 21: A comparison of signal and background $D_2^{(2,2)}$ distributions for the four different Monte Carlo generators and our analytic calculation, including hadronization. Here we show the complete distributions, including the long tail for the background distribution. Although we extend the factorization theorem beyond its naive region of applicability into the tail, excellent agreement with Monte Carlo is found.

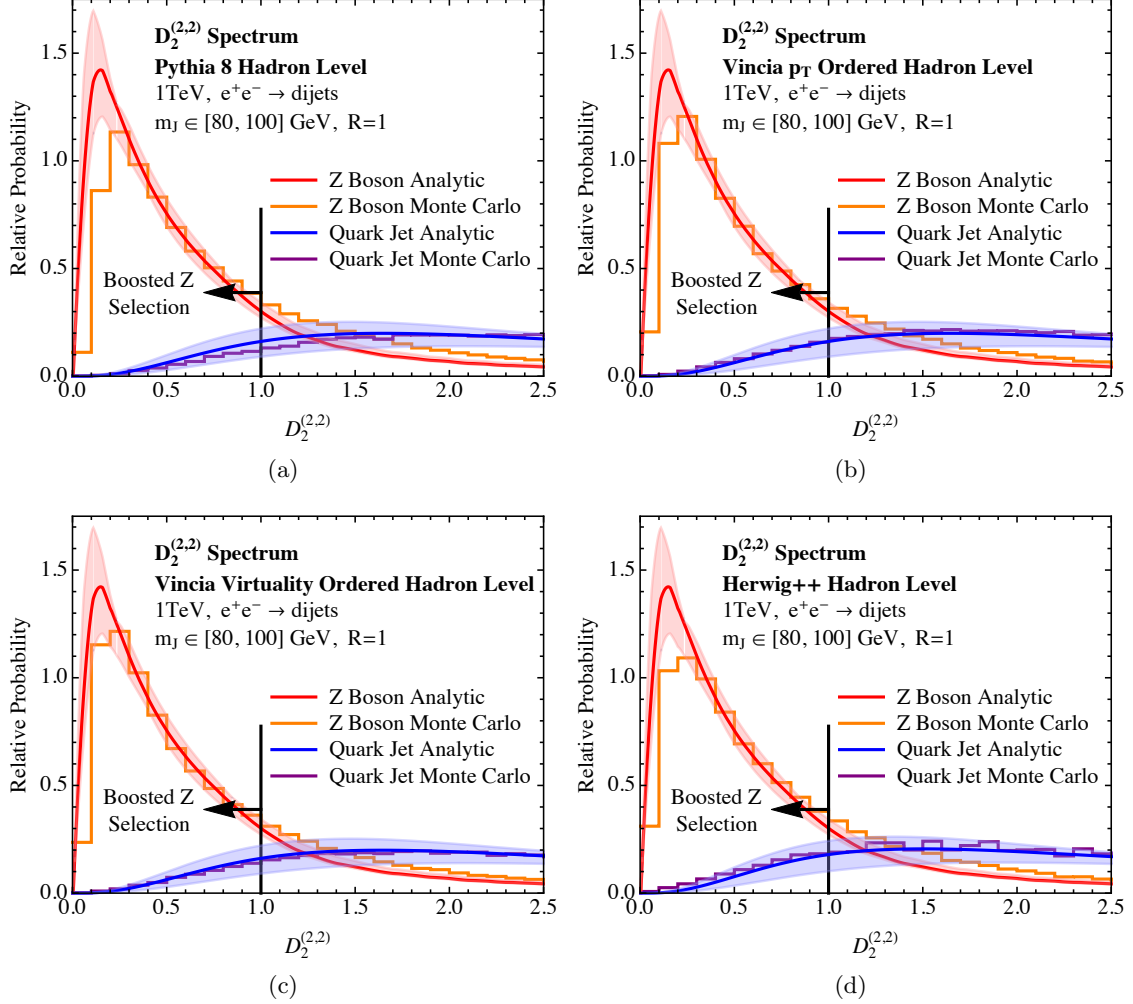


Figure 22: A comparison of signal and background $D_2^{(2,2)}$ distributions for the four different Monte Carlo generators and our analytic calculation, including hadronization. Here we show a zoomed in view of the distributions at small D_2 , along with a representative cut that could be used to select a relatively pure sample of boosted Z bosons. Relevant cuts for boosted Z discrimination are to the left of the perturbative peak for the background distributions.

our calculation is impressive. This holds true both for the overall shape of the distributions, including the long tail of the background distribution, and for the detailed shape at small values of D_2 . It is also important to note that the perturbative uncertainties remain under control, even in the small D_2 region, as seen in Fig. 22. The uncertainty bands do not incorporate variations in the non-perturbative parameter Ω_D . There are however, some small deviations between the analytic predictions and the Monte Carlo distributions. The background distribution in PYTHIA is pushed to slightly higher values than our calculation. This implies that the signal versus background discrimination power as predicted with PYTHIA will be overestimated. The most conservative prediction for the signal versus background discrimination power is from HERWIG, whose background distribution is nearly identical to our calculation. That PYTHIA tends to be optimistic and HERWIG tends to be pessimistic with respect to discrimination power has been observed in several other jet substructure analyses [23, 65–67].

An important feature of the D_2 distributions, made clear by Fig. 22, is that in the region of interest relevant for boosted Z discrimination, the background distribution is deep in the non-perturbative regime. Therefore, although the perturbative uncertainties are small, the effect of the shape function, and variations of the non-perturbative parameter Ω_D , is large. Estimates of the uncertainties due to the form of the shape function, or the use of more complicated functional forms, along the lines of Ref. [151] are well beyond the scope of this paper. An advantage of our factorization approach is that we are able to achieve a clean separation of perturbative and non-perturbative effects, and demonstrate relations between the non-perturbative matrix elements appearing in our factorization theorems and non-perturbative matrix elements which have been measured with other event shapes, by using their field theoretic definitions. This separation is essential for understanding discrimination performance in the non-perturbative region, which we see is required for jet substructure studies related to boosted boson discrimination.

In Fig. 23, we have used these raw distributions to produce signal versus background efficiency curves (ROC curves) by making a sliding cut in D_2 . The ROC curve from each Monte Carlo sample as well as our analytic prediction from our calculated signal and background distributions are shown in both logarithmic plot and linear plot in Figs. 23a and 23b, respectively. The band around our analytic prediction should be taken as representative of the signal versus background efficiency range from varying the perturbative scales.²⁰ For the analytic predictions, we use $\Omega_D = 0.34$, as obtained from our fit to the p_T ordered VINCIA shower. Consistent with the distributions in Fig. 21, the Monte Carlos are in qualitative agreement with our analytic prediction for the ROC curve. In general, our analytic prediction seems to give an optimistic prediction for the discrimination power, however, this is driven by the fact that our resummed prediction for the signal distribution is more peaked. It would be interesting to perform the NNLL resummation for the signal, which

²⁰Note that ROC curves only make sense for normalized distributions, and therefore the envelopes from scale variation cannot be used. Instead, ROC curves are generated from normalized signal and background distributions made with a variety of scale choices, with scales varies separately in the signal and background distributions. We then take the envelope of these ROC curves to generate the uncertainty bands for the ROC curves.

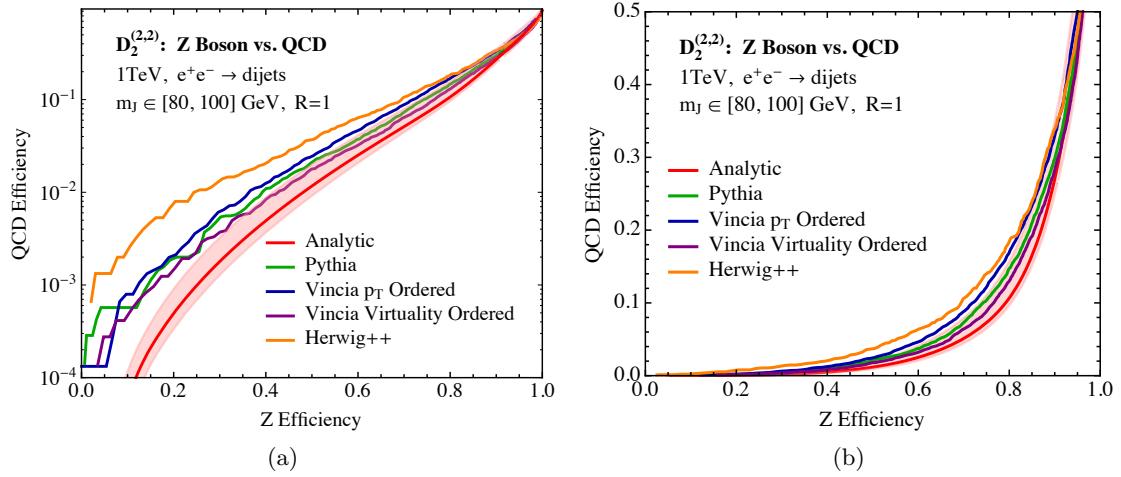


Figure 23: Signal vs. background efficiency curves for $D_2^{(2,2)}$ for the Monte Carlo samples as compared to our analytic prediction on a) logarithmic scale plot and b) linear scale plot. The band of the analytic prediction is representative of the perturbative scale uncertainty.

should significantly reduce the uncertainty in the signal calculation, particularly in the peak region, where the perturbative uncertainties in our present calculation are quite large. Because of the fact that the distributions are normalized, an improved behavior in the peak of the distribution could also improve the agreement in the tail of the signal distribution, which is currently systematically low, due to the fact that the peak is systematically high. This could enable a conclusive understanding as to the discrepancy between the different Monte Carlo generators for both signal and background distributions. In particular, our analytic calculations suggest that the HERWIG++ generator provides pessimistic predictions for the discrimination power of the D_2 observable due to the underestimation of the peak height for the signal distribution, and it would be interesting to understand this further. Due to the importance of analytically understanding the discrimination power of jet substructure observables, such a calculation is well motivated. For the case of $\alpha = \beta = 2$, the required perturbative components could be obtained following relations to e^+e^- event shapes as were used in Ref. [41].

One feature made clear by the linear ROC curve in Fig. 23b is the increase in perturbative uncertainty with increasing Z efficiency. As emphasized earlier, this is due to the fact that for the region of interest for Z discrimination, one is probing values of D_2 which are below the peak of the background distribution, and therefore in the non-perturbative regime. As the Z efficiency is increased, one enters the peak region of the background distribution, where the perturbative uncertainty is largest, causing a corresponding increase in the uncertainty band for the ROC curve. However, we do not include uncertainties due to the non-perturbative parameter Ω_D or from the shape function, in Fig. 23b, which are the dominant sources of uncertainty in this region.

To demonstrate that is indeed the case, in Fig. 24 we show ROC curves in both linear

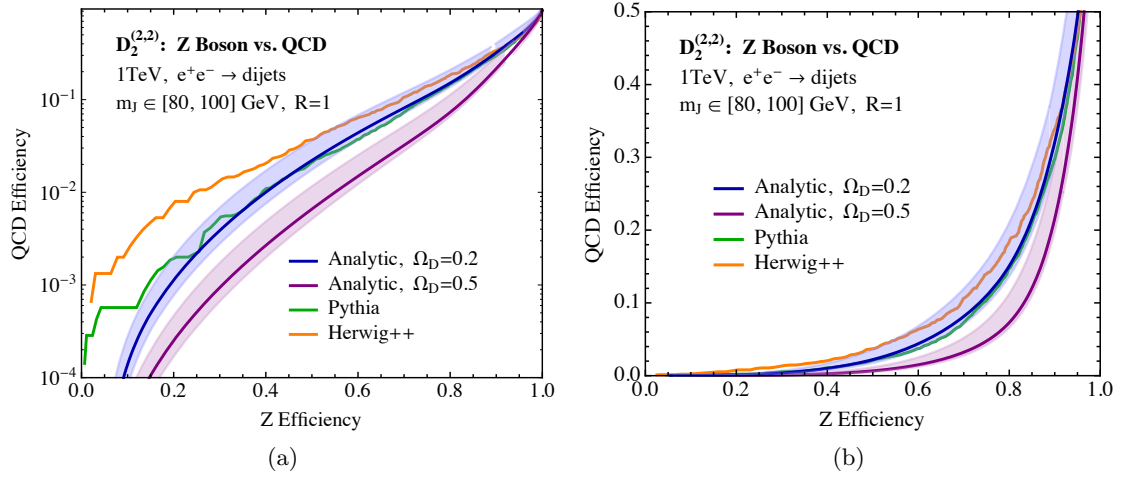


Figure 24: Signal vs. background efficiency curves for $D_2^{(2,2)}$ for the Monte Carlo samples as compared to our analytic prediction for two different values of the non-perturbative shape parameter, chosen by varying our central value by ± 0.15 GeV. Results are shown on a logarithmic scale in a) and a linear scale in b). Perturbative scale uncertainties are also shown.

and log scales for two different values of the non-perturbative shape parameter. The values of Ω_D where chosen by varying our central value of $\Omega_D = 0.34$ GeV by ± 0.15 GeV (and rounding to nice numbers). We have also shown the distributions from the HERWIG++ and PYTHIA generators as representative of the ROC curves generated by the Monte Carlo generators. This figure makes clear that in the region of efficiencies of interest for boosted Z tagging, one is extremely sensitive to the D_2 distribution in the deeply non-perturbative region, and this uncertainty swamps the perturbative uncertainty. To be able to improve the accuracy in this region will require detailed comparisons with Monte Carlo, data, and analytic calculations, to allow for a clean separation of the non-perturbative parameter from perturbative modifications to the shape of the distribution.

To further understand the discrimination power of the D_2 observable, in Figs. 25a and 25b we show the background rejection rate at 50% and 75% signal efficiency as a function of α , the angular exponent of the 3-point energy correlation function in D_2 . Below about $\alpha = 4/3$, all rejection rates dramatically decrease as α decreases, while above about $\alpha = 4/3$, the QCD rejection rate in all Monte Carlo samples is impressively flat. This is consistent with our power counting analysis of the $e_2^{(2)}, e_3^{(\alpha)}$ phase space plane in Sec. 2.2.1 and is a powerful verification that the Monte Carlos respect the parametric dynamics of QCD.

Although our factorization theorem is valid in the region $\alpha \gtrsim 2$, for $\beta = 2$, in Figs. 25a and 25b we have only shown the analytic prediction for the value $\alpha = 2$, where we find that it agrees well with the Monte Carlo results, as expected from the agreement of the distributions and ROC curves. For $\alpha > 2$, while our prediction for the background distribution

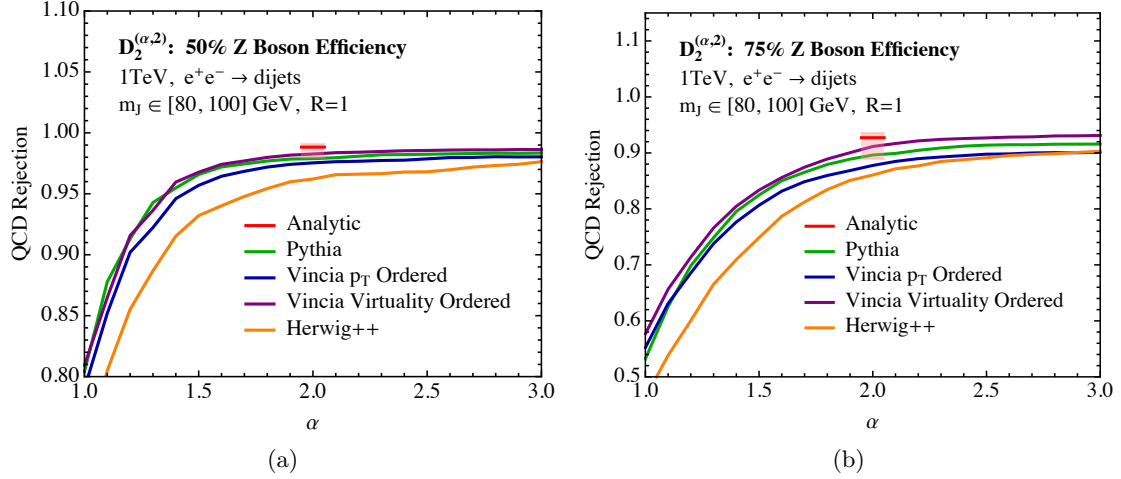


Figure 25: Background rejection rate at fixed a) 50% and b) 75% signal efficiency as a function of the angular exponent of the 3-point energy correlation function in D_2 , and a comparison to our analytic prediction for $\alpha = 2$.

remains accurate (indeed our power counting becomes more valid in this region), the signal distribution becomes extremely sharply peaked, which is difficult to describe, and sensitive to normalization. Due to the fact that this region is also of less phenomenological interest, both because the large angular exponent makes the observable sensitive to pile up contamination, and because both power counting and Monte Carlo analyses indicate that optimal performance is achieved for $\alpha = 2$, we have decided not to focus on this region. It would be potentially interesting to see if higher order resummation would be sufficient to describe the sharply peaked signal distribution in this region, as well as to test the universality of the non-perturbative power corrections.

One further interesting feature of Figs. 25a and 25b is the correspondence between the perturbative scale variations, and the spread in the curves from the different Monte Carlo generators, which agree well at both 50% and 75%. For the case of p_T -ordered VINCIA as compared with virtuality ordered VINCIA, this correspondence is precise, as the difference between the Monte Carlos can be viewed as a scale variation, and identical hadronization models are used. Although this correspondence is less precise for the other generators, in particular since different hadronization models are used (for example), we find that our perturbative scale variations accurately describe the variation in the different predictions.

5.7 Discrimination in the Two-Prong Regime

Throughout this paper, we have emphasized that the discrimination of boosted hadronically decaying Z bosons (or W or H bosons) from massive QCD jets is effectively a problem of discriminating one- from two-prong jets. We have demonstrated that the observable D_2 is powerful for this goal. However, in the formulation of our factorization theorem for calculating the distribution of D_2 , we needed to perform additional 2-point energy cor-

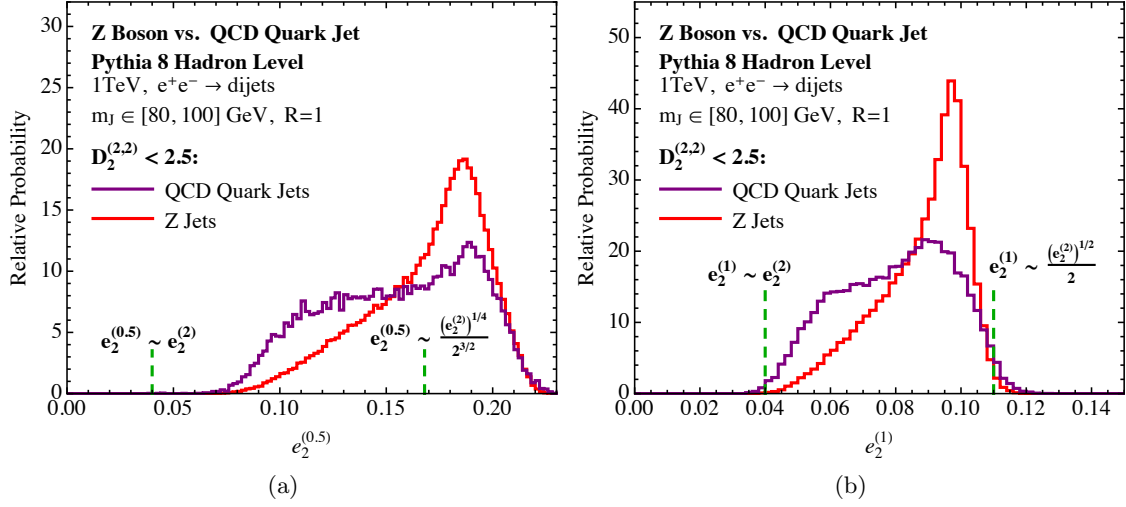


Figure 26: Distributions for $e_2^{(0.5)}$ (left) and $e_2^{(1.0)}$ (right) from the signal and background PYTHIA Monte Carlo samples. In addition to the mass cut $m_J \in [80, 100]$ GeV, these jets are also required to have $D_2^{(2,2)} < 2.5$ to guarantee that these jets are dominated by two-prong structure. The parametric boundaries of $e_2^{(\beta)}$ from Eq. (5.18) are shown with the green dashed lines.

relation function measurements on the jet to separate contributions from soft subjet and collinear subjets contributions to background. While indeed the signal jets are dominantly two-pronged, we further know that those prongs are dominantly collinear, and do not have parametrically different energies. Therefore, we are able to further discriminate signal from background jets in the two-prong region of phase space by exploiting additional measurements that can isolate the soft subjet and collinear subjet configurations. A detailed analysis of this is beyond the scope of this paper, but here, we will demonstrate in Monte Carlo that such a procedure is viable.

To investigate this, we measure the observable $D_2^{(2,2)}$ on jets on which a tight mass window cut has been applied. Other angular exponents for D_2 can be used also, but here we only measure D_2 to define two-prong jets. We restrict to the two-prong region of phase space by requiring that $D_2^{(2,2)} < 2.5$. Then, on the jets that pass these cuts, we measure two, 2-point energy correlation functions, $e_2^{(2)}$ and $e_2^{(\beta)}$, where $\beta < 2$. As discussed in Sec. 3, the measurement of the two 2-point energy correlation functions provides an IRC safe definition of the subjets' energy fractions and splitting angle. Because we make a tight mass cut on the jets, $e_2^{(2)}$ is essentially fixed, and only $e_2^{(\beta)}$ is undefined. We will study the distribution of $e_2^{(\beta)}$ for both signal and background jets in this region of phase space.

For a fixed value of $e_2^{(2)}$ and $\beta < 2$, $e_2^{(\beta)}$ is parametrically bounded as

$$e_2^{(2)} \lesssim e_2^{(\beta)} \lesssim 2^{\beta-2} (e_2^{(2)})^{\beta/2}. \quad (5.18)$$

In the two-prong region, the lower bound is set by the soft subjet while the upper bound is set by collinear subjets. Therefore, $e_2^{(\beta)}$ for signal jets will peak near $2^{\beta-2} (e_2^{(2)})^{\beta/2}$,

while background QCD jets will fill out the full range. We illustrate this in Fig. 26 on the hadronized PYTHIA sample with the appropriate cuts applied. We show plots of the distributions of $e_2^{(0.5)}$ and $e_2^{(1)}$ on both signal and background jets and have added dotted lines to denote the parametric upper and lower boundaries. As expected, signal peaks near the upper boundary and background fills out the entire allowed region and so this additional information could be used for discrimination. For the very small values of $\beta = 0.5$, an $\mathcal{O}(1)$ drift is observed with respect to the parametric boundaries, while for $\beta = 1$, the parametric boundaries are extremely well respected.

This demonstrates a simple example of an observable which goes beyond the simple one vs. two prong picture of jet substructure, asking more differential questions about the subjects themselves. In particular, it could be used both to further improve the discrimination power of boosted boson discriminants, and to study in detail the QCD properties of subjects.

6 Looking Back at LEP

In this section, we consider the D_2 distribution for QCD jets in e^+e^- collisions at the Z pole at LEP, for which a large amount of data exists. While the use of D_2 for boosted boson discrimination is not possible, nor relevant, at LEP, this will emphasize the sensitivity of D_2 as a probe of two-prong structure in jets. We will suggest the importance of using variables sensitive to two emissions off of a primary quark in tuning Monte Carlo generators to LEP data.

Our definition of the energy correlation functions in Eq. (2.1) makes implicit assumptions about the treatment of hadron masses, which we have ignored to this point. The definition given there is an E -scheme treatment of hadron masses [91, 92], but we could equally well define p -scheme energy correlation functions as:

$$e_2^{(\beta)} = \frac{1}{E_J^2} \sum_{i < j \in J} |\vec{p}_i| |\vec{p}_j| [2(1 - \cos \theta_{ij})]^{\beta/2}, \quad (6.1)$$

$$e_3^{(\beta)} = \frac{1}{E_J^3} \sum_{i < j < k \in J} |\vec{p}_i| |\vec{p}_j| |\vec{p}_k| [2(1 - \cos \theta_{ij})2(1 - \cos \theta_{jk})2(1 - \cos \theta_{ik})]^{\beta/2},$$

where \vec{p}_i denotes the three-momenta of particle i . For massless particles, this definition is identical to that of Eq. (2.1), and so our perturbative analytics would be unchanged by using this definition or the definition of Eq. (2.1).²¹ The definitions of Eq. (2.1) and Eq. (6.1) differ for massive particles. In particular, the energy correlation functions as defined in Eq. (6.1) have the advantage that they vanish for low momentum or collimated particles regardless of whether these particles are massless or massive, which is not true of the definition in Eq. (2.1). Because of this, we expect that the energy correlation functions as defined in Eq. (6.1) are less sensitive to hadron mass effects and that kinematic restrictions on the energy correlation functions remain the same before and after hadronization, so

²¹As will be discussed shortly, the differences in our analytic calculation due to hadron masses will arise through non-perturbative effects, namely the shape function.

that the phase space studied in Sec. 2.2 assuming massless particles is not significantly modified.

At LEP energies, hadronization will also have a larger effect on the D_2 spectrum than at 1 TeV. However, a particularly important aspect of our all orders factorization theorem is that it isolates perturbative and non-perturbative physics contributions. In this section we will again implement non-perturbative effects into our analytic calculation using the shape function defined in Eq. (5.2). There are two effects which determine how the shape function depends on the jet mass, m_J , and the center of mass energy, Q . First, for a fixed value of Ω_D , the shift in the first moment of the D_2 distribution was given in Eq. (5.16), which we recall here for convenience, by

$$\Delta_D = \frac{\Omega_D}{E_J \left(\frac{m_J}{E_J} \right)^4}. \quad (6.2)$$

This has dependence on both m_J and Q (through E_J), and for the jets we consider at LEP, this is a considerably larger shift than for the 1 TeV jets studied in Sec. 5.5. This scaling is a non-trivial prediction of our factorization framework, and we will see that it is well respected when we perform a comparison of our analytic results with Monte Carlo. Furthermore, the parameter Ω_D has a logarithmic dependence on a renormalization scale, $\Omega_D = \Omega_D(\mu)$, through renormalization group evolution [92], which is briefly reviewed in App. H. However, this effect is small compared with the linear change in the first moment with E_J for a fixed m_J/E_J . A numerical estimate for the effect of the running of $\Omega_D(\mu)$ is given in App. H. At the level of accuracy to which we work in this paper, we cannot probe this logarithmic running, although we will see that our results are consistent with it.

The definition of the energy correlation functions given in Eq. (6.1) also has an effect on the universality of the non-perturbative parameter Ω_D , when hadron mass effects are included. Power corrections due to hadron mass effects are of order $\mathcal{O}(m_H/Q)$, where m_H is a light hadron mass, and are therefore of the same order as the leading $\mathcal{O}(\Lambda_{\text{QCD}}/Q)$ power corrections. In the p -scheme definition of the energy correlation functions which we have chosen in Eq. (6.1), it is no longer possible to extract the dependence on the angular exponent α from Ω_D , as was done in Eq. (5.12). However, to the accuracy to which we work, we expect this to be a negligible effect, and furthermore, the case $\alpha = 2$ is of most phenomenological interest, and is the case we have focused on exclusively in this paper. Furthermore, even in the presence of hadron mass effects, it is still possible to extract the parameter Ω_D from dijet event shapes in the same universality class [92]. This exhibits the benefits of the factorization approach both for separating perturbative and non-perturbative effects, and for relating non-perturbative parameters to maintain predictivity.

One further distinction between the case of boosted Z discrimination and the measurement of QCD jet shapes at the Z pole is that while a tight mass cut is natural for boosted Z discrimination, it is not natural in jet shape analyses. However, our shape function analysis, as derived in Sec. 5.5, is valid at a fixed jet mass (or correspondingly fixed value of $e_2^{(\beta)}$). This is clear from both Eq. (5.7) and from the equation for the shift in the first

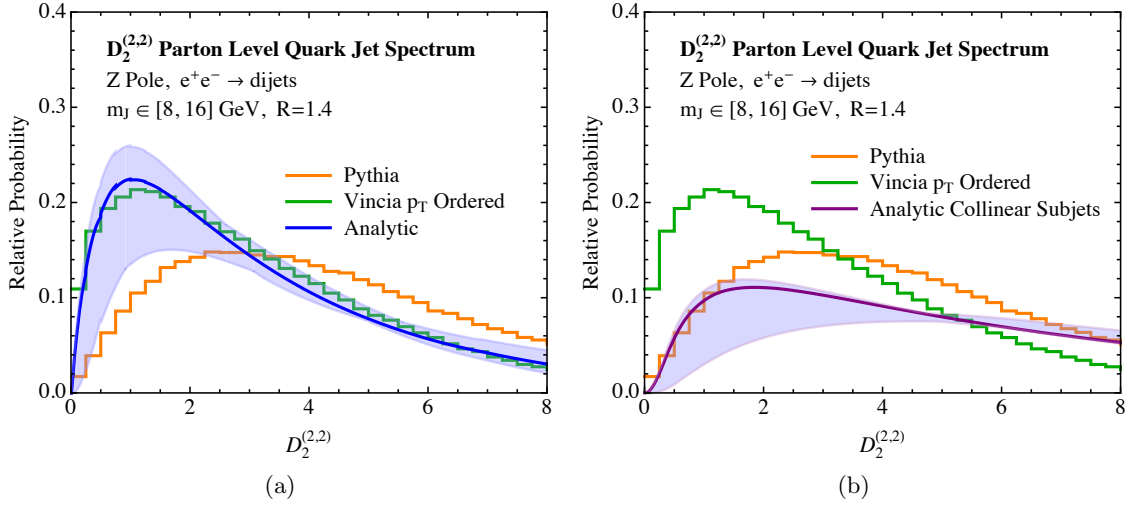


Figure 27: A comparison of the D_2 spectrum as measured on quark initiated jets at the Z pole from the PYTHIA and p_T -ordered VINCIA Monte Carlo generators to our analytic predictions. a) Comparison of our complete analytic calculation including both the soft subject and collinear subjects region of phase space with the predictions of the Monte Carlo generators. b) Comparison of our analytic calculation including only the collinear subjects region of phase space compared with the predictions of the Monte Carlo generators.

moment in Eq. (5.16). However, we emphasize that the non-perturbative parameter Ω_D is unique, and the scaling of the non-perturbative shift with the jet mass is fully determined. To achieve an analytic prediction for the non-perturbative D_2 spectrum inclusive over the jet mass mass, one must calculate the perturbative D_2 spectra differentially in the jet mass, convolve with a shape function for each value of the jet mass, and then integrate over the jet mass. While this is in principle straightforward, it is computationally intensive, and is beyond the scope of this paper. Instead, we will enforce a jet mass cut of $8 < m_J < 16$ GeV. This mass cut was chosen because it is near to the Sudakov peak of the jet mass distribution for this jet energy and the m_J in this range are set by low scale, but still perturbative, emissions.

Similar to what we did in our numerical analysis at 1 TeV, we begin in Fig. 27 by comparing our analytic prediction for the D_2 spectrum with the distributions from parton level Monte Carlo. In Fig. 27a, we show a comparison of our complete analytic calculation, including perturbative scale variations, along with Monte Carlo predictions from both PYTHIA and p_T -ordered VINCIA, which we take as representative of the different Monte Carlo generators. We use a jet radius of $R = 1.4$ to approximate hemisphere jets. We find good agreement with the prediction with the VINCIA Monte Carlo, and much worse agreement in the shape of the distribution with the PYTHIA generator. We believe that this is again due to the effects of wide angle soft radiation, which are not well modeled by the implementation of the perturbative shower in PYTHIA, but which are well modeled by the antenna dipole shower of the VINCIA Monte Carlo generator, and are explicitly

included in our analytic calculation through the soft subjet factorization theorem. To demonstrate that this is indeed the case, in Fig. 27b, we show a comparison of our analytic prediction, including only the collinear subjets region of phase space, with both Monte Carlo generators. Excellent agreement is seen with the PYTHIA generator, particularly at small D_2 , while the agreement between the prediction including only the collinear subjets region of phase space and the VINCIA prediction are completely different. This emphasizes the large effect played by the soft subjet at LEP energies.

In Fig. 28b we show our analytic prediction for the non-perturbative spectra using the shape function. An alternate view of the perturbative spectrum is shown in Fig. 28a for reference, and to show the overall shape of the perturbative distribution. We have used a value of $\Omega_D = 0.50$ GeV, which was obtained by fitting to the VINCIA Monte Carlo, since we obtained the best agreement with the shape of the VINCIA Monte Carlo at parton level with our perturbative spectrum. There is considerable uncertainty on this value, probably of the order ± 0.3 GeV due to the wide mass window, which is probably slightly large for the naïve application of our shape function. Furthermore, as demonstrated in Sec. 5.5, there is some ambiguity in the value of Ω_D , depending on whether it is extracted from hadron level PYTHIA or VINCIA, which is of this same order. However, this value is consistent with $\Omega_D = 0.34$ GeV as extracted from our analysis at 1 TeV. Although it is expected that the logarithmic running of the Ω_D parameter will decrease its value slightly, this effect is expected to be small. The amount by which it is expected to decrease depends on another non-perturbative parameter, but is estimated in App. H that Ω_D should decrease by approximately 0.1 GeV between our predictions at 1 TeV and those at LEP energies. This is an important consistency check on our results, but due to the large uncertainty, we cannot claim to probe this running over the scales that we have considered. The analytic perturbative spectrum is also shown for reference. Good overall agreement with both Monte Carlo generators is observed, and the discrepancy between the PYTHIA and VINCIA generators which was present at parton level is reduced, although still non-negligible. As was discussed in Sec. 5.5, it could also be compensated for by a modification of the non-perturbative shape parameter. In particular, the effect of hadronization is well captured by non-perturbative shape function. Hadronization has a significantly larger effect on the D_2 observable at Z pole energies than at 1 TeV. This demonstrates the consistency of our implementation of the non-perturbative corrections through the shape function, which predicts the scaling of the shift in the first moment through Eq. (6.2).

Unlike for the D_2 distributions at 1 TeV, where the effect of hadronization was well described only by a shift in the first moment, at LEP energies the hadronization also has a non-trivial effect on the shape of the distribution. This can clearly be seen by comparing the dashed perturbative spectrum and the non-perturbative results in Fig. 28b. While our factorization of non-perturbative effects in terms of a shape function is completely generic, it is only the first moment of the shape function which is universal, with the full non-perturbative shape function being in general observable dependent. However, the modification in the shape of the D_2 spectrum due to hadronization effects seems to be quite well captured by the shape function of Eq. (5.2). In our plots we do not include any uncertainties due to the form of the non-perturbative shape function, despite the fact that

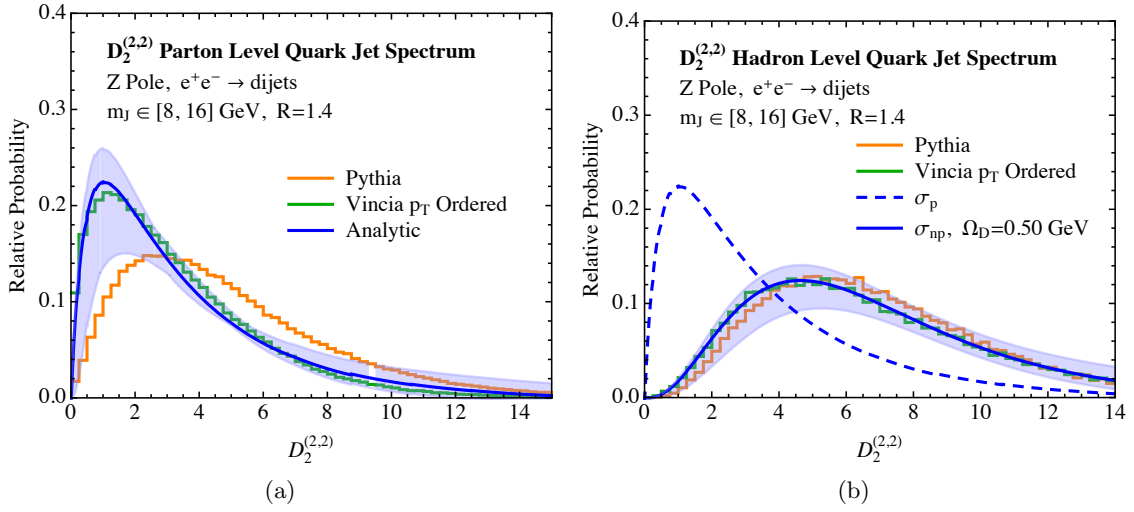


Figure 28: A comparison of the D_2 spectrum as measured on quark initiated jets at the Z pole from the PYTHIA and p_T -ordered VINCIA Monte Carlo generators to our analytic predictions. Results are shown both for parton level Monte Carlo compared with perturbative analytics in a), and for hadron level Monte Carlo compared with non-perturbative analytics in b).

they are the dominant effect throughout most of the hadronized distribution. More general shape functions, and a study of their associated uncertainties could be studied along the lines of Ref. [151], although this is beyond the scope of this paper, and could only be justified if the perturbative components of our calculation were computed to a higher level of accuracy.

Since the D_2 spectrum is sensitive to the emissions from the gluon subjet, it is sensitive to the radiation pattern generated by a gluon, and could potentially be used to improve the Monte Carlo description of gluons and the modeling of color coherence effects. In contrast to most observables which have been used for tuning Monte Carlos to LEP data, such as the jet mass which is set by a single emission, D_2 requires two emissions off of the initiating quark to be non-zero, and therefore can be used as a more detailed probe of the perturbative shower. Although non-perturbative effects play a large role for jets in this energy range, we have shown that our factorization theorem allows us to cleanly separate perturbative from non-perturbative effects, which could be useful when tuning Monte Carlo generators, allowing one to disentangle genuine perturbative effects which should be well described by the Monte Carlo shower, from effects which should be captured by the hadronization model. We believe that higher order calculations of QCD jet shapes sensitive to three particle correlations, such as D_2 , and their use in Monte Carlo tunings is therefore well motivated.

For reference, in App. I we show a collection of $e_2^{(2)}$ distributions measured at the Z pole, at both parton and hadron level for both the VINCIA and PYTHIA event generators. Unlike for the D_2 observable, the VINCIA and PYTHIA generators agree both at parton and

hadron level to an excellent degree. This is of course expected due to the fact that these Monte Carlos have been tuned to LEP event shapes, but further emphasizes the fact that D_2 , and other observables sensitive to additional emissions, provide a more detailed probe of the perturbative shower.

7 Looking Towards the LHC

Throughout this paper, we have restricted our analysis to e^+e^- colliders so that we could ignore subtleties with initial state radiation, pile-up and other features important at hadron colliders. However, it is precisely for including these effects that a rigorous factorization based approach to jet substructure, such as that presented in this paper, will prove most essential. In this section, we discuss the extension to the LHC and in particular to what extent conclusions for e^+e^- colliders holds for the LHC.

The energy correlation functions have a natural longitudinally-invariant generalization relevant for pp colliders, which is given by [65, 66]

$$\begin{aligned} e_2^{(\beta)} &= \frac{1}{p_{TJ}^2} \sum_{1 \leq i < j \leq n_J} p_{Ti} p_{Tj} R_{ij}^\beta, \\ e_3^{(\beta)} &= \frac{1}{p_{TJ}^3} \sum_{1 \leq i < j < k \leq n_J} p_{Ti} p_{Tj} p_{Tk} R_{ij}^\beta R_{ik}^\beta R_{jk}^\beta. \end{aligned} \quad (7.1)$$

Here p_{TJ} is the transverse momentum of the jet with respect to the beam, p_{Ti} is the transverse momentum of particle i , and n_J is the number of particles contained in the jet. The boost-invariant angle $R_{ij}^2 = (\phi_i - \phi_j)^2 + (y_i - y_j)^2$ is defined as the Euclidean distance in the azimuth-rapidity plane. For central rapidity jets, which we will restrict ourselves to in this section, the power counting discussion of Sec. 2 is unmodified. Therefore, the same conclusions for the form of the optimal observable, D_2 , as well as the range of angular exponents, apply. A simplified version of the $D_2^{(\alpha, \beta)}$ variable, restricted to have equal angular exponents $\alpha = \beta$, was used in Ref. [66], for jet substructure studies at the LHC.

It is in principle straightforward to extend the factorization theorems for D_2 to hadronic colliders, where D_2 is measured on a single jet in an exclusive N -jet event. Factorization theorems for exclusive N -jet production defined using N -jettiness [95, 166] or with a p_T -veto [167, 168] on additional radiation exist and could be combined with the factorization theorems of Sec. 3 to describe the jet substructure. We now briefly discuss how each of these factorization theorems can be interfaced with the presence of additional eikonal lines, representing either additional jets or beam directions in pp collisions.

Recall from Sec. 3.1.1, that the collinear subjects factorization theorem is formulated as a refactorization of the jet function for a particular jet in the n direction, and it is therefore insensitive to the global color structure of the event, seeing only the total color. Intuitively, the collinear-soft modes are boosted, and therefore all additional Wilson lines in the event are grouped in the \bar{n} direction. Furthermore, the global soft modes, which resolve the global color structure of the event do not resolve the jet substructure. This property of the collinear subjects factorization theorem has the feature that it can be trivially combined with a factorization theorem with an arbitrary number of eikonal lines, without complicating

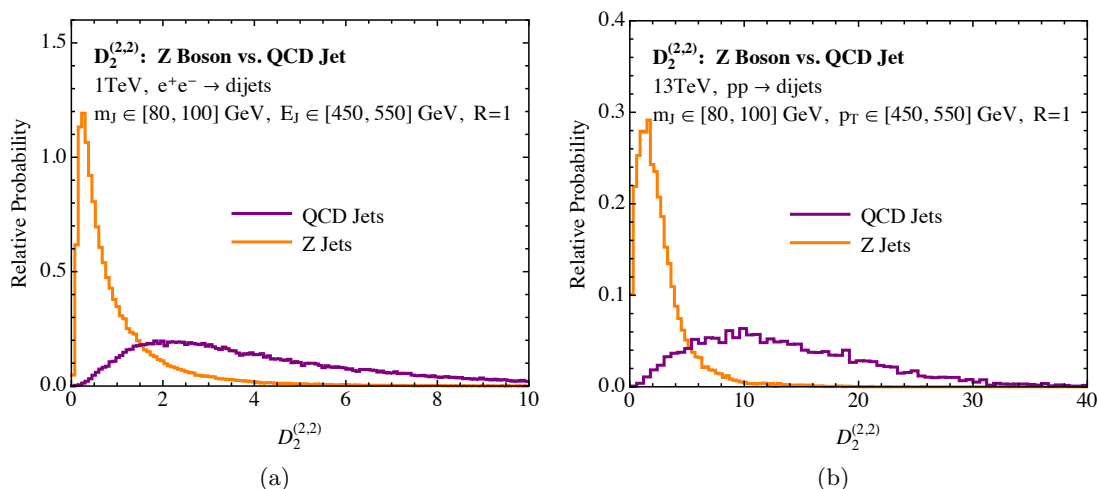


Figure 29: A comparison of the $D_2^{(2,2)}$ distributions for signal and background jets. a) Distributions for $R = 1$ jets at a 1 TeV e^+e^- collider. b) Distributions for $R = 1$ jets at the 13 TeV LHC, for jets with transverse momenta in the range $p_T \in [450, 550]$ GeV.

the color structure. All that is then required, apart from the substructure components, is the addition of an additional measurement function in to the global soft function. Indeed, this extension has been discussed in detail in Ref. [77]. This same property is of course also true for the soft haze factorization theorem, as no additional Wilson lines are required to describe the jet substructure in the first place.

However, for the soft subjet factorization theorem, the presence of additional Wilson lines does significantly complicate the factorization from a calculational perspective. In particular, since the subjet is soft, arising from a refactorization of the soft function, it is emitted coherently from the N -eikonal line structure as a whole, requiring a proper treatment of all color correlations, which becomes complicated with even a few additional Wilson lines. A conjectural proposal for the all orders soft subjet factorization theorem with N -eikonal lines was given in Ref. [76], where the soft subjet factorization theorem was first proposed and studied in the large N_c limit. However, more work is required to understand its structure, and an efficient organization of the color correlations at finite N_c . Furthermore for the soft subjet factorization theorem, the final soft function has an additional eikonal line, since the jet substructure is resolved by the long wavelength global soft modes, further complicating the calculation (although there has recently been some progress in the computation of soft functions [169, 170]). We emphasize however, that these are purely technical complications, and believe that the extension to a calculation of jet substructure in pp would be well worthwhile for improving our understanding of analytic jet substructure. Furthermore, depending on the relevant boosts and jet radii, the techniques of this paper could be used to identify whether the soft subjet factorization theorem plays an important role, or could be formally neglected, simplifying the calculation in more complicated cases.

For these reasons, a full calculation in pp is well beyond the current scope of this initial investigation. We will instead restrict ourselves to a brief Monte Carlo study comparing the properties of D_2 in e^+e^- and pp to show that the distributions exhibit similar features. In Fig. 29 we compare the Monte Carlo predictions for $D_2^{(2,2)}$ as measured in e^+e^- collisions, shown in Fig. 29a, and pp collisions, shown in Fig. 29b. For e^+e^- collisions, the event selection is identical to earlier. For pp collisions, we generate background events from the parton-level process $pp \rightarrow q\bar{q}$ and signal events from $pp \rightarrow ZZ \rightarrow q\bar{q}q\bar{q}$ events, where q denotes a massless quark, with PYTHIA 8.205 at the 13 TeV LHC.²² Jets are clustered with the anti- k_T algorithm with radius $R = 1.0$, and using the WTA recombination scheme, with a p_T metric. We cut on the transverse momentum of the hardest jet, requiring $p_T \in [450, 550]$ GeV, and on the jet mass requiring $m_J \in [80, 100]$ GeV. These are chosen to be similar to the cuts on the jets for the case of e^+e^- , although they are of course not identical, and strict comparisons should not be made between the two cases. The shapes and general features of the D_2 distributions at the two colliders are very similar. There is a relative scaling between the D_2 distributions in e^+e^- and pp due to the different observable definitions. The e^+e^- definition uses the $1 - \cos(\theta_{ij})$ measure of Eq. (2.1), while the pp definition uses the boost invariant definition in terms of R_{ij} , as in Eq. (7.1). Since the $e_3^{(\alpha)}$ observable correlates particles of separation up to $2R$, where R is the jet radius, for $\alpha = \beta = 2$, this gives an expected factor of 4 difference between the two cases, as is approximately observed in Fig. 29.

The similar behavior of the e^+e^- and pp distributions suggests that a complete calculation using our techniques would provide an excellent description of the D_2 distribution at a hadron collider, as we have found for e^+e^- . Such a calculation would also be interesting to better understand the effects of initial state radiation on the D_2 distribution. A simple setting where this calculation would be feasible, for example, would be to consider measuring the D_2 distribution on a jet recoiling against a color-singlet such as a W , Z or H boson, as was used in Ref. [62] to perform a NNLL calculation of the jet mass. Although the effects of non-global logarithms would need to be understood, and could play an important role, recent progress in this area suggests that this issue could be addressed, either by direct resummation of the NGLs [76, 171–174], or through the use of procedures which remove NGLs [43, 44, 71].

8 Conclusions

In this paper we have presented a novel approach to the factorization of jet substructure observables, and applied it to the identification of two-prong substructure. Instead of

²²Since we only briefly mention the case of pp colliders, we do not perform a systematic study of the variation of the D_2 distribution in pp with different Monte Carlo generators, as we did for the case of e^+e^- . However, we believe that this is essential in any jet substructure study at pp , as we expect large variations will be present, as in the e^+e^- case. It would be particularly interesting to compare a p_T -ordered dipole-antenna shower, such as was recently implemented for pp in DIRE [131], with the PYTHIA and HERWIG++ generators which are more commonly used in jet substructure studies at the LHC. As was found for the case of e^+e^- , we expect a p_T -ordered dipole-antenna shower to provide the most accurate description of substructure observables at a pp collider, in particular, those sensitive to wide angle soft radiation.

starting with a given two-prong discriminant, we used the energy correlation functions as a basis of IRC safe observables to isolate the possible subjet configurations. We then studied the phase space defined by these IRC safe observables and proved all orders factorization theorems in each region of phase space. This procedure naturally identified an observable, D_2 , which we argued provided optimal discrimination power, and which preserved the factorization properties of the individual factorization theorems describing different regions of the phase space defined by our basis of observables. We showed that a factorized description of this observable could be obtained by merging the different factorization theorems, and introduced a novel zero bin procedure in factorization theorem space to implement this merging. An important benefit of this approach is that our factorization theorems are valid to all orders in α_s at leading power and therefore provide a systematically improvable description of D_2 .

Using our factorized description of the D_2 observable, we presented a numerical study of our results at an e^+e^- collider, for both the signal and background distributions, resulting in analytic boosted Z boson versus massive QCD jet discrimination predictions. We compared with a variety of Monte Carlo generators, and demonstrated that the low D_2 region, where a hard two-prong substructure is resolved, is a sensitive probe of the Monte Carlo parton shower description. We also studied the effect of non-perturbative corrections, showing that they can be well-described using a simple shape function, and related the single parameter of this shape function to a universal non-perturbative matrix element measured at LEP. This is vital for comparing our calculation with data.

Because our calculation presents the first factorized description of a two-prong discriminant jet observable in both signal and background regions, there are a large number of directions for future study which are of great interest. First, our calculation was presented in the context of jets produced in e^+e^- collisions. For applications at the LHC, where jet substructure plays a vital role, it is important to extend the calculation to jets produced at a pp collider. The factorization theorem we presented straightforwardly generalizes to pp colliders with only complications due to soft radiation from the beams and the more complicated color structure of the hard interaction. The treatment of both these effects are well-understood and their inclusion in a jet substructure calculation would allow the first precision comparisons of calculations with data.

An interesting potential application of our factorization theorems, and merging procedures, which describe in a more differential way the substructure of jets, is to improve jet shape based subtraction schemes for QCD calculations at NNLO and beyond. Quite recently, subtractions based on the N -jettiness observable [95] have been used to perform NNLO calculations in QCD [175–177]. This allowed, in particular, the calculation of W , $H+1$ jet at NNLO [175, 176] ($H+1$ jet at NNLO was also calculated using more traditional subtraction techniques in [178]). The use of more differential subtractions based on more differential factorization theorems would allow for more local, and potentially numerically more efficient subtractions.

It would also be interesting to apply our calculation approach to other observables. For example, the N -subjettiness observables [63, 64] are used extensively in jet substructure studies at the LHC, and it would be of significant phenomenological relevance to obtain

a factorized description of these observables. The approach presented in this paper could also be extended to study more differential observables, such as those used for boosted top discrimination, which can resolve three subjets. A generalization of the $D_2^{(\alpha,\beta)}$ observable, $D_3^{(\alpha,\beta,\gamma)}$, which resolves three prong structure was introduced in Ref. [67] (see also Ref. [179] where it was used for boosted top discrimination at a 100 TeV collider). The $D_3^{(\alpha,\beta,\gamma)}$ observable should exhibit similar factorization properties to that of $D_2^{(\alpha,\beta)}$, and hence should be calculable with similar techniques. A rigorous factorization will also prove essential in this case, allowing for the separation of perturbative and non-perturbative physics, as well as effects associated with the finite top width [110, 180]. More generally, we anticipate that the approach to the factorization of jet substructure observables presented in this paper will allow for the construction of more powerful jet substructure discriminants and will enable a more detailed analytic understanding of the substructure of high energy QCD jets.

Acknowledgments

We thank Piotr Pietrulewicz, Stefan Prestel, Iain Stewart, Frank Tackmann, Jesse Thaler, and Wouter Waalewijn for helpful discussions. IM thanks Matthew Low and Lina Necib for discussions on Monte Carlo generation, and Jan Balewski for the use of, and extensive help with, the MIT computing cluster, on which the fixed order calculations of D_2 were performed. This work is supported by the U.S. Department of Energy (DOE) under grant Contract Numbers DE-SC00012567 and DE-SC0011090. D.N. is also supported by an MIT Pappalardo Fellowship. I.M. is also supported by NSERC of Canada.

A Conventions and SCET Notation

In the body of the text we have presented the required factorization theorems for studying the two-prong substructure of jets using the D_2 observable. Although all the factorization theorems were presented, only heuristic descriptions of the functions appearing in the factorization theorems were presented in an attempt to appeal to a broader audience, and so as to not distract the reader with technical complications. In these appendices, we give the operator definitions of the functions appearing in the factorization theorems of Sec. 3, and calculate the functions to one-loop accuracy.

In this appendix we begin by summarizing some notation and conventions. The factorization theorems presented in this paper are formulated in the language of SCET [79–82]. We assume that the reader has some familiarity with the subject, and will only define our particular notation, and review the definition for common SCET objects. We refer readers unfamiliar with SCET to the reviews [181, 182].

SCET is formulated as a multipole expansion in the momentum components along the jet directions. Since we take the jet directions to be lightlike, it is convenient to work in terms of light-cone coordinates. We define two light-cone vectors

$$n^\mu = (1, \vec{n}), \quad \bar{n}^\mu = (1, -\vec{n}), \quad (\text{A.1})$$

with \vec{n} a unit three-vector, which satisfy the relations $n^2 = \bar{n}^2 = 0$ and $n \cdot \bar{n} = 2$. We can then write any four-momentum p as

$$p^\mu = \bar{n} \cdot p \frac{n^\mu}{2} + n \cdot p \frac{\bar{n}^\mu}{2} + p_{n\perp}^\mu. \quad (\text{A.2})$$

A particle in the n -collinear sector has momentum p close to the \vec{n} direction, so that its momentum scales like $(n \cdot p, \bar{n} \cdot p, p_{n\perp}) \sim \bar{n} \cdot p (\lambda^2, 1, \lambda)$, with $\lambda \ll 1$ a small parameter. The parameter λ is a generic substitute for the power counting parameters in the different factorization theorems presented in Sec. 3, and since our factorization theorems involve multiple scales, there are generically multiple distinct λ s.

In the effective field theory, the momentum of the particles in the n -collinear sector are multipole expanded, and written as

$$p^\mu = \tilde{p}^\mu + k^\mu = \bar{n} \cdot \tilde{p} \frac{n^\mu}{2} + \tilde{p}_{n\perp}^\mu + k^\mu, \quad (\text{A.3})$$

where $\bar{n} \cdot \tilde{p}$ and $\tilde{p}_{n\perp}$ are large momentum components, which label fields, while k is a small residual momentum, suppressed by powers of λ . This gives rise to an effective theory expansion in powers of λ .

SCET fields for quarks and gluons in the n -collinear sector, $\xi_{n,\tilde{p}}(x)$ and $A_{n,\tilde{p}}(x)$, are labeled by the lightlike vector of their collinear sector, n and their large momentum \tilde{p} . We will write the fields in a mixed position space/momentum space notation, using position space for the residual momentum and momentum space for the large momentum components. The residual momentum dependence can be extracted using the derivative operator $i\partial^\mu \sim k$, while the large label momentum is obtained from the momentum label operator \mathcal{P}_n^μ .

Operators and matrix elements in SCET are constructed from collinearly gauge-invariant quark and gluon fields, defined as [79, 80]

$$\chi_{n,\omega}(x) = \left[\delta(\omega - \overline{\mathcal{P}}_n) W_n^\dagger(x) \xi_n(x) \right], \quad (\text{A.4})$$

$$\mathcal{B}_{n,\omega\perp}^\mu(x) = \frac{1}{g} \left[\delta(\omega + \overline{\mathcal{P}}_n) W_n^\dagger(x) iD_{n\perp}^\mu W_n(x) \right]. \quad (\text{A.5})$$

The \perp derivative in the definition of the SCET fields is defined using the label momenta operator as

$$iD_{n\perp}^\mu = \mathcal{P}_{n\perp}^\mu + gA_{n\perp}^\mu, \quad (\text{A.6})$$

and

$$W_n(x) = \left[\sum_{\text{perms}} \exp \left(-\frac{g}{\overline{\mathcal{P}}_n} \bar{n} \cdot A_n(x) \right) \right], \quad (\text{A.7})$$

is a Wilson line of n -collinear gluons. We use the common convention that the label operators in the definition of the SCET fields only act inside the square brackets. Although the Wilson line $W_n(x)$ is a non-local operator, it is localized with respect to the residual position x , and we can therefore treat $\chi_{n,\omega}(x)$ and $\mathcal{B}_{n,\omega}^\mu(x)$ as local quark and gluon fields when constructing operators. The operator definitions for jet functions in these appendices are given in terms of these collinear gauge invariant quark and gluon SCET fields.

Our operator definitions will also involve matrix elements of eikonal Wilson lines, which arise from the soft-collinear factorization through the BPS field redefinition at the Lagrangian level [81]. The Wilson lines extend from the origin to infinity along the direction of a lightlike vector, q , specifying their directions. Explicitly

$$S_q = \mathbf{P} \exp \left(ig \int_0^\infty ds q \cdot A(x + sq) \right). \quad (\text{A.8})$$

Here \mathbf{P} denotes path ordering, and A is the appropriate gauge field for any sector which couples eikonally to a collinear sector with label q (for example collinear-soft, soft, boundary soft), and the color representation has been suppressed. All Wilson lines are taken to be outgoing, since we consider the case of jet production from e^+e^- collisions.

Throughout this paper we have considered the production of two jets, one of which has a possible two-prong substructure, in an e^+e^- collider. This implies the presence of at most three Wilson lines in the soft or collinear soft function. With only three Wilson lines, all possible color structures can be written as a sum of color-singlet traces. In the more general case, with more than three Wilson lines, the soft function is a color matrix which must be traced against the hard functions, which are also matrices in color space, appearing in the factorization theorem for the cross section (see e.g. Refs. [109, 183] for more details).

In App. B through App. E we will give operator definitions for the functions appearing in the factorization theorems in terms of matrix elements of the SCET operators, $\chi_{n,\omega}(x)$ and $\mathcal{B}_{n,\omega}^\mu(x)$, as well as products of soft Wilson lines. These matrix elements can be calculated using the leading power SCET Lagrangian, which can be found in Refs. [79–82], or by using eikonal Feynman rules in the soft functions, and known results for the splitting functions to calculate the jet functions [184]. We will use the latter approach, as it considerably simplifies the calculations at one-loop.

B One Loop Calculations of Collinear Subjets Functions

In this appendix we collect the calculations relevant to the calculation in the collinear subjets region of phase space, and explicitly show the cancellation of anomalous dimensions. The calculation follows closely that of Ref. [77], with the exception of the form of the measurement function. Nevertheless, the calculation is presented in detail, as the SCET₊ effective theory has not been widely used.

Kinematics and Notation

For our general kinematic setup, we will denote by Q the center of mass energy of the e^+e^- collisions, so that $Q/2$ is the energy deposited in a hemisphere. i.e. the four-momenta of the two hemispheres are

$$p_{\text{hemisphere}_1} = \left(\frac{Q}{2}, \vec{p}_1 \right), \quad p_{\text{hemisphere}_2} = \left(\frac{Q}{2}, -\vec{p}_1 \right) \quad (\text{B.1})$$

so

$$s = Q^2. \quad (\text{B.2})$$

We will also denote the energy in a jet at intermediate stages of the calculation by E_J , but we will write our final results in terms of Q .

We work in the region where one hemispherical jet splits into two hard subjets, assume the power counting $z \sim \frac{1}{2}$, with z being the energy fraction of one of the jets. We further assume the power counting relations between the energy correlation functions valid in the collinear subjets region, as discussed in Sec. 2.2. We adopt the following notation to describe the kinematics of the subjets

$$\text{Subjet a,b momenta:} \quad p_a, p_b \quad (\text{B.3})$$

$$\text{Subjet a,b spatial directions:} \quad \hat{n}_a, \hat{n}_b \quad (\text{B.4})$$

$$\text{Thrust axis:} \quad \hat{n} = \frac{\hat{n}_a + \hat{n}_b}{|\hat{n}_a + \hat{n}_b|} \quad (\text{B.5})$$

$$\begin{aligned} \text{Light-cone vectors:} \quad n &= (1, \hat{n}), \quad \bar{n} = (1, -\hat{n}), \\ n_{a,b} &= (1, \hat{n}_{a,b}), \quad \bar{n}_{a,b} = (1, -\hat{n}_{a,b}). \end{aligned} \quad (\text{B.6})$$

In the collinear soft region of phase space, we have $n_a \cdot n_b \ll 1$. When performing expansions, we can work to leading order in $n_a \cdot n_b$, and must use a consistent power counting. It is therefore useful to collect some kinematic relations between vectors which are valid at leading power. These will be useful for later evaluations of the measurement function and integrand at leading power. These kinematics satisfy the following useful relations

$$n \cdot n_a = n \cdot n_b = \frac{n_a \cdot n_b}{4} \quad (\text{B.7})$$

$$\bar{n} \cdot n_a = \bar{n} \cdot n_b = 2, \quad (\text{B.8})$$

$$n_{\perp a,b} \cdot \bar{n}_{\perp a,b} = -n_{\perp a,b} \cdot n_{\perp a,b} = \hat{n}_{\perp a,b} \cdot \hat{n}_{\perp a,b} = \frac{n_a \cdot n_b}{2}. \quad (\text{B.9})$$

For a particle with the power counting of collinear sector a or b , we have the following simplified relations

$$p_a \sim \frac{1}{2}(\bar{n} \cdot p_a)n_a, \quad p_b \sim \frac{1}{2}(\bar{n} \cdot p_b)n_b, \quad (\text{B.10})$$

$$p_a^0 \sim \frac{1}{2}(\bar{n} \cdot p_a), \quad p_b^0 \sim \frac{1}{2}(\bar{n} \cdot p_b), \quad (\text{B.11})$$

which are true to leading order in the power counting. Finally, we label the energy fractions carried in each subjet by

$$z_{a,b} = \frac{2p_{a,b}^0}{Q} = \frac{\bar{n} \cdot p_{a,b}}{Q}, \quad (\text{B.12})$$

where the second relation is true to leading power.

The value of $e_2^{(\alpha)}$ is given to leading power by the subjet splitting

$$e_2^{(\alpha)} = \frac{1}{E_J^2} E_a E_b \left(\frac{2p_a \cdot p_b}{E_a E_b} \right)^{\alpha/2} \quad (\text{B.13})$$

$$= 2^{\alpha/2} z_a z_b (n_a \cdot n_b)^{\alpha/2} . \quad (\text{B.14})$$

In the collinear soft region of phase space, the 3-point energy correlation function is dominated by the correlation between two particles in different subjets, with a third collinear, soft, or collinear-soft particle. Depending on the identity of the third particle, the power counting of the observable is different. We begin by collecting expressions for the $e_3^{(\alpha)}$ observable for a single soft, collinear-soft, or collinear emission, which will be required for the one-loop calculations.

For three emissions, with momenta k_1, k_2, k_3 , the general expression for the three point energy correlation function is

$$e_3^{(\alpha)} = \frac{1}{E_J^3} k_1^0 k_2^0 k_3^0 \left(\frac{2k_1 \cdot k_2}{k_1^0 k_2^0} \right)^{\alpha/2} \left(\frac{2k_1 \cdot k_3}{k_1^0 k_3^0} \right)^{\alpha/2} \left(\frac{2k_2 \cdot k_3}{k_2^0 k_3^0} \right)^{\alpha/2} . \quad (\text{B.15})$$

For an emission collinear with one of the subjets, where we have the splitting $p_{a,b} \rightarrow k_1 + k_2$, we can write $e_3^{(\alpha)}$ entirely in terms of $k_1 \cdot k_2$, $n_a \cdot n_b$, and $\bar{n}_a \cdot k_{1,2}$, because there is a hierarchy between the opening angle of the dipole, and the opening angle of the splitting. At leading power it is given by

$$e_3^{(\alpha)} =_{k_1, k_2 \parallel n_a} 2^{5\alpha/2} z_b (n_a \cdot n_b)^\alpha \left(\frac{k_1 \cdot k_2}{Q^2} \right)^{\frac{\alpha}{2}} \left(\frac{\bar{n}_a \cdot k_1}{Q} \right)^{1-\frac{\alpha}{2}} \left(\frac{\bar{n}_a \cdot k_2}{Q} \right)^{1-\frac{\alpha}{2}} , \quad (\text{B.16})$$

$$e_3^{(\alpha)} =_{k_1, k_2 \parallel n_b} 2^{5\alpha/2} z_a (n_a \cdot n_b)^\alpha \left(\frac{k_1 \cdot k_2}{Q^2} \right)^{\frac{\alpha}{2}} \left(\frac{\bar{n}_b \cdot k_1}{Q} \right)^{1-\frac{\alpha}{2}} \left(\frac{\bar{n}_b \cdot k_2}{Q} \right)^{1-\frac{\alpha}{2}} . \quad (\text{B.17})$$

For a soft emission off of the dipole, with momentum k , which cannot resolve the opening angle of the dipole, we have

$$n_a \cdot k \rightarrow n \cdot k , \quad n_b \cdot k \rightarrow n \cdot k , \quad (\text{B.18})$$

at leading power. We then find

$$e_3^{(\alpha)} = 2^{3\alpha/2+1} z_a z_b (n_a \cdot n_b)^{\alpha/2} \left(\frac{\bar{n} \cdot k + n \cdot k}{2Q} \right)^{1-\alpha} \left(\frac{n \cdot k}{Q} \right)^\alpha , \quad (\text{B.19})$$

where we have used the full expression for the energy of the soft particle, as it is not boosted.

For a third collinear-soft emission k off of the $p_{a,b}$ partons, for which there is no hierarchy between the opening angle of the dipole and the opening angle of the emission (i.e. a collinear soft emission), $e_3^{(\alpha)}$ is given by

$$e_3^{(\alpha)} = 2^{3\alpha/2+1} z_a z_b (n_a \cdot n_b)^{\alpha/2} \left(\frac{\bar{n} \cdot k}{2Q} \right)^{1-\alpha} \left(\frac{n_a \cdot k}{Q} \right)^{\alpha/2} \left(\frac{n_b \cdot k}{Q} \right)^{\alpha/2} . \quad (\text{B.20})$$

For the SCET operators involved in the matching calculation, we follow the notation of Ref. [77], defining

$$\mathcal{O}_2 = \bar{\chi}_n Y_n^\dagger \Gamma Y_{\bar{n}} \chi_{\bar{n}}, \quad (\text{B.21})$$

which is the usual SCET operator for $e^+e^- \rightarrow \text{dijets}$, and

$$\mathcal{O}_3 = \bar{\chi}_{n_a} \mathcal{B}_{\perp n_b}^A \left[X_{n_a}^\dagger X_{n_b} T^A X_{n_b} V_{\bar{n}} \right]_{ij} \left[Y_n^\dagger Y_{\bar{n}} \right]_{jk} \Gamma [\chi_{\bar{n}}]_k, \quad (\text{B.22})$$

which is the SCET₊ operator describing the production of the collinear subjets. Throughout this section, we will not be careful with the Dirac structure of the operators, as it is largely irrelevant to our discussion. With this in mind, we have not made the Lorentz indices explicit on the operators. Here we have chosen to write the Wilson line corresponding to the gluon in the fundamental representation. Note that the two stage matching onto SCET₊ makes it clear that the partonic configuration in which the two collinear subjets are both quarks is power suppressed. In the operators $\mathcal{O}_2, \mathcal{O}_3$, we have used Y to denote soft Wilson lines, and X, V to denote collinear-soft Wilson lines. In the definitions of the factorized functions below, we will refer to all Wilson lines as S , as after factorization, no confusion can arise.

Definitions of Factorized Functions

The functions appearing in the collinear subjets factorization theorem of Eq. (3.8) have the following SCET operator definitions:

- Hard Matching Coefficient for Dijet Production

$$H(Q^2, \mu) = |C(Q^2, \mu)|^2, \quad (\text{B.23})$$

where $C(Q^2, \mu)$ is the Wilson coefficient obtained from matching the full theory QCD current $\bar{\psi}\Gamma\psi$ onto the SCET dijet operator $\bar{\chi}_n\Gamma\chi_{\bar{n}}$

$$\langle q\bar{q}|\bar{\psi}\Gamma\psi|0\rangle = C(Q^2, \mu) \langle q\bar{q}|\mathcal{O}_2|0\rangle. \quad (\text{B.24})$$

When accounting for the Lorentz structure, there is a contraction with the leptonic tensor, which we have dropped for simplicity. See Ref. [109] for a detailed discussion.

- Hard Splitting Function:

$$H_2(e_2^{(\alpha)}, z_a, \mu) = \left| C_2(e_2^{(\alpha)}, z_a, \mu) \right|^2, \quad (\text{B.25})$$

where $C_2(e_2^{(\alpha)}, z_a, \mu)$ is the Wilson coefficient in the matching from \mathcal{O}_2 to \mathcal{O}_3 , namely the relation between the following matrix elements

$$\langle q\bar{q}g|\mathcal{O}_2|0\rangle = C_2(e_2^{(\alpha)}, z_a, \mu) \langle q\bar{q}g|\mathcal{O}_3|0\rangle. \quad (\text{B.26})$$

- Jet Function:

$$J_{n_{a,b}}\left(e_3^{(\alpha)}\right) = \frac{(2\pi)^3}{C_F} \text{tr}\langle 0 | \frac{\not{n}_{a,b}}{2} \chi_{n_{a,b}}(0) \delta(Q - \bar{n}_{a,b} \cdot \mathcal{P}) \delta^{(2)}(\vec{\mathcal{P}}_\perp) \delta\left(e_3^{(\alpha)} - \mathbf{E}_3^{(\alpha)}\right) \bar{\chi}_{n_{a,b}}(0) | 0 \rangle \quad (\text{B.27})$$

For simplicity, we have given the definition of the quark jet function. The gluon jet function is defined identically but with the SCET collinear invariant gluon field, $\mathcal{B}_{n_{a,b},\perp}$, instead of the collinear invariant quark field.

- Soft Function:

$$S_{n\bar{n}}\left(e_3^{(\alpha)}; R\right) = \frac{1}{C_A} \text{tr}\langle 0 | T\{S_n S_{\bar{n}}\} \delta\left(e_3^{(\alpha)} - \Theta_R \mathbf{E}_3^{(\alpha)}\right) \bar{T}\{S_n S_{\bar{n}}\} | 0 \rangle \quad (\text{B.28})$$

- Collinear-Soft Function:

$$S_{n_a n_b \bar{n}}\left(e_3^{(\alpha)}\right) = \text{tr}\langle 0 | T\{S_{n_a} S_{n_b} S_{\bar{n}}\} \delta\left(e_3^{(\alpha)} - \mathbf{E}_3^{(\alpha)}\right) \bar{T}\{S_{n_a} S_{n_b} S_{\bar{n}}\} | 0 \rangle \quad (\text{B.29})$$

In each of these definitions, we have defined an operator, $\mathbf{E}_3^{(\alpha)}$, which measures the contribution to $e_3^{(\alpha)}$ from final states, and must be appropriately expanded following the power counting of the sector on which it acts, as was shown explicitly in Eq. (B.16), Eq. (B.19), and Eq. (B.20). These operators can be written in terms of the energy-momentum tensor of the full or effective theory [185–188], but we can simply view them as returning the value of $e_3^{(\alpha)}$ as measured on a particular perturbative state. The soft function is also sensitive to the jet function definition, which is included through the operator Θ_R . To simplify the notation, we have strictly speaking only defined in the in-jet contribution to the soft function. Additionally, we assume that some IRC safe observable is also measured in the out-of-jet region, although this will play little role in our discussion, so we have not made it explicit.

Hard Matching Coefficient for Dijet Production

The hard matching coefficient for dijet production, $H(Q^2, \mu)$, appears in the factorization theorems in each region of phase space. $H(Q^2, \mu)$ is the well known hard function for the production of a $q\bar{q}$ pair in e^+e^- annihilation. It is defined by

$$H(Q^2, \mu) = |C(Q^2, \mu)|^2, \quad (\text{B.30})$$

where $C(Q^2, \mu)$ is the Wilson coefficient obtained from matching the full theory QCD current $\bar{\psi}\Gamma\psi$ onto the SCET dijet operator $\bar{\chi}_n\Gamma\chi_{\bar{n}}$. This Wilson coefficient is well known (see, e.g., Refs. [77, 109, 189, 190]), and is given at one-loop by

$$C(Q^2, \mu) = 1 + \frac{\alpha_s(\mu) C_F}{4\pi} \left(-\log^2 \left[\frac{-Q^2}{\mu^2} \right] + 3\log \left[\frac{-Q^2}{\mu^2} \right] - 8 + \frac{\pi^2}{6} \right). \quad (\text{B.31})$$

The branch cut in the logarithms must be taken as $-Q^2 \rightarrow -Q^2 - i\epsilon$. The hard function satisfies a multiplicative RGE, given by

$$\mu \frac{d}{d\mu} \ln H(Q^2, \mu) = 2\text{Re} [\gamma_C(Q^2, \mu)], \quad (\text{B.32})$$

where $\gamma_C(Q^2, \mu)$ is the anomalous dimension for the Wilson coefficient, which is given to one-loop by

$$\gamma_C(Q^2, \mu) = \frac{\alpha_s C_F}{4\pi} \left(4 \log \left[\frac{-Q^2}{\mu^2} \right] - 6 \right). \quad (\text{B.33})$$

Hard Splitting Function

The hard splitting function can be calculated using known results for the one-loop splitting functions [191] or from the result for $e^+e^- \rightarrow 3$ jets [145]. However, since at leading power the measurement of the 2-point energy correlation functions define the energy fractions and splitting angle, it is simplest to change variables in the results of Ref. [77], where the hard splitting function matching was performed for jet mass. Using the notation $t = s_{qg}$, and $x = s_{q\bar{q}}/Q^2$, Ref. [77] gave the matching coefficient to one-loop as

$$H_2^{q \rightarrow qg}(t, x, \mu) = Q^2 \frac{\alpha_s(\mu) C_F}{2\pi} \frac{1}{t} \frac{1+x^2}{1-x} \left\{ 1 + \frac{\alpha_s(\mu)}{2\pi} \left[\left(\frac{C_A}{2} - C_F \right) \left(2 \log \frac{t}{\mu^2} \log x + \log^2 x + 2 \text{Li}_2(1-x) \right) - \frac{C_A}{2} \left(\log^2 \frac{t}{\mu^2} - \frac{7\pi^2}{6} + 2 \log \frac{t}{\mu^2} \log(1-x) + \log^2(1-x) + 2 \text{Li}_2(x) \right) + (C_A - C_F) \frac{1-x}{1+x^2} \right] \right\}. \quad (\text{B.34})$$

We can now perform a change of variables to rewrite this in terms of $e_2^{(\alpha)}$, and the subject energy fractions, using the leading power relation of Eq. (B.13), and the kinematic relations valid in the collinear subjects region of phase space. We find

$$t = \frac{Q^2 (z_a z_b)^{1-2/\alpha} \left(e_2^{(\alpha)} \right)^{2/\alpha}}{2}, \quad x = z_q, \quad (\text{B.35})$$

and

$$H_2^{q \rightarrow qg}(e_2^{(\alpha)}, z_q, \mu) = \frac{\alpha_s(\mu) C_F}{\alpha\pi} \frac{1}{e_2^{(\alpha)}} \frac{1+z_q^2}{1-z_q} \times \left\{ 1 + \frac{\alpha_s(\mu)}{2\pi} \left[\left(\frac{C_A}{2} - C_F \right) \left(2 \log \left(\frac{Q^2 (z_a z_b)^{1-2/\alpha} \left(e_2^{(\alpha)} \right)^{2/\alpha}}{4} \right) \log z_q + \log^2 z_q + 2 \text{Li}_2(1-z_q) \right) - \frac{C_A}{2} \left(\log^2 \left(\frac{Q^2 (z_a z_b)^{1-2/\alpha} \left(e_2^{(\alpha)} \right)^{2/\alpha}}{4} \right) - \frac{7\pi^2}{6} \right) + 2 \log \left(\frac{Q^2 (z_a z_b)^{1-2/\alpha} \left(e_2^{(\alpha)} \right)^{2/\alpha}}{4} \right) \log(1-z_q) + \log^2(1-z_q) + 2 \text{Li}_2(z_q) \right] + (C_A - C_F) \frac{1-z_q}{1+z_q^2} \right\}. \quad (\text{B.36})$$

Note that the hard splitting function depends on the partons involved in the split, which in our case we have taken to be $q \rightarrow qg$, and therefore singled out z_q , which is the energy fraction of the quark jet (defined identically to z_a, z_b). Throughout the rest of this appendix, we will, whenever possible, write results in terms of z_a , and z_b for generic partons, using general Casimirs. Since we consider the case $q \rightarrow qg$, we will calculate the jet functions for both quark and gluon jets, and therefore the results in this appendix are sufficient to treat

general two-prong substructure, where the prongs are associated with generic partons by using the hard splitting function for other partonic splittings.

The anomalous dimension for the hard splitting function can be written in the channel independent form as [77]

$$\gamma_{H_2} \left(e_2^{(\alpha)}, x, \mu \right) = -\frac{\alpha_s(\mu)}{2\pi} \left[4\mathbf{T}_1 \cdot \mathbf{T}_2 \log \left(\frac{Q^2 (x(1-x))^{1-2/\alpha} \left(e_2^{(\alpha)} \right)^{2/\alpha}}{\mu^2} \right) \right. \\ \left. + 4\mathbf{T}_1 \cdot \mathbf{T}_3 \log x + 4\mathbf{T}_2 \cdot \mathbf{T}_3 \log(1-x) - \beta_0 \right]. \quad (\text{B.37})$$

Global Soft Function

In this section we calculate the global soft function. The global soft modes can resolve the boundaries of the jet, so the jet algorithm constraint cannot be expanded. However, the soft modes do not resolve the dipole of the collinear splitting. The global soft function therefore has two Wilson lines in the n and \bar{n} directions. A general one-loop soft function can be written as

$$S_G^{(1)} \left(e_3^{(\alpha)} \right) = \frac{1}{2} \sum_{i \neq j} \mathbf{T}_i \cdot \mathbf{T}_j S_{G,ij}^{(1)} \left(e_3^{(\alpha)} \right), \quad (\text{B.38})$$

where \mathbf{T}_i is the color generator of leg i in the notation of Refs. [192, 193], and the sum runs over all pairs of legs. Here we have only the contribution from $i, j = n, \bar{n}$, but we still perform this extraction of the color structure to keep the results generic.

The one-loop integrand for the soft function is given by

$$S_{G,n\bar{n}}^{(1)}(e_3^{(\alpha)}) = \\ -g^2 \left(\frac{\mu^2 e^{\gamma_E}}{4\pi} \right)^\epsilon \int [d^d k]_+ \frac{2n \cdot \bar{n}}{n \cdot k \, k \cdot \bar{n}} \Theta \left(\tan^2 \frac{R}{2} - \frac{n \cdot k}{\bar{n} \cdot k} \right) \delta \left(e_3^{(\alpha)} - N_S \left(\frac{\bar{n} \cdot k + n \cdot k}{2Q} \right)^{1-\alpha} \left(\frac{n \cdot k}{Q} \right)^\alpha \right) \quad (\text{B.39})$$

with $d = 4 - 2\epsilon$, and where here we have extracted the normalization factor

$$N_S = 2^{3\alpha/2+1} z_a z_b (n_a \cdot n_b)^{\alpha/2}, \quad (\text{B.40})$$

following the expression for the three point energy correlation function in the soft power counting, given in Eq. (B.19). The first Θ -function in Eq. (B.39) implements the jet algorithm constraint, which is simple for a single emission. To simplify notation, we also use the following shorthand for the measure for a positive energy, on-shell, collinear particle

$$[d^d k]_+ = \frac{d^d k}{(2\pi)^d} 2\pi \Theta(\bar{n} \cdot k) \delta(k^2). \quad (\text{B.41})$$

To perform this integral, it is convenient to make the change of variables

$$\bar{n} \cdot k = v, \quad n \cdot k = v u, \quad (\text{B.42})$$

which factorizes the jet algorithm constraint and the measurement function. The integrals can then be evaluated using standard techniques. Performing all the integrals but the u integral, and transforming to Laplace space, $e_3^{(\alpha)} \rightarrow \tilde{e}_3^{(\alpha)}$, gives

$$\tilde{S}_{G,n\bar{n}}^{(1)}(\tilde{e}_3^{(\alpha)}) = -\frac{g^2 e^{-\epsilon\gamma_E} \Gamma(-2\epsilon)}{(2\pi)^2 \Gamma(1-\epsilon)} \left(\frac{e^{\gamma_E} \mu \tilde{e}_3^{(\alpha)} N_S}{2^{1-\alpha} Q} \right)^{2\epsilon} \int_0^{\tan^2 \frac{R}{2}} \frac{du}{u^{1+\epsilon(1-2\alpha)}} (1+u)^{2\epsilon(1-\alpha)}. \quad (\text{B.43})$$

This can be integrated exactly in terms of hypergeometric functions,

$$\begin{aligned} \int_0^{\tan^2 \frac{R}{2}} \frac{du}{u^{1+\epsilon(1-2\alpha)}} (1+u)^{2\epsilon(1-\alpha)} &= \frac{\Gamma(-\epsilon(1-2\alpha))}{\Gamma(1-\epsilon(1-2\alpha))} \\ &\times \left(\tan^2 \frac{R}{2} \right)^\epsilon \left(\frac{\tan^2 \frac{R}{2}}{1 + \tan^2 \frac{R}{2}} \right)^{-2(1-\alpha)\epsilon} {}_2F_1 \left[1, -2(1-\alpha)\epsilon; 1 - (1-2\alpha)\epsilon; \frac{\tan^2 \frac{R}{2}}{1 + \tan^2 \frac{R}{2}} \right], \end{aligned} \quad (\text{B.44})$$

where we have used both a Pfaff and an Euler transformation to extract the singular behavior from the hypergeometric function. We therefore have

$$\begin{aligned} \tilde{S}_{G,n\bar{n}}^{(1)}(\tilde{e}_3^{(\alpha)}) &= -\frac{\alpha_s}{\pi} \frac{e^{-\epsilon\gamma_E} \Gamma(-2\epsilon)}{\Gamma(1-\epsilon)} \left(\frac{e^{\gamma_E} \mu \tilde{e}_3^{(\alpha)} N_S}{2^{1-\alpha} Q} \tan \frac{R}{2} \right)^{2\epsilon} \frac{\Gamma(-\epsilon(1-2\alpha))}{\Gamma(1-\epsilon(1-2\alpha))} \\ &\times \left(\frac{\tan^2 \frac{R}{2}}{1 + \tan^2 \frac{R}{2}} \right)^{-2(1-\alpha)\epsilon} {}_2F_1 \left[1, -2(1-\alpha)\epsilon; 1 - (1-2\alpha)\epsilon; \frac{\tan^2 \frac{R}{2}}{1 + \tan^2 \frac{R}{2}} \right]. \end{aligned} \quad (\text{B.45})$$

Expanding in ϵ (throughout these appendices we use the **HypExp** package [194, 195] for expansions of hypergeometric functions) and separating in divergent and finite pieces, we find

$$\tilde{S}_{G,n\bar{n}}^{(1)\text{div}}(\tilde{e}_3^{(\alpha)}) = \frac{\alpha_s}{2\pi} \frac{1}{(2\alpha-1)\epsilon^2} + \frac{\alpha_s}{\pi} \frac{\log \left[\frac{e^{\gamma_E} \mu \tilde{e}_3^{(\alpha)} N_S}{2^{1-\alpha} Q} \right]}{(2\alpha-1)\epsilon} + \frac{\alpha_s}{2\pi} \frac{\log \left[\tan^2 \frac{R}{2} \right]}{\epsilon}, \quad (\text{B.46})$$

$$\begin{aligned} \tilde{S}_{G,n\bar{n}}^{(1)\text{fin}}(\tilde{e}_3^{(\alpha)}) &= \frac{\alpha_s}{\pi} \left\{ \frac{\log^2 \left[\frac{e^{\gamma_E} \mu \tilde{e}_3^{(\alpha)} N_S}{2^{1-\alpha} Q} \right]}{2\alpha-1} + \log \left[\frac{e^{\gamma_E} \mu \tilde{e}_3^{(\alpha)} N_S}{2^{1-\alpha} Q} \right] \log \left[\tan^2 \frac{R}{2} \right] \right. \\ &\quad \left. + \frac{\pi^2}{8(2\alpha-1)} + \frac{2\alpha-1}{4} \log^2 \left[\tan^2 \frac{R}{2} \right] + (\alpha-1) \text{Li}_2 \left[-\tan^2 \frac{R}{2} \right] \right\}, \end{aligned} \quad (\text{B.47})$$

where Li_2 is the dilogarithm function.

Jet Function

To calculate the jet function, we use the approach of Ref. [184] and integrate the appropriate splitting functions against our measurement function. In the power counting of the jet function, we can expand the jet algorithm constraint

$$\Theta \left(\tan^2 \frac{R}{2} - \frac{n \cdot k}{\bar{n} \cdot k} \right) \rightarrow 1. \quad (\text{B.48})$$

The one-loop jet function in the n_a direction is then given by

$$J_{i,n_a}^{(1)}(Q_J, e_3^{(\alpha)}) = \int d\Phi_2^c \sigma_2^c \delta\left(e_3^{(\alpha)} - N_J \left(\frac{\bar{n}_a \cdot k_1}{Q}\right)^{1-\alpha/2} \left(\frac{\bar{n}_a \cdot k_2}{Q}\right)^{1-\alpha/2} \left(\frac{k_1 \cdot k_2}{Q^2}\right)^{\alpha/2}\right). \quad (\text{B.49})$$

The two particle collinear phase space is given by [196]

$$d\Phi_2^c = 2(2\pi)^{3-2\epsilon} Q_J \left[d^d k_1 \right]_+ \left[d^d k_2 \right]_+ \delta(Q_J - \bar{n}_a \cdot k_1 - \bar{n}_a \cdot k_2) \delta^{d-2}(k_{1\perp} + k_{2\perp}), \quad (\text{B.50})$$

and

$$\sigma_2^c = \left(\frac{\mu^2 e^{\gamma_E}}{4\pi} \right)^\epsilon \frac{2g^2}{s} P_i(z), \quad (\text{B.51})$$

where

$$P_q(z) = C_F \left[\frac{1+z^2}{1-z} - \epsilon(1-z) \right], \quad (\text{B.52})$$

and

$$P_g = C_A \left[\frac{z}{1-z} + \frac{1-z}{z} + z(1-z) \right] + \frac{n_f}{2} \left[1 - \frac{2z(1-z)}{1-\epsilon} \right], \quad (\text{B.53})$$

which includes both the $g \rightarrow gg$ and $g \rightarrow q\bar{q}$ contributions. Explicitly, the integrand is then given by

$$\begin{aligned} J_{i,n_a}^{(1)}(Q_J, e_3^{(\alpha)}) &= \left(\frac{\mu^2 e^{\gamma_E}}{4\pi} \right)^\epsilon 2(2\pi)^{3-2\epsilon} Q_J 2g^2 \int [d^d k_1]_+ \int [d^d k_2]_+ \frac{P_i\left(\frac{\bar{n}_a \cdot k_1}{Q_J}\right)}{2k_1 \cdot k_2} \\ &\quad \times \delta(Q_J - \bar{n}_a \cdot k_1 - \bar{n}_a \cdot k_2) \delta^{d-2}(\vec{k}_{1\perp} + \vec{k}_{2\perp}) \\ &\quad \times \delta\left(e_3^{(\alpha)} - N_J \left(\frac{\bar{n}_a \cdot k_1}{Q}\right)^{1-\alpha/2} \left(\frac{\bar{n}_a \cdot k_2}{Q}\right)^{1-\alpha/2} \left(\frac{k_1 \cdot k_2}{Q^2}\right)^{\alpha/2}\right), \end{aligned} \quad (\text{B.54})$$

where we have extracted the normalization factor

$$N_J = 2^{5\alpha/2} (n_a \cdot n_b)^\alpha z_b, \quad (\text{B.55})$$

for simplicity, following the expression of Eq. (B.16) for the three point energy correlation function in the power counting for the emission of a single collinear particle. Furthermore, note that we have used $Q_J = z_a Q$ in this expression.

The integrals can be performed using standard techniques, and we find, after transforming to Laplace space, $e_3^{(\alpha)} \rightarrow \tilde{e}_3^{(\alpha)}$, for the jet function in the n_a direction

$$\begin{aligned} \tilde{J}_{g,n_a}^{(1)}(Q_J, \tilde{e}_3^{(\alpha)}) &= \frac{\alpha_s}{2\pi} C_A \left(\frac{\alpha}{(\alpha-1)\epsilon^2} + \frac{2L_\alpha^{J,a}(\tilde{e}_3^{(\alpha)})}{(\alpha-1)\epsilon} + \frac{1}{\epsilon} \frac{11C_A - 2n_f}{6C_A} \right. \\ &\quad - \frac{\alpha\pi^2}{12(\alpha-1)} + \frac{\pi^2}{3(\alpha-1)\alpha} - \frac{67}{9\alpha} + \frac{2\pi^2}{3\alpha} + \frac{2L_\alpha^{J,a}(\tilde{e}_3^{(\alpha)})^2}{(\alpha-1)\alpha} + \frac{11L_\alpha^{J,a}(\tilde{e}_3^{(\alpha)})}{3\alpha} \\ &\quad \left. + \frac{67}{9} - \frac{2\pi^2}{3} - \frac{2n_f L_\alpha^{J,a}(\tilde{e}_3^{(\alpha)})}{3C_A\alpha} + \frac{13n_f}{9C_A\alpha} - \frac{23n_f}{18C_A} \right), \end{aligned} \quad (\text{B.56})$$

for gluon jets, and

$$\begin{aligned} \tilde{J}_{q,n_a}^{(1)}(Q_J, \tilde{e}_3^{(\alpha)}) = \frac{\alpha_s}{2\pi} C_F \left(-\frac{\alpha}{\epsilon^2(1-\alpha)} + \frac{3}{2\epsilon} - \frac{2}{\epsilon(1-\alpha)} L_\alpha^{J,a}(\tilde{e}_3^{(\alpha)}) \right. \\ \left. - \frac{2}{\alpha(1-\alpha)} L_\alpha^{J,a}(\tilde{e}_3^{(\alpha)})^2 + \frac{3}{\alpha} L_\alpha^{J,a}(\tilde{e}_3^{(\alpha)}) - \frac{\pi^2}{6\alpha} \right. \\ \left. - \frac{\pi^2}{4\alpha(1-\alpha)} + \frac{3\pi^2(1-\alpha)}{4\alpha} + \frac{1}{2\alpha} - \frac{13(1-\alpha)}{2\alpha} \right), \end{aligned} \quad (\text{B.57})$$

for quark jets respectively. The jet function for the n_b direction can be trivially found from $a \rightarrow b$.

Here we have used $L_\alpha^{J,a}(\tilde{e}_3^{(\alpha)})$ to denote the logarithm appearing in the jet functions. The argument of this logarithm depends on the subjet energy fraction. We indicate the specific logarithm for the subjet via the notation

$$L_\alpha^{J,a}(\tilde{e}_3^{(\alpha)}) = \log \left[N_J \tilde{e}_3^{(\alpha)} e^{\gamma_E} \left(\frac{\mu}{\sqrt{2}Q} \right)^\alpha z_a^{2-\alpha} \right]. \quad (\text{B.58})$$

Collinear-Soft Function

We now calculate the collinear-soft function. The collinear-soft modes couple eikinally to the collinear sector, and so the collinear-soft function has the one-loop form

$$S_c^{(1)}(e_3^{(\alpha)}) = \frac{1}{2} \sum_{i \neq j} \mathbf{T}_i \cdot \mathbf{T}_j S_{c,ij}^{(1)}(e_3^{(\alpha)}), \quad (\text{B.59})$$

where \mathbf{T}_i is the color generator of leg i in the notation of Refs. [192, 193], and the sum runs over all pairs of legs. Since the collinear-soft modes resolves the dipole from the collinear splitting, there are three Wilson lines, n_a, n_b, \bar{n} to which the collinear-soft modes couple. We calculate separately the contributions arising from the pair of legs n_a, n_b , and from the pairs n_a, \bar{n} . In both cases the integral involves the jet algorithm constraint. In the power counting of the collinear-soft modes, this constraint can be expanded as

$$\Theta \left(\tan^2 \frac{R}{2} - \frac{n \cdot k}{\bar{n} \cdot k} \right) \rightarrow 1. \quad (\text{B.60})$$

If this expansion was not performed, the contribution of the collinear soft modes sensitive to the jet radius R , would be removed by a soft zero bin subtraction.

n_a, n_b Contribution:

We begin by calculating the contribution from the emission between the n_a, n_b eikonal lines. The integrand is given by

$$\begin{aligned} S_{c,n_a n_b}^{(1)}(e_3^{(\alpha)}) = \\ -g^2 \left(\frac{\mu^2 e^{\gamma_E}}{4\pi} \right)^\epsilon \int [d^d k]_+ \frac{2n_a \cdot n_b}{n_a \cdot k k \cdot n_b} \delta \left(e_3^{(\alpha)} - N_{CS} \left(\frac{\bar{n} \cdot k}{2Q} \right)^{1-\alpha} \left(\frac{n_a \cdot k}{Q} \right)^{\alpha/2} \left(\frac{n_b \cdot k}{Q} \right)^{\alpha/2} \right), \end{aligned} \quad (\text{B.61})$$

where we have extracted the normalization factor

$$N_{CS} = 2^{3\alpha/2+1} z_a z_b (n_a \cdot n_b)^{\alpha/2}, \quad (\text{B.62})$$

for simplicity, following the expression of Eq. (B.20) for the three point energy correlation function in the power counting for the emission of a single collinear-soft particle.

To perform the calculation, we go to the light-cone basis defined by n, \bar{n} . We then have

$$\begin{aligned} n_a \cdot k &= \frac{n \cdot n_a}{2} \bar{n} \cdot k + \frac{\bar{n} \cdot n_a}{2} n \cdot k + k_\perp \cdot n_{a\perp} \\ &= \frac{n \cdot n_a}{2} \bar{n} \cdot k + \frac{\bar{n} \cdot n_a}{2} n \cdot k - (\bar{n} \cdot k n \cdot k)^{1/2} |\hat{n}_{a\perp}| \cos \theta, \end{aligned} \quad (\text{B.63})$$

$$\begin{aligned} n_b \cdot k &= \frac{n \cdot n_b}{2} \bar{n} \cdot k + \frac{\bar{n} \cdot n_b}{2} n \cdot k + k_\perp \cdot n_{b\perp} \\ &= \frac{n \cdot n_b}{2} \bar{n} \cdot k + \frac{\bar{n} \cdot n_b}{2} n \cdot k + (\bar{n} \cdot k n \cdot k)^{1/2} |\hat{n}_{a\perp}| \cos \theta, \end{aligned} \quad (\text{B.64})$$

where θ denotes the angle between the particle k and the n axis. In the above kinematic relations, we have made use of the fact that since $\hat{n} \sim \hat{n}_a + \hat{n}_b$, $k_\perp \cdot n_{b\perp} = -k_\perp \cdot n_{a\perp}$. Rewriting the integrand for a positive energy gluon in terms of θ , we find

$$\int [d^d k]_+ = \frac{1}{2^{4-2\epsilon} \pi^{\frac{5}{2}-\epsilon} \Gamma(\frac{1}{2}-\epsilon)} \int_0^\infty \frac{dn \cdot k}{n \cdot k^\epsilon} \int_0^\infty \frac{d\bar{n} \cdot k}{\bar{n} \cdot k^\epsilon} \int_0^\pi d\theta \sin^{-2\epsilon} \theta, \quad (\text{B.65})$$

$$= c_\epsilon \int_0^\infty \frac{dn \cdot k}{n \cdot k^\epsilon} \int_0^\infty \frac{d\bar{n} \cdot k}{\bar{n} \cdot k^\epsilon} \int_0^\pi d\theta \sin^{-2\epsilon} \theta, \quad (\text{B.66})$$

for $d = 4 - 2\epsilon$. To simplify our expressions, we have extracted the following constant

$$c_\epsilon = \frac{1}{2^{4-2\epsilon} \pi^{\frac{5}{2}-\epsilon} \Gamma(\frac{1}{2}-\epsilon)}. \quad (\text{B.67})$$

In the collinear soft region of phase space, we power count $n_a \cdot n_b \ll 1$. We can therefore work to leading power in $n_a \cdot n_b$ in the integrand. Using the relations of Eq. (B.7)- Eq. (B.9), and expanding to leading power in $n_a \cdot n_b$, we have

$$n_a \cdot k n_b \cdot k = \left(n \cdot k + \frac{n_a \cdot n_b}{8} \bar{n} \cdot k \right)^2 - \frac{n_a \cdot n_b}{2} (n \cdot k \bar{n} \cdot k) \cos^2 \theta. \quad (\text{B.68})$$

Note that in our power counting, $n \cdot k \sim n_a \cdot n_b$, so that this expression scales homogeneously. To perform the integral, we make the change of variables

$$\bar{n} \cdot k = v, \quad n \cdot k = vw \left(\frac{n_a \cdot n_b}{8} \right). \quad (\text{B.69})$$

We then have

$$n_a \cdot k n_b \cdot k = v^2 \left(\frac{n_a \cdot n_b}{8} \right)^2 [(1+w)^2 - 4w \cos^2 \theta] \quad (\text{B.70})$$

$$= v^2 \left(\frac{n_a \cdot n_b}{8} \right)^2 [(1-w)^2 + 4w \sin^2 \theta]. \quad (\text{B.71})$$

The one loop expression for the collinear soft function can then be written

$$S_{c,n_a n_b}^{(1)}(e_3^{(\alpha)}) = -g^2 \left(\frac{\mu^2 e^{\gamma_E}}{4\pi} \right)^\epsilon 16c_\epsilon \left(\frac{n_a \cdot n_b}{8} \right)^{-\epsilon} \int_0^\infty \frac{dw}{w^\epsilon} \int_0^\infty \frac{dv}{v^{1+2\epsilon}} \int_0^\pi d\theta \sin^{-2\epsilon} \theta \frac{1}{(1-w)^2 + 4w \sin^2 \theta} \times \delta \left(e_3^{(\alpha)} - \frac{N_{CS}}{2^{1-\alpha}} \frac{v}{Q} \left(\frac{n_a \cdot n_b}{8} \right)^\alpha [(1-w)^2 + 4w \sin^2 \theta]^{\alpha/2} \right), \quad (\text{B.72})$$

The v integral is straightforward. Transforming to Laplace space, $e_3^{(\alpha)} \rightarrow \tilde{e}_3^{(\alpha)}$, we find

$$S_{c,n_a n_b}^{(1)}(\tilde{e}_3^{(\alpha)}) = -g^2 \Gamma(-2\epsilon) \left(\frac{\mu^2 N_{CS}^2 e^{\gamma_E} (\tilde{e}_3^{(\alpha)})^2 \left(\frac{n_a \cdot n_b}{8} \right)^{-1+2\alpha}}{4\pi 4^{1-\alpha} Q^2} \right)^\epsilon \times 16c_\epsilon \int_0^\infty \frac{dw}{w^\epsilon} \int_0^\pi d\theta \sin^{-2\epsilon} \theta [(1-w)^2 + 4w \sin^2 \theta]^{-1+\alpha\epsilon}. \quad (\text{B.73})$$

The θ integral can be performed exactly in terms of hypergeometric functions using

$$\int_0^\pi d\theta \sin^{-2\epsilon} \theta [(1-w)^2 + 4w \sin^2 \theta]^{-1+\alpha\epsilon} = \frac{\Gamma[1/2 - \epsilon] \Gamma[1/2]}{\Gamma[1 - \epsilon]} (1-w)^{2(-1+\alpha\epsilon)} {}_2F_1 \left[1 - \alpha\epsilon, 1/2 - \epsilon, 1 - \epsilon, -\frac{4w}{(1-w)^2} \right], \quad (\text{B.74})$$

which can be rewritten using a Pfaff transformation as

$$\int_0^\pi d\theta \sin^{-2\epsilon} \theta [(1-w)^2 + 4w \sin^2 \theta]^{-1+\alpha\epsilon} = \frac{\Gamma[1/2 - \epsilon] \Gamma[1/2]}{\Gamma[1 - \epsilon]} \times (1+w)^{-1+2\epsilon} ((1-w)^2)^{-1/2-(1-\alpha)\epsilon} {}_2F_1 \left[1/2 - \epsilon, -\epsilon + \alpha\epsilon, 1 - \epsilon, \frac{4w}{(1+w)^2} \right]. \quad (\text{B.75})$$

The remaining integral in w is given by

$$S_{c,n_a n_b}^{(1)}(\tilde{e}_3^{(\alpha)}) = -g^2 \Gamma(-2\epsilon) \left(\frac{\mu^2 N_{CS}^2 e^{\gamma_E} (\tilde{e}_3^{(\alpha)})^2 \left(\frac{n_a \cdot n_b}{8} \right)^{-1+2\alpha}}{4\pi 4^{1-\alpha} Q^2} \right)^\epsilon 16c_\epsilon \frac{\Gamma[1/2 - \epsilon] \Gamma[1/2]}{\Gamma[1 - \epsilon]} \int_0^\infty \frac{dw}{w^\epsilon} (1+w)^{-1+2\epsilon} ((1-w)^2)^{-1/2-(1-\alpha)\epsilon} {}_2F_1 \left[1/2 - \epsilon, -\epsilon + \alpha\epsilon, 1 - \epsilon, \frac{4w}{(1+w)^2} \right]. \quad (\text{B.76})$$

Re-mapping the integral to the unit interval, we have

$$S_{c,n_a n_b}^{(1)}(\tilde{e}_3^{(\alpha)}) = -g^2 \Gamma(-2\epsilon) \left(\frac{\mu^2 N_{CS}^2 e^{\gamma_E} (\tilde{e}_3^{(\alpha)})^2 \left(\frac{n_a \cdot n_b}{8} \right)^{-1+2\alpha}}{4\pi 4^{1-\alpha} Q^2} \right)^\epsilon 16c_\epsilon \frac{\Gamma[1/2 - \epsilon] \Gamma[1/2]}{\Gamma[1 - \epsilon]} \int_0^1 dw \left(w^{-\epsilon} + w^{(1-2\alpha)\epsilon} \right) (1+w)^{-1+2\epsilon} (1-w)^{-1-2(1-\alpha)\epsilon} {}_2F_1 \left[1/2 - \epsilon, -\epsilon + \alpha\epsilon, 1 - \epsilon, \frac{4w}{(1+w)^2} \right].$$

We could not perform this integral exactly, but it can be done as a Laurent expansion in ϵ by expanding the hypergeometric function as

$${}_2F_1 \left[\frac{1}{2} - \epsilon, -(1-\alpha)\epsilon; 1 - \epsilon; \frac{4w}{(1+w)^2} \right] = 1 - 2(1-\alpha)\epsilon \ln(1+w) + \mathcal{O}(\epsilon^2), \quad (\text{B.77})$$

which is valid for $0 \leq w \leq 1$, and we have truncated the expansion at $\mathcal{O}(\epsilon^2)$ as we are only interested in the terms up to $\mathcal{O}(\epsilon^0)$ in the one-loop result. We then have

$$S_{c, n_a n_b}^{(1)}(\tilde{e}_3^{(\alpha)}) = -g^2 \Gamma(-2\epsilon) \left(\frac{\mu^2 N_{CS}^2 e^{\gamma_E} (\tilde{e}_3^{(\alpha)})^2 \left(\frac{n_a \cdot n_b}{8}\right)^{-1+2\alpha}}{4\pi 4^{1-\alpha} Q^2} \right)^\epsilon 16c_\epsilon \frac{\Gamma[1/2 - \epsilon] \Gamma[1/2]}{\Gamma[1 - \epsilon]} \int_0^1 dw \left(w^{-\epsilon} + w^{(1-2\alpha)\epsilon} \right) (1+w)^{-1+2\epsilon} (1-w)^{-1-2(1-\alpha)\epsilon} (1-2(1-\alpha)\epsilon \ln(1+w)) . \quad (\text{B.78})$$

For the remaining integral in w , we have

$$\begin{aligned} & \int_0^1 dw \left(w^{-\epsilon} + w^{(1-2\alpha)\epsilon} \right) (1+w)^{-1+2\epsilon} (1-w)^{-1-2(1-\alpha)\epsilon} (1-2(1-\alpha)\epsilon \ln(1+w)) = \\ & \int_0^1 dw \left(w^{-\epsilon} + w^{(1-2\alpha)\epsilon} \right) (1+w)^{-1+2\epsilon} (1-w)^{-1-2(1-\alpha)\epsilon} \\ & - 2(1-\alpha)\epsilon \int_0^1 dw \left(w^{-\epsilon} + w^{(1-2\alpha)\epsilon} \right) (1+w)^{-1+2\epsilon} (1-w)^{-1-2(1-\alpha)\epsilon} \log(1+w) . \end{aligned} \quad (\text{B.79})$$

The first integral can be done in terms of hypergeometric functions, while the second can be done using plus functions (for a detailed discussion of their properties, see e.g. [151]), and applying the identity

$$\frac{1}{z^{1+a\epsilon}} = -\frac{1}{a\epsilon} \delta(z) + \sum_{i=0}^{\infty} \frac{(-a\epsilon)^i}{i!} \mathcal{D}_i(z) , \quad (\text{B.80})$$

with

$$\mathcal{D}_i(z) = \left[\frac{\log^i z}{z} \right]_+ . \quad (\text{B.81})$$

We find

$$\begin{aligned} & \int_0^1 dw \left(w^{-\epsilon} + w^{(1-2\alpha)\epsilon} \right) \left((1+w)^2 \right)^{-\frac{1}{2}+\epsilon} \left((1-w)^2 \right)^{-\frac{1}{2}-(1-\alpha)\epsilon} (1-2(1-\alpha)\epsilon \ln(1+w)) \\ & = \frac{\Gamma[2(\alpha-1)\epsilon] \Gamma[1-\epsilon]}{\Gamma[1-3\epsilon+2\alpha\epsilon]} {}_2F_1[1-2\epsilon, 1-\epsilon; 1-3\epsilon+2\alpha\epsilon; -1] \\ & + \frac{\Gamma[2(\alpha-1)\epsilon] \Gamma[1+\epsilon-2\alpha\epsilon]}{\Gamma[1-\epsilon]} {}_2F_1[1-2\epsilon, 1+\epsilon-2\alpha\epsilon; 1-\epsilon; -1] \\ & + 2^{2\epsilon} \log 2 - 2(1-\alpha)\epsilon \left(\log^2 2 - \frac{\pi^2}{12} \right) \\ & = \frac{1}{(2\alpha-2)\epsilon} + \frac{\alpha \log(2)}{\alpha-1} + \log(2) + \frac{\epsilon (-\pi^2 \alpha^2 + 36\alpha^2 \log^2(2) + 3\pi^2 \alpha - 24\alpha \log^2(2) - 2\pi^2)}{12(\alpha-1)} . \end{aligned} \quad (\text{B.82})$$

Therefore, in total, we have

$$\begin{aligned} S_{c, n_a n_b}^{(1)}(\tilde{e}_3^{(\alpha)}) & = -g^2 \Gamma(-2\epsilon) \left(\frac{\mu^2 N_{CS}^2 e^{\gamma_E} (\tilde{e}_3^{(\alpha)})^2 \left(\frac{n_a \cdot n_b}{8}\right)^{-1+2\alpha}}{4\pi 4^{1-\alpha} Q^2} \right)^\epsilon 16c_\epsilon \frac{\Gamma[1/2 - \epsilon] \Gamma[1/2]}{\Gamma[1 - \epsilon]} \\ & \left(\frac{1}{(2\alpha-2)\epsilon} + \frac{\alpha \log(2)}{\alpha-1} + \log(2) + \frac{\epsilon (-\pi^2 \alpha^2 + 36\alpha^2 \log^2(2) + 3\pi^2 \alpha - 24\alpha \log^2(2) - 2\pi^2)}{12(\alpha-1)} \right) . \end{aligned} \quad (\text{B.83})$$

Expanding in ϵ , and keeping only the divergent piece, as relevant for the anomalous dimensions, we find

$$\begin{aligned}\tilde{S}_{c,n_a n_b}^{(1)\text{div}}(\tilde{e}_3^{(\alpha)}) &= \frac{\alpha_s}{\pi} \frac{1}{(\alpha-1)\epsilon^2} + 2 \frac{\alpha_s}{\pi} \frac{\left(2\alpha \log(2) + \log \left[\frac{\mu N_{CS} e^{\gamma_E} (\tilde{e}_3^{(\alpha)}) \left(\frac{n_a \cdot n_b}{8}\right)^{-1/2+\alpha}}{2^{1-\alpha} Q} \right] - \log(2) \right)}{(\alpha-1)\epsilon} \\ &= \frac{\alpha_s}{\pi} \frac{1}{(\alpha-1)\epsilon^2} + 2 \frac{\alpha_s}{\pi} \frac{L_\alpha^{cs}}{(\alpha-1)\epsilon},\end{aligned}\tag{B.84}$$

where

$$L_\alpha^{cs} = \log \left(\frac{\mu N_{CS} e^{\gamma_E} (\tilde{e}_3^{(\alpha)}) (n_a \cdot n_b)^{-1/2+\alpha}}{\sqrt{2} Q} \right).\tag{B.85}$$

n_a, \bar{n} and n_b, \bar{n} Contributions:

We now calculate the n_a, \bar{n} contribution to the collinear-soft function. The n_b, \bar{n} contribution will be identical. The one-loop integrand is given by

$$\begin{aligned}S_{c,n_a \bar{n}}^{(1)}(e_3^{(\alpha)}) &= \\ -g^2 \left(\frac{\mu^2 e^{\gamma_E}}{4\pi} \right)^\epsilon \int [d^d k]_+ \frac{2n_a \cdot \bar{n}}{n_a \cdot k k \cdot \bar{n}} \delta \left(e_3^{(\alpha)} - N_{CS} \left(\frac{\bar{n} \cdot k}{2Q} \right)^{1-\alpha} \left(\frac{n_a \cdot k}{Q} \right)^{\alpha/2} \left(\frac{n_b \cdot k}{Q} \right)^{\alpha/2} \right),\end{aligned}\tag{B.86}$$

where we have again extracted the normalization factor

$$N_{CS} = 2^{3\alpha/2+1} z_a z_b (n_a \cdot n_b)^{\frac{\alpha}{2}}.\tag{B.87}$$

As with the $n_a \cdot n_b$ contribution, we expand the integrand to leading power in $n_a \cdot n_b$ using

$$n_a \cdot k n_b \cdot k = \left(n \cdot k + \frac{n_a \cdot n_b}{8} \bar{n} \cdot k \right)^2 - \frac{n_a \cdot n_b}{2} (n \cdot k \bar{n} \cdot k) \cos^2 \theta,\tag{B.88}$$

$$n_a \cdot \bar{n} = 2,\tag{B.89}$$

$$n_a \cdot k = \frac{n_a \cdot n_b}{8} \bar{n} \cdot k + n \cdot k - (n \cdot k \bar{n} \cdot k)^{1/2} \sqrt{\frac{n_a \cdot n_b}{2}} \cos \theta.\tag{B.90}$$

To perform the integral, it is again convenient to make the change of variables

$$\bar{n} \cdot k = v, \quad n \cdot k = v w \left(\frac{n_a \cdot n_b}{8} \right).\tag{B.91}$$

We then have

$$n_a \cdot k n_b \cdot k = v^2 \left(\frac{n_a \cdot n_b}{8} \right)^2 [(1-w)^2 + 4w \sin^2 \theta],\tag{B.92}$$

$$\begin{aligned}n_a \cdot k &= \frac{n_a \cdot n_b}{8} v + v w \left(\frac{n_a \cdot n_b}{8} \right) - \left(v^2 w \left(\frac{n_a \cdot n_b}{8} \right) \right)^{1/2} \sqrt{\frac{n_a \cdot n_b}{2}} \cos \theta \\ &= v \left(\frac{n_a \cdot n_b}{8} \right) (1 + w - 2\sqrt{w} \cos \theta).\end{aligned}\tag{B.93}$$

The one-loop expression for the contribution to the collinear soft function can then be written

$$S_{c, n_a \bar{n}}^{(1)}(e_3^{(\alpha)}) = \quad (B.94)$$

$$-g^2 \left(\frac{\mu^2 e^{\gamma_E}}{4\pi} \right)^\epsilon 4c_\epsilon \left(\frac{n_a \cdot n_b}{8} \right)^{-\epsilon} \int_0^\infty \frac{dw}{w^\epsilon} \int_0^\infty \frac{dv}{v^{1+2\epsilon}} \int_0^\pi d\theta \sin^{-2\epsilon} \theta \frac{1}{1+w-2\sqrt{w}\cos\theta}$$

$$\delta \left(e_3^{(\alpha)} - \frac{N_{CS}}{2^{1-\alpha} Q} \left(\frac{n_a \cdot n_b}{8} \right)^\alpha [(1-w)^2 + 4w \sin^2 \theta]^{\alpha/2} \right).$$

This integral can be performed in a similar manner to the $n_a \cdot n_b$ integral. The v integral is straightforward, after transforming to Laplace space $e_3^{(\alpha)} \rightarrow \tilde{e}_3^{(\alpha)}$, we find

$$S_{c, n_a \bar{n}}^{(1)}(\tilde{e}_3^{(\alpha)}) = -g^2 4c_\epsilon \Gamma(-2\epsilon) \left(\frac{\mu^2 N_{CS}^2 e^{\gamma_E} (\tilde{e}_3^{(\alpha)})^2 \left(\frac{n_a \cdot n_b}{8} \right)^{-1+2\alpha}}{4\pi 4^{1-\alpha} Q^2} \right)^\epsilon$$

$$\int_0^\infty \frac{dw}{w^\epsilon} \int_0^\pi d\theta \sin^{-2\epsilon} \theta \frac{[(1-w)^2 + 4w \sin^2 \theta]^{\alpha\epsilon}}{1+w-2\sqrt{w}\cos\theta}. \quad (B.95)$$

We now focus on the integral

$$\int_0^\infty \frac{dw}{w^\epsilon} \int_0^\pi d\theta \sin^{-2\epsilon} \theta \frac{[(1-w)^2 + 4w \sin^2 \theta]^{\alpha\epsilon}}{1+w-2\sqrt{w}\cos\theta}. \quad (B.96)$$

Remapping to the unit interval, we find

$$\int_0^1 du \left[u^{-\epsilon} + u^{-1+(1-2\alpha)\epsilon} \right] \int_0^\pi d\theta \sin^{-2\epsilon} \theta \frac{[(1-u)^2 + 4u \sin^2 \theta]^{\alpha\epsilon}}{1+u-2\sqrt{u}\cos\theta}$$

$$= \int_0^1 du \left[u^{-\epsilon} + u^{-1+(1-2\alpha)\epsilon} \right]$$

$$\times \int_0^\pi d\theta \sin^{-2\epsilon} \theta [(1-u)^2 + 4u \sin^2 \theta]^{\alpha\epsilon-1} (1+u+2\sqrt{u}\cos\theta) \quad (B.97)$$

The θ integral can be performed in terms of hypergeometric functions using

$$\int_0^\pi d\theta \sin^{-2\epsilon} \theta [(1-u)^2 + 4u \sin^2 \theta]^{-1+\alpha\epsilon} = \frac{\Gamma[1/2-\epsilon]\Gamma[1/2]}{\Gamma[1-\epsilon]} \quad (B.98)$$

$$\times (1+u)^{-1+2\epsilon} ((1-u)^2)^{-1/2-(1-\alpha)\epsilon} {}_2F_1 \left[1/2-\epsilon, -\epsilon+\alpha\epsilon, 1-\epsilon, \frac{4u}{(1+u)^2} \right],$$

and

$$\int_0^\pi d\theta \sin^{-2\epsilon} \theta [(1-u)^2 + 4u \sin^2 \theta]^{\alpha\epsilon-1} \cos\theta = 0, \quad (B.99)$$

by symmetry.

The hypergeometric function has the expansion

$${}_2F_1 \left[\frac{1}{2}-\epsilon, -(1-\alpha)\epsilon; 1-\epsilon; \frac{4u}{(1+u)^2} \right] = 1 - 2(1-\alpha)\epsilon \ln(1+u) + \mathcal{O}(\epsilon^2), \quad (B.100)$$

which is valid for $0 \leq u \leq 1$,

The final u integral is then

$$\frac{\Gamma[1/2 - \epsilon]\Gamma[1/2]}{\Gamma[1 - \epsilon]} \int_0^1 du \left[u^{-\epsilon} + u^{-1+(1-2\alpha)\epsilon} \right] (1+u)^{2\epsilon} ((1-u)^2)^{-1/2-(1-\alpha)\epsilon} \times (1 - 2(1-\alpha)\epsilon \ln(1+u)) . \quad (\text{B.101})$$

We expect this integral to contribute both $\frac{1}{(1-\alpha)\epsilon}$ and $\frac{1}{(1-2\alpha)\epsilon}$ poles, unlike the $n_a n_b$ contribution, which are evident in the $u \rightarrow 1$ and $u \rightarrow 0$ limits respectively. We need to do the integral to $\mathcal{O}(\epsilon)$ to get the finite pieces, but only $\mathcal{O}(\epsilon^0)$ to get the anomalous dimensions, which is sufficient for now. We have

$$\begin{aligned} &= \frac{\Gamma[1/2 - \epsilon]\Gamma[1/2]}{\Gamma[1 - \epsilon]} \int_0^1 du u^{-\epsilon} (1+u)^{2\epsilon} ((1-u)^2)^{-1/2-(1-\alpha)\epsilon} \\ &- 2(1-\alpha)\epsilon \frac{\Gamma[1/2 - \epsilon]\Gamma[1/2]}{\Gamma[1 - \epsilon]} \int_0^1 du u^{-\epsilon} (1+u)^{2\epsilon} ((1-u)^2)^{-1/2-(1-\alpha)\epsilon} \log(1+u) \\ &+ \frac{\Gamma[1/2 - \epsilon]\Gamma[1/2]}{\Gamma[1 - \epsilon]} \int_0^1 du u^{-1+(1-2\alpha)\epsilon} (1+u)^{2\epsilon} ((1-u)^2)^{-1/2-(1-\alpha)\epsilon} \\ &- 2(1-\alpha)\epsilon \frac{\Gamma[1/2 - \epsilon]\Gamma[1/2]}{\Gamma[1 - \epsilon]} \int_0^1 du u^{-1+(1-2\alpha)\epsilon} (1+u)^{2\epsilon} ((1-u)^2)^{-1/2-(1-\alpha)\epsilon} \log(1+u) \end{aligned} \quad (\text{B.102})$$

This integral can be done systematically using $+$ -functions, but to the order we need the result, it is easier to use subtractions, evaluate the log at the value of the singularity, and then perform the integral in terms of hypergeometric functions. The integral can be written

$$\begin{aligned} &= \frac{\Gamma[1/2 - \epsilon]\Gamma[1/2]}{\Gamma[1 - \epsilon]} \int_0^1 du u^{-\epsilon} (1+u)^{2\epsilon} ((1-u)^2)^{-1/2-(1-\alpha)\epsilon} \\ &- 2(1-\alpha)\epsilon \frac{\Gamma[1/2 - \epsilon]\Gamma[1/2]}{\Gamma[1 - \epsilon]} \int_0^1 du u^{-\epsilon} (1+u)^{2\epsilon} ((1-u)^2)^{-1/2-(1-\alpha)\epsilon} \log(2) \\ &+ \frac{\Gamma[1/2 - \epsilon]\Gamma[1/2]}{\Gamma[1 - \epsilon]} \int_0^1 du u^{-1+(1-2\alpha)\epsilon} (1+u)^{2\epsilon} ((1-u)^2)^{-1/2-(1-\alpha)\epsilon} \\ &- 2(1-\alpha)\epsilon \frac{\Gamma[1/2 - \epsilon]\Gamma[1/2]}{\Gamma[1 - \epsilon]} \int_0^1 du u^{-1+(1-2\alpha)\epsilon} (1+u)^{2\epsilon} \left[((1-u)^2)^{-1/2-(1-\alpha)\epsilon} - 1 \right] \log(2) , \end{aligned} \quad (\text{B.103})$$

which gives

$$\begin{aligned}
&= \frac{\Gamma[1/2 - \epsilon]\Gamma[1/2]}{\Gamma[1 - \epsilon]} \frac{\Gamma[1 - \epsilon]\Gamma[-2(1 - \alpha)\epsilon]}{\Gamma[1 - \epsilon - 2(1 - \alpha)\epsilon]} {}_2F_1[-2\epsilon, 1 - \epsilon; 1 - \epsilon - 2(1 - \alpha)\epsilon; -1] \\
&- 2(1 - \alpha)\epsilon \frac{\Gamma[1/2 - \epsilon]\Gamma[1/2]}{\Gamma[1 - \epsilon]} \log(2) \frac{\Gamma[1 - \epsilon]\Gamma[-2(1 - \alpha)\epsilon]}{\Gamma[1 - \epsilon - 2(1 - \alpha)\epsilon]} {}_2F_1[-2\epsilon, 1 - \epsilon; 1 - \epsilon - 2(1 - \alpha)\epsilon; -1] \\
&+ \frac{\Gamma[1/2 - \epsilon]\Gamma[1/2]}{\Gamma[1 - \epsilon]} \frac{\Gamma[(1 - 2\alpha)\epsilon]\Gamma[-2(1 - \alpha)\epsilon]}{\Gamma[(1 - 2\alpha)\epsilon - 2(1 - \alpha)\epsilon]} {}_2F_1[-2\epsilon, (1 - 2\alpha)\epsilon; (1 - 2\alpha)\epsilon - 2(1 - \alpha)\epsilon; -1] \\
&- 2(1 - \alpha)\epsilon \frac{\Gamma[1/2 - \epsilon]\Gamma[1/2]}{\Gamma[1 - \epsilon]} \log(2) \\
&\times \left(\frac{\Gamma[(1 - 2\alpha)\epsilon]\Gamma[-2(1 - \alpha)\epsilon]}{\Gamma[(1 - 2\alpha)\epsilon - 2(1 - \alpha)\epsilon]} {}_2F_1[-2\epsilon, (1 - 2\alpha)\epsilon; (1 - 2\alpha)\epsilon - 2(1 - \alpha)\epsilon; -1] \right. \\
&\quad \left. - \frac{\Gamma[(1 - 2\alpha)\epsilon]}{\Gamma[1 + (1 - 2\alpha)\epsilon]} {}_2F_1[-2\epsilon, 1; 1 + (1 - 2\alpha)\epsilon; -1] \right). \tag{B.104}
\end{aligned}$$

Expanding this to $\mathcal{O}(\epsilon^0)$ gives

$$= \frac{\pi}{(\alpha - 1)\epsilon} - \frac{\pi}{(2\alpha - 1)\epsilon} - \frac{2\pi\log(2)}{2\alpha - 1} + \frac{4\pi\log(2)}{\alpha - 1} + 2\pi\log(2) \tag{B.105}$$

We then have

$$\begin{aligned}
S_{c, n_a \bar{n}}^{(1)}(\tilde{e}_3^{(\alpha)}) &= -g^2 4c_\epsilon \Gamma(-2\epsilon) \left(\frac{\mu^2 N_{CS}^2 e^{\gamma_E} (\tilde{e}_3^{(\alpha)})^2 \left(\frac{n_a \cdot n_b}{8}\right)^{-1+2\alpha}}{4\pi 4^{1-\alpha} Q^2} \right)^\epsilon \\
&\times \left(\frac{\pi}{(\alpha - 1)\epsilon} - \frac{\pi}{(2\alpha - 1)\epsilon} - \frac{2\pi\log(2)}{2\alpha - 1} + \frac{4\pi\log(2)}{\alpha - 1} + 2\pi\log(2) \right). \tag{B.106}
\end{aligned}$$

Extracting just the divergent pieces so as to get the anomalous dimensions, we find

$$\begin{aligned}
S_{c, n_a \bar{n}}^{(1)}(\tilde{e}_3^{(\alpha)}) &= \frac{\alpha_s}{2\pi(\alpha - 1)\epsilon^2} - \frac{\alpha_s}{2\pi(2\alpha - 1)\epsilon^2} + \frac{\log \left[\frac{\mu N_{CS} e^{\gamma_E} (\tilde{e}_3^{(\alpha)}) \left(\frac{n_a \cdot n_b}{8}\right)^{-1/2+\alpha}}{2^{1-\alpha} Q} \right] \alpha_s}{\pi(\alpha - 1)\epsilon} \\
&- \frac{\log \left[\frac{\mu N_{CS} e^{\gamma_E} (\tilde{e}_3^{(\alpha)}) \left(\frac{n_a \cdot n_b}{8}\right)^{-1/2+\alpha}}{2^{1-\alpha} Q} \right] \alpha_s}{\pi(2\alpha - 1)\epsilon} + \frac{\log(2)\alpha_s}{\pi(\alpha - 1)\epsilon} + \frac{\log(2)\alpha_s}{\pi\epsilon}, \tag{B.107}
\end{aligned}$$

which can be simplified to

$$\begin{aligned}
S_{c, n_a \bar{n}}^{(1)}(\tilde{e}_3^{(\alpha)}) &= \frac{\alpha_s}{2\pi(\alpha - 1)\epsilon^2} - \frac{\alpha_s}{2\pi(2\alpha - 1)\epsilon^2} \\
&+ \frac{\alpha_s}{\pi(\alpha - 1)\epsilon} L_\alpha^{cs}(\tilde{e}_3^{(\alpha)}) - \frac{\alpha_s}{\pi(2\alpha - 1)\epsilon} L_\alpha^{cs}(\tilde{e}_3^{(\alpha)}), \tag{B.108}
\end{aligned}$$

where, as for the logarithm in the $n_a n_b$ contribution, Eq. (B.85), the logarithm that appears is

$$L_\alpha^{cs}(\tilde{e}_3^{(\alpha)}) = \log \left(\frac{\mu N_{CS} e^{\gamma_E} (\tilde{e}_3^{(\alpha)}) (n_a \cdot n_b)^{-1/2+\alpha}}{\sqrt{2}Q} \right). \tag{B.109}$$

The contribution from an emission between the n_b and \bar{n} Wilson lines is identical, so we have

$$S_{c, n_b \bar{n}}^{(1)}(e_3^{(\alpha)}) = S_{c, n_a \bar{n}}^{(1)}(e_3^{(\alpha)}) . \quad (\text{B.110})$$

Note that for both the $\bar{n} n_a$ and $\bar{n} n_b$ contributions, and unlike for the $n_a n_b$ contribution, we have $1/\epsilon$ contributions both of the soft form $1/(1 - 2\alpha)$, and of the collinear form, $1/(1 - \alpha)$. This will be crucial to achieve the cancellation of anomalous dimensions, as required for the consistency of the collinear subjects factorization theorem.

It is interesting to note that this structure is very different than that which appeared for the case of the N -subjettiness observable in Ref. [77]. In this case only a single angular exponent appears throughout the calculation, unlike both the $1/(1 - 2\alpha)$ and $1/(1 - \alpha)$ that we find here, and the divergent pieces of the $\bar{n} n_a$ and $\bar{n} n_b$ contributions vanish.

Cancellation of Anomalous Dimensions

We now review the renormalization group evolution of each of the functions in the factorization theorem, and show that sum of the anomalous dimensions vanishes, as required for renormalization group consistency.

The hard function satisfies a multiplicative RGE, given by

$$\mu \frac{d}{d\mu} \log H(Q^2, \mu) = \gamma_H(Q^2, \mu) = 2\text{Re} [\gamma_C(Q^2, \mu)] , \quad (\text{B.111})$$

where

$$\gamma_C(Q^2, \mu) = \frac{\alpha_s C_F}{4\pi} \left(4 \log \left[\frac{-Q^2}{\mu^2} \right] - 6 \right) , \quad (\text{B.112})$$

is the anomalous dimension of the dijet Wilson coefficient. Explicitly

$$\gamma_H(Q^2, \mu) = \frac{\alpha_s C_F}{2\pi} \left(4 \log \left[\frac{Q^2}{\mu^2} \right] - 6 \right) . \quad (\text{B.113})$$

The anomalous dimension of the hard splitting function H_2 can be extracted from Ref. [77] by performing a change of variables. It satisfies a multiplicative RGE

$$\mu \frac{d}{d\mu} H_2(t, x, \mu) = \gamma_{H_2}(t, x, \mu) H_2(t, x, \mu) , \quad (\text{B.114})$$

with anomalous dimension

$$\gamma_{H_2}(t, x, \mu) = \frac{\alpha_s(\mu)}{2\pi} \left[2C_A \log \frac{t}{\mu^2} + 4 \left(C_F - \frac{C_A}{2} \right) \log x + 2C_A \log(1 - x) - \beta_0 \right] . \quad (\text{B.115})$$

Here β_0 is defined with the normalization

$$\beta_0 = \frac{11C_A}{3} - \frac{2n_f}{3} . \quad (\text{B.116})$$

Converting to $e_2^{(\alpha)}$ by performing the change of variables given in Eq. (B.35), we find

$$\gamma_{H_2} \left(e_2^{(\alpha)}, z_q, \mu \right) = \frac{\alpha_s(\mu)}{2\pi} \left[2C_A \log \left(\frac{Q^2 (z_a z_b)^{1-2/\alpha} \left(e_2^{(\alpha)} \right)^{2/\alpha}}{\mu^2} \right) + 4 \left(C_F - \frac{C_A}{2} \right) \log z_q + 2C_A \log(1 - z_q) - \beta_0 \right]. \quad (\text{B.117})$$

Since the anomalous dimensions of the jet, soft and collinear-soft functions are written in terms of $\tilde{e}_3^{(\alpha)}$, z_a , z_b , and $n_a \cdot n_b$, for demonstrating cancellation of anomalous dimensions, it is convenient to replace $e_2^{(\alpha)}$ in Eq. (B.117) with its leading power expression from Eq. (B.13). We then have

$$\gamma_{H_2} \left(e_2^{(\alpha)}, z_q, \mu \right) = \frac{\alpha_s(\mu)}{2\pi} \left[2C_A \log \left(\frac{Q^2 z_a z_b n_a \cdot n_b}{\mu^2} \right) + 4 \left(C_F - \frac{C_A}{2} \right) \log z_q + 2C_A \log(1 - z_q) - \beta_0 \right]. \quad (\text{B.118})$$

Note that $1 - z_q = z_g$.

The jet functions satisfy multiplicative RGEs in Laplace space (they satisfy convolutional RGEs in $e_3^{(\alpha)}$, see Ref. [109] for a detailed discussion)

$$\mu \frac{d}{d\mu} \log \tilde{J}_{g,qn} \left(Q_J, \tilde{e}_3^{(\alpha)} \right) = \gamma_{g,q}^\alpha \left(Q_J, \tilde{e}_3^{(\alpha)} \right), \quad (\text{B.119})$$

where the one-loop anomalous dimension is determined from Eqs. (B.56) and (B.57), and is given by

$$\gamma_{g,q}^\alpha \left(Q_J, \tilde{e}_3^{(\alpha)} \right) = -2 \frac{\alpha_s}{\pi} \frac{C_{g,q}}{(1 - \alpha)} L_\alpha^{J,a} \left(\tilde{e}_3^{(\alpha)} \right) + \gamma_{g,q}, \quad (\text{B.120})$$

where the logarithm $L_\alpha^{J,a} \left(\tilde{e}_3^{(\alpha)} \right)$ was defined in Eq. (B.58), and is given by

$$L_\alpha^{J,a} \left(\tilde{e}_3^{(\alpha)} \right) = \log \left[N_J \tilde{e}_3^{(\alpha)} e^{\gamma_E} \left(\frac{\mu}{\sqrt{2}Q} \right)^\alpha z_a^{2-\alpha} \right]. \quad (\text{B.121})$$

Here $C_{g,q}$ is the appropriate Casimir (C_A for gluon jets and C_F for quark jets), and with $\gamma_{g,q}$ the standard functions

$$\gamma_q = \frac{3\alpha_s C_F}{2\pi}, \quad \gamma_g = \frac{\alpha_s}{\pi} \frac{11C_A - 2n_f}{6}. \quad (\text{B.122})$$

For subjet b , we simply have $a \rightarrow b$.

Similarly, the soft function satisfies a multiplicative RGE in Laplace space

$$\mu \frac{d}{d\mu} \log \tilde{S}_G \left(\tilde{e}_3^{(\alpha)} \right) = \gamma_G \left(\tilde{e}_3^{(\alpha)} \right), \quad (\text{B.123})$$

with one-loop anomalous dimension determined by Eq. (B.46), and given by

$$\gamma_G \left(\tilde{e}_3^{(\alpha)} \right) = \frac{-2\alpha_s}{\pi(1-2\alpha)} \mathbf{T}_n \cdot \mathbf{T}_{\bar{n}} L_\alpha^G \left(\tilde{e}_3^{(\alpha)} \right). \quad (\text{B.124})$$

Here the logarithm is given by

$$L_\alpha^G \left(\tilde{e}_3^{(\alpha)} \right) = \log \left[\frac{e^{\gamma_E} \mu \tilde{e}_3^{(\alpha)} N_S}{2^{1-\alpha} Q} \right] - \frac{(1-2\alpha)}{2} \log \left[\tan^2 \frac{R}{2} \right]. \quad (\text{B.125})$$

Finally, the collinear soft function satisfies a multiplicative RGE in Laplace space

$$\mu \frac{d}{d\mu} \log S_c \left(\tilde{e}_3^{(\alpha)} \right) = \gamma_{cs} \left(\tilde{e}_3^{(\alpha)} \right), \quad (\text{B.126})$$

with the one-loop anomalous dimension determined by Eqs. (B.84) and (B.107)

$$\gamma_{cs} \left(\tilde{e}_3^{(\alpha)} \right) = \mathbf{T}_a \cdot \mathbf{T}_b \gamma_{ab} \left(\tilde{e}_3^{(\alpha)} \right) + \mathbf{T}_a \cdot \mathbf{T}_{\bar{n}} \gamma_{a\bar{n}} \left(\tilde{e}_3^{(\alpha)} \right) + \mathbf{T}_{\bar{n}} \cdot \mathbf{T}_b \gamma_{\bar{n}b} \left(\tilde{e}_3^{(\alpha)} \right), \quad (\text{B.127})$$

where

$$\gamma_{ab} \left(\tilde{e}_3^{(\alpha)} \right) = \frac{-4\alpha_s}{\pi(1-\alpha)} L_\alpha^{cs} \left(\tilde{e}_3^{(\alpha)} \right), \quad (\text{B.128})$$

$$\gamma_{a\bar{n}} \left(\tilde{e}_3^{(\alpha)} \right) = \gamma_{b\bar{n}} \left(\tilde{e}_3^{(\alpha)} \right) = \frac{-2\alpha_s}{\pi(1-\alpha)} L_\alpha^{cs} \left(\tilde{e}_3^{(\alpha)} \right) + \frac{2\alpha_s}{\pi(1-2\alpha)} L_\alpha^{cs} \left(\tilde{e}_3^{(\alpha)} \right). \quad (\text{B.129})$$

The argument of the logarithm appearing in the collinear soft function, was defined in Eq. (B.85), and is given by

$$L_\alpha^{cs} = \log \left(\frac{\mu N_{CS} e^{\gamma_E} (\tilde{e}_3^{(\alpha)}) (n_a \cdot n_b)^{-1/2+\alpha}}{\sqrt{2} Q} \right). \quad (\text{B.130})$$

We can now explicitly check the cancellation of anomalous dimensions. We consider the particular partonic subprocess $e^+ e^- \rightarrow \bar{q} q \rightarrow \bar{q} q g$ for which we have explicitly given the hard splitting function, in which case the color algebra can be simplified and written entirely in terms of Casimirs using the color conservation relations

$$\mathbf{T}_n = \mathbf{T}_q + \mathbf{T}_g, \quad (\text{B.131})$$

$$\mathbf{T}_n + \mathbf{T}_{\bar{n}} = 0. \quad (\text{B.132})$$

We then have

$$\mathbf{T}_n \cdot \mathbf{T}_{\bar{n}} = -C_F, \quad (\text{B.133})$$

$$\mathbf{T}_q \cdot \mathbf{T}_g = -\frac{C_A}{2}, \quad (\text{B.134})$$

$$\mathbf{T}_q \cdot \mathbf{T}_{\bar{n}} = \frac{C_A}{2} - C_F, \quad (\text{B.135})$$

$$\mathbf{T}_g \cdot \mathbf{T}_{\bar{n}} = -\frac{C_A}{2}, \quad (\text{B.136})$$

$$\mathbf{T}_g \cdot \mathbf{T}_g = C_A, \quad (\text{B.137})$$

$$\mathbf{T}_n \cdot \mathbf{T}_n = C_F. \quad (\text{B.138})$$

However, for most of the cancellation of the anomalous dimensions, it will be convenient to work in the abstract color notation, so as not to need to use relations between the color Casimirs.

The independence of the total cross section under renormalization group evolution implies the following relation between anomalous dimensions

$$\gamma_H(Q^2, \mu) + \gamma_{H_2}(e_2^{(\alpha)}, z_q, \mu) + \gamma_g^{\alpha}(\tilde{e}_3^{(\alpha)}) + \gamma_q^{\alpha}(\tilde{e}_3^{(\alpha)}) + \gamma_G(\tilde{e}_3^{(\alpha)}) + \gamma_{cs}(\tilde{e}_3^{(\alpha)}) \sim 0, \quad (\text{B.139})$$

where the \sim means up to a term corresponding to the measurement of the jet in the \bar{n} direction, and the out-of-jet contribution to the soft function, which is independent of the $\tilde{e}_3^{(\alpha)}$ measurement, and the kinematics of the substructure, namely $n_a \cdot n_b$, z_a , and z_b . We will make this relation precise shortly.

We now show explicitly that this cancellation occurs, and how it arises, which provides a non-trivial cross-check on the collinear-subjects factorization theorem. Substituting in the expressions above, we find

$$\begin{aligned} \sum_{\gamma} &= \gamma_H(Q^2, \mu) + \gamma_{H_2}(e_2^{(\alpha)}, z_q, \mu) \\ &+ \left[-\mathbf{T}_a \cdot \mathbf{T}_b \frac{4\alpha_s L_{\alpha}^{cs}(\tilde{e}_3^{(\alpha)})}{\pi(1-\alpha)} \right. \\ &- 2\mathbf{T}_a \cdot \mathbf{T}_{\bar{n}} \left(\frac{\alpha_s L_{\alpha}^{cs}(\tilde{e}_3^{(\alpha)})}{\pi(1-\alpha)} - \frac{\alpha_s L_{\alpha}^{cs}(\tilde{e}_3^{(\alpha)})}{\pi(1-2\alpha)} \right) - 2\mathbf{T}_b \cdot \mathbf{T}_{\bar{n}} \left(\frac{\alpha_s L_{\alpha}^{cs}(\tilde{e}_3^{(\alpha)})}{\pi(1-\alpha)} - \frac{\alpha_s L_{\alpha}^{cs}(\tilde{e}_3^{(\alpha)})}{\pi(1-2\alpha)} \right) \Big] \\ &- \left[\mathbf{T}_n \cdot \mathbf{T}_{\bar{n}} \frac{2\alpha_s L_{\alpha}^G(\tilde{e}_3^{(\alpha)})}{\pi(1-2\alpha)} \right] - C_A \frac{2\alpha_s L_{\alpha}^g(\tilde{e}_3^{(\alpha)})}{\pi(1-\alpha)} + \gamma_g - C_F \frac{2\alpha_s L_{\alpha}^q(\tilde{e}_3^{(\alpha)})}{\pi(1-\alpha)} + \gamma_q. \end{aligned} \quad (\text{B.140})$$

To make manifest the separate cancellations, we use the color conservation relation $\mathbf{T}_n = \mathbf{T}_a + \mathbf{T}_b$ in the soft anomalous dimension, and $\mathbf{T}_{\bar{n}} = -\mathbf{T}_a - \mathbf{T}_b$ in the $1/(1-\alpha)$ pieces of the collinear soft anomalous dimensions. Grouping together collinear like terms ($1/(1-\alpha)$) and soft like terms ($1/(1-2\alpha)$), we then have

$$\begin{aligned} \sum_{\gamma} &= \gamma_H(Q^2, \mu) + \gamma_{H_2}(e_2^{(\alpha)}, z_q, \mu) \\ &- \left[(\mathbf{T}_a + \mathbf{T}_b) \cdot \mathbf{T}_{\bar{n}} \frac{2\alpha_s L_{\alpha}^G(\tilde{e}_3^{(\alpha)})}{\pi(1-2\alpha)} \right] + \left[\mathbf{T}_a \cdot \mathbf{T}_{\bar{n}} \frac{2\alpha_s L_{\alpha}^{cs}(\tilde{e}_3^{(\alpha)})}{\pi(1-2\alpha)} + \mathbf{T}_b \cdot \mathbf{T}_{\bar{n}} \frac{2\alpha_s L_{\alpha}^{cs}(\tilde{e}_3^{(\alpha)})}{\pi(1-2\alpha)} \right] \\ &- \mathbf{T}_a \cdot \mathbf{T}_b \frac{4\alpha_s L_{\alpha}^{cs}(\tilde{e}_3^{(\alpha)})}{\pi(1-\alpha)} - \left[\mathbf{T}_a \cdot (-\mathbf{T}_a - \mathbf{T}_b) \frac{2\alpha_s L_{\alpha}^{cs}(\tilde{e}_3^{(\alpha)})}{\pi(1-\alpha)} + \mathbf{T}_b \cdot (-\mathbf{T}_a - \mathbf{T}_b) \frac{2\alpha_s L_{\alpha}^{cs}(\tilde{e}_3^{(\alpha)})}{\pi(1-\alpha)} \right] \\ &- C_A \frac{2\alpha_s L_{\alpha}^g(\tilde{e}_3^{(\alpha)})}{\pi(1-\alpha)} + \gamma_g - C_F \frac{2\alpha_s L_{\alpha}^q(\tilde{e}_3^{(\alpha)})}{\pi(1-\alpha)} + \gamma_q. \end{aligned} \quad (\text{B.141})$$

Since all the logs are linear in the $\tilde{e}_3^{(\alpha)}$, we immediately see that the color conservation relations have led to the cancellation of the $\tilde{e}_3^{(\alpha)}$ dependence in the soft like pieces between the $\bar{n}n_b$ and $\bar{n}n_a$ contributions to the collinear soft function with the global soft contribution, and the cancellation between the collinear like pieces involve all three contributions to the collinear soft function, as well as the jet functions. This nontrivial cancellation supports the validity of the collinear subjets factorization theorem.

It is also straightforward to check that the dependence on $e_2^{(\alpha)}$ as well as on the jet energy fractions also cancels, although this is more tedious to perform step by step. We therefore simply quote the summed result of the anomalous dimensions, to make clear the meaning of the equivalence relation in Eq. (B.139). We have

$$\begin{aligned} \gamma_H(Q^2, \mu) + \gamma_{H_2}(e_2^{(\alpha)}, z_q, \mu) + \gamma_g^{(\alpha)}(\tilde{e}_3^{(\alpha)}) + \gamma_q^{(\alpha)}(\tilde{e}_3^{(\alpha)}) + \gamma_G(\tilde{e}_3^{(\alpha)}) + \gamma_{cs}(\tilde{e}_3^{(\alpha)}) = \\ -\frac{3\alpha_s C_F}{2\pi} - \frac{\alpha_s C_F \log[\tan^2 \frac{R}{2}]}{\pi} - \frac{\alpha_s C_F \log \frac{\mu^2}{Q^2}}{\pi}. \end{aligned} \quad (\text{B.142})$$

These remaining terms are exactly those expected to cancel against the out-of-jet contribution; see, e.g., Ref. [109] for a detailed discussion.

The out-of-jet jet function is then given by the unmeasured jet function of Ref. [109]

$$\mu \frac{d}{d\mu} \ln J_{oj}(R_B) = \frac{2\alpha_s C_F}{\pi} \log \left[\frac{\mu}{Q \tan \frac{R_B}{2}} \right] + \frac{3\alpha_s C_F}{2\pi}, \quad (\text{B.143})$$

where here R_B is the radius of the recoiling jet. For simplicity, throughout this paper, we have taken $R_B = R$.

The out-of-jet contribution to the soft function has a pure cusp anomalous dimension [109]

$$\mu \frac{d}{d\mu} \ln S_{oj}(R_B) = \frac{2\alpha_s C_F}{\pi} \log \left[\tan^2 \frac{R}{2} \right]. \quad (\text{B.144})$$

C One Loop Calculations of Soft Subjet Functions

In this appendix we give the operator definitions and one-loop results for the functions appearing in the factorization theorem of Eq. (3.17) for the soft subjet region of phase space. The factorization theorem in the soft subjet region of phase space was first presented in Ref. [76], where all functions were calculated to one-loop, and a detailed discussion of the structure of the required zero bin subtractions was given. This calculation was performed with a broadening axis cone algorithm, however it was argued in Sec. 3.1.2 that to leading power, the factorization theorem is identical in the case of an anti- k_T algorithm. Because of this, in this appendix we give only the final results for the one-loop anomalous dimensions, and the tree level matching for the soft subjet production, as are required for the resummation considered in this paper. The interested reader is referred to Ref. [76] for the detailed calculation, as well as a discussion of the intricate zero bin structure of the factorization theorem, which is only briefly mentioned in this appendix.

Definitions of Factorized Functions

The functions appearing in the soft subjet factorization theorem of Eq. (3.17) have the following SCET operator definitions:

- Hard Matching Coefficient for Dijet Production

$$H(Q^2, \mu) = |C(Q^2, \mu)|^2, \quad (\text{C.1})$$

where $C(Q^2, \mu)$ is the Wilson coefficient obtained from matching the full theory QCD current $\bar{\psi}\Gamma\psi$ onto the SCET dijet operator $\bar{\chi}_n\Gamma\chi_{\bar{n}}$

$$\langle q\bar{q}|\bar{\psi}\Gamma\psi|0\rangle = C(Q^2, \mu) \langle q\bar{q}|\mathcal{O}_2|0\rangle. \quad (\text{C.2})$$

As before, we have neglected the contraction with the Leptonic tensor.

- Soft Subjet Jet Function:

$$J_{n_{sj}}(e_3^{(\alpha)}) = \frac{(2\pi)^3}{C_A} \text{tr}\langle 0|\mathcal{B}_{\perp n_{sj}}^\mu(0)\Theta_O(B)\delta(Q_{SJ} - \bar{n}_{sj} \cdot \mathcal{P})\delta^{(2)}(\vec{\mathcal{P}}_{\perp SJ})\delta(e_3^{(\alpha)} - \Theta_{FJ}\mathbf{E}_3^{(\alpha)}|_{SJ})\mathcal{B}_{\perp n_{sj}\mu}(0)|0\rangle \quad (\text{C.3})$$

- Jet Function:

$$J_n(e_3^{(\alpha)}) = \frac{(2\pi)^3}{C_F} \text{tr}\langle 0|\frac{\not{n}}{2}\chi_n(0)\Theta_O(B)\delta(Q - \bar{n} \cdot \mathcal{P})\delta^{(2)}(\vec{\mathcal{P}}_{\perp})\delta(e_3^{(\alpha)} - \Theta_{FJ}\mathbf{E}_3^{(\alpha)}|_{HJ})\bar{\chi}_n(0)|0\rangle \quad (\text{C.4})$$

- Boundary Soft Function:

$$S_{n_{sj} \bar{n}_{sj}}(e_3^{(\alpha)}; R) = \frac{1}{C_A} \text{tr}\langle 0|T\{S_{n_{sj}}S_{\bar{n}_{sj}}\}\Theta_O(B)\delta(e_3^{(\alpha)} - \Theta_{FJ}\mathbf{E}_3^{(\alpha)}|_{BS})\bar{T}\{S_{n_{sj}}S_{\bar{n}_{sj}}\}|0\rangle \quad (\text{C.5})$$

- Soft Subjet Soft Function:

$$S_{n_{sj} n \bar{n}}(e_3^{(\alpha)}, B; R) = \text{tr}\langle 0|T\{S_{n_{sj}}S_nS_{\bar{n}}\}\Theta_O(B)\delta(e_3^{(\alpha)} - \Theta_{FJ}\mathbf{E}_3^{(\alpha)}|_S)\bar{T}\{S_{n_{sj}}S_nS_{\bar{n}}\}|0\rangle \quad (\text{C.6})$$

The definitions of these functions include measurement operators, which when acting on the final state, return the value of a given observable. The operator $\mathbf{E}_3^{(\alpha)}$ measures the contribution to $e_3^{(\alpha)}$ from final states, and must be appropriately expanded following the power counting of the sector on which it acts. Expressions for the expansions in the power counting of the different sectors will be given shortly, after kinematic notation has been set up. The operators Θ_{FJ} , and Θ_O constrain the measured radiation to be in the jet or out of the jet, respectively, and will be defined shortly.

Kinematics and Notation

For our general kinematic setup, we will denote by Q the center of mass energy of the e^+e^- collisions, so that $Q/2$ is the energy deposited in a hemisphere. i.e. the four-momenta of the two hemispheres are

$$p_{\text{hemisphere}_1} = \left(\frac{Q}{2}, \vec{p}_1 \right), \quad p_{\text{hemisphere}_2} = \left(\frac{Q}{2}, -\vec{p}_1 \right) \quad (\text{C.7})$$

so

$$s = Q^2. \quad (\text{C.8})$$

We are now interested in the regime where there is a wide angle soft subjet carrying a small energy fraction, and an energetic subjet, carrying the majority of the energy fraction. We will label the lightcone directions of the energetic subjet by n, \bar{n} , and the lightcone directions of the soft subjet as n_{sj}, \bar{n}_{sj} . We will use the variable z_{sj} to label the energy fraction of the soft subjet, namely

$$E_{sj} = z_{sj} \frac{Q}{2}, \quad z_{sj} \ll 1. \quad (\text{C.9})$$

In this region of phase space, to leading power the value of the two point energy correlation function is set by the two subjets, and is given by

$$e_2^{(\alpha)} = 2^{\alpha/2} z_{sj} (n \cdot n_{sj})^{\alpha/2}. \quad (\text{C.10})$$

The action of the measurement function $\mathbf{E}_3^{(\alpha)}$ on an arbitrary state for each of the factorized sectors contributing to the 3-point energy correlation function measurement is given by

$$\mathbf{E}_3^{(\alpha)}|_{SJ}|X_{sj}\rangle = \sum_{k_i, k_j \in X_{sj}} N_{SJ} \frac{\bar{n}_{sj} \cdot k_i}{Q} \frac{\bar{n}_{sj} \cdot k_j}{Q} \left(\frac{k_i \cdot k_j}{\bar{n}_{sj} \cdot k_i \bar{n}_{sj} \cdot k_j} \right)^{\frac{\alpha}{2}} |X_{sj}\rangle, \quad (\text{C.11})$$

$$\mathbf{E}_3^{(\alpha)}|_{HJ}|X_{hj}\rangle = \sum_{k_i, k_j \in X_{hj}} N_{HJ} \frac{\bar{n} \cdot k_i}{Q} \frac{\bar{n} \cdot k_j}{Q} \left(\frac{k_i \cdot k_j}{\bar{n} \cdot k_i \bar{n} \cdot k_j} \right)^{\frac{\alpha}{2}} |X_{hj}\rangle, \quad (\text{C.12})$$

$$\mathbf{E}_3^{(\alpha)}|_{BS}|X_{bs}\rangle = \sum_{k \in X_{bs}} N_{BS} \frac{\bar{n}_{sj} \cdot k}{Q} \left(\frac{n_{sj} \cdot k}{\bar{n}_{sj} \cdot k} \right)^{\frac{\alpha}{2}} |X_{bs}\rangle, \quad (\text{C.13})$$

$$\mathbf{E}_3^{(\alpha)}|_S|X_s\rangle = \sum_{k \in X_s} N_S \frac{k^0}{Q} \left(\frac{n_{sj} \cdot k}{k^0} \frac{n \cdot k}{k^0} \right)^{\frac{\alpha}{2}} |X_s\rangle, \quad (\text{C.14})$$

where, for simplicity, we have extracted the normalization factors

$$N_{SJ} = 2^{5\alpha/2} (n \cdot n_{sj})^\alpha, \quad N_{HJ} = 2^{5\alpha/2} z_{sj} (n \cdot n_{sj})^\alpha, \quad (\text{C.15})$$

$$N_{BS} = 2^{2\alpha} z_{sj} (n \cdot n_{sj})^\alpha, \quad N_S = 2^{1+3\alpha/2} z_{sj} (n \cdot n_{sj})^{\alpha/2}. \quad (\text{C.16})$$

These expressions follow from properly expanding the definition of the energy correlation function measurements in the power counting of each of the sectors. Note that on the

jet sectors, the 3-point correlation measurement becomes an effective 2-point correlation measurement, since the 2-point energy correlation function is set by the initial splitting of the subjet.

The in-jet restriction, Θ_{FJ} , is given by

$$\Theta_{FJ}(k) = \Theta \left(\tan^2 \frac{R}{2} - \frac{n \cdot k}{\bar{n} \cdot k} \right). \quad (\text{C.17})$$

The jet restriction must also be expanded following the power counting of the given sector. We will see that this is actually quite subtle for the soft subjet modes, since the angle between the soft subjet axis and the boundary of the jet has a non-trivial power counting. In particular, the expansion of $\Theta_{FJ}(k)$ is different for the soft subjet jet and boundary soft modes, and will demonstrate the necessity of performing the complete factorization of the soft subjet dynamics into jet and boundary soft modes. Finally, since we are considering the case where the out-of-jet scale B is much less than the in-jet scale, the operator

$$\Theta_O(B)$$

must also be included in the definition of the soft subjet functions. This operators vetoes out-of-jet radiation above the scale B . The explicit expression for $\Theta_O(B)$ expanded in the power counting of each of the factorized sectors can be found in Ref. [76].

Hard Matching Coefficient for Dijet Production

The hard matching coefficient for dijet production, $H(Q^2, \mu)$, is identical to that for the collinear subjets factorization theorem by hard-collinear-soft factorization, and is given in Eq. (B.30).

Hard Matching for Soft Subjet Production

The hard matching coefficient $H^{sj}(z_{sj}, \theta_{sj})$ is determined by the finite parts of the logarithm of the soft matrix element for a single soft state

$$H^{sj}(z_{sj}, n_{sj}) = \text{tr} \langle 0 | T \{ S_n S_{\bar{n}} \} | sj \rangle \langle sj | \bar{T} \{ S_n S_{\bar{n}} \} | 0 \rangle_{\text{fin}}. \quad (\text{C.18})$$

The virtual corrections of the effective theory cancel the IR divergences of this matrix element, giving a finite matching coefficient. This matrix element can be calculated from the square of the soft gluon current [197, 198], which is known to two loop order [199, 200]. The tree level hard matching coefficient for the soft subjet production is given by

$$H_{n\bar{n}}^{sj(\text{tree})}(z_{sj}, n_{sj}) = \frac{\alpha_s C_F}{\pi z_{sj}} \frac{n \cdot \bar{n}}{n \cdot n_{sj} n_{sj} \cdot \bar{n}}. \quad (\text{C.19})$$

The results of Ref. [198] can be used to determine the soft subjet production matching from an arbitrary number of hard jets at one loop.

Anomalous Dimensions

In this section we collect the one-loop anomalous dimensions for all the functions calculated in this appendix. The two hard functions satisfy multiplicative renormalization group equations. For the dijet production hard function, we have

$$\mu \frac{d}{d\mu} \ln H(Q^2, \mu) = \gamma_H(Q^2, \mu) = 2\text{Re} [\gamma_C(Q^2, \mu)] . \quad (\text{C.20})$$

Explicitly

$$\gamma_H(Q^2, \mu) = \frac{\alpha_s C_F}{2\pi} \left(4\log \left[\frac{Q^2}{\mu^2} \right] - 6 \right) . \quad (\text{C.21})$$

For the soft subjet production hard function, we have

$$\mu \frac{d}{d\mu} \ln H_{n\bar{n}}^{sj}(z_{sj}, n_{sj}, \mu) = -\frac{\alpha_s C_A}{\pi} \ln \left[\frac{2\mu^2 \bar{n} \cdot n}{Q^2 z_{sj}^2 n \cdot n_{sj} n_{sj} \cdot \bar{n}} \right] - \frac{\alpha_s}{2\pi} \beta_0 . \quad (\text{C.22})$$

The jet, boundary soft, and global soft functions satisfy multiplicative renormalization group equations in Laplace space, where the Laplace conjugate variable to $e_3^{(\alpha)}$ will be denoted $\tilde{e}_3^{(\alpha)}$

The jet function for the soft subjet satisfies the RGE

$$\mu \frac{d}{d\mu} \ln J_{n_{sj}}(\tilde{e}_3^{(\alpha)}) = -4 \frac{\alpha_s C_A}{2\pi(1-\alpha)} \log \left[2^{-\alpha/2} \tilde{e}_3^{(\alpha)} e^{\gamma_E} z_{sj}^2 \left(\frac{\mu}{z_{sj} Q} \right)^\alpha N_{SJ} \right] + \frac{\alpha_s}{2\pi} \beta_0 , \quad (\text{C.23})$$

where the normalization factor N_{SJ} was defined in Eq. (C.15). We have assumed that the soft subjet is a gluon jet, as it is this case that exhibits the soft singularity of QCD.

The jet function for the hard subjet, which we have assumed to be a quark jet, satisfies the RGE

$$\mu \frac{d}{d\mu} \ln J_{hj}(\tilde{e}_3^{(\alpha)}) = -4 \frac{\alpha_s C_F}{2\pi(1-\alpha)} \log \left[2^{-\alpha/2} \tilde{e}_3^{(\alpha)} e^{\gamma_E} \left(\frac{\mu}{Q} \right)^\alpha N_{HJ} \right] + \frac{3\alpha_s C_F}{2\pi} . \quad (\text{C.24})$$

where the normalization factor N_{HJ} was defined in Eq. (C.15).

Since the soft subjet factorization theorem is sensitive to the boundary of the jet, it is also necessary to include out-of-jet contributions. We assume that nothing is measured on the recoiling jet. The out-of-jet jet function is then given by the unmeasured jet function of Ref. [109]

$$\mu \frac{d}{d\mu} \ln J_{oj}(R_B) = \frac{2\alpha_s C_F}{\pi} \log \left[\frac{\mu}{Q \tan \frac{R_B}{2}} \right] + \frac{3\alpha_s C_F}{2\pi} , \quad (\text{C.25})$$

where here R_B is the radius of the recoiling jet. For simplicity, throughout this paper, we have taken $R_B = R$.

The boundary soft function, satisfies the RGE

$$\mu \frac{d}{d\mu} \ln S_{n_{sj} \bar{n}_{sj}}(\tilde{e}_3^{(\alpha)}; R) = \frac{\alpha_s C_A}{\pi(1-\alpha)} \log \left[\frac{\mu}{Q} \tilde{e}_3^{(\alpha)} e^{\gamma_E} 2^{1-\alpha} N_{BS} \left(\frac{\bar{n} \cdot n_{sj}}{n \cdot n_{sj}} \tan^4 \frac{R}{2} \right)^{\frac{-(1-\alpha)}{2}} \left(1 - \frac{n \cdot n_{sj}}{\bar{n} \cdot n_{sj} \tan^2 \frac{R}{2}} \right)^{-(1-\alpha)} \right] . \quad (\text{C.26})$$

where the normalization factor N_{BS} was defined in Eq. (C.15).

For the soft function, it is necessary to perform a refactorization into in-jet and out-of-jet contributions along the lines of Ref. [109]. This is particularly important in the present case, since as was discussed in detail in Ref. [76], the out-of-jet contribution to the soft function is sensitive to the large logarithm, $\log \left[\tan^2 \frac{R}{2} - \tan^2 \frac{\theta_{sj}}{2} \right]$, but due to zero bin subtractions, the in-jet contribution to the soft function does not exhibit such a sensitivity.

The in-jet anomalous dimension has both C_A and C_F contributions. It is given by

$$\begin{aligned} \gamma_{GS}^{(\text{in})} = & - \left(\frac{C_A}{2} - C_F \right) \left(\frac{2\alpha_s}{\pi(1-\alpha)} \log[T] - \frac{2\alpha_s}{\pi} \log \left[\frac{2 \tan \frac{R}{2}}{\tan \frac{\theta_{sj}}{2}} \right] \right) \\ & - \left(\frac{-C_A}{2} \right) \left(\frac{3\alpha_s}{\pi(1-\alpha)} \log[T] + \frac{2\alpha_s}{\pi} \log \left[\frac{1}{2\bar{n} \cdot n_{sj}} \frac{\tan \frac{R}{2}}{\tan \frac{\theta_{sj}}{2}} \right] \right) \\ & - \left(\frac{-C_A}{2} \right) \left(\frac{\alpha_s}{\pi(1-\alpha)} \log[T] - \frac{2\alpha_s}{\pi} \log [\bar{n} \cdot n_{sj}] \right) \end{aligned} \quad (\text{C.27})$$

$$\begin{aligned} = & (C_A + 2C_F) \frac{\alpha_s}{\pi(1-\alpha)} \log[T] + \frac{C_A \alpha_s}{\pi} \log \left[\frac{\tan^2 \frac{R}{2}}{(\bar{n} \cdot n_{sj})^2 \tan^2 \frac{\theta_{sj}}{2}} \right] \\ & - \frac{2C_F \alpha_s}{\pi} \log \left[\frac{2 \tan \frac{R}{2}}{\tan \frac{\theta_{sj}}{2}} \right], \end{aligned} \quad (\text{C.28})$$

where in the first equality we have separated the contributions from a gluon between the three different Wilson lines, and to simplify the expression we have extracted the argument of the logs

$$T = e^{\gamma_E} N_S \frac{\tilde{e}_3^{(\alpha)} \mu}{Q \tan^{1-\alpha} \frac{\theta_{sj}}{2}} \left(\frac{n \cdot n_{sj}}{2} \right)^{\alpha/2}. \quad (\text{C.29})$$

We choose the canonical scale for the in-jet soft function by minimizing the arguments of the C_A log. Namely, we rewrite the anomalous dimension as

$$\begin{aligned} \gamma_{GS}^{(\text{in})} = & \frac{(C_A + 2C_F) \alpha_s}{\pi(1-\alpha)} \log \left[T \left(\frac{\tan \frac{R}{2}}{(\bar{n} \cdot n_{sj}) \tan \frac{\theta_{sj}}{2}} \right)^{2(1-\alpha)} \right] \\ & + \frac{2C_F \alpha_s}{\pi(1-\alpha)} \log \left[\left(\frac{\tan \frac{\theta_{sj}}{2}}{2 \tan \frac{R}{2}} \right)^{1-\alpha} \left(\frac{\tan \frac{R}{2}}{(\bar{n} \cdot n_{sj}) \tan \frac{\theta_{sj}}{2}} \right)^{-2(1-\alpha)} \right]. \end{aligned} \quad (\text{C.30})$$

The argument of the second logarithm is formally an $\mathcal{O}(1)$ number in the soft subject region of phase space, and is treated as the non-cusp anomalous dimension. The argument of the first logarithm is used to set the scale.

The out-of-jet anomalous dimension is purely non-cusp, and is given by

$$\begin{aligned} \gamma_{GS}^{(\text{out})} = & - \left(\frac{C_A}{2} - C_F \right) \frac{2\alpha_s}{\pi} \log \left[\tan \frac{R}{2} \tan \frac{R_B}{2} \right] \\ & - \frac{\alpha_s C_A}{2\pi} \log \left[\frac{\tan^2 \frac{R}{2}}{\tan^2 \frac{R}{2} - \tan^2 \frac{\theta_{sj}}{2}} \right] - \frac{\alpha_s C_A}{2\pi} \log \left[\frac{1}{\tan^2 \frac{R_B}{2} \left(\tan^2 \frac{R}{2} - \tan^2 \frac{\theta_{sj}}{2} \right)} \right]. \end{aligned} \quad (\text{C.31})$$

The natural scale for the out-of-jet soft function is

$$\mu_{\text{out}} = \frac{2n \cdot n_{sj} B}{\tan \frac{\theta_{sj}}{2}}, \quad (\text{C.32})$$

where B is the out-of-jet scale. We set $B = Q \left(e_2^{(\alpha)} \right)^2$ as discussed in Sec. 3.1.2.

For consistency of our soft subjet factorization theorem, the sum of the anomalous dimensions listed above should cancel. Indeed, one can explicitly check that the anomalous dimensions satisfy the consistency condition

$$\begin{aligned} & \mu \frac{d}{d\mu} \ln H(Q^2, \mu) + \mu \frac{d}{d\mu} \ln H_{n\bar{n}}^{sj}(z_{sj}, n_{sj}, \mu) + \mu \frac{d}{d\mu} \ln J_{n_{sj}}(\tilde{e}_3^{(\alpha)}) + \mu \frac{d}{d\mu} \ln J_{h_j}(\tilde{e}_3^{(\alpha)}) \\ & + \mu \frac{d}{d\mu} \ln J_{oj}(R_B) + \mu \frac{d}{d\mu} \ln S_{n_{sj} \bar{n}_{sj}}(\tilde{e}_3^{(\alpha)}; R) + \mu \frac{d}{d\mu} \ln S_{n_{sj} n \bar{n}}(\tilde{e}_3^{(\alpha)}, B; R, R_B) = 0. \end{aligned} \quad (\text{C.33})$$

This cancellation is highly non-trivial, involving intricate cancellations between a large number of scales, providing support for the structure of our factorization theorem at the one-loop level. Some further details on the structure of the cancellations, particularly on the dependence of the angle between the soft subjet axis and the boundary, are discussed in Ref. [76].

D Soft Subjet Collinear Zero Bin

In this appendix we summarize the one-loop anomalous dimensions, and required tree level matrix elements for the calculation of the collinear zero bin of the soft subjet factorization theorem, which is required to interpolate between the collinear subjets and soft subjets factorization theorem. Although all the ingredients in this appendix can be obtained straightforwardly from App. C using the standard zero bin procedure [118], we explicitly summarize the results here for completeness.

To perform the zero-bin, all anomalous dimensions and matrix elements of the soft subjet factorization theorem are written in terms of $e_2^{(\alpha)}$ and z_{sj} , and then the limit

$$\frac{e_2^{(\alpha)}}{z_{sj}} \rightarrow 0 \quad (\text{D.1})$$

is taken. We will therefore write the anomalous dimensions and matrix elements in this section in terms of $e_2^{(\alpha)}$, z_{sj} , and $\tilde{e}_3^{(\alpha)}$. To keep the notation as simple as possible, we will use only a tilde to denote a collinear zero binned matrix element or anomalous dimension, e.g. $\gamma_{GS}^{(\text{in})} \rightarrow \tilde{\gamma}_{GS}^{(\text{in})}$.

Hard Matching for Soft Subjet Production

The collinear binned hard matching coefficient for soft subjet production is given at tree level by

$$\tilde{H}_{n\bar{n}}^{sj(\text{tree})}(z_{sj}, e_2^{(\alpha)}) = \frac{\alpha_s C_F}{\pi} \frac{2}{\alpha} \frac{1}{z_{sj} e_2^{(\alpha)}}. \quad (\text{D.2})$$

Anomalous Dimensions

Since the renormalization group evolution of all functions in the zero bin is identical to in the soft subjet factorization theorem, here we simply list the results for the zero binned one-loop anomalous dimensions:

$$\gamma_{\tilde{H}} = \frac{\alpha_s C_F}{2\pi} \left(4 \log \left[\frac{Q^2}{\mu^2} \right] - 6 \right), \quad (\text{D.3})$$

$$\gamma_{\tilde{H}_{n\bar{n}}^{sj}} = -\frac{2C_A\alpha_s}{\pi} \log \left[\frac{2\mu}{Q z_{sj}^{1-1/\alpha} \left(e_2^{(\alpha)} \right)^{1/\alpha}} \right] - \frac{\alpha_s}{2\pi} \beta_0, \quad (\text{D.4})$$

$$\gamma_{\tilde{J}_{oj}} = \frac{2\alpha_s C_F}{\pi} \log \left[\frac{\mu}{Q \tan \frac{R_B}{2}} \right] + \frac{3\alpha_s C_F}{2\pi}, \quad (\text{D.5})$$

$$\tilde{\gamma}_{GS}^{(\text{out})} = \frac{C_A\alpha_s}{2\pi} \log \left[\tan^2 \frac{R}{2} \tan^2 \frac{R_B}{2} \right] - \frac{\left(\frac{C_A}{2} - C_F \right) \alpha_s}{\pi} \log \left[\tan^2 \frac{R}{2} \tan^2 \frac{R_B}{2} \right], \quad (\text{D.6})$$

$$\gamma_{\tilde{J}_{hj}} = -4 \frac{\alpha_s C_F}{2\pi(1-\alpha)} \log \left[2^{-\alpha/2} \tilde{e}_3^{(\alpha)} e^{\gamma_E} \left(\frac{\mu}{Q} \right)^\alpha N_{HJ} \right] + \frac{3\alpha_s C_F}{2\pi}, \quad (\text{D.7})$$

$$\gamma_{\tilde{J}_{sj}} = -4 \frac{\alpha_s C_A}{2\pi(1-\alpha)} \log \left[2^{-\alpha/2} \tilde{e}_3^{(\alpha)} e^{\gamma_E} z_{sj}^2 \left(\frac{\mu}{z_{sj} Q} \right)^\alpha N_{SJ} \right] + \frac{\alpha_s}{2\pi} \beta_0, \quad (\text{D.8})$$

$$\begin{aligned} \tilde{\gamma}_{GS}^{(\text{in})} &= \frac{C_F\alpha_s}{\pi(1-\alpha)} \log \left[2^{1-\alpha} \tan^{-3(1-\alpha)} \frac{R}{2} \left(\frac{2^{-\alpha} e_2^{(\alpha)}}{z_{sj}} \right)^{-3+3/\alpha} \right] \\ &+ \frac{(C_A + 2C_F)\alpha_s}{\pi(1-\alpha)} \log \left[\frac{2^{-1+4\alpha} \mu \tilde{e}_3^{(\alpha)} e^{\gamma_E} z_{sj}}{Q} \tan^{2(1-\alpha)} \frac{R}{2} \left(\frac{2^{-\alpha} e_2^{(\alpha)}}{z_{sj}} \right)^{5-3/\alpha} \right], \end{aligned} \quad (\text{D.9})$$

$$\gamma_{\tilde{S}_{n_{sj} \bar{n}_{sj}}} = \frac{C_A\alpha_s}{\pi(1-\alpha)} \log \left[\frac{\mu \tilde{e}_3^{(\alpha)} e^{\gamma_E} 2^{1+2\alpha} \tan^{2(\alpha-1)} \frac{R}{2}}{Q} \left(\frac{2^{-\alpha} e_2^{(\alpha)}}{z_{sj}} \right)^{1+1/\alpha} \right]. \quad (\text{D.10})$$

As for the soft subjet anomalous dimensions, one can check that the zero binned anomalous dimensions satisfy the consistency relation

$$\begin{aligned} &\mu \frac{d}{d\mu} \ln \tilde{H}(Q^2, \mu) + \mu \frac{d}{d\mu} \ln \tilde{H}_{n\bar{n}}^{sj}(z_{sj}, n_{sj}, \mu) + \mu \frac{d}{d\mu} \ln \tilde{J}_{n_{sj}}(\tilde{e}_3^{(\alpha)}) + \mu \frac{d}{d\mu} \ln \tilde{J}_{hj}(\tilde{e}_3^{(\alpha)}) \\ &+ \mu \frac{d}{d\mu} \ln \tilde{J}_{oj}(R_B) + \mu \frac{d}{d\mu} \ln \tilde{S}_{n_{sj} \bar{n}_{sj}}(\tilde{e}_3^{(\alpha)}; R) + \mu \frac{d}{d\mu} \ln \tilde{S}_{n_{sj} \bar{n}}(\tilde{e}_3^{(\alpha)}, B; R, R_B) = 0, \end{aligned} \quad (\text{D.11})$$

as required for the consistency of the factorization theorem.

E One Loop Calculations of Signal Factorization Theorem

In this section we give the operator definitions, and one-loop results for the functions appearing in the factorization theorem of Eq. (3.35) for the signal contribution from $Z \rightarrow q\bar{q}$. These are formulated in the SCET₊ effective theory of Ref. [77], in an attempt to have a

consistent approach to factorization for both the signal and background distributions. In the collinear subjects region of phase space the two are identical (including identical power counting for the modes) up to the absence of global soft modes for the signal distribution. Alternatively, the factorization theorem for the signal region can be formulated by boosting the factorization theorems for appropriately chosen e^+e^- event shapes, as was considered in Ref. [41]. While this approach is less in the spirit of developing effective field theory descriptions for jet substructure that was pursued in this paper, it has the potential advantage of being easily able to relate to higher order known results for event shapes.

Definitions of Factorized Functions

The functions appearing in the collinear subjects factorization theorem of Eq. (3.8) have the following SCET operator definitions:

- Hard Matching Coefficient:

$$H_Z(Q^2) = |C_Z(Q^2)|^2, \quad (\text{E.1})$$

where $C_Z(Q^2)$ is the matrix element for the process $e^+e^- \rightarrow ZZ$, and also includes the leptonic decay of one of the Z bosons. Since we use the narrow width approximation, flat polarization distributions for the Z , and normalize our distributions to unity, it will play no role in our calculation.

- Jet Functions:

$$J_{n_{a,b}}(e_3^{(\alpha)}) = \frac{(2\pi)^3}{C_F} \text{tr} \langle 0 | \frac{\not{n}_{a,b}}{2} \chi_{n_{a,b}}(0) \delta(Q - \bar{n}_{a,b} \cdot \mathcal{P}) \delta^{(2)}(\vec{\mathcal{P}}_\perp) \delta(e_3^{(\alpha)} - \mathbf{E}_3^{(\alpha)}) \bar{\chi}_{n_{a,b}}(0) | 0 \rangle \quad (\text{E.2})$$

- Collinear-Soft Function:

$$S_{c,n_a n_b}(e_3^{(\alpha)}) = \text{tr} \langle 0 | T \{ S_{n_a} S_{n_b} \} \delta(e_3^{(\alpha)} - \mathbf{E}_3^{(\alpha)}) \bar{T} \{ S_{n_a} S_{n_b} \} | 0 \rangle \quad (\text{E.3})$$

As in App. B and App. C, the operator, $\mathbf{E}_3^{(\alpha)}$, measures the contribution to $e_3^{(\alpha)}$ from final states, and must be appropriately expanded following the power counting of the sector on which it acts. Since the power counting is identical as for the collinear subjects factorization theorem, the expansions are given in Eq. (B.16), and Eq. (B.20). In the collinear subjects region that we consider for the signal, all modes are boosted, and so there is no dependence on the jet algorithm at leading power.

Hard Matching Coefficient

The hard matching coefficient for the process $e^+e^- \rightarrow ZZ$, with one Z decaying leptonically, $H_Z(Q^2)$, does not carry an SCET anomalous dimension (hence we have dropped the μ dependence), as it is colorless. Because we work in the narrow width approximation, at a fixed Q^2 , and consider only normalized distributions, it is therefore irrelevant to our discussion.

Matrix Element for $Z \rightarrow q\bar{q}$ Decay

The anomalous dimension for the $Z \rightarrow q\bar{q}$ splitting function appearing in the factorization theorem of Eq. (3.8) is the same as that for the SCET quark bilinear operator, which was given in Eq. (B.33), but evaluated at the appropriately boosted scale.

For simplicity, in this paper we do not account for spin correlations, and assume a flat profile in the polarization of the Z boson. The tree level $Z \rightarrow q\bar{q}$ matrix element is well known and first calculated in Ref. [201]. The full matrix element is known to two loops [202].

The anomalous dimension depends only on the color structure, and is therefore the same as the anomalous dimension for the hard matrix element for $e^+e^- \rightarrow q\bar{q}$, namely

$$\gamma_{H_Z} = 1 + \frac{\alpha_s C_F}{2\pi} \left(-8 + \frac{\pi^2}{6} - \log^2 \left[\frac{\mu_H^2}{\mu^2} \right] + 3 \log \left[\frac{\mu_H^2}{\mu^2} \right] \right). \quad (\text{E.4})$$

Here μ_H is the scale of the splitting. It is essential for the cancellation of anomalous dimensions that the scale μ_H is equal to the invariant mass of the jet. In terms of the energy correlation functions, this is given by

$$\begin{aligned} m_J^2 &= \frac{Q^2 [z(1-z)]^{1-2/\alpha} \left(e_2^{(\alpha)} \right)^{2/\alpha}}{4} \\ &= \frac{Q^2 z(1-z) n_a \cdot n_b}{2}. \end{aligned} \quad (\text{E.5})$$

The necessity for the appearance of the jet mass as the scale in the anomalous dimension is due to the fact that it is a Lorentz invariant quantity, and as has been discussed in Ref. [41], the factorization theorem for the case of the boosted boson can be obtained by boosting an e^+e^- event shape, where it is of course known that the scale Q^2 of the off-shell Z , or γ is the scale appearing in the hard anomalous dimension.

Jet Functions

The jet functions appearing in the signal factorization theorem are identical to the quark (and antiquark) jet functions calculated in App. B for the collinear subjets region of phase space. This is because the power counting is identical in the two cases and the jet functions are only sensitive to the color of the jet that they describe. Therefore we do not repeat them here.

Collinear-Soft Function

The power counting for the signal is identical to the power counting for the collinear subjet region for the QCD background. However, the collinear-soft function contains only Wilson lines along the collinear subjet directions. The collinear-soft function for the QCD background was calculated in pairs of dipoles in App. B, and therefore the contribution from a collinear-soft exchange between the n_a and n_b Wilson lines can simply be extracted

from that calculation. The result for this contribution is given by

$$S_{c,n_a n_b}^{(1)}(\tilde{e}_3^{(\alpha)}) = -g^2 \Gamma(-2\epsilon) \left(\frac{\mu^2 N_{CS}^2 e^{\gamma_E} (\tilde{e}_3^{(\alpha)})^2 \left(\frac{n_a \cdot n_b}{8}\right)^{-1+2\alpha}}{4\pi 4^{1-\alpha} Q^2} \right)^\epsilon 16c_\epsilon \frac{\Gamma[1/2 - \epsilon] \Gamma[1/2]}{\Gamma[1 - \epsilon]} \\ \left(\frac{1}{(2\alpha - 2)\epsilon} + \frac{\alpha \log(2)}{\alpha - 1} + \log(2) + \frac{\epsilon (-\pi^2 \alpha^2 + 36\alpha^2 \log^2(2) + 3\pi^2 \alpha - 24\alpha \log^2(2) - 2\pi^2)}{12(\alpha - 1)} \right), \quad (\text{E.6})$$

where we recall that the normalization factor is given by

$$N_{CS} = 2^{3\alpha/2+1} z_a z_b (n_a \cdot n_b)^{\alpha/2}, \quad (\text{E.7})$$

as defined in Eq. (B.62). Also note that we have factored out the color generators, so that the collinear-soft function is defined as

$$S_c^{(1)}(e_3^{(\alpha)}) = \frac{1}{2} \sum_{i \neq j} \mathbf{T}_i \cdot \mathbf{T}_j S_{c,ij}^{(1)}(e_3^{(\alpha)}), \quad (\text{E.8})$$

which is the generic form of the collinear-soft (or soft) function to one-loop.

Expanding in ϵ , and keeping only the divergent piece, as relevant for the anomalous dimensions, we find

$$\tilde{S}_{c,n_a n_b}^{(1)\text{div}}(\tilde{e}_3^{(\alpha)}) = \frac{\alpha_s}{\pi} \frac{1}{(\alpha - 1)\epsilon^2} + 2 \frac{\alpha_s}{\pi} \frac{\left(2\alpha \log(2) + \log \left[\frac{\mu N_{CS} e^{\gamma_E} (\tilde{e}_3^{(\alpha)}) \left(\frac{n_a \cdot n_b}{8}\right)^{-1/2+\alpha}}{2^{1-\alpha} Q} \right] - \log(2) \right)}{(\alpha - 1)\epsilon} \\ = \frac{\alpha_s}{\pi} \frac{1}{(\alpha - 1)\epsilon^2} + 2 \frac{\alpha_s}{\pi} \frac{L_\alpha^{cs}}{(\alpha - 1)\epsilon}, \quad (\text{E.9})$$

where

$$L_\alpha^{cs} = \log \left(\frac{\mu N_{CS} e^{\gamma_E} (\tilde{e}_3^{(\alpha)}) (n_a \cdot n_b)^{-1/2+\alpha}}{\sqrt{2} Q} \right). \quad (\text{E.10})$$

Since there is no global-soft function the cancellation of anomalous dimensions, to be discussed shortly, requires that only $1/(1 - \alpha)$ contributions appear in the collinear soft function, as is observed.

Cancellation of Anomalous Dimensions

It is also interesting to explicitly check the cancellation of anomalous dimensions for the signal factorization theorem as formulated in SCET₊ to further confirm the cancellation mechanism which took place for the background distribution. The functions appearing in the signal factorization theorem obey identical evolution equations to those for the background distribution, which were explicitly given in App. B, so we do not repeat them here.

The independence of the total cross section under renormalization group evolution implies the following relation between anomalous dimensions

$$\gamma_{H_Z} + \gamma_q^\alpha(\tilde{e}_3^{(\alpha)}) + \gamma_{\bar{q}}^\alpha(\tilde{e}_3^{(\alpha)}) + \gamma_{cs}(\tilde{e}_3^{(\alpha)}) = 0. \quad (\text{E.11})$$

Here γ_{H_Z} is the anomalous dimension of the $Z \rightarrow q\bar{q}$ matrix element, $\gamma_q^\alpha(\tilde{e}_3^{(\alpha)})$ and $\gamma_{\bar{q}}^\alpha(\tilde{e}_3^{(\alpha)})$ are the anomalous dimensions of the quark and antiquark jet functions and $\gamma_{cs}(\tilde{e}_3^{(\alpha)})$ is the anomalous dimension of the collinear soft function.

For the case of $Z \rightarrow q\bar{q}$, we have the color conservation relation

$$\mathbf{T}_q + \mathbf{T}_{\bar{q}} = 0. \quad (\text{E.12})$$

The explicit values of the relevant Casimirs are

$$\mathbf{T}_q \cdot \mathbf{T}_q = C_F, \quad \mathbf{T}_{\bar{q}} \cdot \mathbf{T}_{\bar{q}} = C_F, \quad \mathbf{T}_q \cdot \mathbf{T}_{\bar{q}} = -C_F, \quad (\text{E.13})$$

however, for most of the cancellation of the anomalous dimensions, it will be convenient to work in the abstract color notation.

Substituting the explicit expressions for the anomalous dimensions into the consistency relation of Eq. (E.11), we find

$$\begin{aligned} \sum_{\gamma} = \gamma_{H_Z} + & \left[-\mathbf{T}_q \cdot \mathbf{T}_{\bar{q}} \frac{4\alpha_s L_\alpha^{cs}(\tilde{e}_3^{(\alpha)})}{\pi(1-\alpha)} \right] \\ & - C_F \frac{2\alpha_s L_\alpha^g(\tilde{e}_3^{(\alpha)})}{\pi(1-\alpha)} + \gamma_q - C_F \frac{2\alpha_s L_\alpha^q(\tilde{e}_3^{(\alpha)})}{\pi(1-\alpha)} + \gamma_{\bar{q}}, \end{aligned} \quad (\text{E.14})$$

where $L_\alpha^g(\tilde{e}_3^{(\alpha)})$ and $L_\alpha^q(\tilde{e}_3^{(\alpha)})$, were defined in Eq. (B.120).

As expected, all contributions are collinear in nature, having a $1/(1-\alpha)$ dependence, and using the color conservation relation of Eq. (E.12) along with the explicit expressions for the Casimirs of Eq. (E.14), we immediately see the cancellation of the $\tilde{e}_3^{(\alpha)}$ dependence. It is also straightforward to check the cancellation of the remaining dependencies. It is a nice consistency check on the calculation that the cancellation occurs in exactly the same way as for the background cancellation, namely between the $\mathbf{T}_q \cdot \mathbf{T}_{\bar{q}}$ contribution and the jet functions. It is important to emphasize that the cancellation only occurs if the scale of the splitting is given by the invariant mass of the jet, as expected from boosting e^+e^- event shapes.

F Soft Haze Factorization Theorem

For completeness, we list the operator definitions of the functions appearing in the soft haze factorization theorems. We also give the explicit forms of the measurement operators expanded in the appropriate kinematics.

The quark jet functions are given as:

$$\begin{aligned} J_n(e_2^{(\alpha)}) = & \frac{(2\pi)^3}{C_F} \text{tr} \langle 0 | \frac{\not{\vec{p}}_{a,b}}{2} \chi_{n_{a,b}}(0) \delta(Q - \bar{n}_{a,b} \cdot \mathcal{P}) \delta^{(2)}(\vec{\mathcal{P}}_\perp) \delta(e_2^{(\alpha)} - \mathbf{E}_2^{(\alpha)}) \bar{\chi}_{n_{a,b}}(0) | 0 \rangle. \end{aligned} \quad (\text{F.1})$$

The gluon jet functions are similarly defined. The soft functions appearing in the factorization theorems (3.29) and (3.30) are:

$$S_{n\bar{n}}(e_2^{(\beta)}, e_2^{(\alpha)}, e_3^{(\alpha)}; R) = \frac{1}{C_A} \text{tr} \langle 0 | T \{ S_n S_{\bar{n}} \} \delta(e_2^{(\beta)} - \Theta_R \mathbf{E}_2^{(\beta)}) \delta(e_2^{(\alpha)} - \Theta_R \mathbf{E}_2^{(\alpha)}) \delta(e_3^{(\alpha)} - \Theta_R \mathbf{E}_3^{(\alpha)}) \bar{T} \{ S_n S_{\bar{n}} \} | 0 \rangle, \quad (\text{F.2})$$

$$S_{n\bar{n}}(e_2^{(\alpha)}, e_3^{(\alpha)}; R) = \frac{1}{C_A} \text{tr} \langle 0 | T \{ S_n S_{\bar{n}} \} \delta(e_2^{(\alpha)} - \Theta_R \mathbf{E}_2^{(\alpha)}) \delta(e_3^{(\alpha)} - \Theta_R \mathbf{E}_3^{(\alpha)}) \bar{T} \{ S_n S_{\bar{n}} \} | 0 \rangle. \quad (\text{F.3})$$

The action of the energy correlation functions on the collinear and soft haze states are given as:

$$\mathbf{E}_2^{(\alpha)}|_C |X_n\rangle = \sum_{k,p \in X_n} \frac{\bar{n} \cdot k}{Q} \frac{\bar{n} \cdot p}{Q} \left(\frac{8 p \cdot k}{\bar{n} \cdot p \bar{n} \cdot k} \right)^{\frac{\alpha}{2}} |X_n\rangle, \quad (\text{F.4})$$

$$\mathbf{E}_2^{(\alpha)}|_{SH} |X_s\rangle = \sum_{k \in X_s} 2 \frac{k^0}{Q} \left(\frac{2 n \cdot k}{k^0} \right)^{\frac{\alpha}{2}} |X_s\rangle, \quad (\text{F.5})$$

$$\mathbf{E}_3^{(\alpha)}|_{SH} |X_s\rangle = \sum_{k,p \in X_s} 4 \frac{k^0}{Q} \frac{p^0}{Q} \left(\frac{2 n \cdot k}{k^0} \frac{2 n \cdot p}{p^0} \frac{2 p \cdot k}{p^0 k^0} \right)^{\frac{\alpha}{2}} |X_s\rangle. \quad (\text{F.6})$$

G Summary of Canonical Scales

As many of our factorization theorems involve a large number of scales, in this section we summarize for convenience the scales used in the resummation. Unless otherwise indicated, all scales are taken to be the canonical scales of the logarithms appearing in the factorization theorems.

When performing the numerical resummation, we perform the renormalization group evolution in Laplace space, and compute the cumulative distribution. We then perform the scale setting at the level of the cumulative distribution and numerically differentiate to derive the differential D_2 spectrum. While this is formally equivalent to scale setting in the differential distribution when working to all orders in perturbation theory, differences between scale setting in the differential and cumulative distribution arise when working to fixed order in perturbation theory [203]. We have not investigated the size of the effect that this has on our D_2 distributions. We utilized only two loop running of α_s , to be consistent with the Monte Carlos, and avoided the Landau pole by freezing out the running coupling at a specific $\mu_{Landau} \sim 1 \text{ GeV}$.

Throughout this appendix we will use z_q and z_g to denote the energy fractions of the quark and gluon subjets, respectively. For simplicity, we restrict to the case $\alpha = \beta$. Finally, we estimate the soft out-of-jet radiation scale to be:

$$B \approx Q \left(e_2^{(\alpha)} \right)^2 \quad (\text{G.1})$$

This is consistent with the jet algorithm constraint given by Eq. (3.16).

Collinear Subjets

We take the canonical scales for the functions appearing in the collinear subjets factorization theorem as

$$\mu_H = Q, \quad (\text{G.2})$$

$$\mu_{H_2} = \frac{Q \left(e_2^{(\alpha)} \right)^{1/\alpha} z_q^{\frac{1}{2}-\frac{1}{\alpha}} z_g^{\frac{1}{2}-\frac{1}{\alpha}}}{2}, \quad (\text{G.3})$$

$$\mu_{J_g} = \frac{e^{-\gamma_E/\alpha} Q \left(e_2^{(\alpha)} \right)^{-2/\alpha} \left(\tilde{e}_3^{(\alpha)} \right)^{1/\alpha} z_q^{\frac{1}{\alpha}} z_g}{2}, \quad (\text{G.4})$$

$$\mu_{J_q} = \frac{e^{-\gamma_E/\alpha} Q \left(e_2^{(\alpha)} \right)^{-2/\alpha} \left(\tilde{e}_3^{(\alpha)} \right)^{1/\alpha} z_q z_g^{\frac{1}{\alpha}}}{2}, \quad (\text{G.5})$$

$$\mu_{CS} = \frac{e^{-\gamma_E} Q \left(e_2^{(\alpha)} \right)^{-3+1/\alpha} \tilde{e}_3^{(\alpha)} z_q^{2-\frac{1}{\alpha}} z_g^{2-\frac{1}{\alpha}}}{2}, \quad (\text{G.6})$$

$$\mu_S^{(\text{in})} = \frac{4^{-\alpha} e^{-\gamma_E} Q \left(e_2^{(\alpha)} \right)^{-1} \tilde{e}_3^{(\alpha)} \tan^2 \frac{R}{2}}{2}, \quad (\text{G.7})$$

$$\mu_S^{(\text{out})} = B \quad (\text{G.8})$$

where the scales are indexed by the name of the associated function in the factorization theorem.

Soft Subjects

We take the canonical scales for the functions appearing in the soft subjects factorization theorem as

$$\mu_H = Q, \quad (\text{G.9})$$

$$\mu_{H_{sj}} = \frac{Q \left(e_2^{(\alpha)} \right)^{1/\alpha} z_{sj}^{(\alpha-1)/\alpha} \sqrt{4 - \left(e_2^{(\alpha)} \right)^{2/\alpha} z_{sj}^{-2/\alpha}}}{4}, \quad (\text{G.10})$$

$$\begin{aligned} \mu_{S_{n_{sj} \bar{n}_{sj}}} &= 2^{-\alpha} e^{-\gamma_E} Q \tan^{2(1-\alpha)} \frac{R}{2} \left(e_2^{(\alpha)} \right)^{-(1+\alpha)/\alpha} \tilde{e}_3^{(\alpha)} (z_{sj})^{1/\alpha} \\ &\quad \left(1 - \frac{1}{4} \left(e_2^{(\alpha)} \right)^{2/\alpha} z_{sj}^{-2/\alpha} \right)^{(1-\alpha)/2} \left(\frac{(1 + \tan^2 \frac{R}{2}) \left(e_2^{(\alpha)} \right)^{2/\alpha} - 4 \tan^2 \frac{R}{2} z_{sj}^{2/\alpha}}{\tan^2 \frac{R}{2} \left(\left(e_2^{(\alpha)} \right)^{2/\alpha} - 4 z_{sj}^{2/\alpha} \right)} \right)^{1-\alpha}, \end{aligned} \quad (\text{G.11})$$

$$\begin{aligned} \mu_{S_{n_{sj} n_{\bar{n}}}}^{(\text{in})} &= 2^{-2+\alpha} e^{-\gamma_E} Q \tan^{2(\alpha-1)} \frac{R}{2} \left(e_2^{(\alpha)} \right)^{-5+3/\alpha} \tilde{e}_3^{(\alpha)} (z_{sj})^{4-3/\alpha} \\ &\quad \left(1 - \frac{1}{4} \left(e_2^{(\alpha)} \right)^{2/\alpha} z_{sj}^{-2/\alpha} \right)^{(1-\alpha)/2}, \end{aligned} \quad (\text{G.12})$$

$$\mu_{S_{n_{sj} n_{\bar{n}}}}^{(\text{out})} = \frac{2n \cdot n_{sj} B}{\tan \frac{\theta_{sj}}{2}}, \quad (\text{G.13})$$

$$\mu_{J_{hj}} = \frac{Q e^{-\gamma_E/\alpha} \left(e_2^{(\alpha)} \right)^{-2/\alpha} \left(\tilde{e}_3^{(\alpha)} \right)^{1/\alpha} z_{sj}^{1/\alpha}}{2}, \quad (\text{G.14})$$

$$\mu_{J_{\bar{n}}} = Q \tan \frac{R_B}{2}, \quad (\text{G.15})$$

$$\mu_{J_{n_{sj}}} = \frac{Q e^{-\gamma_E/\alpha} \left(e_2^{(\alpha)} \right)^{-2/\alpha} \left(\tilde{e}_3^{(\alpha)} \right)^{1/\alpha} z_{sj}}{2}. \quad (\text{G.16})$$

Soft Subjet Collinear Zero Bin

We take the canonical scales for the functions appearing in the collinear zero bin of the soft subjets factorization theorem as

$$\mu_{\tilde{H}} = Q, \quad (\text{G.17})$$

$$\mu_{\tilde{H}_{sj}} = \frac{Q \left(e_2^{(\alpha)}\right)^{1/\alpha} z_{sj}^{(\alpha-1)/\alpha}}{2}, \quad (\text{G.18})$$

$$\mu_{\tilde{S}_{n_{sj}\bar{n}_{sj}}} = \frac{2^{-\alpha} Q e^{-\gamma_E} \tan^{2(1-\alpha)} \frac{R}{2} \tilde{e}_3^{(\alpha)} z_{sj}^{1/\alpha}}{\left(e_2^{(\alpha)}\right)^{(1+\alpha)/\alpha}}, \quad (\text{G.19})$$

$$\mu_{\tilde{S}_{n_{sj}n\bar{n}}}^{(\text{in})} = \frac{2^{-2+\alpha} Q e^{-\gamma_E} \tan^{2(\alpha-1)} \frac{R}{2} \tilde{e}_3^{(\alpha)} z_{sj}^{4-3/\alpha}}{\left(e_2^{(\alpha)}\right)^{5-3/\alpha}}, \quad (\text{G.20})$$

$$\mu_{\tilde{S}_{n_{sj}n\bar{n}}}^{(\text{out})} = \frac{2n \cdot n_{sj} B}{\tan \frac{\theta_{sj}}{2}}, \quad (\text{G.21})$$

$$\mu_{\tilde{J}_{hj}} = \frac{e^{-\gamma_E/\alpha} Q \left(\tilde{e}_3^{(\alpha)}\right)^{1/\alpha} z_{sj}^{1/\alpha}}{2 \left(e_2^{(\alpha)}\right)^{2/\alpha}}, \quad (\text{G.22})$$

$$\mu_{\tilde{J}_{oj}} = Q \tan \frac{R_B}{2}, \quad (\text{G.23})$$

$$\mu_{\tilde{J}_{n_{sj}}} = \frac{e^{-\gamma_E/\alpha} Q \left(\tilde{e}_3^{(\alpha)}\right)^{1/\alpha} z_{sj}}{2 \left(e_2^{(\alpha)}\right)^{2/\alpha}}. \quad (\text{G.24})$$

Scale Variation

Here we list all the variations that went into the scale uncertainties of the QCD background calculations. Any common scale between the soft subjet factorization and its collinear bin are always varied together. Hence we will only discuss variations of the soft subjet and collinear subjets. It is important to note that $\mu_{\tilde{S}_{n_{sj}n\bar{n}}}^{(\text{out})}$ of the soft subjet is not exactly the same as the $\mu_S^{(\text{out})}$ of the collinear factorization. The extra angular factor improves cancellation with the soft subjet collinear zero bin in the collinear region of the phase space. In the soft subjet region, the angular factor becomes an $O(1)$ number. Given the arbitrariness of the out-of-jet scale setting, we included several different schemes.

- Splitting scales μ_{H_2} and $\mu_{H_{sj}}$ from half to twice canonical.
- μ_{Landau} where the running of the coupling is frozen from 0.5 GeV to 1.5 GeV, canonical is 1 GeV.
- All in-jet soft scales $\mu_{\tilde{S}_{n_{sj}n\bar{n}}}^{(\text{in})}$, $\mu_{\tilde{S}_{n_{sj}\bar{n}_{sj}}}$, μ_{CS} , and μ_S from half to twice canonical. This included the scales in the collinear factorization and soft subjet factorization being varied together, and independently.

- All out-of-jet soft scales $\mu_{S_{n_{sj}n\bar{n}}}^{(out)}, \mu_S^{(out)}$ from half to twice canonical. This included the scales in the collinear factorization and soft subjet factorization being varied together, and independently.
- Soft subjet out-of-jet soft scale $\mu_{S_{n_{sj}n\bar{n}}}^{(out)} = Qz_{sj}^2$ from half to twice canonical. Also in this scheme the splitting scales were varied from half to twice canonical, and μ_{Landau} from 0.5 GeV to 1.5 GeV.
- Soft subjet out-of-jet soft scale $\mu_{S_{n_{sj}n\bar{n}}}^{(out)} = \mu_S^{(out)}$ from half to twice canonical. Also in this scheme the splitting scales were varied from half to twice canonical, and μ_{Landau} from 0.5 GeV to 1.5 GeV.

The final uncertainty bands were taken as the envelope of these variations. Though these variations do not cover all perturbative functions that can be varied, we find that they give a healthy estimate of the NLL scale variations.

H Renormalization Group Evolution of the Shape Function

In this appendix we briefly summarize some of the properties of the non-perturbative shape function used in the analysis of the D_2 observable, including hadron mass effects, so as to ensure that the level of renormalization group evolution of the parameter Ω_D is consistent with our results at both 1 TeV and 91 GeV, as discussed in Secs. 5.5 and 6, respectively. There we found that the value of Ω_D was approximately equal at the two energies, to within our uncertainties. As in the text, we assume that the dominant non-perturbative corrections arise from the global soft modes of the collinear subjets factorization theorem, so that we are working with a soft function with Wilson lines only along the n and \bar{n} directions. We follow closely the formalism originally developed in Ref. [92].

In Ref. [92] it was shown that for dijet observables which can be written in terms of the rapidity y and the transverse velocity r , defined as

$$r = \frac{p_\perp}{\sqrt{p_\perp^2 + m_H^2}}, \quad (\text{H.1})$$

where m_H is a light hadron mass, have a leading power correction that is universal, for event shapes with the same r dependence. Furthermore, the leading power corrections can be written as an integral over an r dependent power correction,

$$\Omega_D = \int_0^1 dr g(r) \Omega_D(r), \quad (\text{H.2})$$

where $g(r)$ is a function of r which depends only on the definition of the event shape (see Ref. [92]), and $\Omega_D(r)$ exhibits a multiplicative renormalization group evolution in r , which is independent of y . In particular, for Ω_D , we have

$$\mu \frac{d}{d\mu} \Omega_D(r, \mu) = \gamma_{\Omega_D}(r, \mu) \Omega_D(r, \mu) = \left(-\frac{\alpha_s C_A}{\pi} \log(1 - r^2) \Omega_D(r, \mu) \right), \quad (\text{H.3})$$

to one loop accuracy [92]. This renormalization group equation can be solved exactly for each r , however, the computation of Ω_D using Eq. (H.2) requires knowledge of the exact r dependence of $\Omega_D(r, \mu)$ at a particular scale. However, it was shown that to order α_s , only a single non-perturbative parameter is required to describe the evolution, so that one can write

$$\Omega_D(\mu) = \Omega_D(\mu_0) + \frac{\alpha_s(\mu_0)C_A}{\pi} \log\left(\frac{\mu}{\mu_0}\right) \Omega_D^{\text{ln}}(\mu_0), \quad (\text{H.4})$$

where apart from the non-perturbative parameter $\Omega_D(\mu_0)$ evaluated at a particular scale, we have also had to introduce the non-perturbative parameter $\Omega_D^{\text{ln}}(\mu_0)$, which captures the logarithmic running (hence the notation).

The additional non-perturbative parameter $\Omega_D^{\text{ln}}(\mu_0)$ is not well constrained in the literature, and therefore as a simple estimate to make sure that the values used for Ω_D at both LEP energies and at 1 TeV are consistent, we consider the estimate $\Omega_D^{\text{ln}}(\mu_0) = \Omega_D(\mu_0)$. Making this approximation, we find the difference between the values of Ω_D as relevant for LEP and our 1 TeV analysis to differ by $\lesssim 0.1$, with the value at LEP being lower. This is small compared to our uncertainties, and compared to the scaling in the shift of the first moment with E_J and m_J . However, it is an important check that the values of Ω_D that we use are consistent with each other in our different analyses, and could be important in analyses for which jets are probed over large energy ranges.

I Comparison of MC Generators for Single Emission Observables

Throughout this paper, we have extensively compared different Monte Carlo generators both at parton and hadron level for the observable D_2 , which is set by two emissions off the initiating quark. We found significant differences between different Monte Carlo generators, and as compared with our analytic calculation, particularly at parton level. After hadronization, differences remained but these were quantitative differences, not differences in the shapes of distributions. For reference, in this appendix we compare the Monte Carlo generators used in this paper, at both parton and hadron level for an observable set by a single emission off of the initiating parton, namely the jet mass. Observables set by a single emission have been extensively studied in the literature, and are well understood. There exist automated codes for their resummation to NNLL [204, 205], and they have been extensively used to tune Monte Carlo generators. We therefore expect to see much better agreement than for the D_2 observable, demonstrating that D_2 is a more differential probe of the perturbative shower structure.²³

In Fig. 30 we compare the $e_2^{(2)}$ spectra both at parton and hadron level for the PYTHIA and VINCIA event generators at the Z pole. We choose to use $e_2^{(2)}$ instead of the jet mass, as it is dimensionless. The level of agreement should be contrasted with Fig. 28 for the D_2 observable at the Z pole, with and without hadronization. In particular, for the

²³Differences between Monte Carlo generators for single emission observable can also be accentuated by departing from jet mass, and considering angularities, or energy correlation functions, or differences between quark and gluon jets, for which limited data from LEP can be used for tuning [45, 206].

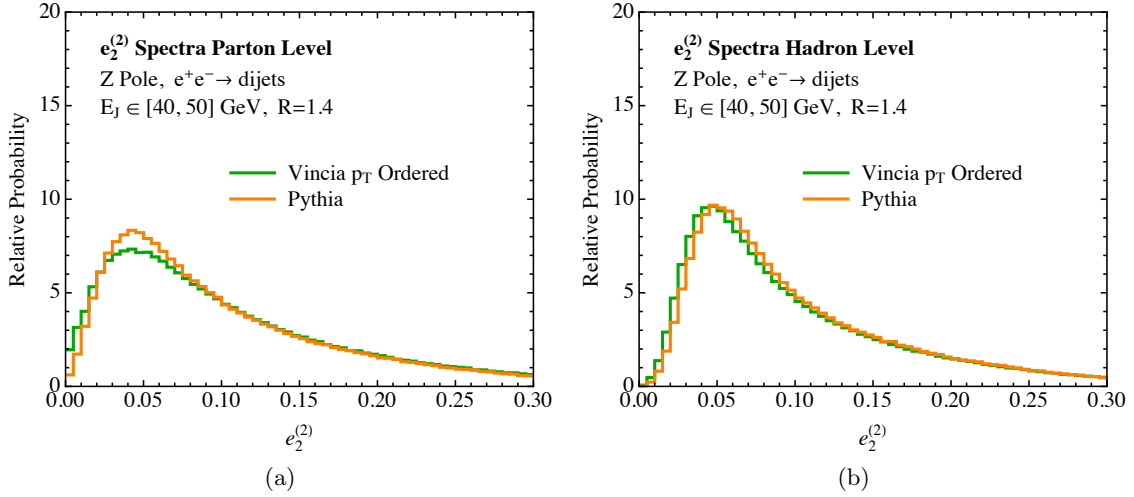


Figure 30: A comparison of the $e_2^{(2)}$ spectrum as measured on quark initiated jets at the Z pole from the PYTHIA and p_T -ordered VINCIA Monte Carlo generators. Results are shown both for parton level Monte Carlo in a), and for hadron level Monte Carlo in b).

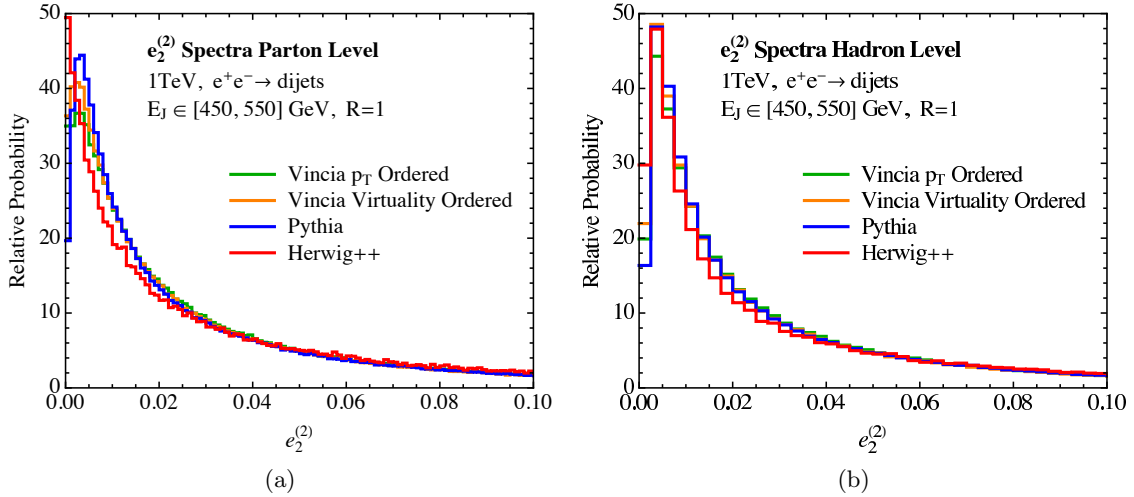


Figure 31: A comparison of the $e_2^{(2)}$ spectrum as measured on quark initiated jets at a center of mass energy of 1 TeV from the PYTHIA, p_T -ordered VINCIA, virtuality ordered VINCIA, and HERWIG++ Monte Carlo generators. Results are shown both for parton level Monte Carlo in a), and for hadron level Monte Carlo in b).

$e_2^{(2)}$ observable, there is excellent agreement in the distributions at parton level, which is not true for D_2 . For D_2 , the disagreement is largely remedied by hadronization, while for $e_2^{(2)}$, the level of disagreement before and after hadronization is much more similar. This supports our claim that the D_2 observable provides a more differential probe of the perturbative shower in particular, and could be used to improve its description.

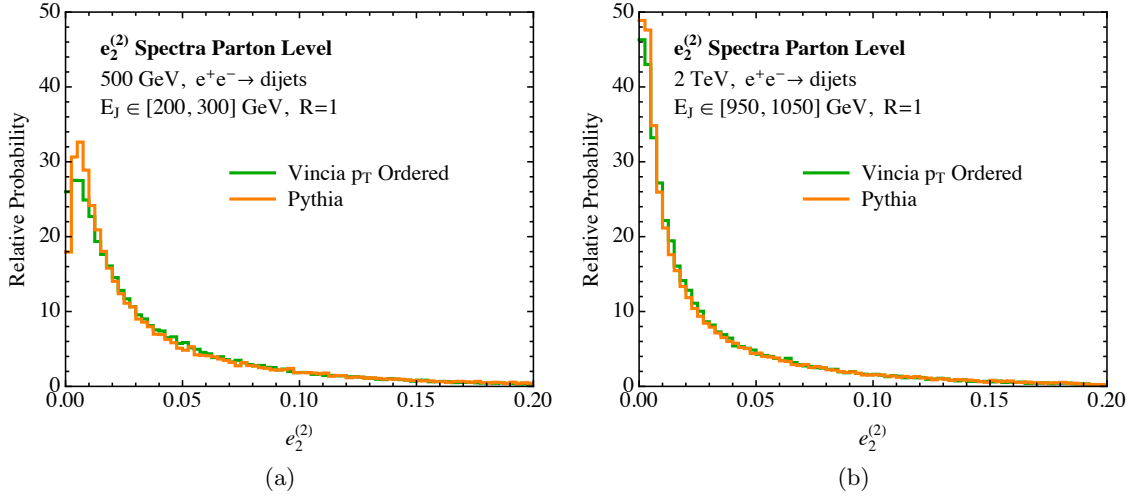


Figure 32: A comparison of the $e_2^{(2)}$ spectrum as measured on quark initiated jets at a center of mass energy of 500 GeV in a). and 2 TeV in b). Results are shown for both the PYTHIA, and p_T -ordered VINCIA Monte Carlo generators at parton level.

In Fig. 31 we compare the $e_2^{(2)}$ spectra both at parton and hadron level for the PYTHIA, p_T -ordered VINCIA, virtuality ordered VINCIA, and HERWIG++ event generators at a center of mass energy of 1 TeV and jet radius $R = 1$, as was used for the majority of numerical comparisons with analytic calculations throughout the paper. The level of agreement in Fig. 31 should be compared with that for the D_2 spectra throughout Sec. 5. In particular, it is interesting to compare the level of agreement observed for the partonic $e_2^{(2)}$ spectra as compared with the partonic D_2 spectra in Fig. 13. There is still some difference between the HERWIG++ spectrum at parton level and those of VINCIA and PYTHIA, however, this is to be expected, as these Monte Carlos have different hadronization models and the comparison at parton level should be taken with caution. At hadron level, all Monte Carlos also agree well for the $e_2^{(2)}$ spectra.

For completeness, in this appendix we will also include parton level plots of the $e_2^{(2)}$ distributions for the other parameter ranges that were explored in detail in the text. In Fig. 32 we show the $e_2^{(2)}$ distributions at a center of mass energy of 500 GeV and 2 TeV, the two energies considered in the text. Only the PYTHIA and p_T -ordered VINCIA generators are considered. The level of agreement between the different generators for $e_2^{(2)}$ should be compared with the level of agreement for the D_2 spectra at these two energies, shown in Fig. 17. While for the D_2 observable, there was a significant discrepancy between the two generators at 2 TeV, even in the general shape of the distribution, for $e_2^{(2)}$, the distributions from the two generators agree quite well both at 500 GeV and 2 TeV. In particular, they exhibit a similar peak position and shape of the distributions.

In Fig. 33, we consider the R dependence of the parton level $e_2^{(2)}$ distributions as measured in PYTHIA and p_T -ordered VINCIA, as was considered in Fig. 16 in the text for the D_2 observable. Unlike for the D_2 distributions, we see good agreement at parton level

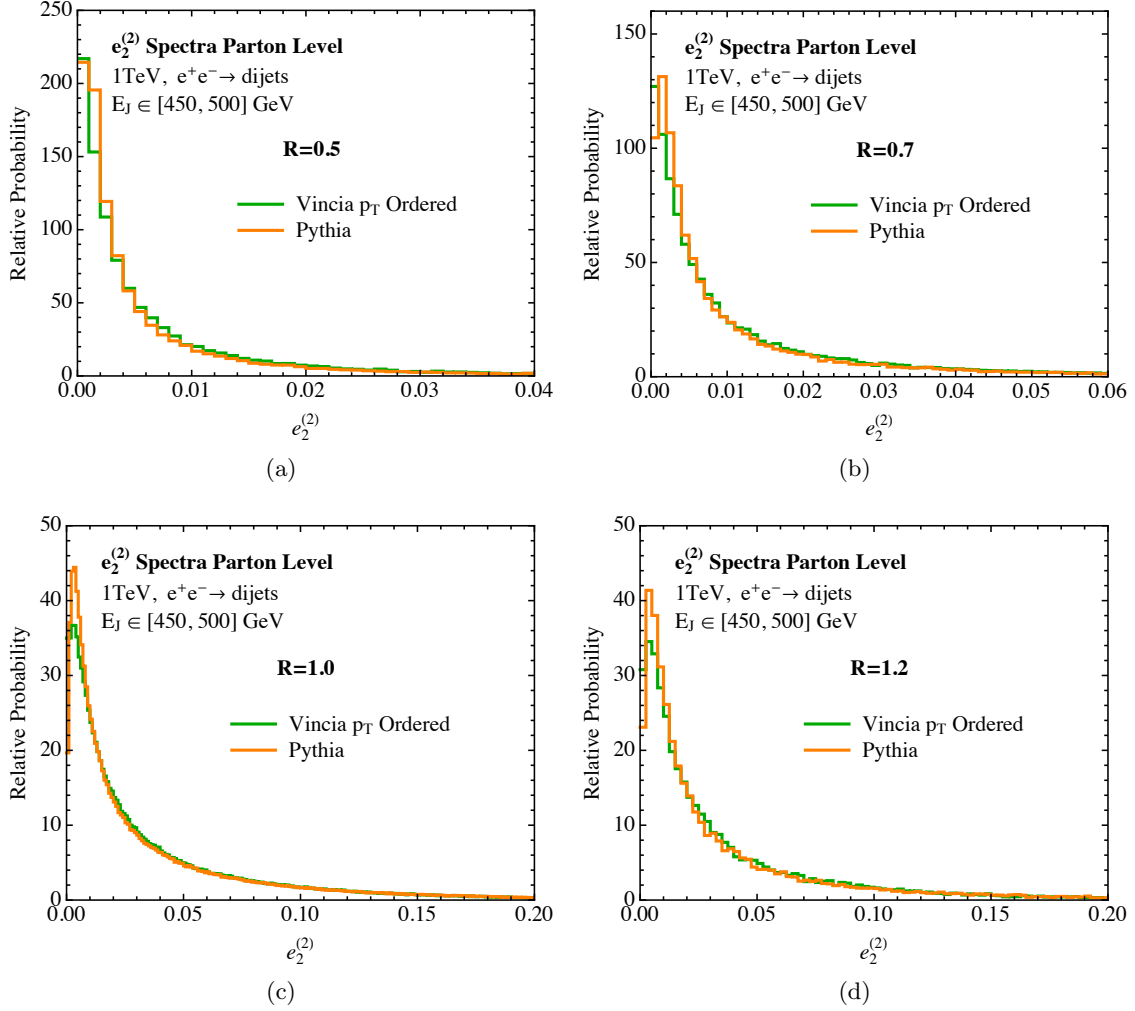


Figure 33: A comparison of the $e_2^{(2)}$ spectrum as measured on quark initiated jets for different R values at a center of mass energy of 1 TeV from the PYTHIA, and p_T -ordered VINCIA Monte Carlo generators at parton level. Results are shown $R = 0.5, 0.7, 1.0, 1.2$ in a).-d). respectively.

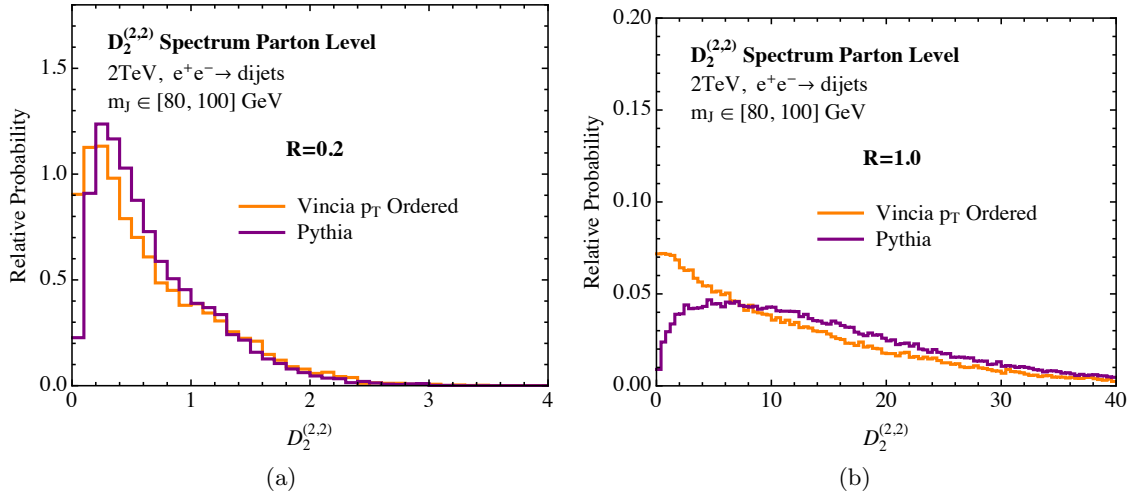


Figure 34: A comparison of the D_2 spectrum as measured on quark initiated jets at a center of mass energy of 2 TeV from the PYTHIA, p_T -ordered VINCIA Monte Carlo generators at parton level. A jet radius of $R = 0.2$ is used in a) and $R = 1.0$ is used in b).

over the entire range of R . To conclude our discussion of R dependence at parton level, we also include in Fig. 34 a comparison of the parton level D_2 spectra as measured in in PYTHIA and p_T -ordered VINCIA at 2 TeV, with $R = 0.2$ and $R = 1.0$. As was referenced in Sec. 5.4, while poor agreement between the two generators is seen for $R = 1$, comparably good agreement is seen at $R = 0.2$. This further supports our claim that the discrepancy between the two generators arises from the soft subjet region of phase space, which is poorly described by the PYTHIA generator, but which can be removed by considering small radius jets. We view the ability to perform analytic calculations of observables which are sensitive to the substructure of the jet in this manner as an opportunity to improve the perturbative description of the QCD shower as implemented in Monte Carlo generators.

References

- [1] A. Abdesselam, E. B. Kuutmann, U. Bitenc, G. Brooijmans, J. Butterworth, et al., *Boosted objects: A Probe of beyond the Standard Model physics*, *Eur.Phys.J.* **C71** (2011) 1661, [[arXiv:1012.5412](#)].
- [2] A. Altheimer, S. Arora, L. Asquith, G. Brooijmans, J. Butterworth, et al., *Jet Substructure at the Tevatron and LHC: New results, new tools, new benchmarks*, *J.Phys.* **G39** (2012) 063001, [[arXiv:1201.0008](#)].
- [3] A. Altheimer, A. Arce, L. Asquith, J. Backus Mayes, E. Bergeas Kuutmann, et al., *Boosted objects and jet substructure at the LHC. Report of BOOST2012, held at IFIC Valencia, 23rd-27th of July 2012*, *Eur.Phys.J.* **C74** (2014) 2792, [[arXiv:1311.2708](#)].
- [4] D. Adams, A. Arce, L. Asquith, M. Backovic, T. Barillari, et al., *Towards an Understanding of the Correlations in Jet Substructure*, [[arXiv:1504.00679](#)].
- [5] CMS Collaboration, *Jet Substructure Algorithms*, Tech. Rep. CMS-PAS-JME-10-013, 2011.

- [6] **ATLAS** Collaboration, D. W. Miller, *Jet substructure in ATLAS*, Tech. Rep. ATL-PHYS-PROC-2011-142, 2011.
- [7] **CMS** Collaboration, S. Chatrchyan et al., *Shape, transverse size, and charged hadron multiplicity of jets in pp collisions at 7 TeV*, *JHEP* **1206** (2012) 160, [[arXiv:1204.3170](#)].
- [8] **ATLAS** Collaboration, *Studies of the impact and mitigation of pile-up on large-R and groomed jets in ATLAS at $\sqrt{s} = 7$ TeV*, Tech. Rep. ATLAS-CONF-2012-066, ATLAS-COM-CONF-2012-097, 2012.
- [9] **ATLAS** Collaboration, G. Aad et al., *ATLAS measurements of the properties of jets for boosted particle searches*, *Phys.Rev.* **D86** (2012) 072006, [[arXiv:1206.5369](#)].
- [10] **ATLAS** Collaboration, *Performance of large-R jets and jet substructure reconstruction with the ATLAS detector*, Tech. Rep. ATLAS-CONF-2012-065, ATLAS-COM-CONF-2012-095, 2012.
- [11] **ATLAS** Collaboration, G. Aad et al., *Jet mass and substructure of inclusive jets in $\sqrt{s} = 7$ TeV pp collisions with the ATLAS experiment*, *JHEP* **1205** (2012) 128, [[arXiv:1203.4606](#)].
- [12] **ATLAS** Collaboration, G. Aad et al., *Performance of jet substructure techniques for large-R jets in proton-proton collisions at $\sqrt{s} = 7$ TeV using the ATLAS detector*, *JHEP* **1309** (2013) 076, [[arXiv:1306.4945](#)].
- [13] **ATLAS** Collaboration, G. Aad et al., *Measurement of jet shapes in top pair events at $\sqrt{s} = 7$ TeV using the ATLAS detector*, [arXiv:1307.5749](#).
- [14] **ATLAS** Collaboration, *Performance and Validation of Q-Jets at the ATLAS Detector in pp Collisions at $\sqrt{s}=8$ TeV in 2012*, Tech. Rep. ATLAS-CONF-2013-087, ATLAS-COM-CONF-2013-099, 2013.
- [15] **ATLAS** Collaboration, *Jet Charge Studies with the ATLAS Detector Using $\sqrt{s} = 8$ TeV Proton-Proton Collision Data*, Tech. Rep. ATLAS-CONF-2013-086, ATLAS-COM-CONF-2013-101, 2013.
- [16] **ATLAS** Collaboration, *Performance of pile-up subtraction for jet shapes*, Tech. Rep. ATLAS-CONF-2013-085, ATLAS-COM-CONF-2013-100, 2013.
- [17] **ATLAS** Collaboration, *Pile-up subtraction and suppression for jets in ATLAS*, Tech. Rep. ATLAS-CONF-2013-083, ATLAS-COM-CONF-2013-097, 2013.
- [18] **CMS** Collaboration, *Identifying Hadronically Decaying Vector Bosons Merged into a Single Jet*, Tech. Rep. CMS-PAS-JME-13-006, 2013.
- [19] **CMS** Collaboration, *Performance of quark/gluon discrimination in 8 TeV pp data*, Tech. Rep. CMS-PAS-JME-13-002, 2013.
- [20] **CMS** Collaboration, *Pileup Jet Identification*, Tech. Rep. CMS-PAS-JME-13-005, 2013.
- [21] **CMS** Collaboration, *Jet substructure algorithms*, Tech. Rep. CMS-PAS-JME-10-013, CERN, Geneva, 2011.
- [22] **CMS** Collaboration, *Measurement of the subjet multiplicity in dijet events from proton-proton collisions at $\sqrt{s} = 7$ tev*, Tech. Rep. CMS-PAS-QCD-10-041, CERN, Geneva, 2010.
- [23] **ATLAS** Collaboration, G. Aad et al., *Light-quark and gluon jet discrimination in pp collisions at $\sqrt{s} = 7$ TeV with the ATLAS detector*, [arXiv:1405.6583](#).

- [24] **ATLAS** Collaboration, P. Loch, *Studies of jet shapes and jet substructure in proton-proton collisions at $\sqrt{s} = 7$ TeV with ATLAS*, *PoS EPS-HEP2013* (2013) 442.
- [25] **CMS** Collaboration, *Boosted Top Jet Tagging at CMS*, Tech. Rep. CMS-PAS-JME-13-007, 2014.
- [26] **CMS** Collaboration, *V Tagging Observables and Correlations*, Tech. Rep. CMS-PAS-JME-14-002, 2014.
- [27] **ATLAS** Collaboration, G. Aad et al., *Measurement of the cross-section of high transverse momentum vector bosons reconstructed as single jets and studies of jet substructure in pp collisions at $\sqrt{s} = 7$ TeV with the ATLAS detector*, *New J.Phys.* **16** (2014), no. 11 113013, [[arXiv:1407.0800](#)].
- [28] **CMS** Collaboration, *Search for BSM $t\bar{t}$ Production in the Boosted All-Hadronic Final State*, Tech. Rep. CMS-PAS-EXO-11-006, 2011.
- [29] **ATLAS, CMS** Collaboration, S. Fleischmann, *Boosted top quark techniques and searches for $t\bar{t}$ resonances at the LHC*, *J.Phys.Conf.Ser.* **452** (2013), no. 1 012034.
- [30] **ATLAS, CMS** Collaboration, J. Pilot, *Boosted Top Quarks, Top Pair Resonances, and Top Partner Searches at the LHC*, *EPJ Web Conf.* **60** (2013) 09003.
- [31] **ATLAS** Collaboration, *Performance of boosted top quark identification in 2012 ATLAS data*, Tech. Rep. ATLAS-CONF-2013-084, ATLAS-COM-CONF-2013-074, 2013.
- [32] **CMS** Collaboration, S. Chatrchyan et al., *Search for Anomalous $t\bar{t}$ Production in the Highly-Boosted All-Hadronic Final State*, *JHEP* **1209** (2012) 029, [[arXiv:1204.2488](#)].
- [33] **CMS** Collaboration, S. Chatrchyan et al., *Search for a Higgs boson in the decay channel H to $ZZ(*)$ to $q \bar{q} \ell^- \ell^+$ in pp collisions at $\sqrt{s} = 7$ TeV*, *JHEP* **1204** (2012) 036, [[arXiv:1202.1416](#)].
- [34] **CMS** Collaboration, *Search for a Standard Model-like Higgs boson decaying into WW to $l \nu q \bar{q}$ in pp collisions at $\sqrt{s} = 8$ TeV*, Tech. Rep. CMS-PAS-HIG-13-008, 2013.
- [35] **CMS** Collaboration, *Search for pair-produced vector-like quarks of charge $-1/3$ decaying to bH using boosted Higgs jet-tagging in pp collisions at $\sqrt{s} = 8$ TeV*, Tech. Rep. CMS-PAS-B2G-14-001, 2014.
- [36] **CMS** Collaboration, *Search for top-Higgs resonances in all-hadronic final states using jet substructure methods*, Tech. Rep. CMS-PAS-B2G-14-002, 2014.
- [37] **CMS** Collaboration, V. Khachatryan et al., *Search for vector-like T quarks decaying to top quarks and Higgs bosons in the all-hadronic channel using jet substructure*, [[arXiv:1503.01952](#)].
- [38] **CMS** Collaboration, C. Collaboration, *Search for pair-produced vector-like top quark partners decaying to bW in the fully hadronic channel using jet substructure at 8 TeV*, .
- [39] **CMS** Collaboration, V. Khachatryan et al., *Search for a massive resonance decaying into a Higgs boson and a W or Z boson in hadronic final states in proton-proton collisions at $\sqrt{s} = 8$ TeV*, [[arXiv:1506.01443](#)].
- [40] **ATLAS** Collaboration, G. Aad et al., *Search for high-mass diboson resonances with boson-tagged jets in proton-proton collisions at $\sqrt{s} = 8$ TeV with the ATLAS detector*, [[arXiv:1506.00962](#)].

- [41] I. Feige, M. D. Schwartz, I. W. Stewart, and J. Thaler, *Precision Jet Substructure from Boosted Event Shapes*, *Phys.Rev.Lett.* **109** (2012) 092001, [[arXiv:1204.3898](#)].
- [42] M. Field, G. Gur-Ari, D. A. Kosower, L. Mannelli, and G. Perez, *Three-Prong Distribution of Massive Narrow QCD Jets*, *Phys.Rev.* **D87** (2013), no. 9 094013, [[arXiv:1212.2106](#)].
- [43] M. Dasgupta, A. Fregoso, S. Marzani, and G. P. Salam, *Towards an understanding of jet substructure*, *JHEP* **1309** (2013) 029, [[arXiv:1307.0007](#)].
- [44] M. Dasgupta, A. Fregoso, S. Marzani, and A. Powling, *Jet substructure with analytical methods*, *Eur.Phys.J.* **C73** (2013), no. 11 2623, [[arXiv:1307.0013](#)].
- [45] A. J. Larkoski, J. Thaler, and W. J. Waalewijn, *Gaining (Mutual) Information about Quark/Gluon Discrimination*, *JHEP* **1411** (2014) 129, [[arXiv:1408.3122](#)].
- [46] M. Dasgupta, A. Powling, and A. Siodmok, *On jet substructure methods for signal jets*, [arXiv:1503.01088](#).
- [47] M. Seymour, *Jet shapes in hadron collisions: Higher orders, resummation and hadronization*, *Nucl.Phys.* **B513** (1998) 269–300, [[hep-ph/9707338](#)].
- [48] H.-n. Li, Z. Li, and C.-P. Yuan, *QCD resummation for jet substructures*, *Phys.Rev.Lett.* **107** (2011) 152001, [[arXiv:1107.4535](#)].
- [49] A. J. Larkoski, *QCD Analysis of the Scale-Invariance of Jets*, *Phys.Rev.* **D86** (2012) 054004, [[arXiv:1207.1437](#)].
- [50] M. Jankowiak and A. J. Larkoski, *Angular Scaling in Jets*, *JHEP* **1204** (2012) 039, [[arXiv:1201.2688](#)].
- [51] Y.-T. Chien and I. Vitev, *Jet Shape Resummation Using Soft-Collinear Effective Theory*, *JHEP* **1412** (2014) 061, [[arXiv:1405.4293](#)].
- [52] Y.-T. Chien, *Resummation of Jet Shapes and Extracting Properties of the Quark-Gluon Plasma*, *Int.J.Mod.Phys.Conf.Ser.* **37** (2015) 1560047, [[arXiv:1411.0741](#)].
- [53] J. Isaacson, H.-n. Li, Z. Li, and C. P. Yuan, *Factorization for substructures of boosted Higgs jets*, [arXiv:1505.06368](#).
- [54] D. Krohn, M. D. Schwartz, T. Lin, and W. J. Waalewijn, *Jet Charge at the LHC*, *Phys.Rev.Lett.* **110** (2013), no. 21 212001, [[arXiv:1209.2421](#)].
- [55] W. J. Waalewijn, *Calculating the Charge of a Jet*, *Phys.Rev.* **D86** (2012) 094030, [[arXiv:1209.3019](#)].
- [56] D. Bertolini, J. Thaler, and J. R. Walsh, *The First Calculation of Fractional Jets*, *JHEP* **1505** (2015) 008, [[arXiv:1501.01965](#)].
- [57] B. Bhattacharjee, S. Mukhopadhyay, M. M. Nojiri, Y. Sakaki, and B. R. Webber, *Associated jet and subjet rates in light-quark and gluon jet discrimination*, *JHEP* **1504** (2015) 131, [[arXiv:1501.04794](#)].
- [58] S. Catani, G. Turnock, and B. Webber, *Heavy jet mass distribution in $e^+ e^-$ annihilation*, *Phys.Lett.* **B272** (1991) 368–372.
- [59] Y.-T. Chien and M. D. Schwartz, *Resummation of heavy jet mass and comparison to LEP data*, *JHEP* **1008** (2010) 058, [[arXiv:1005.1644](#)].
- [60] Y.-T. Chien, R. Kelley, M. D. Schwartz, and H. X. Zhu, *Resummation of Jet Mass at Hadron Colliders*, *Phys.Rev.* **D87** (2013) 014010, [[arXiv:1208.0010](#)].

- [61] M. Dasgupta, K. Khelifa-Kerfa, S. Marzani, and M. Spannowsky, *On jet mass distributions in Z +jet and dijet processes at the LHC*, *JHEP* **1210** (2012) 126, [[arXiv:1207.1640](#)].
- [62] T. T. Jouttenus, I. W. Stewart, F. J. Tackmann, and W. J. Waalewijn, *Jet mass spectra in Higgs boson plus one jet at next-to-next-to-leading logarithmic order*, *Phys.Rev.* **D88** (2013), no. 5 054031, [[arXiv:1302.0846](#)].
- [63] J. Thaler and K. Van Tilburg, *Identifying Boosted Objects with N -subjettiness*, *JHEP* **1103** (2011) 015, [[arXiv:1011.2268](#)].
- [64] J. Thaler and K. Van Tilburg, *Maximizing Boosted Top Identification by Minimizing N -subjettiness*, *JHEP* **1202** (2012) 093, [[arXiv:1108.2701](#)].
- [65] A. J. Larkoski, G. P. Salam, and J. Thaler, *Energy Correlation Functions for Jet Substructure*, *JHEP* **1306** (2013) 108, [[arXiv:1305.0007](#)].
- [66] A. J. Larkoski, I. Moulton, and D. Neill, *Power Counting to Better Jet Observables*, *JHEP* **1412** (2014) 009, [[arXiv:1409.6298](#)].
- [67] A. J. Larkoski, I. Moulton, and D. Neill, *Building a Better Boosted Top Tagger*, *Phys.Rev.* **D91** (2015), no. 3 034035, [[arXiv:1411.0665](#)].
- [68] L. G. Almeida, S. J. Lee, G. Perez, G. F. Sterman, I. Sung, et al., *Substructure of high- p_T Jets at the LHC*, *Phys.Rev.* **D79** (2009) 074017, [[arXiv:0807.0234](#)].
- [69] G. Soyez, G. P. Salam, J. Kim, S. Dutta, and M. Cacciari, *Pileup subtraction for jet shapes*, *Phys.Rev.Lett.* **110** (2013), no. 16 162001, [[arXiv:1211.2811](#)].
- [70] A. J. Larkoski and J. Thaler, *Unsafe but Calculable: Ratios of Angularities in Perturbative QCD*, *JHEP* **1309** (2013) 137, [[arXiv:1307.1699](#)].
- [71] A. J. Larkoski, S. Marzani, G. Soyez, and J. Thaler, *Soft Drop*, *JHEP* **1405** (2014) 146, [[arXiv:1402.2657](#)].
- [72] A. J. Larkoski and J. Thaler, *Aspects of jets at 100 TeV*, *Phys.Rev.* **D90** (2014), no. 3 034010, [[arXiv:1406.7011](#)].
- [73] A. J. Larkoski, S. Marzani, and J. Thaler, *Sudakov Safety in Perturbative QCD*, *Phys.Rev.* **D91** (2015), no. 11 111501, [[arXiv:1502.01719](#)].
- [74] A. J. Larkoski, I. Moulton, and D. Neill, *Toward Multi-Differential Cross Sections: Measuring Two Angularities on a Single Jet*, *JHEP* **1409** (2014) 046, [[arXiv:1401.4458](#)].
- [75] M. Procura, W. J. Waalewijn, and L. Zeune, *Resummation of Double-Differential Cross Sections and Fully-Unintegrated Parton Distribution Functions*, *JHEP* **1502** (2015) 117, [[arXiv:1410.6483](#)].
- [76] A. J. Larkoski, I. Moulton, and D. Neill, *Non-Global Logarithms, Factorization, and the Soft Substructure of Jets*, [[arXiv:1501.04596](#)].
- [77] C. W. Bauer, F. J. Tackmann, J. R. Walsh, and S. Zuberi, *Factorization and Resummation for Dijet Invariant Mass Spectra*, *Phys.Rev.* **D85** (2012) 074006, [[arXiv:1106.6047](#)].
- [78] M. Dasgupta and G. Salam, *Resummation of nonglobal QCD observables*, *Phys.Lett.* **B512** (2001) 323–330, [[hep-ph/0104277](#)].
- [79] C. W. Bauer, S. Fleming, D. Pirjol, and I. W. Stewart, *An Effective field theory for collinear and soft gluons: Heavy to light decays*, *Phys.Rev.* **D63** (2001) 114020, [[hep-ph/0011336](#)].

- [80] C. W. Bauer and I. W. Stewart, *Invariant operators in collinear effective theory*, *Phys.Lett.* **B516** (2001) 134–142, [[hep-ph/0107001](#)].
- [81] C. W. Bauer, D. Pirjol, and I. W. Stewart, *Soft collinear factorization in effective field theory*, *Phys.Rev.* **D65** (2002) 054022, [[hep-ph/0109045](#)].
- [82] C. W. Bauer, S. Fleming, D. Pirjol, I. Z. Rothstein, and I. W. Stewart, *Hard scattering factorization from effective field theory*, *Phys.Rev.* **D66** (2002) 014017, [[hep-ph/0202088](#)].
- [83] G. P. Korchemsky and G. F. Sterman, *Power corrections to event shapes and factorization*, *Nucl.Phys.* **B555** (1999) 335–351, [[hep-ph/9902341](#)].
- [84] G. Korchemsky and S. Tafat, *On power corrections to the event shape distributions in QCD*, *JHEP* **0010** (2000) 010, [[hep-ph/0007005](#)].
- [85] W. T. Giele, D. A. Kosower, and P. Z. Skands, *A simple shower and matching algorithm*, *Phys.Rev.* **D78** (2008) 014026, [[arXiv:0707.3652](#)].
- [86] W. Giele, D. Kosower, and P. Skands, *Higher-Order Corrections to Timelike Jets*, *Phys.Rev.* **D84** (2011) 054003, [[arXiv:1102.2126](#)].
- [87] A. Gehrmann-De Ridder, M. Ritzmann, and P. Z. Skands, *Timelike Dipole-Antenna Showers with Massive Fermions*, *Phys.Rev.* **D85** (2012) 014013, [[arXiv:1108.6172](#)].
- [88] M. Ritzmann, D. Kosower, and P. Skands, *Antenna Showers with Hadronic Initial States*, *Phys.Lett.* **B718** (2013) 1345–1350, [[arXiv:1210.6345](#)].
- [89] L. Hartgring, E. Laenen, and P. Skands, *Antenna Showers with One-Loop Matrix Elements*, *JHEP* **1310** (2013) 127, [[arXiv:1303.4974](#)].
- [90] A. J. Larkoski, J. J. Lopez-Villarejo, and P. Skands, *Helicity-Dependent Showers and Matching with VINCIA*, *Phys.Rev.* **D87** (2013), no. 5 054033, [[arXiv:1301.0933](#)].
- [91] G. Salam and D. Wicke, *Hadron masses and power corrections to event shapes*, *JHEP* **0105** (2001) 061, [[hep-ph/0102343](#)].
- [92] V. Mateu, I. W. Stewart, and J. Thaler, *Power Corrections to Event Shapes with Mass-Dependent Operators*, *Phys.Rev.* **D87** (2013), no. 1 014025, [[arXiv:1209.3781](#)].
- [93] M. Cacciari, G. P. Salam, and G. Soyez, *FastJet User Manual*, *Eur.Phys.J.* **C72** (2012) 1896, [[arXiv:1111.6097](#)].
- [94] “Fastjet contrib.” <http://fastjet.hepforge.org/contrib/>.
- [95] I. W. Stewart, F. J. Tackmann, and W. J. Waalewijn, *N-Jettiness: An Inclusive Event Shape to Veto Jets*, *Phys.Rev.Lett.* **105** (2010) 092002, [[arXiv:1004.2489](#)].
- [96] S. Brandt and H. Dahmen, *Axes and Scalar Measures of Two-Jet and Three-Jet Events*, *Z.Phys.* **C1** (1979) 61.
- [97] T. Sjostrand, S. Mrenna, and P. Z. Skands, *PYTHIA 6.4 Physics and Manual*, *JHEP* **0605** (2006) 026, [[hep-ph/0603175](#)].
- [98] T. Sjostrand, S. Mrenna, and P. Z. Skands, *A Brief Introduction to PYTHIA 8.1*, *Comput.Phys.Commun.* **178** (2008) 852–867, [[arXiv:0710.3820](#)].
- [99] M. Cacciari, G. P. Salam, and G. Soyez, *The Anti- $k(t)$ jet clustering algorithm*, *JHEP* **0804** (2008) 063, [[arXiv:0802.1189](#)].
- [100] A. J. Larkoski, D. Neill, and J. Thaler, *Jet Shapes with the Broadening Axis*, *JHEP* **1404** (2014) 017, [[arXiv:1401.2158](#)].

- [101] S. Catani, Y. L. Dokshitzer, M. Seymour, and B. Webber, *Longitudinally invariant K_t clustering algorithms for hadron hadron collisions*, *Nucl.Phys.* **B406** (1993) 187–224.
- [102] S. D. Ellis and D. E. Soper, *Successive combination jet algorithm for hadron collisions*, *Phys.Rev.* **D48** (1993) 3160–3166, [[hep-ph/9305266](#)].
- [103] Y. L. Dokshitzer, G. Leder, S. Moretti, and B. Webber, *Better jet clustering algorithms*, *JHEP* **9708** (1997) 001, [[hep-ph/9707323](#)].
- [104] M. Wobisch and T. Wengler, *Hadronization corrections to jet cross-sections in deep inelastic scattering*, [[hep-ph/9907280](#)].
- [105] M. Wobisch, *Measurement and QCD analysis of jet cross-sections in deep inelastic positron proton collisions at $\sqrt{s} = 300$ GeV*, 2000.
- [106] R. Appleby and M. Seymour, *Nonglobal logarithms in interjet energy flow with k_t clustering requirement*, *JHEP* **0212** (2002) 063, [[hep-ph/0211426](#)].
- [107] A. Banfi and M. Dasgupta, *Problems in resumming interjet energy flows with k_t clustering*, *Phys.Lett.* **B628** (2005) 49–56, [[hep-ph/0508159](#)].
- [108] R. Kelley, J. R. Walsh, and S. Zuberi, *Abelian Non-Global Logarithms from Soft Gluon Clustering*, *JHEP* **1209** (2012) 117, [[arXiv:1202.2361](#)].
- [109] S. D. Ellis, C. K. Vermilion, J. R. Walsh, A. Hornig, and C. Lee, *Jet Shapes and Jet Algorithms in SCET*, *JHEP* **1011** (2010) 101, [[arXiv:1001.0014](#)].
- [110] S. Fleming, A. H. Hoang, S. Mantry, and I. W. Stewart, *Top Jets in the Peak Region: Factorization Analysis with NLL Resummation*, *Phys.Rev.* **D77** (2008) 114003, [[arXiv:0711.2079](#)].
- [111] R. Kelley, M. D. Schwartz, R. M. Schabinger, and H. X. Zhu, *Jet Mass with a Jet Veto at Two Loops and the Universality of Non-Global Structure*, *Phys.Rev.* **D86** (2012) 054017, [[arXiv:1112.3343](#)].
- [112] A. Hornig, C. Lee, J. R. Walsh, and S. Zuberi, *Double Non-Global Logarithms In-N-Out of Jets*, *JHEP* **1201** (2012) 149, [[arXiv:1110.0004](#)].
- [113] Z. Nagy and Z. Trocsanyi, *Next-to-leading order calculation of four jet shape variables*, *Phys.Rev.Lett.* **79** (1997) 3604–3607, [[hep-ph/9707309](#)].
- [114] Z. Nagy and Z. Trocsanyi, *Next-to-leading order calculation of four jet observables in electron positron annihilation*, *Phys.Rev.* **D59** (1999) 014020, [[hep-ph/9806317](#)].
- [115] Z. Nagy, *Three jet cross-sections in hadron hadron collisions at next-to-leading order*, *Phys.Rev.Lett.* **88** (2002) 122003, [[hep-ph/0110315](#)].
- [116] Z. Nagy and Z. Trocsanyi, *Multijet cross-sections in deep inelastic scattering at next-to-leading order*, *Phys.Rev.Lett.* **87** (2001) 082001, [[hep-ph/0104315](#)].
- [117] Z. Nagy, *Next-to-leading order calculation of three jet observables in hadron hadron collision*, *Phys.Rev.* **D68** (2003) 094002, [[hep-ph/0307268](#)].
- [118] A. V. Manohar and I. W. Stewart, *The Zero-Bin and Mode Factorization in Quantum Field Theory*, *Phys.Rev.* **D76** (2007) 074002, [[hep-ph/0605001](#)].
- [119] P. Pietrulewicz, *Factorization and resummation for generic jet hierarchies*, *SCET Conference* (2015).
- [120] F. J. Tackmann, W. J. Waalewijn, and P. Pietrulewicz, *Forthcoming*, .

- [121] N. Fischer, S. Gieseke, S. Plätzer, and P. Skands, *Revisiting radiation patterns in e^+e^- collisions*, *Eur.Phys.J.* **C74** (2014), no. 4 2831, [[arXiv:1402.3186](#)].
- [122] **OPAL** Collaboration, N. Fischer, S. Gieseke, S. Kluth, S. Plätzer, and P. Skands, *Measurement of observables sensitive to coherence effects in hadronic Z decays with the OPAL detector at LEP*, [arXiv:1505.01636](#).
- [123] A. Buckley, J. Butterworth, S. Gieseke, D. Grellscheid, S. Hoche, et al., *General-purpose event generators for LHC physics*, *Phys.Rept.* **504** (2011) 145–233, [[arXiv:1101.2599](#)].
- [124] P. Skands, *Introduction to QCD*, [arXiv:1207.2389](#).
- [125] M. H. Seymour and M. Marx, *Monte Carlo Event Generators*, [arXiv:1304.6677](#).
- [126] S. Gieseke, *Simulation of jets at colliders*, *Prog.Part.Nucl.Phys.* **72** (2013) 155–205.
- [127] S. Höche, *Introduction to parton-shower event generators*, [arXiv:1411.4085](#).
- [128] T. Gleisberg, S. Hoeche, F. Krauss, A. Schalicke, S. Schumann, et al., *SHERPA 1. alpha: A Proof of concept version*, *JHEP* **0402** (2004) 056, [[hep-ph/0311263](#)].
- [129] T. Gleisberg, S. Hoeche, F. Krauss, M. Schonherr, S. Schumann, et al., *Event generation with SHERPA 1.1*, *JHEP* **0902** (2009) 007, [[arXiv:0811.4622](#)].
- [130] L. Lonnblad, *ARIADNE version 4: A Program for simulation of QCD cascades implementing the color dipole model*, *Comput.Phys.Commun.* **71** (1992) 15–31.
- [131] S. Höche and S. Prestel, *The midpoint between dipole and parton showers*, [arXiv:1506.05057](#).
- [132] G. Marchesini, B. Webber, G. Abbiendi, I. Knowles, M. Seymour, et al., *HERWIG: A Monte Carlo event generator for simulating hadron emission reactions with interfering gluons. Version 5.1 - April 1991*, *Comput.Phys.Commun.* **67** (1992) 465–508.
- [133] G. Corcella, I. Knowles, G. Marchesini, S. Moretti, K. Odagiri, et al., *HERWIG 6: An Event generator for hadron emission reactions with interfering gluons (including supersymmetric processes)*, *JHEP* **0101** (2001) 010, [[hep-ph/0011363](#)].
- [134] G. Corcella, I. Knowles, G. Marchesini, S. Moretti, K. Odagiri, et al., *HERWIG 6.5 release note*, [hep-ph/0210213](#).
- [135] M. Bahr, S. Gieseke, M. Gigg, D. Grellscheid, K. Hamilton, et al., *Herwig++ Physics and Manual*, *Eur.Phys.J.* **C58** (2008) 639–707, [[arXiv:0803.0883](#)].
- [136] S. Plätzer and S. Gieseke, *Dipole Showers and Automated NLO Matching in Herwig++*, *Eur.Phys.J.* **C72** (2012) 2187, [[arXiv:1109.6256](#)].
- [137] J. Alwall, R. Frederix, S. Frixione, V. Hirschi, F. Maltoni, et al., *The automated computation of tree-level and next-to-leading order differential cross sections, and their matching to parton shower simulations*, *JHEP* **1407** (2014) 079, [[arXiv:1405.0301](#)].
- [138] S. Plätzer and S. Gieseke, *Coherent Parton Showers with Local Recoils*, *JHEP* **1101** (2011) 024, [[arXiv:0909.5593](#)].
- [139] E. Farhi, *A QCD Test for Jets*, *Phys.Rev.Lett.* **39** (1977) 1587–1588.
- [140] P. E. Rakow and B. Webber, *Transverse Momentum Moments of Hadron Distributions in QCD Jets*, *Nucl.Phys.* **B191** (1981) 63.
- [141] R. K. Ellis and B. Webber, *QCD Jet Broadening in Hadron Hadron Collisions*, *Conf.Proc.* **C860623** (1986) 74.

- [142] S. Catani, G. Turnock, and B. Webber, *Jet broadening measures in e^+e^- annihilation*, *Phys.Lett.* **B295** (1992) 269–276.
- [143] G. Parisi, *Super Inclusive Cross-Sections*, *Phys.Lett.* **B74** (1978) 65.
- [144] J. F. Donoghue, F. Low, and S.-Y. Pi, *Tensor Analysis of Hadronic Jets in Quantum Chromodynamics*, *Phys.Rev.* **D20** (1979) 2759.
- [145] R. K. Ellis, D. Ross, and A. Terrano, *The Perturbative Calculation of Jet Structure in e^+e^- Annihilation*, *Nucl.Phys.* **B178** (1981) 421.
- [146] M. Dasgupta and G. P. Salam, *Accounting for coherence in interjet $E(t)$ flow: A Case study*, *JHEP* **0203** (2002) 017, [[hep-ph/0203009](#)].
- [147] F. J. Tackmann, J. R. Walsh, and S. Zuberi, *Resummation Properties of Jet Vetoes at the LHC*, *Phys.Rev.* **D86** (2012) 053011, [[arXiv:1206.4312](#)].
- [148] M. Dasgupta, F. Dreyer, G. P. Salam, and G. Soyez, *Small-radius jets to all orders in QCD*, *JHEP* **1504** (2015) 039, [[arXiv:1411.5182](#)].
- [149] S. Bosch, B. Lange, M. Neubert, and G. Paz, *Factorization and shape function effects in inclusive B meson decays*, *Nucl.Phys.* **B699** (2004) 335–386, [[hep-ph/0402094](#)].
- [150] A. H. Hoang and I. W. Stewart, *Designing gapped soft functions for jet production*, *Phys.Lett.* **B660** (2008) 483–493, [[arXiv:0709.3519](#)].
- [151] Z. Ligeti, I. W. Stewart, and F. J. Tackmann, *Treating the b quark distribution function with reliable uncertainties*, *Phys.Rev.* **D78** (2008) 114014, [[arXiv:0807.1926](#)].
- [152] R. Akhouri and V. I. Zakharov, *On the universality of the leading, $1/Q$ power corrections in QCD*, *Phys.Lett.* **B357** (1995) 646–652, [[hep-ph/9504248](#)].
- [153] Y. L. Dokshitzer and B. Webber, *Calculation of power corrections to hadronic event shapes*, *Phys.Lett.* **B352** (1995) 451–455, [[hep-ph/9504219](#)].
- [154] C. Lee and G. F. Sterman, *Universality of nonperturbative effects in event shapes*, *eConf* **C0601121** (2006) A001, [[hep-ph/0603066](#)].
- [155] C. Lee, *Universal nonperturbative effects in event shapes from soft-collinear effective theory*, *Mod.Phys.Lett.* **A22** (2007) 835–851, [[hep-ph/0703030](#)].
- [156] I. W. Stewart, F. J. Tackmann, and W. J. Waalewijn, *Dissecting Soft Radiation with Factorization*, *Phys.Rev.Lett.* **114** (2015), no. 9 092001, [[arXiv:1405.6722](#)].
- [157] M. Beneke, *Renormalons*, *Phys.Rept.* **317** (1999) 1–142, [[hep-ph/9807443](#)].
- [158] E. Gardi, *Perturbative and nonperturbative aspects of moments of the thrust distribution in e^+e^- annihilation*, *JHEP* **0004** (2000) 030, [[hep-ph/0003179](#)].
- [159] A. Hornig, C. Lee, and G. Ovanessian, *Effective Predictions of Event Shapes: Factorized, Resummed, and Gapped Angularity Distributions*, *JHEP* **0905** (2009) 122, [[arXiv:0901.3780](#)].
- [160] **L3** Collaboration, P. Achard et al., *Studies of hadronic event structure in e^+e^- annihilation from 30-GeV to 209-GeV with the L3 detector*, *Phys.Rept.* **399** (2004) 71–174, [[hep-ex/0406049](#)].
- [161] T. Gehrmann, M. Jaquier, and G. Luisoni, *Hadronization effects in event shape moments*, *Eur.Phys.J.* **C67** (2010) 57–72, [[arXiv:0911.2422](#)].

- [162] R. Abbate, M. Fickinger, A. H. Hoang, V. Mateu, and I. W. Stewart, *Thrust at N^3LL with Power Corrections and a Precision Global Fit for $\alpha_s(m_Z)$* , *Phys.Rev.* **D83** (2011) 074021, [[arXiv:1006.3080](#)].
- [163] R. Abbate, M. Fickinger, A. H. Hoang, V. Mateu, and I. W. Stewart, *Precision Thrust Cumulant Moments at N^3LL* , *Phys.Rev.* **D86** (2012) 094002, [[arXiv:1204.5746](#)].
- [164] A. H. Hoang, D. W. Kolodrubetz, V. Mateu, and I. W. Stewart, *C -parameter distribution at N^3LL including power corrections*, *Phys.Rev.* **D91** (2015), no. 9 094017, [[arXiv:1411.6633](#)].
- [165] A. H. Hoang, D. W. Kolodrubetz, V. Mateu, and I. W. Stewart, *Precise determination of α_s from the C -parameter distribution*, *Phys.Rev.* **D91** (2015), no. 9 094018, [[arXiv:1501.04111](#)].
- [166] I. W. Stewart, F. J. Tackmann, and W. J. Waalewijn, *Factorization at the LHC: From PDFs to Initial State Jets*, *Phys.Rev.* **D81** (2010) 094035, [[arXiv:0910.0467](#)].
- [167] X. Liu and F. Petriello, *Resummation of jet-veto logarithms in hadronic processes containing jets*, *Phys.Rev.* **D87** (2013), no. 1 014018, [[arXiv:1210.1906](#)].
- [168] X. Liu and F. Petriello, *Reducing theoretical uncertainties for exclusive Higgs-boson plus one-jet production at the LHC*, *Phys.Rev.* **D87** (2013), no. 9 094027, [[arXiv:1303.4405](#)].
- [169] J. Talbert, *Automated Calculations of Dijet Soft Functions*, *SCET Conference* (2015).
- [170] R. Boughezal, X. Liu, and F. Petriello, *N -jettiness soft function at next-to-next-to-leading order*, *Phys.Rev.* **D91** (2015), no. 9 094035, [[arXiv:1504.02540](#)].
- [171] A. Banfi, G. Marchesini, and G. Smye, *Away from jet energy flow*, *JHEP* **0208** (2002) 006, [[hep-ph/0206076](#)].
- [172] H. Weigert, *Nonglobal jet evolution at finite $N(c)$* , *Nucl.Phys.* **B685** (2004) 321–350, [[hep-ph/0312050](#)].
- [173] Y. Hatta and T. Ueda, *Resummation of non-global logarithms at finite N_c* , *Nucl.Phys.* **B874** (2013) 808–820, [[arXiv:1304.6930](#)].
- [174] S. Caron-Huot, *Resummation of non-global logarithms and the BFKL equation*, [[arXiv:1501.03754](#)].
- [175] R. Boughezal, C. Focke, W. Giele, X. Liu, and F. Petriello, *Higgs boson production in association with a jet using jettiness subtraction*, *Phys.Lett.* **B748** (2015) 5–8, [[arXiv:1505.03893](#)].
- [176] R. Boughezal, C. Focke, X. Liu, and F. Petriello, *W -boson production in association with a jet at next-to-next-to-leading order in perturbative QCD*, [[arXiv:1504.02131](#)].
- [177] J. Gaunt, M. Stahlhofen, F. J. Tackmann, and J. R. Walsh, *N -jettiness Subtractions for NNLO QCD Calculations*, [[arXiv:1505.04794](#)].
- [178] R. Boughezal, F. Caola, K. Melnikov, F. Petriello, and M. Schulze, *Higgs Boson Production in Association with a Jet at Next-to-Next-to-Leading Order*, [[arXiv:1504.07922](#)].
- [179] A. J. Larkoski, F. Maltoni, and M. Selvaggi, *Tracking down hyper-boosted top quarks*, *JHEP* **1506** (2015) 032, [[arXiv:1503.03347](#)].
- [180] S. Fleming, A. H. Hoang, S. Mantry, and I. W. Stewart, *Jets from massive unstable particles: Top-mass determination*, *Phys.Rev.* **D77** (2008) 074010, [[hep-ph/0703207](#)].

- [181] I. W. Stewart and C. W. Bauer, “Lectures on the soft-collinear effective theory.”
http://ocw.mit.edu/courses/physics/8-851-effective-field-theory-spring-2013/lecture-notes/MIT8_851S13_sctetnotes.pdf.
- [182] T. Becher, A. Broggio, and A. Ferroglia, *Introduction to Soft-Collinear Effective Theory*,
[arXiv:1410.1892](#).
- [183] T. T. Jouttenus, I. W. Stewart, F. J. Tackmann, and W. J. Waalewijn, *The Soft Function for Exclusive N-Jet Production at Hadron Colliders*, *Phys.Rev.* **D83** (2011) 114030,
[\[arXiv:1102.4344\]](#).
- [184] M. Ritzmann and W. J. Waalewijn, *Fragmentation in Jets at NNLO*, *Phys.Rev.* **D90** (2014) 054029, [\[arXiv:1407.3272\]](#).
- [185] N. Sveshnikov and F. Tkachov, *Jets and quantum field theory*, *Phys.Lett.* **B382** (1996) 403–408, [\[hep-ph/9512370\]](#).
- [186] G. P. Korchemsky, G. Oderda, and G. F. Sterman, *Power corrections and nonlocal operators*, *AIP Conf.Proc.* **407** (1997) 988, [\[hep-ph/9708346\]](#).
- [187] C. Lee and G. F. Sterman, *Momentum Flow Correlations from Event Shapes: Factorized Soft Gluons and Soft-Collinear Effective Theory*, *Phys.Rev.* **D75** (2007) 014022,
[\[hep-ph/0611061\]](#).
- [188] C. W. Bauer, S. P. Fleming, C. Lee, and G. F. Sterman, *Factorization of $e+e^-$ Event Shape Distributions with Hadronic Final States in Soft Collinear Effective Theory*, *Phys.Rev.* **D78** (2008) 034027, [\[arXiv:0801.4569\]](#).
- [189] C. W. Bauer, C. Lee, A. V. Manohar, and M. B. Wise, *Enhanced nonperturbative effects in Z decays to hadrons*, *Phys.Rev.* **D70** (2004) 034014, [\[hep-ph/0309278\]](#).
- [190] A. V. Manohar, *Deep inelastic scattering as $x \rightarrow 1$ using soft collinear effective theory*, *Phys.Rev.* **D68** (2003) 114019, [\[hep-ph/0309176\]](#).
- [191] D. A. Kosower and P. Uwer, *One loop splitting amplitudes in gauge theory*, *Nucl.Phys.* **B563** (1999) 477–505, [\[hep-ph/9903515\]](#).
- [192] S. Catani and M. Seymour, *The Dipole formalism for the calculation of QCD jet cross-sections at next-to-leading order*, *Phys.Lett.* **B378** (1996) 287–301, [\[hep-ph/9602277\]](#).
- [193] S. Catani and M. Seymour, *A General algorithm for calculating jet cross-sections in NLO QCD*, *Nucl.Phys.* **B485** (1997) 291–419, [\[hep-ph/9605323\]](#).
- [194] T. Huber and D. Maitre, *HypExp: A Mathematica package for expanding hypergeometric functions around integer-valued parameters*, *Comput.Phys.Commun.* **175** (2006) 122–144,
[\[hep-ph/0507094\]](#).
- [195] T. Huber and D. Maitre, *HypExp 2, Expanding Hypergeometric Functions about Half-Integer Parameters*, *Comput.Phys.Commun.* **178** (2008) 755–776, [\[arXiv:0708.2443\]](#).
- [196] W. Giele and E. N. Glover, *Higher order corrections to jet cross-sections in e^+e^- annihilation*, *Phys.Rev.* **D46** (1992) 1980–2010.
- [197] F. A. Berends and W. Giele, *Multiple Soft Gluon Radiation in Parton Processes*, *Nucl.Phys.* **B313** (1989) 595.
- [198] S. Catani and M. Grazzini, *The soft gluon current at one loop order*, *Nucl.Phys.* **B591** (2000) 435–454, [\[hep-ph/0007142\]](#).

- [199] C. Duhr and T. Gehrmann, *The two-loop soft current in dimensional regularization*, *Phys.Lett.* **B727** (2013) 452–455, [[arXiv:1309.4393](#)].
- [200] Y. Li and H. X. Zhu, *Single soft gluon emission at two loops*, *JHEP* **1311** (2013) 080, [[arXiv:1309.4391](#)].
- [201] G. Altarelli, R. K. Ellis, and G. Martinelli, *Large Perturbative Corrections to the Drell-Yan Process in QCD*, *Nucl.Phys.* **B157** (1979) 461.
- [202] T. Matsuura, S. van der Marck, and W. van Neerven, *The Calculation of the Second Order Soft and Virtual Contributions to the Drell-Yan Cross-Section*, *Nucl.Phys.* **B319** (1989) 570.
- [203] L. G. Almeida, S. D. Ellis, C. Lee, G. Sterman, I. Sung, et al., *Comparing and counting logs in direct and effective methods of QCD resummation*, *JHEP* **1404** (2014) 174, [[arXiv:1401.4460](#)].
- [204] A. Banfi, G. P. Salam, and G. Zanderighi, *Principles of general final-state resummation and automated implementation*, *JHEP* **0503** (2005) 073, [[hep-ph/0407286](#)].
- [205] A. Banfi, H. McAslan, P. F. Monni, and G. Zanderighi, *A general method for the resummation of event-shape distributions in e^+e^- annihilation*, *JHEP* **1505** (2015) 102, [[arXiv:1412.2126](#)].
- [206] Y. Sakaki, *Evolution variable dependence of jet substructure*, [arXiv:1506.04811](#).