

Graph states of prime-power dimension from generalized CNOT quantum circuit

Lin Chen

*School of Mathematics and Systems Science, Beihang University, Beijing 100191, China and
International Research Institute for Multidisciplinary Science, Beihang University, Beijing 100191, China*

D. L. Zhou*

*Beijing National Laboratory for Condensed Matter Physics,
and Institute of Physics, Chinese Academy of Sciences, Beijing 100190, China*

(Dated: September 30, 2018)

We construct multipartite graph states whose dimension is the power of a prime number. This is realized by the finite field, as well as the generalized controlled-NOT quantum circuit acting on two qudits. We propose the standard form of graph states up to local unitary transformations and particle permutations. The form greatly simplifies the classification of graph states as we illustrate up to five qudits. We also show that some graph states are multipartite maximally entangled states in the sense that any bipartite of the system produces a bipartite maximally entangled state. We further prove that 4-partite maximally entangled states exist when the dimension is an odd number at least three or a multiple of four.

PACS numbers: 03.65.Ud, 03.67.Mn

I. INTRODUCTION

Maximal entanglement is the key ingredient in quantum teleportation, computing and the violation of Bell inequality. The maximally entangled state of two qubits can be created by controlled-phase gate or controlled-not (CNOT) gate. In this sense, they have the same power to create entanglement. In fact, the two gates are related by local Hadamard gates. As we know, only one type of two-qubit unitary gates and single qubit gates are enough to build a universal quantum circuit. A natural idea is to use those gates to generate maximally entangled states in many qubit case [1–3]. The graph states and cluster states are generated by applying two-qubit phase gates to an initially product state [4]. Single-qubit gates are not involved in the generation. So the quantum circuit to create graph states is composed of pure control phase gates. The graph states and continuous-variable cluster states are constructed to study one-way quantum computing [4–7]. They are useful for self-testing of nonlocal correlations [8] and their entanglement can be effectively evaluated by the Schmidt measure [9], relative entropy of entanglement and the geometric measure of entanglement [10, 11]. Recently the graph states have been generalized to prime dimensions even in continuous variables, in terms of the encoding circuit and Hadamard matrices [12] and quantum codes and stabilizers [13].

In this paper we study the multi-qudit graph state when the dimension $d = p^m$ is a power of a prime number p . It ensures the existence of finite field structure, and at the same time generalizes [12]. With the aid of the structure, generalized CNOT gates are defined naturally. A general N qudit state generated by a quantum circuit

is constructed in Eq. (22). To simplify this state, we propose a standard form of multiqubit state in Eq. (23). Our first main result is Theorem 1, stating that the above two families are equivalent up to local unitary transformations and particle permutations. We also propose the dual graph state of the standard form in (28), and show that they are equivalent under local unitary transformation in Theorem 2. It further simplifies the structure of multi-qudit graph states, and we classify them up to five parties.

Our main task is to find out the maximally entangled state generated by the quantum circuit composed by pure generalized CNOT gates. The task induces another relative problem: what states are called maximally entangled states of many-qudit system? To avoid confusion, let us constrain our discussions in many-qudit pure states. The basic requirement for a many-qudit state being maximally entangled satisfies that subsystem is entangled with the other, and any single qudit is maximally entangled with the other. We can further introduce that the many-qudit state is a maximally entangled state if any bipartite of systems produces a bipartite maximally entangled state [1–3]. We will show that some graph states are multipartite maximally entangled states. We further prove that 4-partite maximally entangled states exist when the dimension is an odd number at least three or a multiple of four. This is another main result in our paper, as stated in Theorem 3. These results imply that the maximal entanglement is universal in high dimensions. We also construct a connection between maximal entanglement and the entropy problem recently proposed in [14].

This paper is organized as follows. In Sec. II, we will introduce the generalized CNOT in the qudit case with the aid of the structure of finite field, and then a quantum circuit composed pure generalized CNOT gates is given. In Sec. III, we prove that only bipartite graph states can

* zhou72@iphy.ac.cn

be generalized from the quantum circuit of pure generalized CNOT gates. In Sec. IV, we analyze the maximal entanglement of these states. Finally, we give a summary of our results and open problems in Sec. V.

II. QUANTUM CIRCUIT OF PURE GENERALIZED CNOT GATES

In this section we construct the generalized CNOT gates by two one-qudit operations $A(a_m)$ and $D(a_m)$ defined in Sec. II A. They are mathematically realized by the known finite field and the commutation relations in Sec. II B. To illustrate the relations we construct Fig. 1. Using the CNOT gates we construct the quantum circuit in Sec. II C, and give an explicit example in Fig. 2. We will introduce a standard form of N -qudit graph state on finite field in (23), and show that any graph state is equivalent to the standard form up to local unitary transformations and particle permutations. To obtain a simpler classification of such states we propose Theorem 2 and demonstrate it by states up to five systems respectively in Fig. 4 to 7.

A. finite field and generalized CNOT gates

As is well known, when d is the power of a prime number, i.e.,

$$d = p^n, \quad (1)$$

where p is prime, and n is a positive integer, there is a field F_d . Note that the field F_d is unique up to isomorphism. The elements of the Field F_d are denoted as $\{a_i, i \in \{0, 1, \dots, d-1\}\}$, where $a_0 \equiv 0$ and $a_1 \equiv 1$ are the units for the sum and the product operations respectively.

We introduce a d -dimensional Hilbert space H_d with a natural orthonormal basis $\{|a_i\rangle\}$. With the aid of the sum and product operations in the field, two classes of basic one-qudit operations are defined

$$A(a_m)|a_i\rangle = |a_i + a_m\rangle, \quad (2)$$

$$D(a_m)|a_i\rangle = |a_m a_i\rangle. \quad (3)$$

Obviously, the operation $A(a_m)$ is unitary for any m . If $a_m \neq 0$, then $D(a_m)$ is also unitary.

Since F_d is an Abelian group under the operation $+$, then we have

$$A(a_m)|s\rangle = |s\rangle, \quad (4)$$

where

$$|s\rangle = \frac{1}{\sqrt{d}} \sum_i |a_i\rangle. \quad (5)$$

We introduce the generalized CNOT gate from qudit m to qudit n labeled by a_k defined by

$$C_{mn}(a_k)|a_i\rangle_m|a_j\rangle_n = |a_i\rangle_m|a_j + a_i a_k\rangle_n, \quad (6)$$

where qudit m is the control qudit, and qudit n is the target qudit.

First, we notice that

$$C_{mn}(a_k)|s, a_j\rangle_{mn} = A_n(a_j)D_n(a_k)|B\rangle_{mn}, \quad (7)$$

where

$$|B\rangle_{mn} = \frac{1}{\sqrt{d}} \sum_i |a_i, a_i\rangle_{mn}. \quad (8)$$

In addition, when $d = 2$ and $a_k = 1$, the gate $C_{mn}(1)$ is the CNOT gate. Therefore any $C_{mn}(a_k)$ with $a_k \neq 0$ is a generalized CNOT gate, which can generate the two-qudit maximal entangled state from a separable state.

B. Commutation relations for related unitary transformations

Before simplifying the above quantum circuit and investigating the properties of the generated states, let us first calculate the basic commutation relations for related unitary transformations widely used throughout the paper. The proof of these relations will be given in Appendix A.

1. One qudit case

According to the definitions given in Eq. (2) and Eq. (3), we have

$$A_m(a_i)A_m(a_j) = A_m(a_i + a_j), \quad (9)$$

$$D_m(a_i)D_m(a_j) = D_m(a_i a_j). \quad (10)$$

The commutation relations between A_m and D_m are

$$D_m(a_i)A_m(a_j) = A_m(a_i a_j)D_m(a_i). \quad (11)$$

In addition, we also have

$$A_m(0) = D_m(1) = I_m. \quad (12)$$

2. Two-qudit case

The first set of relations are

$$C_{mn}(a_i)A_m(a_j) = A_n(a_i a_j)A_m(a_j)C_{mn}(a_i), \quad (13)$$

$$C_{mn}(a_i)A_n(a_j) = A_n(a_j)C_{mn}(a_i), \quad (14)$$

$$C_{mn}(a_i)D_m(a_j) = D_m(a_j)C_{mn}(a_j a_i), \quad (15)$$

$$C_{mn}(a_i)D_n(a_j) = D_n(a_j)C_{mn}(a_j^{-1} a_i). \quad (16)$$

The second set of relations includes two equations. The first equation is

$$C_{mn}(a_i)C_{mn}(a_j) = C_{mn}(a_i + a_j), \quad (17)$$

which is easy to prove but important in simplifying our graph states.

The second equation is

$$\begin{aligned}
& C_{mn}(a_i)C_{nm}(a_j) \\
&= \begin{cases} D_m(A^{-1})D_n(A)C_{nm}(Aa_j)C_{mn}(A^{-1}a_i) & \text{if } A \neq 0, \\ W_{mn}D_m(a_i)D_n(a_j)C_{mn}(a_j^{-1}), & \text{if } A = 0, \end{cases} \quad (18)
\end{aligned}$$

where $A = 1 + a_i a_j$, W_{mn} is the swap gate between the qudits m and n .

3. Three-qudit case

The relations for three qudits are given by

$$C_{mn}(a_i)C_{ml}(a_j) = C_{ml}(a_j)C_{mn}(a_i), \quad (19)$$

$$C_{mn}(a_i)C_{ln}(a_j) = C_{ln}(a_j)C_{mn}(a_i), \quad (20)$$

$$C_{nl}(a_j)C_{mn}(a_i) = C_{ml}(a_i a_j)C_{mn}(a_i)C_{nl}(a_j). \quad (21)$$

Here we use two circuits to represent Eq. (21) as shown in Fig. 1.

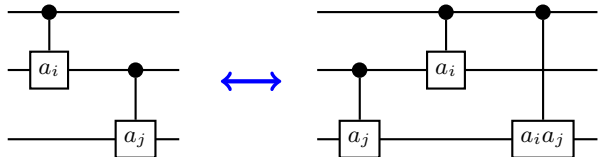


Figure 1: Circuit representation of Eq. (21)

C. Quantum circuit based on controlled gates

Since a controlled gate can generate a two-qudit maximally entangled state, and a two-qudit gate is enough to entangle a complex quantum circuit, a natural generalization is to apply the controlled gates to generate many-qudit maximally entangled state in a quantum circuit.

A quantum circuit based on the controlled gates $C_{mn}(a_k)$ is an N -qudit circuit with a series of controlled gates operating on, see an example as shown in Fig. 2. A general N qudit ($d = p^m$) state generated by a quantum circuit is

$$|G\rangle = \otimes_{\tau} C_{m_{\tau}n_{\tau}}(b_{\tau}) \otimes_i |c_i\rangle_i, \quad (22)$$

where $c_i \in \{s, 0\}$, $b_{\tau} \in F_d$, $\tau \in \{1, 2, \dots, M\}$ with M being the number of the controlled gates, and $(m_{\tau}, n_{\tau}) \in \{1, 2, \dots, N\}$.

A central problem is to investigate the possible types of entangled states through a series of the above controlled operations with some given initial states.

The difficulties in simplifying the circuit lies in the facts that the number of controlled gates M may be very large, and these controlled gates do not commute with each other in general.

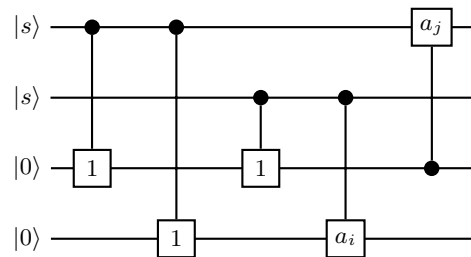


Figure 2: A quantum circuit to generate 4-qudit graph state.

III. GRAPH STATE ON FINITE FIELD

According to the initial state of an N -qudit circuit state in Eq. (22), we divide the N qudits into two sets: the set of qudits with the initial state $|s\rangle$ and the set of qudits with the initial state $|0\rangle$, denoted as S and O respectively.

Now we introduce a standard form of N -qudit graph state on finite field as

$$\prod_{i \in S, j \in O} C_{ij}(b_{ij}) |S\rangle, \quad (23)$$

where $b_{ij} \in F_d$, and

$$|S\rangle = \otimes_{i \in S} |s\rangle_i \otimes_{j \in O} |0\rangle_j. \quad (24)$$

This state is called a graph state because the time ordering of the controlled gates is unrelated, and it is can be represented as a directional bipartite graph. An example of a graph state for $N = 7$ and the set $S = \{1, 2, 3\}$ is demonstrated in Fig. 3.

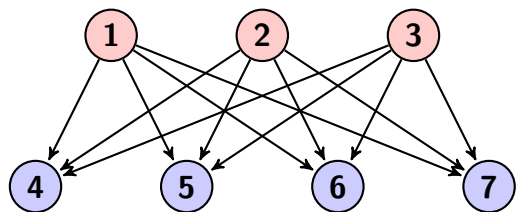


Figure 3: A bipartite graph state with $N = 7$ and $S = \{1, 2, 3\}$, and the labels $\{b_{ij}\}$ are omitted.

One of our central results is the following theorem:

Theorem 1. *Any state in Eq. (22) is equivalent to the standard form in Eq. (23) up to local unitary transformations and particle permutations.*

A direct way to prove the above theorem is to show a state in the standard form under the action of any generalized CNOT gate will still be a standard one. More

precisely, we only need to show

$$\begin{aligned} & C_{mn}(a_r) \prod_{i \in S, j \in O} C_{ij}(b_{ij}) |S\rangle \\ &= W \prod_{k=1}^N D(c_k) \prod_{i \in S, j \in O} C_{ij}(d_{ij}) |S\rangle, \end{aligned} \quad (25)$$

where $m, n \in \{1, 2, \dots, N\}$ and $a_r, b_{ij}, c_k, d_{ij} \in F_d$. In fact, this can be proved by directly applying the commutation relations given in the last section.

Here we give another more concise proof.

Proof. Let the initial state $|S\rangle$ be $|s\rangle^{\otimes k} |0\rangle^{\otimes(N-k)}$ with $k \in [1, N-1]$. Any graph state can be expressed as

$$\begin{aligned} & |G\rangle \\ &= \left(\otimes_{\alpha=1}^M C_{m_\alpha n_\alpha}(b_\alpha) \right) \\ & \quad \left(d^{-k/2} \sum_{j_1, \dots, j_k} |a_{j_1}, \dots, a_{j_k}\rangle |0\rangle^{\otimes(N-k)} \right) \\ &= d^{-k/2} \sum_{j_1, \dots, j_k} \left| \sum_{i=1}^k c_{i,1} a_{j_i} \right\rangle \otimes \cdots \otimes \left| \sum_{i=1}^k c_{i,N} a_{j_i} \right\rangle, \end{aligned} \quad (26)$$

where $c_{i,q} \in \mathbf{F}_d$, and the $k \times N$ matrix $[c_{i,q}]$ has rank k . Up to the permutation of vertices, we may assume that the first k column vectors in $[c_{i,q}]$ are linearly independent. So there are elements $b_{1,1}, \dots, b_{k,N} \in \mathbf{F}_d$ such that

$$\begin{aligned} |G\rangle &= \otimes_{j=1}^k \otimes_{l=k+1}^N C_{j,l}(b_{j,l}) \\ & \quad d^{-k/2} \sum_{j_1, \dots, j_k} \left| \sum_{i=1}^k c_{i,1} a_{j_i} \right\rangle_1 \otimes \cdots \\ & \quad \otimes \left| \sum_{i=1}^k c_{i,k} a_{j_i} \right\rangle_k \otimes |0\rangle_{k+1} \otimes \cdots \otimes |0\rangle_N \\ &= (\otimes_{j=1}^k \otimes_{l=k+1}^N C_{j,l}(b_{j,l}) |s\rangle^{\otimes k} |0\rangle^{\otimes(N-k)}). \end{aligned} \quad (27)$$

Hence we can generate $|G\rangle$ by performing the bidirectional gate $(\otimes_{j=1}^k \otimes_{l=k+1}^N C_{j,l}(b_{j,l}))$ on the initial state $|s\rangle^{\otimes k} |0\rangle^{\otimes(N-k)}$. The time order of the gates $C_{j,l}(b_{j,l})$ is random, because they commute. This completes the proof. \square

The main conclusion from the above theorem is that up to local unitary transformations and particle permutations all the states generated by the controlled gate circuit are the directional bipartite graph states, and the graph contains only the edges from $|s\rangle$ to $|0\rangle$, which greatly simplifies our investigations on possible types of entanglement created by the controlled gate circuit.

The dual graph state for the graph state specified by Eq. (23) and Eq. (24) is

$$\prod_{i \in O, j \in S} C_{ij}(b_{ji}) |O\rangle, \quad (28)$$

where

$$|O\rangle = \otimes_{i \in O} |s\rangle_i \otimes_{j \in S} |0\rangle_j. \quad (29)$$

Theorem 2. *The two graph states given in Eq. (23) and Eq. (28) for two dual graphs are local unitary equivalent.*

Proof. For a finite field with $d = p^n$ and p a prime, the element is denoted as $a = \sum_{i=0}^{n-1} a_i \alpha^i$, where $a_i \in \{0, 1, \dots, p-1\}$ and α is one root of some irreducible polynomial equation. The element in the finite field can be denoted as a vector \vec{a} . Then we introduce the discrete Fourier transformation of the states $\{|a\rangle\}$ as

$$|\vec{b}\rangle' = \frac{1}{\sqrt{d}} \sum_{\vec{a}} \omega^{\vec{a} \cdot \vec{b}} |\vec{a}\rangle, \quad (30)$$

where

$$\vec{a} \cdot \vec{b} = \sum_{i=0}^{n-1} a_i b_i \pmod{p}. \quad (31)$$

Therefore we define the Hadamard transformation as

$$H = \sum_{\vec{b}} |\vec{b}\rangle' \langle \vec{b}| = \frac{1}{\sqrt{d}} \sum_{\vec{a}, \vec{b}} \omega^{\vec{a} \cdot \vec{b}} |\vec{a}\rangle \langle \vec{b}|. \quad (32)$$

Then

$$C_{mn}(\vec{d}) = \sum_{\vec{a}, \vec{b}} |\vec{a}\rangle \langle \vec{a}| \otimes |\vec{b} + \vec{d}\vec{a}\rangle \langle \vec{b}|. \quad (33)$$

Therefore

$$H_n C_{mn}(\vec{d}) H_n^\dagger = \sum_{\vec{a}, \vec{b}} \omega^{\vec{d}\vec{a} \cdot \vec{b}} |\vec{a}, \vec{b}\rangle \langle \vec{a}, \vec{b}|. \quad (34)$$

Note that

$$\begin{aligned} \vec{d}\vec{a} \cdot \vec{b} &= d_i a_j b_k \alpha^{i+j} (\alpha^k) \\ &= d_i a_j b_k \alpha^{i+j-k} (1) \\ &= d_i a_j b_k \alpha^{i+(n-1-k)-(n-1-j)} (1) \\ &= d_i a_j b_k \alpha^{i+(n-1-k)} (\alpha^{n-1-j}) \\ &= \vec{d}\vec{b}' \cdot \vec{a}', \end{aligned}$$

where

$$b'_{n-1-k} = b_k, \quad (35)$$

$$a'_{n-1-j} = a_j. \quad (36)$$

So we introduce local unitary transformation

$$V |\vec{a}\rangle = |\vec{a}'\rangle. \quad (37)$$

Therefore we have

$$\begin{aligned}
& H_m^\dagger V_m V_n H_n C_{mn}(\vec{d}) H_n^\dagger V_n^\dagger V_m^\dagger H_m \\
&= H_m^\dagger V_m V_n \sum_{\vec{a}, \vec{b}} \omega^{\vec{d}\vec{b} \cdot \vec{a}'} |\vec{a}, \vec{b}\rangle \langle \vec{a}, \vec{b}| V_n^\dagger V_m^\dagger H_m \\
&= H_m^\dagger \sum_{\vec{a}, \vec{b}} \omega^{\vec{d}\vec{b} \cdot \vec{a}'} |\vec{a}', \vec{b}'\rangle \langle \vec{a}', \vec{b}'| H_m \\
&= H_m^\dagger \sum_{\vec{a}, \vec{b}} \omega^{\vec{d}\vec{b} \cdot \vec{a}} |\vec{a}, \vec{b}\rangle \langle \vec{a}, \vec{b}| H_m \\
&= \sum_{\vec{a}, \vec{b}} |\vec{a} + \vec{d}\vec{b}, \vec{b}\rangle \langle \vec{a}, \vec{b}| \\
&= C_{nm}(\vec{d}). \tag{38}
\end{aligned}$$

In addition,

$$V_n H_n |0\rangle_n = |s\rangle_n, \tag{39}$$

$$H_m^\dagger V_m |s\rangle_m = |0\rangle_m. \tag{40}$$

Therefore we have

$$\begin{aligned}
& \otimes_{m \in S} H_m^\dagger V_m \otimes_{n \in O} V_n H_n \prod_{i \in S, j \in O} C_{ij}(b_{ij}) |S\rangle \\
&= \prod_{i \in O, j \in S} C_{ij}(b_{ji}) |O\rangle. \tag{41}
\end{aligned}$$

This completes our proof. \square

This theorem implies that we can restrict ourselves in the cases where the cardinality of S is less than the cardinality of O , i.e. $\lfloor N/2 \rfloor$.

A. Examples

Now let us apply the above theorems to study the possible types of entanglement generated by the controlled gates for $N = 3, 4, 5$ with the help of Eq. (15) and Eq. (16).

There is only one type of two qudit graph state, which is the qudit Bell state:

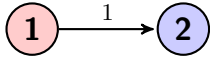


Figure 4: Two qudit graph.

There is also one type of three qudit graph state, which is a generalized GHZ state:

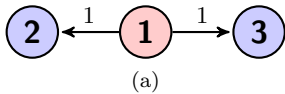


Figure 5: Three qudit graph.

There are two types of four qudit graph states. One is four qudit GHZ state in Fig. 6 (a). The other type in Fig. 6 (b) has a more fruitful configuration, which will be studied in next section.

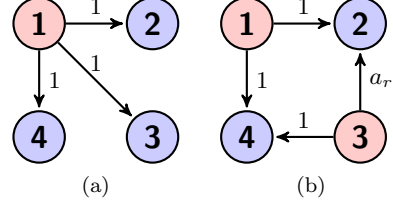


Figure 6: Four qudit graph states.

There are also two types of five qudit graph states:

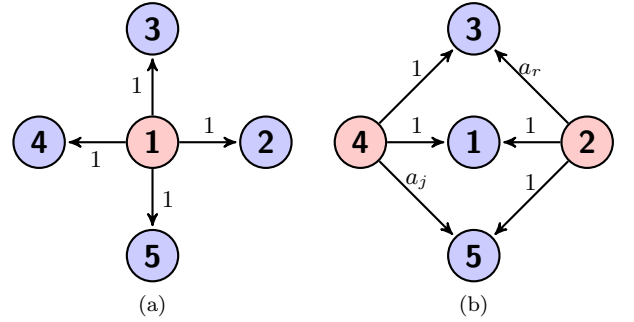


Figure 7: Five qudit graph states.

IV. ENTANGLEMENT PROPERTIES OF QUDIT GRAPH STATES

In this section we study the maximal entanglement of graph states defined in previous sections. The state in Fig. 6 (b) can be written as

$$|\psi(a_r)\rangle = d^{-1} \sum_{i,k} |a_i, a_i + a_r a_k, a_k, a_i + a_k\rangle, \tag{42}$$

where $a_r \in F_d$, the dimension $d = p^n$ with a prime p and positive integer n . We have

Lemma 1. $|\psi(a_r)\rangle$ is a maximally entangled state when $a_r \in F_d \setminus \{a_0, a_1\}$.

Proof. Since F_d is a field and $a_r \in F_d \setminus \{a_0, a_1\}$, we have $F_d = a_r F_d = a_i + F_d$ for any $a_i \in F_d$. One can easily verify that all six bipartite reduced density operators of $|\psi(a_r)\rangle$ are maximally mixed states. So $|\psi(a_r)\rangle$ is a maximally entangled state. \square

If $n = 1$ then d is a prime number. This case has been studied in [12] and is a special case of the lemma. The case $d = 2$ is excluded in the lemma, and it coincides with the known result that 4-qubit maximally entangled state does not exist [2]. We demonstrate them by a simple

Table I: The two tables respectively account for the addition and multiplication operations for F_4 . The proof of Lemma 1 also holds when F_d is replaced by any finite domain, because it coincides with the finite field [15].

+	0	1	2	3
0	0	1	2	3
1	1	0	3	2
2	2	3	0	1
3	3	2	1	0
×	0	1	2	3
0	0	0	0	0
1	0	1	2	3
2	0	2	3	1
3	0	3	1	2

example. We set $a_r = 2$, $a_j = j$ and $d = 4$ in (42), and obtain

$$\begin{aligned}
|\psi(2)\rangle = & \frac{1}{4}(|0000\rangle + |0211\rangle + |0322\rangle + |0133\rangle \\
& + |1101\rangle + |1310\rangle + |1223\rangle + |1032\rangle \\
& + |2202\rangle + |2013\rangle + |2120\rangle + |2331\rangle \\
& + |3303\rangle + |3112\rangle + |3021\rangle + |3230\rangle), \quad (43)
\end{aligned}$$

by using the computation rule in Table I. On the other hand, Lemma 1 does not hold when d is replaced by any integer which is not a prime power.

Next we give an example of maximal entanglement beyond the primer-power dimension. The state

$$|P'\rangle = d^{-1} \sum_{i,k} |i, i-k, k, i+k\rangle \quad (44)$$

appeared in [12], in which d was considered as a prime number. We point out that the state can be defined for any integer d . One can straightforwardly show that $|P'\rangle$ is a maximally entangled state for any odd $d > 2$, and is not a maximally entangled state for any even $d > 1$. The two families of states $|\psi(a_r)\rangle$ and $|P'\rangle$ show that 4-partite maximally entangled states are universal in high dimensional spaces. Indeed we have

Theorem 3. *The maximally entangled 4-partite pure state exists when the dimension d is an odd number at least three, or a multiple of four.*

Proof. The state $|P'\rangle$ validates the assertion when d is an odd number at least three. It remains to prove the assertion when d is a multiple of four. We may assume $d = 2^m \prod_{j=1}^k p_j$ where $m \geq 2$, $k \geq 0$, and $p_j \geq 3$ are prime numbers. The first assertion implies that we may assume $|\psi_j\rangle$ as the maximally entangled state with every system of dimension p_j . From Lemma 1, we may assume $|\varphi\rangle$ as the maximally entangled state with every system of dimension 2^m . We define a new 4-partite pure state as the tensor product of these states, i.e., $|\varphi\rangle \otimes |\psi_1\rangle \otimes$

$\dots \otimes |\psi_k\rangle$. One can straightforwardly show that this is a maximally entangled state. \square

The above proof indeed shows an analytical way of constructing the 4-partite maximally entangled states in designated dimensions. In spite of the above results, we do not have any example of 4-partite maximally entangled state with dimension equal to the multiple of two and any positive odd number. We conjecture they might not exist. This is true when the odd number is one [2]. So the first challenge is to construct a 4-partite maximally entangled state with dimension 6. It easily reminds us of the construction of mutually unbiased basis of dimension 6, which is a long-standing problem in quantum physics.

Finally as a more independent interest, we construct the connection between maximal entanglement and the entropy problem recently proposed in [14]. The problem asks to construct (or exclude the existence of) a tripartite quantum state ρ_{ABC} such that $\text{rank } \rho_{AB} > \text{rank } \rho_{AC} \cdot \text{rank } \rho_{BC}$. The problem turns out to be hard and constructing the connection might be helpful to finding out its solution.

Lemma 2. *Let ρ_{ABC} be a tripartite state whose bipartite reduced density matrices are all maximally mixed states $\frac{1}{d^2} I_d \otimes I_d$. Then*

- (i) ρ_{ABC} exists and $\text{rank } \rho_{ABC} \geq d$.
- (ii) The maximally entangled 4-partite pure state exists if and only if there is a ρ_{ABC} such that $\text{rank } \rho_{ABC} = d$.

Proof. (i) A trivial example is $\rho_{ABC} = \frac{1}{d^3} I_d \otimes I_d \otimes I_d$. Let $|\psi\rangle_{ABCD}$ be the purification of ρ_{ABC} . Then $\text{rank } \rho_{AB} = \text{rank } \rho_{CD} = d^2 \leq \text{rank } \rho_C \text{rank } \rho_D$. Since $\text{rank } \rho_C = d$, we have $\text{rank } \rho_{ABC} = \text{rank } \rho_D \geq d$.

(ii) We prove the ‘‘if’’ part. Suppose there is a tripartite state ρ_{ABC} of rank d , whose bipartite reduced density matrices are all maximally mixed states $\frac{1}{d^2} I_d \otimes I_d$. Let $|\psi\rangle_{ABCD}$ be the purification of ρ_{ABC} . So $|\psi\rangle_{ABCD} \in \mathcal{H}$ is maximally entangled. The ‘‘only if’’ part can be similarly proved. This completes the proof. \square

V. CONCLUSIONS

We have constructed multipartite graph states with prime-power dimension using the generalized CNOT quantum circuit. We have proven that the graphs states are equivalent to a simple and operational standard form up to local unitary transformations and particle permutations. We also showed that some graph states are multipartite maximally entangled states, and that 4-partite maximally entangled states exist when the dimension is an odd number at least three or a multiple of four. The next problem is to quantify the entanglement of these graphs states in terms of multipartite entanglement measures, such as the geometric measure of entanglement and relative entropy of entanglement. Constructing the potential link between maximal entanglement and the mutually unbiased basis for dimension six may be a long-term goal of receiving more attentions.

ACKNOWLEDGMENTS

LC was supported by the Fundamental Research Funds for the Central Universities (Grant Nos. 30426401 and 30458601). DLZ was supported by NSF of China (Grants No. 11475254 and Grant No. 11175247) and NKBRFSF of China (Grant Nos. 2012CB922104 and 2014CB921202).

Appendix A: Proof of commutation relations

In this appendix we give the proof of relations in Eqs. (11)-(21), respectively.

The proof of Eq. (11):

Notice that the identity operator for the m -th particle is

$$I_m = \sum_{\alpha} |a_{\alpha}\rangle\langle a_{\alpha}| \equiv |a_{\alpha}\rangle\langle a_{\alpha}|, \quad (\text{A1})$$

where we take the Einstein's rule for repeated indexes. Then

$$\begin{aligned} & D_m(a_i)A_m(a_j) \\ &= D_m(a_i)A_m(a_j)I_m \\ &= D_m(a_i)A_m(a_j)|a_{\alpha}\rangle\langle a_{\alpha}| \\ &= D_m(a_i)|a_{\alpha} + a_j\rangle\langle a_{\alpha}| \\ &= |a_i a_{\alpha} + a_i a_j\rangle\langle a_{\alpha}| \\ &= A_m(a_i a_j)|a_i a_{\alpha}\rangle\langle a_{\alpha}| \\ &= A_m(a_i a_j)D_m(a_i). \end{aligned}$$

The proof of Eq. (13):

$$\begin{aligned} & C_{mn}(a_i)A_m(a_j) \\ &= C_{mn}(a_i)A_m(a_j)|a_{\alpha}, a_{\beta}\rangle\langle a_{\alpha}, a_{\beta}| \\ &= C_{mn}(a_i)|a_{\alpha} + a_j, a_{\beta}\rangle\langle a_{\alpha}, a_{\beta}| \\ &= |a_{\alpha} + a_j, a_{\beta} + a_i a_{\alpha} + a_i a_j\rangle\langle a_{\alpha}, a_{\beta}| \\ &= A_m(a_j)A_n(a_i a_j)|a_{\alpha}, a_{\beta} + a_i a_{\alpha}\rangle\langle a_{\alpha}, a_{\beta}| \\ &= A_m(a_j)A_n(a_i a_j)C_{mn}(a_i). \end{aligned}$$

The proof of Eq. (14):

$$\begin{aligned} & C_{mn}(a_i)A_n(a_j) \\ &= C_{mn}(a_i)A_n(a_j)|a_{\alpha}, a_{\beta}\rangle\langle a_{\alpha}, a_{\beta}| \\ &= C_{mn}(a_i)|a_{\alpha}, a_{\beta} + a_j\rangle\langle a_{\alpha}, a_{\beta}| \\ &= |a_{\alpha}, a_{\beta} + a_j + a_i a_{\alpha}\rangle\langle a_{\alpha}, a_{\beta}| \\ &= A_n(a_j)|a_{\alpha}, a_{\beta} + a_i a_{\alpha}\rangle\langle a_{\alpha}, a_{\beta}| \\ &= A_n(a_j)C_{mn}(a_i). \end{aligned}$$

The proof of Eq. (15):

$$\begin{aligned} & C_{mn}(a_i)D_m(a_j) \\ &= C_{mn}(a_i)D_m(a_j)|a_{\alpha}, a_{\beta}\rangle\langle a_{\alpha}, a_{\beta}| \\ &= C_{mn}(a_i)|a_j a_{\alpha}, a_{\beta}\rangle\langle a_{\alpha}, a_{\beta}| \\ &= |a_j a_{\alpha}, a_{\beta} + a_i a_j a_{\alpha}\rangle\langle a_{\alpha}, a_{\beta}| \\ &= D_m(a_j)|a_{\alpha}, a_{\beta} + a_i a_j a_{\alpha}\rangle\langle a_{\alpha}, a_{\beta}| \\ &= D_m(a_j)C_{mn}(a_i a_j). \end{aligned}$$

The proof Eq. (16):

$$\begin{aligned} & C_{mn}(a_i)D_n(a_j) \\ &= C_{mn}(a_i)D_n(a_j)|a_{\alpha}, a_{\beta}\rangle\langle a_{\alpha}, a_{\beta}| \\ &= C_{mn}(a_i)|a_{\alpha}, a_{\beta} a_j\rangle\langle a_{\alpha}, a_{\beta}| \\ &= |a_{\alpha}, a_{\beta} a_j + a_i a_{\alpha}\rangle\langle a_{\alpha}, a_{\beta}| \\ &= D_n(a_j)|a_{\alpha}, a_{\beta} + a_j^{-1} a_i a_{\alpha}\rangle\langle a_{\alpha}, a_{\beta}| \\ &= D_n(a_j)C_{mn}(a_j^{-1} a_i). \end{aligned}$$

If $A \neq 0$, then

$$\begin{aligned} & C_{mn}(a_i)C_{nm}(a_j) \\ &= C_{mn}(a_i)C_{nm}(a_j)|a_{\alpha}, a_{\beta}\rangle\langle a_{\alpha}, a_{\beta}| \\ &= C_{mn}(a_i)|a_{\alpha} + a_j a_{\beta}, a_{\beta}\rangle\langle a_{\alpha}, a_{\beta}| \\ &= |a_{\alpha} + a_j a_{\beta}, a_{\beta} + a_i a_{\alpha} + a_i a_j a_{\beta}\rangle\langle a_{\alpha}, a_{\beta}| \\ &= |a_{\alpha} + a_j a_{\beta}, A a_{\beta} + a_i a_{\alpha}\rangle\langle a_{\alpha}, a_{\beta}| \\ &= D_n(A)|a_{\alpha} + a_j a_{\beta}, a_{\beta} + \frac{a_i}{A} a_{\alpha}\rangle\langle a_{\alpha}, a_{\beta}| \\ &= D_n(A)C_{nm}(a_j)|\frac{1}{A} a_{\alpha}, a_{\beta} + \frac{a_i}{A} a_{\alpha}\rangle\langle a_{\alpha}, a_{\beta}| \\ &= D_n(A)C_{nm}(a_j)D_m\left(\frac{1}{A}\right)|a_{\alpha}, a_{\beta} + \frac{a_i}{A} a_{\alpha}\rangle\langle a_{\alpha}, a_{\beta}| \\ &= D_n(A)C_{nm}(a_j)D_m\left(\frac{1}{A}\right)C_{mn}\left(\frac{a_i}{A}\right) \\ &= D_n(A)D_m\left(\frac{1}{A}\right)C_{nm}(a_j A)C_{mn}\left(\frac{a_i}{A}\right). \end{aligned}$$

If $A = 0$, then

$$\begin{aligned} & C_{mn}(a_i)C_{nm}(a_j) \\ &= |a_{\alpha} + a_j a_{\beta}, a_i a_{\alpha}\rangle\langle a_{\alpha}, a_{\beta}| \\ &= W_{mn}|a_i a_{\alpha}, a_{\alpha} + a_j a_{\beta}\rangle\langle a_{\alpha}, a_{\beta}| \\ &= W_{mn}D_m(a_i)D_n(a_j)|a_{\alpha}, a_j^{-1} a_{\alpha} + a_{\beta}\rangle\langle a_{\alpha}, a_{\beta}| \\ &= W_{mn}D_m(a_i)D_n(a_j)C_{mn}(a_j^{-1}), \end{aligned}$$

where W_{mn} is the swapp gate between the m -th qudit and the n -th qudit.

The proof of Eq. (19):

$$\begin{aligned} & C_{mn}(a_i)C_{ml}(a_j) \\ &= C_{mn}(a_i)C_{ml}(a_j)|a_{\alpha}, a_{\beta}, a_{\gamma}\rangle\langle a_{\alpha}, a_{\beta}, a_{\gamma}|_{mnl} \\ &= C_{mn}(a_i)|a_{\alpha}, a_{\beta}, a_{\gamma} + a_j a_{\alpha}\rangle\langle a_{\alpha}, a_{\beta}, a_{\gamma}|_{mnl} \\ &= |a_{\alpha}, a_{\beta} + a_i a_{\alpha}, a_{\gamma} + a_j a_{\alpha}\rangle\langle a_{\alpha}, a_{\beta}, a_{\gamma}|_{mnl} \\ &= C_{ml}(a_j)|a_{\alpha}, a_{\beta} + a_i a_{\alpha}, a_{\gamma}\rangle\langle a_{\alpha}, a_{\beta}, a_{\gamma}|_{mnl} \\ &= C_{ml}(a_j)C_{mn}(a_i). \end{aligned}$$

The proof of Eq. (20):

$$\begin{aligned} & C_{mn}(a_i)C_{ln}(a_j) \\ &= C_{mn}(a_i)C_{ln}(a_j)|a_{\alpha}, a_{\beta}, a_{\gamma}\rangle\langle a_{\alpha}, a_{\beta}, a_{\gamma}|_{mnl} \\ &= C_{mn}(a_i)|a_{\alpha}, a_{\beta} + a_j a_{\gamma}, a_{\gamma}\rangle\langle a_{\alpha}, a_{\beta}, a_{\gamma}|_{mnl} \\ &= |a_{\alpha}, a_{\beta} + a_j a_{\gamma} + a_i a_{\alpha}, a_{\gamma}\rangle\langle a_{\alpha}, a_{\beta}, a_{\gamma}|_{mnl} \\ &= C_{ln}(a_j)|a_{\alpha}, a_{\beta} + a_i a_{\alpha}, a_{\gamma}\rangle\langle a_{\alpha}, a_{\beta}, a_{\gamma}|_{mnl} \\ &= C_{ln}(a_j)C_{mn}(a_i). \end{aligned}$$

The proof of Eq. (21):

$$\begin{aligned}
& C_{mn}(a_i) C_{nl}(a_j) \\
&= C_{mn}(a_i) C_{nl}(a_j) |a_\alpha, a_\beta, a_\gamma\rangle \langle a_\alpha, a_\beta, a_\gamma|_{mnl} \\
&= C_{mn}(a_i) |a_\alpha, a_\beta, a_\gamma + a_j a_\beta\rangle \langle a_\alpha, a_\beta, a_\gamma|_{mnl} \\
&= |a_\alpha, a_\beta + a_i a_\alpha, a_\gamma + a_j a_\beta\rangle \langle a_\alpha, a_\beta, a_\gamma|_{mnl} \\
&= C_{nl}(a_j) |a_\alpha, a_\beta + a_i a_\alpha, a_\gamma - a_i a_j a_\alpha\rangle \langle a_\alpha, a_\beta, a_\gamma|_{mnl} \\
&= C_{nl}(a_j) C_{mn}(a_i) C_{ml}(-a_i a_j).
\end{aligned}$$

-
- [1] Paolo Facchi, Giuseppe Florio, Giorgio Parisi, and Savio Pascazio. Maximally multipartite entangled states. *Phys. Rev. A*, 77:060304, Jun 2008.
- [2] Gilad Gour and Nolan R. Wallach. All maximally entangled four-qubit states. *Journal of Mathematical Physics*, 51(11):-, 2010.
- [3] J. I. de Vicente, C. Spee, and B. Kraus. Maximally entangled set of multipartite quantum states. *Phys. Rev. Lett.*, 111:110502, Sep 2013.
- [4] Hans J. Briegel and Robert Raussendorf. Persistent entanglement in arrays of interacting particles. *Phys. Rev. Lett.*, 86:910–913, Jan 2001.
- [5] Robert Raussendorf and Hans J. Briegel. A one-way quantum computer. *Phys. Rev. Lett.*, 86:5188–5191, May 2001.
- [6] D. L. Zhou, B. Zeng, Z. Xu, and C. P. Sun. Quantum computation based on d-level cluster state. *Phys. Rev. A*, 68:062303, 2003.
- [7] Nicolas C. Menicucci, Peter van Loock, Mile Gu, Christian Weedbrook, Timothy C. Ralph, and Michael A. Nielsen. Universal quantum computation with continuous-variable cluster states. *Phys. Rev. Lett.*, 97:110501, Sep 2006.
- [8] Matthew McKague. Self-testing graph states, October 2010.
- [9] Jens Eisert and Hans J. Briegel. Schmidt measure as a tool for quantifying multiparticle entanglement. *Phys. Rev. A*, 64:022306, Jul 2001.
- [10] Huangjun Zhu, Lin Chen, and Masahito Hayashi. Additivity and non-additivity of multipartite entanglement measures. *New Journal of Physics*, 12(8):083002, 2010.
- [11] M Hajdudsek and M Murao. Direct evaluation of pure graph state entanglement. *New Journal of Physics*, 15(1):013039, 2013.
- [12] Mario Gaeta, Andrei Klimov, and Jay Lawrence. Maximally entangled states of four nonbinary particles. *Phys. Rev. A*, 91:012332, Jan 2015.
- [13] Shawn X. Cui, Nengkun Yu, and Bei Zeng. Generalized Graph States Based on Hadamard Matrices, February 2015.
- [14] Josh Cadney, Marcus Huber, Noah Linden, and Andreas Winter. Inequalities for the ranks of multipartite quantum states. *Linear Algebra and its Applications*, 452(0):153 – 171, 2014.
- [15] <http://en.wikipedia.org/wiki/domain>.