

Signatures of quantum phase transitions in the dynamic response of fluxonium qubit chains

Hendrik Meier¹, R. T. Brierley¹, Angela Kou², S. M. Girvin^{1,2}, and Leonid I. Glazman^{1,2}

¹*Department of Physics, Yale University, New Haven, Connecticut 06520, USA*

²*Department of Applied Physics, Yale University, New Haven, Connecticut 06520, USA*

(Dated: March 5, 2022)

We evaluate the microwave admittance of a one-dimensional chain of fluxonium qubits coupled by shared inductors. Despite its simplicity, this system exhibits a rich phase diagram. A critical applied magnetic flux separates a homogeneous ground state from a phase with a ground state exhibiting inhomogeneous persistent currents. Depending on the parameters of the array, the phase transition may be a conventional continuous one, or of a commensurate-incommensurate nature. Furthermore, quantum fluctuations affect the transition and possibly lead to the presence of gapless “floating phases”. The signatures of the soft modes accompanying the transitions appear as a characteristic frequency dependence of the dissipative part of admittance.

PACS numbers: 74.81.Fa, 05.30.Rt, 85.25.Cp, 64.70.Rh

I. INTRODUCTION

Vortices of persistent current in superconductors have been viewed for a long time as a testing ground for various models of classical and quantum phase transitions. This is due to relatively strong interactions between vortices coupled with a high degree of control over the vortex arrays. For example, inter-vortex interactions in the presence of a periodic external potential (created experimentally by modulation of the superconducting film thickness¹) made vortices a convenient target for investigation of commensurability transitions.^{2,3} Theoretical studies of the effects of randomness on vortex structure and vortex dynamics have led to the notion of collective pinning,^{4,5} with importance stretching well beyond the physics of superconductivity.⁶ Later, the discovery of high-temperature superconductors triggered studies of the vortex lattice melting transition and glassy behavior^{7,8} in layered superconductors as well as structural transitions of vortices interacting with columnar defects.⁹ Because vortices in continuous superconductors have normal cores, vortex motion is dissipative¹⁰ and much of the above-mentioned work used classical statistical mechanics to address collective phenomena in vortex arrays.¹¹

The effects of quantum fluctuations of vortices in continuous films become important only close to the superconductor-insulator transition, which requires special tuning of the films’ normal-state resistance.¹² In arrays of Josephson junctions, however, vortices do not have cores, allowing for the study of quantum fluctuations. An array of small superconducting islands connected by Josephson junctions, where the island charging energies were sufficiently large for quantum effects to be important,¹³ was used in attempts to observe a quantum Kosterlitz-Thouless (KT) transition¹⁴ and Mott transition¹⁵ in a 1D array. While these works advanced the nanofabrication techniques needed to produce highly regular arrays of small Josephson junctions, the measurement results were ambiguous. The current-

voltage (I - V) characteristics gave inconclusive evidence for a KT transition in single-line 1D arrays.^{14,16,17} The observations of Ref. 15 were later interpreted to be consistent with a purely classical commensurability transition rather than the quantum Mott transition.¹⁸ The suppression of quantum effects in these experiments stemmed from the low inductance of the continuous superconducting wires, which were necessary to make the Josephson junction arrays.

We should note, also, that in the majority of experiments the evidence for the various classical and quantum transitions mentioned above was based on signatures in I - V characteristics. This method is limited to addressing highly averaged quantities, and relies on substantial deviations of the investigated system from equilibrium (needed, for example, to overcome the static pinning of vortices).

Recent developments in superconducting qubit techniques offer the possibility of overcoming the described limitations of previous experimental studies of many-body physics of vortices. Typical superconducting qubit experiments address the superconducting system using microwaves.¹⁹ The system is only weakly perturbed by the microwave excitation; hence, this spectroscopic approach allows one to probe the system close to equilibrium. On the circuit element side, the development of the fluxonium qubit,²⁰ which combines a Josephson junction with a superinductor²¹ (i.e., an element exhibiting high inductance and low capacitance) opens avenues for studying quantum effects in superconducting arrays.

In this work, we study theoretically a one-dimensional array consisting of superinductors and a chain of small Josephson junctions as shown in Fig. 1. Two parameters characterize such an array: the ratios of the Josephson (E_J) and inductive (E_L) energies (see Sec. II), combined into a characteristic length

$$\ell = 2\sqrt{E_J/E_L}, \quad (1)$$

and the ratio E_C/E_J of charging and Josephson energies, which controls the quantum fluctuations. Despite its sim-

plicity, this model allows for a variety of phase transitions of a classical or quantum nature (depending on the ratio E_C/E_J) as a function of the applied magnetic flux ϕ_e per plaquette of the array.

Classically, for fixed $\ell > 1$, there is a critical magnetic field ϕ_e^* at which the system undergoes a transition from a homogeneous state with no persistent currents through the inductors to a state with static persistent currents. As a function of the characteristic length ℓ , Eq. (1), we discuss two regimes, cf. Fig. 1(b): a “type-I” regime ($1 < \ell \lesssim \sqrt{2}$) featuring a second-order transition to a state of staggered persistent currents as shown in Fig. 2(a), and a “type-II” regime ($\ell \gg 1$), in which the transition takes place by the sequential (first-order) introduction of localized vortices of persistent currents in the lattice plaquettes, Fig. 2(b). These vortices correspond to *kinks*, meaning discontinuous jumps of height 2π , in the node phase (or node flux) ϕ_j , see Fig. 1(a). Repulsive interactions between kinks lead to a series of pinned commensurate phases with increasing ϕ_e . In the presence of quantum fluctuations, the number of kinks fluctuates and the initial transition at ϕ_e^* turns into a KT transition. This is followed by commensurate-incommensurate transitions between classical pinned phases and quantum liquid phases of floating crystalline cells of a kink lattice.

Each of the phases carries a “fingerprint” in the microwave absorption spectrum, as the nature of low-energy excitations is sensitive to the types of phases and the transitions between them. The microwave spectra also carry information about the crossover from classical to quantum critical behavior in the vicinity of the transition. Yet another advantage of the spectroscopic approach is that it is a linear response to a weak perturbation. In this work, we will highlight the signatures of phase transitions that can be measured using microwave photons.

The paper is organized as follows: In Sec. II, we formulate the mathematical model for the circuit under consideration. We also introduce and discuss two methods, capacitive and inductive, for coupling the circuit to an external resonator, and give general forms for the radiation absorption rate in the two cases.

In Sec. III, we describe the type-I regime, with ℓ comparable to a lattice spacing. In this limit, the low energy excitations are gapped plasmon oscillations, where the node phases ϕ_j undergo small fluctuations. The plasmon excitations soften at the critical magnetic flux ϕ_e^* , leading to a quantum Ising transition between a phase with the magnetic fluxes $\phi_j = 0$ (cf. Fig. 1) everywhere and a staggered phase $\phi_j = (-1)^j \bar{\phi}$, with order parameter $\bar{\phi}$.

Section IV discusses the type-II ($\ell \gg 1$) regime. Here, the low-energy excitations are associated with the addition or removal of kinks. As the magnetic field is increased from $\phi_e = 0$, the cost of creating a kink is reduced, leading to a visible peak in the absorption spectrum below the plasmon continuum. At a critical field, this energy cost vanishes, leading to a proliferation of kinks and the formation of a series of gapped and gapless crystalline phases of kinks. Each of these has an observ-

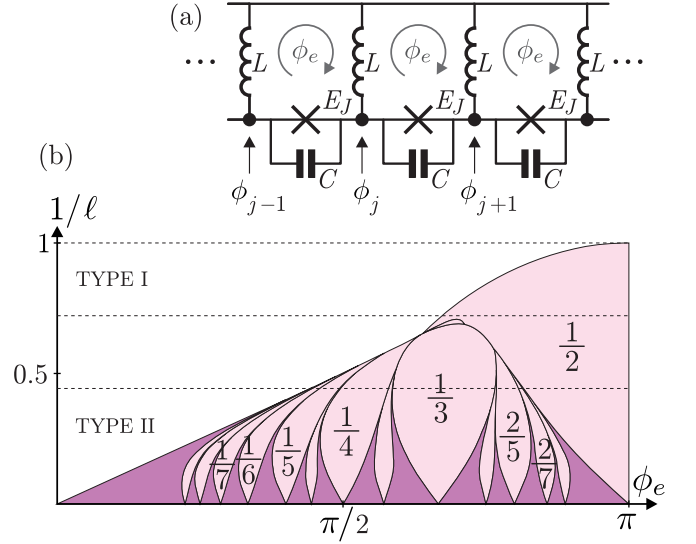


FIG. 1. (Color online) (a) Quantum circuit of coupled fluxonium qubits threaded by an external flux ϕ_e . (b) Phase diagram for the classical ground state, cf. Refs. ^{22,23} for the phase diagram of similar classical models. At inductances L such that $1 < \ell \lesssim \sqrt{2}$, the system is in the “type-I” regime that features a single Ising transition from a homogeneous phase into a phase of staggered persistent currents. For large L or $\ell \gg 1$ (“type-II” regime), the system, as a function of external flux ϕ_e , develops subsequent phases of commensurate lattices of vortices or *kinks*. The rational numbers describe the kink density in the node flux configurations $\{\phi_j\}$. Darker shaded regions contain phases with higher denominators that complete the devil’s staircase. The line separating the homogeneous and inhomogeneous phases is given by Eq. (9) in the type-I and by Eq. (30) in the type-II regime.

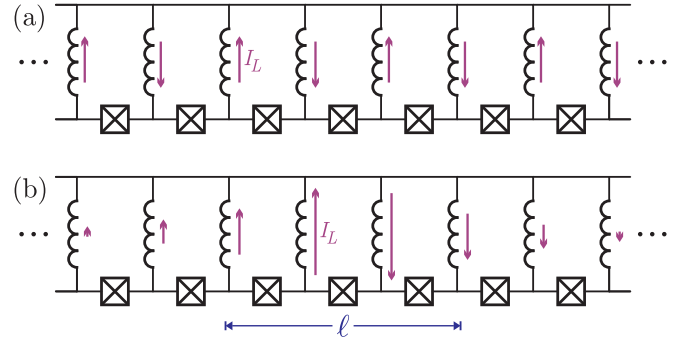


FIG. 2. (Color online) (a) Staggered persistent currents characterize the high-field ($\phi_e > \phi_e^*$) ordered phase in the type-I regime. (b) A vortex of static persistent currents decaying over the length ℓ , stable in the type-II regime.

able signature in the excitation spectrum for adding or removing kinks. Finally, quantum effects such as broadening of peaks in the excitation spectrum and the appearance of phases of incommensurate quantum liquids are discussed.

A discussion of our analysis and its results is presented in Sec. V.

II. MODEL

A. Lagrangian

The circuit in Fig. 1(a) is described by the Lagrangian

$$\mathcal{L}[\phi, \dot{\phi}] = \frac{\hbar^2}{2E_C} \sum_{j=0}^{N-1} (\dot{\phi}_j - \dot{\phi}_{j-1})^2 - V[\phi], \quad (2)$$

where $E_C = (2e)^2/C$ with C the Josephson junction capacitance, and we formally set $\phi_{j+N} \equiv \phi_j$, assuming periodic boundary conditions. The potential in (2) takes the form

$$V[\phi] = \sum_{j=0}^{N-1} \left\{ \frac{E_L}{2} \phi_j^2 - E_J [\cos(\theta_j - \phi_e) - 1] \right\} \quad (3)$$

where $E_L = \Phi_0^2/(4\pi^2 L)$, L is the inductance of the inductors and $\phi_e = 2\pi\Phi/\Phi_0$ with Φ denoting the magnetic flux per plaquette and $\Phi_0 = h/2e$ being the flux quantum. Furthermore, we define $\theta_j = \phi_j - \phi_{j-1}$, the phase difference across the Josephson junction between nodes $j-1$ and j , which in the following we denote as *link* j .

The potential $V[\phi]$ is not invariant under $\phi_j \rightarrow \phi_j + 2\pi$, as would be expected for a superconducting system. This is because we neglect the phase slip processes that allow the inductors to relax to the true ground state of the system. Superinductors such as those used in a fluxonium qubit are engineered so that this is a valid approximation.²¹

At large C , the physics is dominated by the (meta)stable configurations $\{\phi_j\}$ that minimize the static potential $V[\phi]$. The magnetic flux ϕ_e and the characteristic length scale ℓ , defined in Eq. (1), are the only parameters in this “classical” regime. Throughout our theoretical analysis, we assume the limit of large systems, $\ell \ll N$. Note that, due to the inductive potential, a configuration with local flux ϕ_j is physically distinct from a state with flux $\phi_j + 2\pi n$ with integer $n \neq 0$. In the ground state, each variable ϕ_j will thus take values between $-\pi$ and π . Furthermore, minimal configurations $\{\phi_j\}$ necessarily satisfy $\sum_j \phi_j = 0$, which physically corresponds to current conservation.

B. Response functions in absorption spectroscopy

By coupling the circuit in Fig. 1(a) to microwaves, signatures of the various phases and phase transition become observable in absorption spectroscopy. Additional interest in such experiments may arise because of well-defined peaks in the absorption spectrum below the plasma gap. We suggest two, in a certain way complementary, schemes of coupling¹⁹ the circuit to a microwave resonator: (a) inductive coupling and (b) capacitive coupling, see Fig. 3.

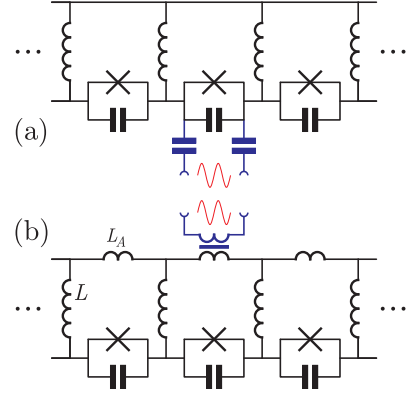


FIG. 3. (Color online) Schematic antenna setups for absorption spectroscopy: (a) capacitive coupling and (b) inductive coupling to a microwave resonator.

1. Capacitive coupling

In the situation of Fig. 3(a), we add an antenna capacitively coupled to two neighboring nodes $j_a - 1$ and j_a , which will couple the microwave mode to the Josephson junction at link j_a .

The Hamiltonian for the microwave mode (with creation and annihilation operators b^\dagger and b) and its coupling to the circuit takes the form

$$H_C = \hbar\omega_R b^\dagger b + g_C (b + b^\dagger) \mathcal{N}_{j_a}. \quad (4)$$

Herein, ω_R is the frequency of the microwave mode and g_C is the coupling constant, which is determined by the impedance of the microwave mode and the coupling capacitance.¹⁹ $\mathcal{N}_{j_a} = i\partial/\partial\theta_{j_a}$ is the Cooper pair number operator for the antenna Josephson junction at link j_a .

Using Fermi's golden rule, the absorption rate for driven radiation with frequencies ω incident on the antenna has the general form

$$\alpha_C(\omega) = \frac{2\pi g_C^2}{\hbar} \sum_m |\langle m | \mathcal{N}_{j_a} | 0 \rangle|^2 \delta(\omega - \omega_m) \quad (5)$$

with the sum being over the excited states $|m\rangle$ with energy $\hbar\omega_m$ relative to the ground state.

2. Inductive coupling

For the inductive scheme, Fig. 3(b), we add inductances L_A into the former “ground line” such that the system remains translationally symmetric. The antennas themselves may couple inductively to one or several of these inductances. Here we suppose it solely couples to one link, say j_a .

The inductances L_A should be chosen small such that the length

$$\ell_A = 2\sqrt{L/L_A} \quad (6)$$

is not only large itself (in comparison with unity) but also $\ell_A \gg \ell$ (implying $E_{LA} \gg E_J$), where ℓ is the characteristic length defined in Eq. (1). In this limit, as far as the ground state and excitation energies are concerned, the inductances L_A merely lead to a renormalized characteristic length $\ell_{\text{eff}} = \ell / \sqrt{1 + (\ell/\ell_A)^2}$. With good accuracy, we may thus set $\ell_{\text{eff}} \simeq \ell$ and ignore the effects of the inductances L_A in the analysis of the model (2).

Using inductively coupled antennas, the microwave modes (described by b and b^\dagger) effectively couple to the Josephson phase differences θ_j instead of Cooper pair numbers \mathcal{N}_j , cf. Eq. (4). Currents induced by the antenna at link j_a decay only over the (large) distance ℓ_A , Eq. (6). This leads to the following form of the absorption rate:

$$\alpha_L(\omega) = \frac{2\pi g_L^2}{\hbar} \sum_m |\langle m | \bar{\theta}_{j_a} | 0 \rangle|^2 \delta(\omega - \omega_m) \quad (7)$$

with

$$\bar{\theta}_{j_a} = \frac{1}{N} \sum_k \frac{\hat{\theta}_k \exp(ikj_a)}{1 + \ell_A^2 \sin^2(k/2)} \simeq \frac{1}{\ell_A} \sum_j e^{-2|j-j_a|/\ell_A} \theta_j, \quad (8)$$

where $k = 2\pi n/N$ with $n = 0, 1, \dots, N-1$ and $\hat{\theta}_k = \sum_j \theta_j \exp(-ikj)$ is the Fourier transform of θ_j . The last approximation is valid in the long-wavelength limit. The coupling constant g_L in Eq. (7) is determined by the impedance of the microwave mode and the coupling inductances.

In contrast to the capacitive coupling, which *locally* couples the microwave mode to one Josephson link, the inductive scheme has a much *longer range* ℓ_A , Eq. (6). We will specify the spectral absorption rates for the capacitively coupled antenna, $\alpha_C(\omega)$, and the inductively coupled antenna, $\alpha_L(\omega)$, for the type-I regime in Sec. III and type-II regime in Sec. IV. In the following, we will use units in which $\hbar = 1$.

III. TYPE-I REGIME: MANIFESTATION OF A QUANTUM ISING TRANSITION

For $1 < \ell \lesssim \sqrt{2}$, as one increases the external flux ϕ_e , the system undergoes a second-order phase transition from a low-flux homogeneous configuration $\phi_j \equiv 0$, corresponding to zero persistent current through the inductors, into a staggered order $\phi_j = \bar{\phi}(-1)^j$ with an alternating persistent current through the inductors; see Fig. 2(a). This state is classically connected to the state with kink density $\rho = 1/2$ at larger ℓ in the type-II regime, cf. the phase diagram in Fig. 1(b). In this type-I regime, close to ϕ_e^* , the relevant low-energy excitations are plasmons, quantized small fluctuations in ϕ_j . Mean-field theory, which assumes that these fluctuations are small, predicts that the transition happens at the critical flux ϕ_e^* given by

$$\cos \phi_e^* = -1/\ell^2 \quad \text{for } 1 < \ell \lesssim \sqrt{2}. \quad (9)$$

Technically, it is more convenient to work with the field $\theta_j = \phi_j - \phi_{j-1}$, which represents the phase differences over the Josephson links. For $\phi_e > \phi_e^*$, the field θ_j fluctuates around the ordered configuration $\theta_j = 2\bar{\phi}(-1)^j$.

A. Mean-field theory

For $\phi_e < \phi_e^*$, mean-field theory for the phase differences θ_j gives the plasmon spectrum:

$$\varepsilon_k = \frac{1}{2} \sqrt{E_C E_L} \sqrt{\frac{1}{\sin^2(k/2)} + \ell^2 \cos \phi_e}, \quad (10)$$

where, in the continuum approximation, the wave numbers are $k = 0, \dots, 2\pi$. The lowest energy states occur for momentum $k = \pi$. For momenta k close to π , the spectrum is simplified to

$$\varepsilon_k \simeq \gamma \sqrt{1 + \frac{E_C E_L}{16\gamma^2} (k - \pi)^2}. \quad (11)$$

Herein,

$$\begin{aligned} \gamma &= \frac{1}{2} \sqrt{E_C E_L} \sqrt{1 + \ell^2 \cos \phi_e} \\ &\simeq \sqrt{E_C E_J \sin \phi_e^*} |\phi_e - \phi_e^*|^{1/2}, \quad \phi_e < \phi_e^*, \end{aligned} \quad (12)$$

is the plasmon gap with the second line showing that mean-field theory predicts the gap closing as a square root as $\phi_e \rightarrow \phi_e^*$. At the transition, the softened low-energy plasmon modes have a linear dispersion relation $\varepsilon_k = u|k - \pi|$, where

$$u = \frac{1}{4} \sqrt{E_C E_L} \quad (13)$$

is the sound velocity.

On the ordered side, for $\phi_e > \phi_e^*$, plasmons describe the fluctuations of the order parameter $\bar{\phi}$. A similar mean-field theory calculation yields for momenta k with $|k - \pi| \ll 1$ a soft-mode dispersion relation of the same form as (11), with the gap larger by a factor of $\sqrt{2}$,

$$\gamma = \frac{1}{\sqrt{2}} \sqrt{E_C E_L} \sqrt{1 + \ell^2 \cos \phi_e}, \quad \phi_e > \phi_e^*, \quad (14)$$

but otherwise behaves as a function of $\phi_e - \phi_e^*$ in the same way as the gap (12) on the disordered side.

In absorption spectroscopy, microwave photons excite plasmons so that we expect manifestations of the critical point at $\phi_e = \phi_e^*$ in the spectral absorption rate $\alpha_C(\omega)$, Eq. (5), or $\alpha_L(\omega)$, Eq. (7), for capacitive or inductive coupling to the microwave resonator. Specifically, we may write the Cooper pair number operator \mathcal{N}_j and its conjugate, the phase difference $\theta_j = \phi_j - \phi_{j-1}$, in terms of

the plasmon modes,

$$\mathcal{N}_j = \int \frac{dk}{2\pi} \sqrt{\frac{\varepsilon_k}{2E_C}} (a_k + a_k^\dagger) e^{ikj}, \quad (15)$$

$$\theta_j = i \int \frac{dk}{2\pi} \sqrt{\frac{E_C}{2\varepsilon_k}} (a_k - a_k^\dagger) e^{ikj}, \quad (16)$$

where a_k is the annihilation operator for a plasmon at wave number k . Inserting Eq. (15) into Eqs. (5), we find that at $\phi_e < \phi_e^*$ the spectral absorption rate from the ground state is given by

$$\alpha_C(\omega) = \frac{\pi g_C^2}{E_C} \omega \varrho(\omega) \quad (17)$$

for the capacitively coupled antenna, where

$$\varrho(\omega) = \int \frac{dk}{2\pi} \delta(\omega - \varepsilon_k) \quad (18)$$

is the plasmon density of states. For inductive coupling, inserting Eq. (16) into Eq. (7), we find

$$\alpha_L(\omega) \simeq \frac{\pi g_L^2 E_C}{\ell_A^2} \frac{\varrho(\omega)}{\omega} \quad (19)$$

for the softest plasmons with momentum k near π , i.e. $|k - \pi| \ll 1$. Comparing Eqs. (17) and (19), we infer that the inductive-coupling scheme leads to stronger response at low energies $\omega < E_C/\ell_A$ and thus to higher-contrast results close to the transition at ϕ_e^* .

The plasmon spectrum (11) implies the density of states

$$\varrho(\omega) \simeq \frac{1}{\pi u} \frac{\omega \Theta(\omega - \gamma)}{\sqrt{\omega^2 - \gamma^2}}, \quad (20)$$

where Θ denotes the Heaviside step function. In the frequency region $\omega - \gamma \ll \gamma$, the absorption rate features a square-root singularity,

$$\varrho(\omega) \simeq \frac{(\gamma/2)^{1/2}}{\pi u} \frac{\Theta(\omega - \gamma)}{\sqrt{\omega - \gamma}}. \quad (21)$$

At the critical field ϕ_e^* , where the gap closes, $\gamma = 0$, the van-Hove singularity disappears and Eq. (20) becomes

$$\varrho(\omega) \simeq \frac{1}{\pi u}, \quad \phi_e = \phi_e^*, \quad (22)$$

as plasmons have become soft acoustic modes.

B. Fluctuation regime

Mean-field theory is valid as long as fluctuations are small. Close to the critical flux ϕ_e^* , plasmon fluctuations become significant as the modes at $k \sim \pi$ soften. Introducing $\vartheta_j = (-1)^j \theta_j$, we thus write an effective theory for the “slow” field ϑ_j , keeping only the quadratic

leading order in “discrete gradients” $\vartheta_j - \vartheta_{j-1}$ so that $16 \sum_j \phi_j^2 \simeq \sum_j [4\vartheta_j^2 + (\vartheta_j - \vartheta_{j-1})^2]$. The Euclidean action then reads

$$\mathcal{S} = \frac{E_J}{2} \int_{-\beta/2}^{\beta/2} d\tau \sum_j \left\{ \frac{(\partial_\tau \vartheta_j)^2}{E_C E_J} + \frac{1}{4\ell^2} (\vartheta_j - \vartheta_{j-1})^2 + \frac{1}{\ell^2} \vartheta_j^2 - 2 \cos[\vartheta_j - \phi_e(-1)^j] \right\} \quad (23)$$

with $\beta \rightarrow \infty$ at zero temperature. Outside a Ginzburg region close to the critical field ϕ_e^* , one can treat the action (23) in the saddle-point approximation and the mean-field results from the preceding section become accurate.

In order to determine the Ginzburg region, we expand the cosine-potential to fourth order in ϑ_j and then employ a continuum approximation, $j \rightarrow x$ and $\vartheta_j - \vartheta_{j-1} \rightarrow \partial_x \vartheta$. Rescaling coordinates and fields so that they become dimensionless and so the prefactors of the quadratic terms are $1/2$, we find that close to ϕ_e^* the prefactor of the ϑ^4 term is small if

$$|\phi_e - \phi_e^*| \gg \frac{1}{12\ell} \frac{\sqrt{E_C/E_J}}{\sin \phi_e^*}. \quad (24)$$

For external fluxes ϕ_e satisfying Eq. (24), the mean-field results of the preceding sections are valid.

Very close to ϕ_e^* , this Ginzburg criterion breaks down as quantum fluctuations become strong. The quantum critical behavior, which is due to the non-linearity of the Josephson current-phase relationship, leads to an excitation spectrum that is considerably different from mean-field theory and should correspond to a $(1+1)$ -dimensional quantum Ising chain.²⁴ As a result, e.g., the gap γ in the plasmon spectrum, cf. Eq. (12), is expected to close at ϕ_e^* as

$$\gamma \sim \ell^{1/2} (E_J^3 E_C)^{1/4} \sin(\phi_e^*) |\phi_e - \phi_e^*|, \quad (25)$$

i.e. with critical exponent $\nu = 1$ instead of $\nu = 1/2$ in the mean-field prediction (12). Furthermore, the ϑ^2 -term in the action (23) will become renormalized, effectively shifting the critical flux ϕ_e^* to a higher value inside the Ginzburg region. At criticality, $\phi_e = \phi_e^*$, the system is a liquid with spectrum $\varepsilon_k = u(k - \pi)$ and plasmon density of states of the form of Eq. (22), but in the fluctuation regime, the renormalized sound velocity u has to be considered an effective phenomenological parameter. While parameters entering the observable quantities $\alpha_C(\omega)$ and $\alpha_L(\omega)$, Eqs. (17) and (19), will be effective ones, the qualitative threshold behavior should still be described in terms of Eqs. (21) and (22).

Observability of quantum critical behavior requires the system size N to be larger than the correlation length at the boundaries of the quantum critical region as given by Eq. (24). This leads to the condition

$$N \gg \ell^{-1/2} (E_J/E_C)^{1/4}. \quad (26)$$

For typical parameters²⁵ for E_J and E_C (and $\ell \sim 1$ in the type-I regime), the right-hand side of this estimate is of order unity.

IV. TYPE-II REGIME: KINKS AND QUANTUM PHASE SLIPS

Here we consider the limit $\ell \gg 1$, corresponding to large inductances L . This regime is realizable with superinductors as demonstrated in fluxonium qubits.^{20,21} The most interesting physical effects are due to the proliferation of *kinks* in the node phases ϕ_j corresponding to current vortices as shown in Fig. 2(b). These vortices pick up currents over many plaquettes of the order of ℓ and therefore are stable already at small external fluxes ϕ_e . Thus, phase transitions associated with kink proliferation preempt the instability driven by fluctuations of plasmons, which remain gapped for all external magnetic fluxes ϕ_e . As a result, the ground state and excitations are fundamentally different from the type-I regime.

We begin with the study of the phase diagram and the absorption spectrum in the “classical” limit. By “classical”, we mean that the capacitances are large enough (and hence E_C is small enough) to make effects due to spontaneous quantum phase slips negligible but still allow for induced phase slips by microwave absorption. Quantum effects due to finite capacitances alter the classical picture and excitation spectrum and will be investigated in Sec. IV C.

A. Classical ground state

The classical phase diagram in Fig. 1(b) is obtained by finding the configurations $\{\phi_j\}$ of node fluxes that minimize the potential $V[\phi]$, Eq. (3), cf. Refs. 22 and 23. They are found from solving the set of equations given by

$$0 = \frac{1}{E_J} \frac{\partial V}{\partial \phi_j} = \frac{4}{\ell^2} \phi_j - [\sin(\phi_{j+1} - \phi_j - \phi_e) - \sin(\phi_j - \phi_{j-1} - \phi_e)] . \quad (27)$$

Summation over j of Eq. (27) yields the constraint $\sum_j \phi_j = 0$, which corresponds to zero net current to ground.

At zero external flux ϕ_e , the ground state of the system is given by the homogeneous configuration $\phi_j \equiv 0$, which remains a *local* minimum of $V[\phi]$ for non-zero ϕ_e as long as $\cos \phi_e^* > -1/\ell^2$. In the limit of large $\ell \gg 1$, Eq. (27) admits non-trivial solutions already at small $\phi_e \ll 1$ that contain *kinks*,²⁶ static local configurations of ϕ_j with a jump of the order of 2π across one link. In order to study such soliton solutions, we employ Villain’s approximation²⁷, in which we expand $\sin(\theta_j - \phi_e) \simeq \theta_j - \phi_e - 2\pi n$ with integer n such that $\theta_j - \phi_e - 2\pi n$ is small.

For a *single* kink, with one jump of $\sim 2\pi$ over the link between sites $j_0 - 1$ and j_0 and $\theta_j = \phi_j - \phi_{j-1} \lesssim \ell^{-1}$ for all $j \neq j_0$, Villain’s approach yields the configuration

$$\phi_j^{\text{kink}} = -\pi \text{sgn}(j + \tfrac{1}{2}) \exp(-2|j + \tfrac{1}{2}|/\ell) , \quad (28)$$

assuming that $j_0 = 0$. From Eq. (28), we see that ℓ , Eq. (1), determines the scale of the width of a kink. Inserting typical fluxonium values, this width is $\ell \sim 6$,²⁵ which sets the smallest system size necessary to observe the physics under discussion.

As the external flux ϕ_e is increased, we may expect the kink solution ϕ_j^{kink} , Eq. (28), to become more favorable than the homogeneous configuration $\phi_j \equiv 0$ because of the Josephson junction’s preference for finite flux gradients at finite ϕ_e , cf. Eq. (3). In fact, for the difference $\Delta = V[\phi_j^{\text{kink}}] - V[0]$ between the potential energies of the single kink and homogeneous configuration we find

$$\Delta = 2\pi E_J (\phi_e^* - \phi_e) , \quad (29)$$

where

$$\phi_e^* = \frac{\pi}{\ell} \quad (30)$$

is the critical external flux in the type-II regime, $\ell \gtrsim 2$, cf. Fig. 1(b). At flux ϕ_e^* , configurations $\{\phi_j\}$ with kinks become energetically favorable over the homogeneous configuration. The critical flux ϕ_e^* is analogous to the critical magnetic field H_{c1} in type-II superconductors, when vortices begin proliferating.²⁸ Its smallness in $1/\ell$ reflects that the vortex is able to pick up currents over the (large) length scale ℓ , cf. Fig. 2(b).

For $\phi_e > \phi_e^*$, the density of kinks in the ground state grows continuously as a function of ϕ_e . Each kink, when nucleating individually, brings an energy gain of $\Delta = 2\pi E_J (\phi_e^* - \phi_e)$. On the other hand, this individual gain has to be balanced with the interaction energy between two kinks. For the repulsive potential for two kinks at links i and j we find

$$J_{ij} = \frac{4\pi^2 E_J}{\ell} \exp\left(-\frac{2|i-j|}{\ell}\right) , \quad (31)$$

which decays only at large distances on the scale of ℓ , Eq. (1).

The competition between kink-kink repulsion J_{ij} , Eq. (31), and the single-kink energy Δ , Eq. (29), which plays the role of a chemical potential, completely determines the ground state as a function of the external flux ϕ_e at $\ell \gg 1$. This interplay may be effectively described in terms of a classical spin chain model. Specifically, we associate with each Josephson link j a pseudo-spin that distinguishes whether there is a kink across it (“spin-up”) or not (“spin-down”), see Fig. 4. The effective spin Hamiltonian then has the form

$$H_{\text{cl}} = \Delta \sum_j n_j + \frac{1}{2} \sum_{i \neq j} J_{ij} n_i n_j , \quad (32)$$

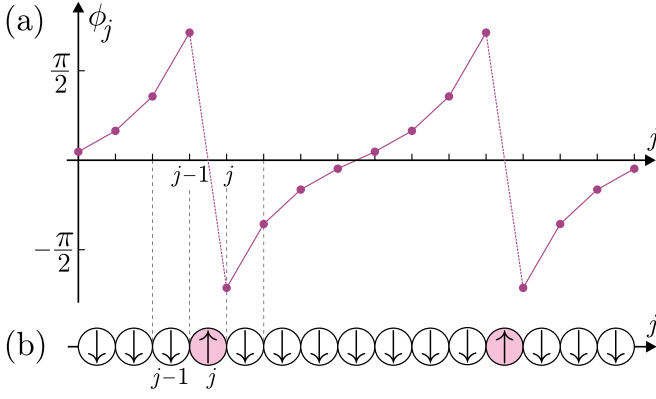


FIG. 4. (Color online) (a) Node flux ϕ_j configuration for a commensurate kink density $\rho = 1/8$ at $\ell = 3$. (b) The same state represented in the effective spin ladder model for the coupled Josephson links. Links with upward oriented spin feature a kink in ϕ_j .

where $n_j = (\sigma_j^z + 1)/2$ and we introduce Pauli matrices σ_j^x , σ_j^y , and σ_j^z .

The ground states of an Ising chain with infinite-range convex interaction potentials were systematically studied as a function of the “chemical potential” Δ by Bak and Bruinsma²⁹ and Aubry³. In the language of our model, they showed that in the limit of very large systems $N \rightarrow \infty$, the kink density $\rho = \langle n_j \rangle$ depends on ϕ_e in the form of a devil’s staircase:³⁰ This means that ρ only takes values in the rational numbers and rises monotonically and continuously with ϕ_e such that for each rational $q/p \leq 1/2$, there is a finite interval in ϕ_e in which $\rho(\phi_e) \equiv q/p$. For our effective model (32), this interval has the width

$$\Delta\phi_e(p) \simeq \frac{2\pi p}{\ell^3 \sinh^2(p/\ell)}. \quad (33)$$

Figure 5(a) illustrates the devil’s staircase for fixed ℓ , showing as a function of ϕ_e the kink density up to commensurability order $p = 17$.

A ground state configuration $\{\phi_j\}$ with kink density $\rho = q/p$ is periodic,³¹ $\phi_{j+p} = \phi_j$. For example the ground state configuration for $\rho = 1/3$ is $\cdots \uparrow\downarrow\downarrow\uparrow\downarrow\downarrow\uparrow\downarrow\downarrow \cdots$, with “primitive cell” $\uparrow\downarrow\downarrow$. For the non-unit fraction $\rho = 2/5$, a primitive cell contains a non-trivial basis: $\uparrow\downarrow\uparrow\downarrow\downarrow$.

Figure 5(a) also illustrates that close to ϕ_e^* , the dependence of the kink density on ϕ_e appears smooth so that we may try to effectively describe it using a continuum approximation. Physically such a description seems reasonable because close to ϕ_e^* , kinks are sparse such that the large distances between neighboring kinks “wash out” the discrete structure of the underlying lattice. Thus, close to ϕ_e^* , the ground state density ρ of the classical model (32) is related to the external flux ϕ_e by

$$\phi_e(\rho) = \frac{\pi}{\ell} \left[\coth\left(\frac{1}{\ell\rho}\right) + \frac{1}{\ell\rho \sinh^2[1/(\ell\rho)]} \right]. \quad (34)$$

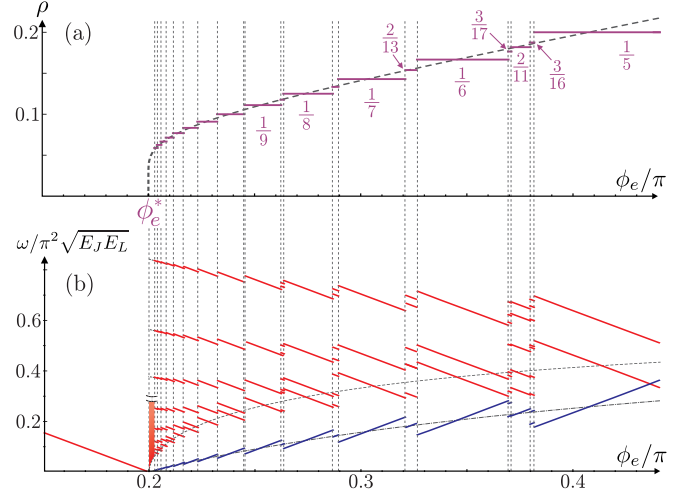


FIG. 5. (Color online) (a) Kink density $\rho = q/p$ for the classical ground state as a function of the external flux ϕ_e (for $\ell = 5$ fixed). The plot shows all densities with periodicity $p \leq 17$; higher-order commensurate phases are hidden behind the vertical dashed lines. The dashed curve is obtained in the continuum approximation (34). (b) Classical excitation levels by adding (red, falling) or removing (blue, rising) a kink. For fixed ϕ_e , the lines mark the frequencies at which the spectral function exhibits a δ -peak. The upper (lower) dashed curve shows the minimal energy for adding (removing) a kink in the continuum approximation, cf. Eqs. (44) and (52). For excitations close to ϕ_e^* , see Fig. 6.

Solving this relation for ρ leads to the dashed curve in Fig 5(a). For $\phi_e - \phi_e^* \gg \phi_e^*$, Eq. (34) would predict the relation $\rho \simeq \phi_e/2\pi$, which in particular implies $\rho = 1/2$ at half flux quantum, $\phi_e = \pi$, corresponding to the staggered order. However, discreteness effects are visibly superposed on the continuum model, mostly due to large intervals in ϕ_e that hold the same kink density, cf. Eq. (33).

Very close to ϕ_e^* such that $\ln[2\phi_e^*/(\phi_e - \phi_e^*)] \gg 1$, we explicitly find the dependence

$$\rho \simeq \frac{2}{\ell} \left\{ \ln \left[\frac{2\phi_e^*}{\phi_e - \phi_e^*} \ln \left(\frac{2\phi_e^*}{\phi_e - \phi_e^*} \right) \right] \right\}^{-1}, \quad (35)$$

which in particular shows that at $\phi_e \rightarrow \phi_e^*$ the kink density grows with infinite slope.

The transitions between the various commensurate phases of the model (32) are first order.³ At zero temperature, quantum fluctuations due to the capacitive term in Eq. (2) facilitate equilibration and prevent hysteresis effects if ϕ_e is varied sufficiently slowly in an experiment. Realistic capacitive energies $E_C \sim E_J$ lead to extended phases of incommensurate order, phases of “floating primitive cells”, around the transitions which we will discuss in Sec. IV C.

B. Classical absorption spectrum

In the regime of kink proliferation, the elementary excitations by photon absorption are the creation of an additional kink or the annihilation of a kink already in existence in the ground state. The typical energy scale associated with such excitations is given by $E_J/\ell \sim \sqrt{E_J E_L}$. This scale could possibly already be below the plasmon gap $\sim \sqrt{E_C E_J}$ if $E_L \ll E_C$. At the critical flux ϕ_e^* , Eq. (30), when the first kinks nucleate in the ground state, the spectrum for kink excitations extends to zero energy. Here, and in the vicinity of ϕ_e^* , these are therefore the relevant low-energy excitations. On either side of $\phi_e = \phi_e^*$, the energies correspond to isolated low-frequency absorption peaks, see Fig. 6.

In this section, we discuss the “classical” absorption spectrum, i.e. we neglect spontaneous creation/annihilation of kinks due to quantum phase slips and only allow for such processes in the context of photon absorption. We discuss how quantum effects alter this picture in Sec. IV C.

1. Capacitive vs. inductive coupling

In a setup with a single *capacitively-coupled* antenna at link j_a [Fig. 3(a)], the system may be excited by *locally* introducing a kink at the link j_a of the antenna. In a single absorption act associated with kink creation or annihilation at link j_a , the system responds by boosting the phase difference θ_{j_a} over the j_a -th Josephson junction from 0 to 2π or vice versa, whereas phase differences at other links acquire negligible changes $\lesssim 1/\ell$. For this reason, we may estimate the matrix element in the absorption rate $\alpha_C(\omega)$, Eq. (5), in the limit of a single fluxonium qubit³², where the energy difference $\varepsilon(j_a)$ between the excited and the ground state is determined by the external flux ϕ_e and the effective potential a kink at j_a feels in the presence of kinks at other sites.

The matrix element entering Eq. (5) is then given by

$$|\langle \theta_{j_a} = 2\pi | \mathcal{N}_{j_a} | \theta_{j_a} = 0 \rangle| \sim \Gamma / E_C. \quad (36)$$

Herein, the parameter

$$\Gamma = \frac{8}{\sqrt{\pi}} (E_J^3 E_C)^{1/4} \exp(-8\sqrt{E_J/E_C}), \quad (37)$$

with dimensions of energy, is the amplitude of a quantum phase slip.³³ In determining matrix elements and absorption rates, we assume the typical limit $E_J \gg E_C \gg E_L \gg \Gamma$ and $\omega \gg \Gamma$ for microwave frequencies ω .

As a result, we obtain for the absorption rate in the case of capacitive coupling

$$\alpha_C(\omega) = 2\pi \tilde{g}_C^2 \left(\frac{\Gamma}{E_C} \right)^2 \delta(\omega - \varepsilon(j_a)) \quad (38)$$

with $\tilde{g}_C \sim g_C$. It features a single peak at frequency $\varepsilon(j_a)$, which corresponds to the energy cost for

adding or removing a kink from the ground state at link j_a . The spectrum of energies $\varepsilon(j)$ is determined in Secs. IV B 2 and IV B 3, see also Fig. 5(b).

The *inductive coupling* setup [Fig. 3(b)], as discussed in Sec. II B 2, couples the single antenna to links over the long range of ℓ_A . For realistic situations, we may assume that ℓ_A is much larger than the length ℓ , the relevant scale for the statics of kinks. This allows the insertion of kinks at any link over a long range. If the antenna is situated at j_a , the absorption rate $\alpha_L(\omega)$, Eq. (7), becomes

$$\alpha_L(\omega) = \frac{2\pi \tilde{g}_L^2}{\ell_A^2} \left(\frac{\Gamma}{\omega} \right)^2 \sum_j e^{-2|j-j_a|/\ell_A} \delta(\omega - \varepsilon(j)), \quad (39)$$

where $\tilde{g}_L \sim g_L$, as the matrix element in Eq. (7) is given by

$$|\langle \theta_j = 2\pi | \theta_j | \theta_j = 0 \rangle| \sim \Gamma / \varepsilon(j). \quad (40)$$

For practical situations, because of the long range, it should therefore be sufficient to restrict ourselves to kink densities $\rho = q/p$ with $p \ll \ell_A$. In this case, the quantum phase slip due to photon absorption may happen at any link within a ground state primitive cell, and the absorption rate is simply written as

$$\alpha_L(\omega) = \frac{2\pi \tilde{g}_L^2}{\ell_A^2} \left(\frac{\Gamma}{\omega} \right)^2 [\varrho_+(\omega) + \varrho_-(\omega)], \quad (41)$$

where $\varrho_+(\omega)$ and $\varrho_-(\omega)$ are the spectral functions associated with the creation and annihilation, respectively, of a kink. We determine them in Secs. IV B 2 and IV B 3.

2. Absorption-induced addition of kinks

In this and the next section, we discuss the spectral function for excitations by adding or removing kinks. We focus mostly on the situation close to the critical flux ϕ_e^* . Figure 6 shows the photon absorption spectrum as a function of the external magnetic flux ϕ_e .

For external magnetic fluxes below the critical value ϕ_e^* , Eq. (30), the ground state is homogeneous, $\phi_j \equiv 0$, and photon absorption can only result in kink creation. The energy cost of a single kink is equal to Δ , Eq. (29), so that we find

$$\varrho_+(\omega) = \delta(\omega - 2\pi E_J(\phi_e^* - \phi_e)) \quad \text{for } \phi_e < \phi_e^*. \quad (42)$$

The absorption frequency decreases linearly as a function of ϕ_e until it reaches 0 at the transition field ϕ_e^* .

For $\phi_e > \phi_e^*$, the ground state of the system carries a commensurate kink density $\rho = q/p$. Because of kink-kink repulsion, the energy costs for *adding* another kink at a particular site j is smallest if this link is put in the

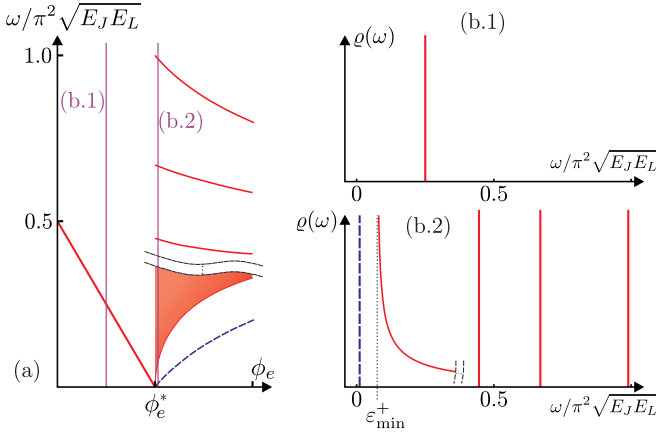


FIG. 6. (Color online) Classical absorption spectrum close to the critical flux ϕ_e^* . (a) Photon absorption spectrum as a function of external flux ϕ_e . Red solid lines correspond to excitations associated with the addition of a kink, blue dashed lines to removing a kink. (b.1) At $\phi_e < \phi_e^*$, cf. Fig. 1(b), there is only one δ -peak in the spectral function $\varrho(\omega)$, corresponding to introducing a kink into the homogeneous ground state. (b.2) For $\phi_e > \phi_e^*$, inhomogeneous broadening leads to a quasi-band of excitations related to kink creation, which for large energies turns into a series of δ -peaks. The lowest excitation is a single peak (for unit-fraction densities $\rho = 1/p$) corresponding to the annihilation of a kink.

middle between two existing kinks, which are separated by a length of either the ceiling or floor integer of ρ^{-1} .³¹

Let us consider a magnetic flux slightly above ϕ_e^* . Here, kinks are sparse so that the discreteness of the lattice and peculiarities related to higher-order commensurate densities $\rho = q/p$ with $q \neq 1$ are less important, at least for low-energy additional kinks. Since also, according to Eq. (33), most of the ϕ_e -space is filled by unit fractions $\rho = 1/p$, we focus at first on excitations by (low-energy) additional kinks to such ground states. Without loss of generality, we may assume that the additional kink is introduced at link $j = 0$. Then assuming a ground state kink at j with $j = 1, \dots, p-1$ and for simplicity p even, the additional kink costs the energy

$$\varepsilon_p^+(j) = \Delta + \frac{4\pi^2 E_J}{\ell} \frac{\cosh[(2j-p)/\ell]}{\sinh(p/\ell)}. \quad (43)$$

Herein, the ground state density $\rho = 1/p$ as a function of ϕ_e is found from inverting Eq. (34). For a given ϕ_e , the lowest frequency at which a photon may create a kink is given by

$$\varepsilon_{\min}^+ = \varepsilon_p(p/2) = \Delta + \frac{4\pi^2 E_J}{\ell \sinh(p/\ell)}, \quad (44)$$

which corresponds to adding a kink exactly in the center of the primitive cell of the kink lattice. For ϕ_e close above ϕ_e^* , using Eq. (35), we find

$$\varepsilon_{\min}^+ \simeq \frac{8\pi^2 E_J}{\ell} \sqrt{\frac{\phi_e - \phi_e^*}{2\phi_e^* \ln[2\phi_e^*/(\phi_e - \phi_e^*)]}}. \quad (45)$$

Thus, at the transition at ϕ_e^* , the gap (44) closes essentially as a square-root law. The absorption gap ε_{\min}^+ as a function of ϕ_e is plotted as a dashed line in Fig. 5(b) and also as the lower band edge in Fig. 6(a).

Adding a kink in the proximity of the center of the primitive cell is energetically least costly. Since (for p even) $\varepsilon_p^+(j) = \varepsilon_p^+(-j)$, each excitation level is doubly degenerate within one primitive cell. For small $j - p/2 \ll \ell$, we expand Eq. (43) and find

$$\varepsilon_p^+(j) \simeq \varepsilon_{\min}^+ + \frac{8\pi^2 E_J}{\ell^3} \frac{(j - p/2)^2}{\sinh(p/\ell)}. \quad (46)$$

The accumulation of absorption levels close ε_{\min}^+ turns into the usual van-Hove singularity in the continuum approximation, which is valid for the low lying absorption levels close to ϕ_e^* . Explicitly, for frequencies ω slightly above the energy gap, $\omega - \varepsilon_{\min}^+ \ll \varepsilon_{\min}^+$, the spectral function for photon absorption associated with kink creation reads

$$\varrho_+(\omega) \simeq \frac{\sqrt{\ell \sinh(p/\ell)}}{2\pi(p/\ell)\sqrt{2E_J}} \frac{\Theta(\omega - \varepsilon_{\min}^+)}{\sqrt{\omega - \varepsilon_{\min}^+}} \quad (47)$$

for $\phi_e > \phi_e^*$. [We recall that by Eqs. (34) and (44) p is a function of ϕ_e .] Close to ϕ_e^* ,

$$\varrho_+(\omega) \simeq \frac{\sqrt{2}}{\varepsilon_{\min}^+ \ln[2\phi_e^*/(\phi_e - \phi_e^*)]} \frac{\Theta(\omega - \varepsilon_{\min}^+)}{\sqrt{(\omega/\varepsilon_{\min}^+) - 1}} \quad (48)$$

with ε_{\min}^+ given by Eq. (45).

Equation (48) is valid for frequencies ω between ε_{\min}^+ and, roughly, $2\varepsilon_{\min}^+$. Integrating over this interval shows that the fraction of available kink-addition states with energies between ε_{\min}^+ and $\sim 2\varepsilon_{\min}^+$ is of order $2/\ln[2\phi_e^*/(\phi_e - \phi_e^*)]$. Close but not too close to ϕ_e^* , this can already represent a significant fraction of all available excited states associated with one additional kink. We also note that in the same limit close to ϕ_e^* , the level spacing $|\varepsilon_p^+(j) - \varepsilon_p^+(j-1)|$ remains smaller than the characteristic energy ε_{\min}^+ for the lowest $(\ell/2) \ln \ell$ levels. In terms of energy, this corresponds to all states with energies smaller than $(\ell/2)\varepsilon_{\min}^+$. Both observations indicate that, as $\phi_e \rightarrow \phi_e^*$ the low-energy excitation spectrum associated with the addition of a kink is suitably described by the continuum model (47) and (48) over a wide range as compared to the characteristic scale ε_{\min}^+ .

At larger energies, however, the continuum approximation underlying Eq. (47) eventually breaks down, even close to ϕ_e^* . Specifically, adding a kink right next to an existing kink determines a highest energy level

$$\varepsilon_{\max}^+ = \varepsilon_p^+(1) \simeq \frac{4\pi^2 E_J}{\ell}. \quad (49)$$

The energy difference $\varepsilon_p^+(1) - \varepsilon_p^+(2)$ between this highest absorption level and the second highest, in which the

additional kink is placed on a next-nearest link, is of order E_J/ℓ^2 and to leading order independent of $\phi_e - \phi_e^*$, cf. Fig. 5(b). This invalidates any approach neglecting the discrete structure of the underlying lattice for finite ℓ . The absorption spectrum at higher energies can then only be described in terms of a sequence of individual δ -function peaks,

$$\varrho_+(\omega) = \frac{1}{p} \sum_j \delta(\omega - \varepsilon_p^+(j)) , \quad (50)$$

cf. Fig. 6(b.2). Note that the spectral weight of an individual peak of Eq. (50) decreases linearly with $1/p$, i.e. upon approaching the critical flux ϕ_e^* from above, as $2/(\ell \ln[2\phi_e^*/(\phi_e - \phi_e^*)])$. In particular, the peaks in Eq. (50) are much less “bright” than the single peak on the homogeneous side, $\phi_e < \phi_e^*$, in Eq. (42).

Let us finally discuss the situation of external fluxes away from the transition point, $\phi_e - \phi_e^* \gtrless \phi_e^*$. For such external fluxes, the phase diagram for ϕ_e is dominated by phases with densities $\rho = q/p$ where p is small. According to Eq. (33), the phase with a ground state kink density of, e.g., $\rho = 1/3$ extends over an interval of length $\Delta\phi_e(3) \simeq 2\pi/3\ell$, which is almost as large as the interval of the homogeneous phase at $\phi_e < \phi_e^*$. For finite ℓ , this clearly invalidates the continuum approach entirely, and one can only work with the discrete formula for the absorption spectrum (50). As illustrated in Fig. 5(b), the absorption spectrum for the larger unit-fraction kink densities, which dominate the phase diagram on the ϕ_e axis, contains fewer discrete δ -peaks, which on the other hand are individually brighter than the peaks close to ϕ_e^* .

Within an interval in ϕ_e of constant kink density, the excitation energies fall linearly as a function of ϕ_e , as a higher magnetic flux favors additional kinks, cf. Fig. 5(b). As a result, transitions between the commensurate phases are detectable by jumps of the excitation frequencies seen in absorption spectroscopy.

3. Absorption-induced annihilation of kinks

For external magnetic fluxes above the critical flux, $\phi_e > \phi_e^*$, the ground state carries a finite density ρ of kinks whose annihilation constitutes another excitation in the context of photon absorption. In fact, excited states due to annihilation of a single kink are classically the energetically lowest excitations of the system.

We again first consider a sparse unit-fraction density $\rho = 1/p$ at external flux slightly above ϕ_e^* . In this situation, the energy cost to annihilate a kink is

$$\varepsilon_p^- = -\Delta - \frac{4\pi^2 E_J}{\ell} \frac{2}{\exp(2p/\ell) - 1} . \quad (51)$$

Close to ϕ_e^* , using Eq. (35), we may write the dependence

on ϕ_e explicitly,

$$\varepsilon^- \simeq 2\pi E_J (\phi_e - \phi_e^*) \left(1 - \frac{2}{\ln[2\phi_e^*/(\phi_e - \phi_e^*)]} \right) , \quad (52)$$

which is valid as long as $\ln[2\phi_e^*/(\phi_e - \phi_e^*)] \gg 1$. Note that in contrast to the minimal energy to add a kink, Eq. (48), the energy for removing a kink depends on $\phi_e - \phi_e^*$ in the leading order as a linear function.

The spectral function then reduces to a single δ -peak,

$$\varrho_-(\omega) = \frac{1}{p} \delta(\omega - \varepsilon_p^-) \quad \text{for } \phi_e > \phi_e^* . \quad (53)$$

The spectral weight becomes small close to ϕ_e^* , where p is large. This is in complete analogy with the fate of the individual δ -peaks in the spectral function $\varrho_+(\omega)$ for absorption-induced kink creation, cf. the discussion of Eq. (50). Observing this peak with a capacitively coupled antenna that affects the system locally thus seems much more difficult than with an inductively coupled antenna, which is able to excite remote links.

For ϕ_e much larger than ϕ_e^* , the ground state density becomes larger and effects due to the discreteness of the lattice become important also for the spectral function $\varrho_-(\omega)$. In particular, kink densities that are not unit fractions and feature more complicated primitive cells of the commensurate order may lead to a kink-annihilation spectrum with more than one peak. For instance, for the rational density $\rho = 3/7$, a primitive cell is given by $\uparrow\downarrow\uparrow\downarrow\uparrow\downarrow$. Here, removing the second kink is energetically less costly than removing the first or third, resulting in two δ -peaks in $\varrho_-(\omega)$ with the lower one being half as “bright” as the upper one, cf. Fig. 5(b) for different examples of this phenomenon ($\rho = 3/17$ and $\rho = 3/16$).

In conclusion of this section, the classical absorption spectrum shows clear signatures of the phase transitions between the various phases of commensurate kink configurations and, in particular, the transition at ϕ_e^* , at which the first kinks enter the system, cf. Fig. 6. The lowest excitations on the left side but essentially also on the right side of ϕ_e^* are single δ -peaks.

C. Quantum effects

1. Quantum phase slips

The capacitive term in the Lagrangian, Eq. (2), introduces quantum fluctuations into the system. Besides plasmons, which below the gap of order $\sqrt{E_C E_J}$ are frozen, these quantum fluctuations notably become manifest in the form of quantum phase slips,³³ which change phase differences across any of the Josephson junctions by 2π . This corresponds to the spontaneous creation or annihilation of kinks. For $\ell \gg 1$, the necessary adjustments $\lesssim \ell^{-1}$ of fluxes ϕ_j neighboring the location of the

kink only make minor contributions to the action of the total quantum phase slip.³⁴ The phase slip amplitude Γ , which has already been introduced in Eq. (37), measures the coupling strength between the configuration with a kink at a given link and the one without. Including this coupling, the effective quantum Hamiltonian in the kink-dominated type-II regime $\ell \gg 1$ is

$$H = H_{\text{cl}} + \frac{\Gamma}{2} \sum_j \sigma_j^x, \quad (54)$$

where H_{cl} is the classical non-local Ising Hamiltonian, Eq. (32). The quantum phase slips thus enter in the form of an effective transverse field. As a result, in the fluxonium limit $\ell \gg 1$, the circuit Fig. 1(a) constitutes a realization of a quantum Ising model with non-local interactions.³⁰ We remind the reader that the energy scales typically obey $E_J \gg E_L \gg \Gamma$.

2. Low-frequency peaks

The lowest excitations in the classical absorption spectrum in the vicinity of ϕ_e^* are single peaks, cf. Fig. 6 and Eq. (42). Quantum fluctuations broaden these peaks. Not too close to ϕ_e^* , this effect is perturbative and the peaks should still be observable in the realistic quantum regime.

For $\phi_e < \phi_e^*$, according to the classical analysis in Sec. IV B 2, the lowest excitation corresponds to introducing a single kink into the homogeneous ground state. The excited state then has energy Δ , Eq. (29), and is N -fold degenerate since the kink could have been excited on any of the N links in the system. As we include quantum effects due to the σ^x -term in the Hamiltonian (54), this kink, assumed at link i , effectively hops through the system: In second order in Γ , the kink either is first annihilated and then nucleates at a (different) link j or vice versa. In the first process, the effective hopping parameter is given by Γ^2/Δ , in the second by $-\Gamma^2/(\Delta + V_{ij})$ because in the intermediate state the system holds two virtual kinks affected by the mutual repulsion V_{ij} , Eq. (31). As a result, hopping is effective over distances

$$\tilde{\ell} = \ell \ln(1/d), \quad (55)$$

where $d = \Delta/(4\pi^2 E_J/\ell)$. The single-kink states thus reorganize into plane waves and the single excitation peak in Fig. 6(b) is broadened into a band. For $|i - j| \gg \tilde{\ell}$, the two hopping processes interfere destructively.

If $\Delta^2 \gg \ell \Gamma^2$, we may use perturbation theory to find the effective quantum spectrum. To second order in Γ , the spectrum of excited states with a single kink is

$$\begin{aligned} \varepsilon_q = \Delta + \frac{\Gamma^2}{4\Delta} \left\{ \ell \ln(1 + d^{-1}) - 1 \right. \\ \left. + \pi \ell \left(\frac{\sin[\tilde{\ell} q/2]}{\sinh(\pi \ell q/2)} + \{q \leftrightarrow 2\pi - q\} \right) \right\} \end{aligned} \quad (56)$$

with the wave number $q = 0, \dots, 2\pi$. In terms of ϕ_e , Eq. (56) remains valid as long as $|\phi_e - \phi_e^*| \gg \tilde{\ell}^{1/2} \Gamma/E_J$. As $\phi_e \rightarrow \phi_e^*$, quantum fluctuations lead to drastically different low-energy physics. In the classical limit, $\Gamma \rightarrow 0$ the spectrum reduces to a single peak at Δ , cf. Eq. (42).

The bandwidth of the dispersive part in Eq. (56) is of order $\ell \Gamma^2/\Delta$. However, because the dispersive part is exponentially suppressed for momenta $1/\ell < q < 2\pi - 1/\ell$, the band is mostly flat with most states accumulated at the lower band edge. For instance, a simple estimate using Eq. (56) shows that more than half of the states have an energy less than

$$\Delta \varepsilon = \frac{\pi \ell \Gamma^2}{2\Delta} e^{-\pi^2 \ell/4} \quad (57)$$

away from $\varepsilon_{q=\pi}$. The first term in braces in Eq. (56) represents a global renormalization $\propto \Gamma^2$ of the classical single-kink excited level, due to interaction with virtually created and annihilated kinks.

For $\phi_e > \phi_e^*$, the lowest energy single-kink excitation is the annihilation of an existing kink in the ground state (assumed unit-fraction for simplicity), cf. Fig. 6(b.2) and Eq. (53). At non-zero Γ , the induced hopping of kinks makes their positions subject to quantum uncertainty. As a result, the effective potential a single kink feels in the many-body background becomes fluctuating. The variance of this effective potential then determines the width of the broadened excitation peak for annihilation of a single kink.

Perturbation theory in Γ yields a small broadening of the peak at ε_- , Eq. (52), with width

$$\Delta \varepsilon_- \sim \ell^{1/2} \Gamma. \quad (58)$$

Note the linear dependence on the quantum amplitude, in contrast to the broadening of the kink excitation spectrum at $\phi_e < \phi_e^*$, cf. Eq. (57). The estimate (58) is valid for small Γ and for ϕ_e sufficiently far away from the critical value ϕ_e^* , specifically as long as

$$\Gamma \ll \frac{E_J}{\ell^{3/2}} \frac{(\phi_e - \phi_e^*)^{1/2}}{\ln^{1/2}[2\phi_e^*/(\phi_e - \phi_e^*)]}, \quad (59)$$

close to ϕ_e^* , and $\Gamma \ll E_J/\ell^{3/2}$ for $\phi_e \rightarrow \pi$. If this inequality is not satisfied, especially close to ϕ_e^* , effects of the then strong effective hopping are more drastic and the single peak for kink annihilation fades away into the spectrum of a strongly-correlated quantum liquid, cf. the next section. Away from ϕ_e^* , however, the peak should remain intact, owing to the exponential smallness of Γ , Eq. (37).

3. Quantum phase diagram

Quantum Ising models beyond nearest neighbors, i.e. Hamiltonians of the form of Eq. (54), have recently^{35,36}

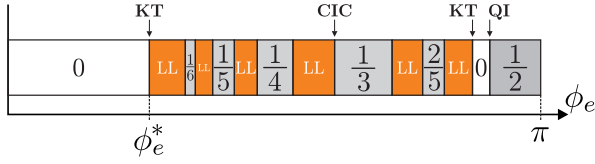


FIG. 7. (Color online) Sketched quantum phase diagram, cf. Ref. 35, as a function of the external flux ϕ_e for fixed $\ell = 5$. Quantum phase slips, in this illustration with amplitude $\Gamma \sim 0.1E_J$, melt all commensurate kink densities $\rho = q/p$ with $p > 6$, leading to extended incommensurate Luttinger liquid (LL) phases, for which the spectral function has the form of Eq. (60). For general Γ , Eq. (61) determines the maximum p such that classical commensurate phases $\rho = q/p$ survive the quantum fluctuations.

been studied theoretically for power-law interactions, e.g., in the context of Rydberg atoms³⁵ and experimentally using trapped ions.³⁷ Applying the theoretical results to our model (54), we predict the phase diagram as a function of external flux ϕ_e for fixed $\ell \gg 1$ and Γ to be the one shown in Fig. 7.

Below a critical flux ϕ_e^* , the system is, as in the classical limit, in a homogeneous phase with gapped excitation spectrum, cf. Sec. IV C 2, but then undergoes a Kosterlitz-Thouless (KT) transition into a gapless phase of “floating” kinks. This phase is a Luttinger liquid and the excitation spectrum for adding or removing kinks is analogous to the spectrum of adding or removing spinless fermions in a one-dimensional system with strong repulsion. Upon further increasing ϕ_e , the system undergoes a commensurate-incommensurate (CIC) transition into a “pinned” phase featuring a rational kink density $\rho = q/p$ and a gapped excitation spectrum as in Fig. 5(b). Quantum effects broaden the “classical” peaks according to Eq. (56). After another CIC transition, the system becomes again a Luttinger liquid. An (even) number of CIC transitions (depending on Γ) may follow before the system undergoes a second KT transition from a liquid into another gapped homogeneous phase, which in a final quantum Ising (QI) transition turns into the staggered order corresponding to kink density $\rho = 1/2$.

Let us have a closer look into the phases that feature a finite kink density. For this purpose, let us consider a classical ground state with kink density $\rho = q/p$ and estimate its stability to quantum fluctuations. Whereas the adjacent ground state for increasing (decreasing) ϕ_e has only one extra (fewer) kink, practically all the kinks need to be rearranged in order to minimize the potential energy.³¹ We can interpret this state as the original state of period p with the addition of p defects, in analogy to the two domain walls introduced in an antiferromagnet by flipping one spin.^{35,38} For the kink density $\rho = 1/2$, this analogy is perfect.

The quantum σ_x term introduces effective hopping of the defects by virtual quasi-simultaneous adding and removing of kinks, similar to the single-kink hopping dis-

cussed in Sec. IV C 2. The classical energies of the virtually occupied intermediate states are of order E_J/ℓ , cf. Fig. 5(b), giving a hopping amplitude $t \sim \Gamma^2 \ell / E_J$. The kinetic energy gain from such hopping of p defects, which is $\sim pt$, then lowers the energy of the states with defects relative to the original period- p ground state and, as a result, takes away a strip of width $\sim pt/2\pi E_J$ from both ends of the interval the period- p ground state has classically occupied in ϕ_e . In Fig. 7, e.g., the $\rho = 1/5$ phase had to cede almost one half of its classical interval in ϕ_e , cf. Eq. (33), to the strips to its left and its right.

In these strips, because of the mobility of the kinks, the commensurate configuration has melted and been replaced by an incommensurate state of floating “defective” primitive cells. This state is gapless and physically described by a Luttinger liquid. Creation of a kink at a link j is here analogous to injecting a spinless electron at a site x into a (strongly-coupled) quantum wire.³⁹ Therefore, using the well-known Luttinger liquid results, we find for absorption at low energies the spectral function

$$\varrho_{\pm}(\omega) \propto \omega^{\frac{1}{2}(K+K^{-1}-2)}. \quad (60)$$

Within the incommensurate phase, the Luttinger parameter K varies³⁶ as a function of ϕ_e . At the CIC transition involving a commensurate kink density $\rho = q/p$, it takes the value $K = 1/p^2$, cf. Refs. 35 and 39. If the width of the incommensurate strip exceeds the width of the interval of the classically commensurate state, i.e. if

$$\sinh(p/\ell) \gtrsim \frac{\sqrt{2}\pi E_J}{\ell^2 \Gamma}, \quad (61)$$

the classical state with period p is entirely unstable and merges into an incommensurate phase of floating defects between two commensurate phases of shorter period p . The estimate (61) shows explicitly that classical ground states of kink densities with smaller denominator p are more immune to quantum fluctuations. In fact, the classical phase $\rho = 1/3$, the “most immune” pinned phase, would be destroyed entirely only if Γ were so large that it would also destabilize the Luttinger liquid into a gapped homogeneous quantum paramagnet.³⁵ Based on typical fluxonium parameters²⁵, we predict that classical phases of pinned densities $\rho = q/p$ with $p \lesssim 10$ survive also in the presence the quantum fluctuations and systems of size larger than 10 would be needed to observe signatures of Luttinger liquid physics such as an absorption spectrum according to Eq. (60).

Upon decreasing of the external flux to a critical value ϕ_e^* , the lowest- ϕ_e incommensurate phase destabilizes into a homogeneous phase in a KT transition³⁵. We note that the value of the critical flux ϕ_e^* , because of quantum fluctuations, will be slightly larger than the classical value from Eq. (30). Close to this transition, theory³⁵ predicts a critical $K = K^* = 1/8$. As the external flux ϕ_e approaches half a flux quantum, the system undergoes a similar KT transition from the rightmost (see Fig. 7) incommensurate phase (with the

same K^*) into a homogeneous quantum paramagnet. Eventually, there is a quantum Ising transition^{35,36} to the antiferromagnet-like $p = 2$ phase in the vicinity of $\phi_e = \pi$.

V. SUMMARY AND DISCUSSION

A. Summary

The model circuit, Fig. 1(a), we have discussed has a surprisingly rich equilibrium phase diagram, cf. Figs. 1(b) and 7, despite its relatively simple structure. This arises due to the combination of the nonlinear properties of Josephson junctions and the long-range interactions introduced by the coupling to a common ground. As a function of the circuit parameters $\ell = 2\sqrt{E_J/E_L}$, E_C/E_J , and the external field ϕ_e , the model exhibits equilibrium phase transitions of the Kosterlitz-Thouless, commensurate-incommensurate, and Ising classes. We have shown that circuit QED realizations of this model enable access to low-energy excitations. In particular, they allow to identify the quantum phase transitions in linear response by the absorption of microwaves using a capacitively (C) or inductively (L) coupled antenna. Here we summarize our predictions for the absorption rate $\alpha_{C/L}(\omega)$ in the various characteristic regimes of parameters, particularly ℓ and ϕ_e .

1. Type-I regime: $1 < \ell \lesssim \sqrt{2}$

In this limit, the elementary excitations of the system are plasmons. The absorption rates $\alpha_C(\omega)$ and $\alpha_L(\omega)$ are given by Eq. (17) and (19), respectively, with the density of states of plasmon excitations given by Eq. (20). At the critical external flux $\phi_e = \phi_e^*$, classically given by Eq. (9), the spectrum is gapless with a uniform density of states [Eq. (22)]. In the proximity of ϕ_e^* , where the Ginzburg criterion (24) is violated and quantum fluctuations are strong, the gap in the plasmon spectrum grows linearly as a function of the distance to ϕ_e^* , [Eq. (25)], while outside the Ginzburg region, the classical square root dependence on the external flux [Eqs. (12) and (14)] sets in.

2. Type-II regime: $\ell \gg 1$

This regime, with $E_J \gg E_L$, is closer to the parameters realized in fluxonium qubits.²⁰ The ground state and excitation spectrum at large flux, $\phi_e > \phi_e^*$ with ϕ_e^* given by Eq. (30), are significantly different from the small-flux regime, $\phi_e < \phi_e^*$, where the ground state is homogeneous. The elementary excitations are associated with the addition or removal of localized kinks (or vortices).

The absorption spectrum is different for the capacitive [Eq. (38)] or inductive [Eq. (41)] coupling of the an-

tenna, the former adding or removing kinks locally, the latter over an extended range. In the realistic quantum picture, the lowest excited states in the regime $\phi_e < \phi_e^*$ appear above a gap of order $\Delta \propto \phi_e^* - \phi_e$ and form a very flat quantum band [Eq. (56)]. The band slightly broadens the classical peak in the absorption rate [Eq. (42) and Fig. 6(b.1)]. As $\phi_e \rightarrow \phi_e^*$, the gap closes and, upon undergoing a Kosterlitz-Thouless (KT) transition at ϕ_e^* , the system enters the phase of a “floating” crystal of kinks. The excitation spectrum here at $\phi_e > \phi_e^*$ is of Luttinger-liquid type and at low energies is given by Eq. (60).

As ϕ_e is increased further, depending on the strength of quantum fluctuations (phase slips), the system undergoes a commensurate-incommensurate (CIC) transition, after which the ground state carries a pinned classical kink density. Here, the excitation spectrum is essentially the classical spectrum of Figs. 5(b) and 6(b.2), where quantum fluctuations slightly broaden the δ -peaks according to Eq. (58). The classical spectral function for kink addition is given by Eq. (48), for ϕ_e not too far from ϕ_e^* , and in general by Eq. (50). For kink annihilation, the spectral function is displayed in Eq. (53). For kink densities $\rho = q/p$ with $q = 1$ or $q = 2$, which dominate the phase diagram, there is only a single peak in the absorption spectrum related to kink annihilation, which is the lowest excitation energy of the system, cf. Eq. (51) and Figs. 5(b) and 6(b.2).

As the external flux is further increased, classical and floating phases alternate as schematically indicated in Fig. 7.

B. Discussion

In our theoretical analysis, we built on the availability of a “superinductance” such as in fluxonium qubits²⁰ when envisioning experimental realizations. As a result, the type-II regime of small E_L could be reached without considering the effects of additional parasitic capacitances to ground that would be unavoidable in a realization using ordinary electromagnetic inductance. Such additional parasitic capacitances would suppress quantum fluctuations and thus enhance the classical behavior of the system. In the type-I regime, it decreases the effective E_C for the low energy plasmon modes, narrowing the quantum critical region for the Ising transition. In the type-II regime, capacitance to ground decreases the quantum phase slip rate Γ ,³⁴ which helps to stabilize the classical pinned phases.

Throughout, we have used periodic boundary conditions for theoretical convenience. Realistically, it is easier to create an array with open boundary conditions and so for small system sizes there will be edge effects. These will extend over a length $\sim \ell$, Eq. (1), as this is the scale for interactions in the system. Yet for large systems whose size significantly exceeds at least the length ℓ , our results should be directly applicable. We have also assumed the temperature is zero. Both finite temperature

and the finite size of the system prevent the formation of long-range order and in principle mean that there will not be a true phase transition. However, the equilibrium state and spectrum will retain signatures of the infinite system behavior on short enough length and timescales.

We note that there is an intermediate regime $\ell \sim 2$, where the classical model has an incomplete staircase of first order transitions, cf. Fig. 1(b) and Refs. 22 and 23. In this parameter region, the type-II regime commensurate and incommensurate phases of finite kink density for $\phi_e > \phi_e^*$ turn into the single Ising phase of the type-I regime. The classical theory^{22,23} predicts a sequence of “superdegenerate”^{22,23} and multicritical points as the transition at ϕ_e^* changes from first order at large ℓ to second order in the type-I regime. The construction of an effective model for this region that also allows one to analytically study the effect of quantum fluctuations appears difficult. However, the study of the ground states and excitations may be amenable to numerical techniques such as quantum Monte Carlo as the problem is bosonic.

In the type-II regime at large ℓ , the low-energy behavior is well described in terms of localized kinks. Using the locally-coupled capacitive antenna configuration, kinks

can be selectively introduced or removed on individual sites. If multiple kinks are introduced, they will interact over the large length scale ℓ according to the Hamiltonian (32). This introduces the possibility of investigating the many-body non-equilibrium physics of the system. In the presence of dissipation, it may be possible to create a model system with a driven-dissipative steady-state of interacting kinks, an interesting addition to the set of non-equilibrium many body models that can be simulated with circuit QED systems.⁴⁰

ACKNOWLEDGMENTS

We would like to thank G. Rastelli, I. Pop, M. H. Devoret, J. Keeling, Yu Chen, C. Neill, S. Hacothen-Gourgy, and V. Ramasesh for interesting and helpful discussions. This work was supported by NSF DMR-1301798 and DMR-1206612, and ARO W911NF-14-1-0011. H. M. and R. T. B. acknowledge the Yale Prize Postdoctoral Fellowship.

-
- ¹ O. Daldini, P. Martinoli, J. L. Olsen, and G. Berner, *Vortex-Line Pinning by Thickness Modulation of Superconducting Films*, Phys. Rev. Lett. **32**, 218 (1974); P. Martinoli, O. Daldini, C. Leemann, and B. Van den Brandt, *Josephson Oscillation of a Moving Vortex Lattice*, *ibid.* **36**, 382 (1976); O. Daldini, C. Leemann, and P. Martinoli, *Coherent flux flow in superconducting films with periodically modulated thickness*, Solid State Comm. **16**, 509 (1975); P. Martinoli, O. Daldini, C. Leemann, and E. Stocker, *A.C. Quantum interference in superconducting films with periodically modulated thickness*, *ibid.* **17**, 205 (1975).
 - ² V. L. Pokrovsky and A. L. Talapov, *Ground State, Spectrum, and Phase Diagram of Two-Dimensional Incommensurate Crystals*, Phys. Rev. Lett. **42**, 65 (1979) and *The theory of two-dimensional incommensurate crystals*, Sov. Phys. JETP **51**, 134 (1980).
 - ³ S. Aubry, *Exact models with a complete Devil’s staircase*, J. Phys. C: Solid State Phys. **16**, 2497 (1983).
 - ⁴ A. I. Larkin and Y. N. Ovchinnikov, *Electrodynamics of inhomogeneous type-II superconductors*, Sov. Phys. JETP **38**, 854 (1974).
 - ⁵ A. I. Larkin and Y. N. Ovchinnikov, *Pinning in type II superconductors*, J. Low. Temp. Phys. **34**, 409 (1979).
 - ⁶ D. S. Fisher, *Collective transport in random media: from superconductors to earthquakes*, Phys. Rep. **301**, 113 (1998).
 - ⁷ L. I. Glazman and A. E. Koshelev, *Thermal fluctuations and phase transitions in the vortex state of a layered superconductor*, Phys. Rev. B **43**, 2835 (1991).
 - ⁸ D. S. Fisher, M. P. A. Fisher, and D. A. Huse, *Thermal fluctuations, quenched disorder, phase transitions, and transport in type-II superconductors*, Phys. Rev. B **43**, 130 (1991).
 - ⁹ D. R. Nelson and V. M. Vinokur, *Boson localization and pinning by correlated disorder in high-temperature superconductors*, Phys. Rev. Lett. **68**, 2398 (1992) and *Boson localization and correlated pinning of superconducting vortex arrays*, Phys. Rev. B **48**, 13060 (1993).
 - ¹⁰ J. Bardeen and M. J. Stephen, *Theory of the Motion of Vortices in Superconductors*, Phys. Rev. **140**, A1197 (1965).
 - ¹¹ G. Blatter, M. V. Feigelman, V. B. Geshkenbein, A. I. Larkin, and V. M. Vinokur, *Vortices in high-temperature superconductors*, Rev. Mod. Phys. **66**, 1125 (1994).
 - ¹² A. M. Goldman and N. Marković, *Superconductor-Insulator Transitions in the Two-Dimensional Limit*, Phys. Today **51**, 39 (1998).
 - ¹³ R. Fazio and H. van der Zant, *Quantum phase transitions and vortex dynamics in superconducting networks*, Phys. Rep. **355**, 235 (2001).
 - ¹⁴ E. Chow, P. Delsing, and D. B. Haviland, *Length-Scale Dependence of the Superconductor-to-Insulator Quantum Phase Transition in One Dimension*, Phys. Rev. Lett. **81**, 204 (1998).
 - ¹⁵ A. van Oudenaarden and J. E. Mooij, *One-Dimensional Mott Insulator Formed by Quantum Vortices in Josephson Junction Arrays*, Phys. Rev. Lett. **76**, 4947 (1996); A. van Oudenaarden, B. van Leeuwen, M. P. M. Robbens, and J. E. Mooij, *One-dimensional Mott localization of quantum vortices in Josephson-junction arrays*, Phys. Rev. B **57**, 11684 (1998).
 - ¹⁶ D. B. Haviland, K. Andersson, and P. gren, *Superconducting and Insulating Behavior in One-Dimensional Josephson Junction Arrays*, J. Low Temp. Phys. **118**, 733749, (2000); K. Andersson and D. B. Haviland, *Escape from a zero-current state in a one-dimensional array of Josephson junctions*, Phys. Rev. B **67**, 092507 (2003).

- ¹⁷ Y. Takahide, H. Miyazaki, and Y. Ootuka, *Superconductor-insulator crossover in Josephson junction arrays due to reduction from two to one dimension*, Phys. Rev. B, **73**, 224503 (2006).
- ¹⁸ C. Bruder, L. I. Glazman, A. I. Larkin, J. E. Mooij, and A. van Oudenaarden, *Phase transition in a chain of quantum vortices*, Phys. Rev. B **59**, 1383 (1999).
- ¹⁹ A. Blais, R. S. Huang, A. Wallraff, S. M. Girvin, and R. J. Schoelkopf, *Cavity quantum electrodynamics for superconducting electrical circuits: An architecture for quantum computation*, Phys. Rev. A **69**, 062320 (2004).
- ²⁰ V. E. Manucharyan, J. Koch, L. I. Glazman, M. H. Devoret, *Fluxonium: Single Cooper-Pair Circuit Free of Charge Offsets*, Science **326**, 113 (2009).
- ²¹ N. A. Masluk, I. M. Pop, A. Kamal, Z. K. Mineev, and M. H. Devoret, *Microwave Characterization of Josephson Junction Arrays: Implementing a Low Loss Superinductance*, Phys. Rev. Lett. **109**, 137002 (2012); M. T. Bell, I. A. Sadovskyy, L. B. Ioffe, A. Yu. Kitaev, and M. E. Gershenson *Quantum Superinductor with Tunable Nonlinearity*, *ibid.* **109**, 137003 (2012).
- ²² C. S. O. Yokoi, L.-H. Tang, and W. Chou, *Ground state of the one-dimensional chiral XY model in a field*, Phys. Rev. B **37**, 2173 (1988).
- ²³ M. Marchand, K. Hood, and A. Caillé, *Nonconvex interactions and the occurrence of modulated phases*, Phys. Rev. Lett. **58**, 1660 (1987) and *Nonconvex interactions: A mechanism for the occurrence of modulated order in condensed matter*, Phys. Rev. B **37**, 1898 (1988).
- ²⁴ See, e. g., S. Sachdev, *Quantum Phase Transitions* (Cambridge University Press, Cambridge, 2011).
- ²⁵ For estimates, we use the values $E_J \approx 10$ GHz, $E_L \approx 1$ GHz, and $E_C/8 = e^2/(2C) \approx 3$ GHz.
- ²⁶ M. Kardar, *Josephson-junction ladders and quantum fluctuations* Phys. Rev. B **33**, 3125 (1986).
- ²⁷ J. Villain, *Theory of one- and two-dimensional magnets with an easy magnetization plane, II. The planar, classical, two-dimensional magnet*, J. Phys. **36**, 581 (1975).
- ²⁸ P.-G. de Gennes, *Superconductivity of Metals and Alloys* (Benjamin, New York, 1966)
- ²⁹ P. Bak and R. Bruinsma, *One-Dimensional Ising Model and the Complete Devil's Staircase*, Phys. Rev. Lett. **49**, 249 (1982).
- ³⁰ In order to avoid any confusion, we point out that although our interaction J_{ij} , Eq. (31), falls exponentially and so is certainly short-ranged in the sense of scaling, it is nevertheless non-zero at an arbitrarily large distance $|i-j|$. This implies the theoretical completeness of the devil's staircase in our model, even though the "stairs" for kink densities $\rho = q/p$ with large p occupy exponentially small intervals in ϕ_e , cf. Eq. (33).
- ³¹ J. Hubbard, *Generalized Wigner lattices in one dimension and some applications to tetracyanoquinodimethane (TCNQ) salts*, Phys. Rev. B **17**, 494 (1978).
- ³² G. Catelani, R. J. Schoelkopf, M. H. Devoret, and L. I. Glazman, *Relaxation and frequency shifts induced by quasiparticles in superconducting qubits*, Phys. Rev. B **84**, 064517 (2011).
- ³³ K. A. Matveev, A. I. Larkin, and L. I. Glazman, *Persistent Current in Superconducting Nanorings*, Phys. Rev. Lett. **89**, 096802 (2002).
- ³⁴ G. Rastelli, I. M. Pop, and F. W. J. Hekking, *Quantum phase slips in Josephson junction rings*, Phys. Rev. B **87**, 174513 (2013).
- ³⁵ E. Sela, M. Punk, and M. Garst, *Dislocation-mediated melting of one-dimensional Rydberg crystals*, Phys. Rev. B **84**, 085434 (2011).
- ³⁶ P. Fendley, K. Sengupta, and S. Sachdev, *Competing density-wave orders in a one-dimensional hard-boson model*, Phys. Rev. B **69**, 075106 (2004).
- ³⁷ P. Richerme, C. Senko, S. Korenblit, J. Smith, A. Lee, R. Islam, W. C. Campbell, and C. Monroe, *Quantum Catalysis of Magnetic Phase Transitions in a Quantum Simulator*, Phys. Rev. Lett. **111**, 100506 (2013).
- ³⁸ A. A. Odintsov, *One-dimensional Josephson arrays as superlattices for single Cooper pairs*, Phys. Rev. B **54**, 1228 (1996).
- ³⁹ T. Giamarchi, *Quantum Physics in One Dimension* (Clarendon Press, Oxford, 2004).
- ⁴⁰ A. A. Houck, H. E. Türeci, and J. Koch, *On-chip quantum simulation with superconducting circuits*, Nat. Phys. **8**, 292 (2012).