

Eternal inflation in a dissipative and radiation environment: Heated demise of eternity

Gustavo S. Vicente,^{1,*} Leandro A. da Silva,^{2,†} and Rudnei O. Ramos^{3,‡}

¹*Departamento de Física Teórica, Universidade do Estado do Rio de Janeiro,
20550-013 Rio de Janeiro, Rio de Janeiro, Brazil*

²*Center of Mathematics, Computation and Cognition,
UFABC, 09210-580 Santo André, São Paulo, Brazil*

³*Departamento de Física Teórica, Universidade do Estado do Rio de Janeiro, 20550-013 Rio de Janeiro, RJ, Brazil*

Eternal inflation is studied in the context of warm inflation. We focus on different tools to analyze the effects of dissipation and the presence of a thermal radiation bath on the fluctuation-dominated regime, for which the self-reproduction of Hubble regions can take place. The tools we explore are the *threshold inflaton field* and *threshold number of e -folds* necessary to establish a self-reproduction regime and the *counting of Hubble regions*, using generalized conditions for the occurrence of a fluctuation-dominated regime. We obtain the functional dependence of these quantities on the dissipation and temperature. A Sturm-Liouville analysis of the Fokker-Planck equation for the probability of having eternal inflation and an analysis for the probability of having eternal points are performed. We have considered the representative cases of inflation models with monomial potentials of the form of chaotic and hilltop ones. Our results show that warm inflation tends to initially favor the onset of a self-reproduction regime for smaller values of the dissipation. As the dissipation increases, it becomes harder than in cold inflation (i.e., in the absence of dissipation) to achieve a self-reproduction regime for both types of models analyzed. The results are interpreted and explicit analytical expressions are given whenever that is possible.

PACS numbers: 98.80.Cq

I. INTRODUCTION

One of the most peculiar consequences of inflation is the possibility of leading to a self-reproduction regime (SRR) of inflating Hubble regions (H regions), a phenomenon that became known as eternal inflation (for reviews, see, e.g., Refs. [1–3]). In eternal inflation the dynamics of the Universe during the inflationary phase is considered in a global perspective and refers to a semi-infinity (past finite, future infinity) mechanism of self-reproduction of causally disconnected H regions [4–7]. Looking at the spacetime structure as a whole, the distribution of H regions resembles much like that of a bubble foam. This scenario seems to be a generic feature present in several models of inflation. In recent years, eternal inflation attracted renewed attention due to several factors. One of them is the seemingly intrinsic connection between eternal inflation and extra dimensions theories, like string theory, and its multitude of possible solutions describing different false vacua, each one yielding its own low-energy constants [1, 8, 9], leading to what has been known by the “multiverse”, when combined with eternal inflation.

Collisions between pocket universes could upset in some level the homogeneity and isotropy of the bubble we live in and, therefore, lead to some detectable signature in the cosmic microwave background radiation (CMBR). This has then led to different proposals to test eternal inflation [10–15]. Eternal inflation has also been recently studied in experiments involving analogue systems in condensed matter. For example, in Ref. [16], an analogue model using magnetic particles in a cobalt-based ferrofluid system has been used to show that thermal fluctuations are capable of generating $2 + 1$ -dimensional Minkowski-like regions inside a larger metamaterial that plays the role of the background of the multiverse. From the model building point of view, a relatively recent trend is to look for new models, or specific regimes in known models, where SRR may be suppressed. If eternal inflation does not take place, then its typical conceptual and predictive problems could be avoided, thus allowing the return of a more simple picture of universe evolution. For example, in Ref. [17], it is discussed as an extension of a cold inflationary scenario where some requirements are established such that a SRR could be suppressed. In Ref. [18], the authors discuss the possibility of preventing a SRR given a negative running of the scalar spectral index on superhorizon scales, motivated by earlier results from Planck [19] and by the BICEP2 experiment [20]. In a more recent work [21], it is discussed how backreaction effects impact on the stochastic growth of the inflaton field. The authors in Ref. [21] have concluded

*Electronic address: gsvicente@uerj.br, gustavosvicente@gmail.com

†Electronic address: leandro.silva@ufabc.edu.br

‡Electronic address: rudnei@uerj.br

that for a power-law and Starobinsky inflation, the strength of the backreaction is too weak to avoid eternal inflation, while in cyclic Ekpyrotic scenarios, the SRR could be prevented.

In this work, we want to study and then establish the conditions for the presence of a SRR under the framework of the warm inflation picture [22]. In the standard inflationary picture, usually known as *cold inflation*, it is typically assumed that the couplings of the inflaton field to other field degrees of freedom are negligible during inflation, becoming only relevant later on in order to produce a successful preheating/reheating phase, leading to a thermal radiation bath when the decay products of the inflaton field thermalize. In cold inflation, density fluctuations are mostly sourced by *quantum fluctuations* of the inflaton field [23]. On the other case, in the warm inflation picture, it may happen that the couplings among the various fields are sufficiently strong to effectively generate and keep a quasiequilibrium thermal radiation bath throughout the inflationary phase. In this situation, the inflationary phase can be smoothly connected to the radiation dominated epoch, without the need, *a priori*, of a separate reheating period (for reviews, see, e.g., Refs. [24, 25]). In warm inflation, the primary source of density fluctuations comes from *thermal fluctuations*, which originate in the radiation bath and are transferred to the inflaton in the form of adiabatic curvature perturbations [26, 27].

We know from many recent studies [28–34] that dissipation and stochastic noise effects are able to strongly modify the inflationary dynamics. This in turn can lead to very different predictions for observational quantities, like for the tensor-to-scalar ratio, the spectral index, and nongaussianities, when compared to the cold inflation case. Thus, it is natural to expect that those intrinsic dynamic changes in warm inflation due to dissipation and the presence of the thermal radiation bath can and should potentially affect the predictions concerning eternal inflation as well.

Warm inflation has been studied only from the “local” perspective, where only the space-time region causally accessible from one worldline is described. On the other hand, the insertion of a warm inflation features in the context of a “global” picture, where the eternal inflation description becomes relevant, has been neglected so far. The different predictions of cold and warm inflation concerning the conditions for the establishment of a SRR regime could result in one more tool to select the most realistic model given appropriate observational constraints. The main question we aim to address in this paper is how the presence of dissipation, stochastic noise, and a thermal bath generated through dissipative effects during warm inflation will affect the global structure of the inflationary universe. For this, we develop a generalized eternal inflation model of random walk type in the context of warm inflation and use standard tools like the Sturm-Liouville analysis (SLA) of the Fokker-Planck equation associated with the random process and the analysis of the presence of eternal points, which allow us to verify the presence of a fluctuation-dominated range (FDR). In addition, we introduce the analysis of the threshold value of the inflaton field and the threshold number of e -folds for the existence of a FDR and the counting of Hubble regions produced during the global (warm) inflationary evolution in order to assess how warm inflation modifies typical measures of eternal inflation. In this work, we do not intend to address the known conceptual and prediction issues usually associated with eternal inflation (for a recent discussion of these issues and for the different point of views on these matters, see, e.g., Refs. [35–37]).

This paper is organized as follows. In Sec. II, we briefly review the basics of random walk eternal inflation in the cold inflation context. The different ways of characterizing eternal inflation, and those we will be using in this work are also reviewed. In Sec. III, the ideas of warm and eternal inflation are combined and a generalized model is described. The relevant results are discussed in Sec. IV and, finally, our concluding remarks are given in Sec. V. We also include two appendices where we give some of the technical details used to derive our results and also to explain the numerical analysis we have employed.

II. CHARACTERIZING ETERNAL INFLATION: A BRIEF EXPOSITION

Eternal inflation refers to the property of the inflationary regime having no end when we look at the spacetime structure as a whole. This scenario is a generic feature present in several inflation models, provided that certain conditions are met, as we will discuss below. Mathematically, the formulation that allow us to model eternal inflation is mostly conveniently expressed in terms of the Starobinsky stochastic inflation program, which describes the backreaction of the short wavelength modes, which get frozen at the horizon crossing, into the dynamics of the long wavelength inflaton modes [38, 39]. In this context, the standard equation of motion for the inflaton field φ can be written as a Langevin-like equation of the form [38]

$$\dot{\varphi} = f(\varphi) + \sqrt{2D^{(2)}(\varphi)}\zeta, \quad (2.1)$$

where $f(\varphi) \equiv -V_{,\varphi}/(3H(\varphi))$ and $D^{(2)}(\varphi) = H^3(\varphi)/(8\pi^2)$ are, respectively, the drift and diffusion coefficients, and ζ is a Gaussian noise term that accounts for the quantum fluctuations of the inflaton field, whose correlation function

is given by $\langle \zeta(t)\zeta(t') \rangle = \delta(t - t')$. In de Sitter spacetime, we can show that the inflaton fluctuations grow linearly as a function of time [40–42],

$$\langle \varphi^2(t + \Delta t) \rangle - \langle \varphi^2(t) \rangle \sim \frac{H^3}{4\pi^2} \Delta t. \quad (2.2)$$

It is assumed that when subhorizon modes cross the horizon ($\sim H^{-1}$), they become classical quantities in a sufficiently small time interval. Consequently, the large-scale dynamics for the inflaton can be seen as a random walk with a typical stepsize $\sim H/(2\pi)$ in a time interval $\sim H^{-1}$. Defining $\varphi_d(t)$ as the deterministic dynamics for the inflaton field, we can distinguish between two typical regimes: i) if $\dot{\varphi}_d H^{-1}$ dominates over the fluctuations, the slow-roll evolution of the inflaton field is essentially deterministic; ii) in the opposite case, when the fluctuations dominate over the $\dot{\varphi}_d H^{-1}$ term, then the inflaton dynamics can be treated as a random walk and we have a FDR. In the FDR, random fluctuations of the inflaton field may advance or delay the onset of the reheating phase in different regions, avoiding global reheating. Given a value of φ that is nearly homogeneous in a region of the order of magnitude of the horizon size (known as *Hubble region* or *H region*) and has a value that satisfies the FDR, this H region will expand, generating seeds for new H regions, and this process goes on indefinitely towards future. In a sense, one can say that a requirement for the presence of a SRR is that the inflationary dynamics goes through a FDR.

The fluctuations of the inflaton field are represented in Eq. (2.1) by the noise term $\sqrt{2D^{(2)}(\varphi)}\zeta$, whereas the term $f(\varphi)$ represents the deterministic evolution. Therefore, a FDR occurs when the following condition is satisfied [2]:

$$\frac{|f(\varphi)|}{H} \ll \sqrt{\frac{2D^{(2)}}{H}}. \quad (2.3)$$

More precisely, the time evolution of the inflaton field is strongly nondeterministic while the diffusion term dominates over the drift one. We call Eq. (2.3) the FDR condition.

The FDR condition provides the values of the inflaton field for which a FDR is set, serving as a sufficient tool to look for the presence of eternal inflation. However, we will see in the following sections that as we leave the cold inflation context and generalize the FDR condition to warm inflation, it acquires a nontrivial dependence in the thermal bath variables, and we need to introduce additional tools in order to appreciate the presence of eternal inflation. For the sake of comparison, we perform these approaches for both cold and warm inflation.

In the following subsections, we introduce the SLA of the Fokker-Planck equation and the analysis of the presence of eternal points, which are generic for both cold and warm inflation cases.

A. Fokker-Planck equation

Statistical properties of φ can be obtained through the probability density function $P(\varphi, t)d\varphi$. This is a function that describes the probability of finding the inflaton field at a value φ at time t , where the values of φ are measured in a worldline randomly chosen at constant \mathbf{x} coordinates in a single H region. $P(\varphi, t)$ is known as the *comoving probability distribution* and satisfies the following Fokker-Planck equation:

$$\frac{\partial P}{\partial t} = \frac{\partial}{\partial \varphi} \left[-D^{(1)}(\varphi)P + \frac{\partial}{\partial \varphi} \left(D^{(2)}(\varphi)P \right) \right]. \quad (2.4)$$

However, when one is interested in the global perspective, one has to consider the *volume weighted distribution*, $P_V(\varphi, t)$, where the volume contains many H regions. The expression $P_V(\varphi, t)d\varphi$ is defined as the physical three-dimensional volume $\int \sqrt{-g}d^3\mathbf{x}$ of regions having the value φ at time t . This distribution satisfies the equation

$$\frac{\partial P_V}{\partial t} = \frac{\partial}{\partial \varphi} \left[-D^{(1)}(\varphi)P_V + \frac{\partial}{\partial \varphi} \left(D^{(2)}(\varphi)P_V \right) \right] + 3H(\varphi)P_V, \quad (2.5)$$

where the fundamental difference in relation to Eq. (2.4) is the presence of the $3H(\varphi)P_V$ term, which describes the exponential growth of a three-dimensional volume in regions under inflationary expansion. We can also write a Fokker-Planck equation for the distribution $P_V(\varphi, t)$, normalized to unity, $P_P(\varphi, t) \equiv P_V(\varphi, t) / \langle \exp(3 \int dt H) \rangle$, but it is sufficient for our analysis to work with P_V .

To completely specify the probability distribution function, one needs to assume certain boundary conditions. Exit boundary conditions, $\frac{\partial}{\partial \varphi} [D^{(2)}(\varphi)P]_{\varphi=\varphi_c} = 0$ and $\frac{\partial}{\partial \varphi} [D^{(2)}(\varphi)P_V]_{\varphi=\varphi_c} = 0$, and/or absorbing boundary condition,

$P(\varphi_c) = 0$, are typically imposed at the end of inflation (reheating boundary or surface), $\varphi_c = \varphi_f$, and at the beginning of inflation, $\varphi_c = \varphi_i$, where φ_i and φ_f are, respectively, the initial and final values for the inflaton field. In our analysis, we will adopt the Itô ordering and the proper-time parametrization (for discussions concerning gauge dependence and factor ordering issues, see, for example, Ref. [43]).

A general overdamped Langevin equation of the form

$$\dot{\varphi} = f(\varphi) + g_1(\varphi)\zeta_1(t) + g_2(\varphi)\zeta_2(t) , \quad (2.6)$$

with noises ζ_1 and ζ_2 satisfying

$$\begin{aligned} \langle \zeta_i(t) \rangle &= 0 , \\ \langle \zeta_i(t)\zeta_i(t') \rangle &= \delta(t - t') , \\ \langle \zeta_i(t)\zeta_j(t') \rangle &= \theta\delta(t - t') , \end{aligned} \quad (2.7)$$

possesses an associated Fokker-Planck equation (following the Itô prescription) given by

$$\begin{aligned} \frac{\partial}{\partial t} P(\varphi, t) &= -\frac{\partial}{\partial \varphi} \left[D^{(1)} P(\varphi, t) \right] + \frac{\partial^2}{\partial \varphi^2} \left[D^{(2)} P(\varphi, t) \right] \\ &= -\frac{\partial}{\partial \varphi} \left\{ D^{(1)} P(\varphi, t) - \frac{\partial}{\partial \varphi} \left[D^{(2)} P(\varphi, t) \right] \right\} . \end{aligned} \quad (2.8)$$

The drift and diffusion coefficients are given, respectively, by [44]

$$\begin{aligned} D^{(1)} &= f(\varphi) , \\ D^{(2)} &= \frac{g_1(\varphi)^2}{2} + \theta g_1(\varphi)g_2(\varphi) + \frac{g_2(\varphi)^2}{2} . \end{aligned} \quad (2.9)$$

B. Sturm-Liouville analysis

Looking at the Fokker-Planck equation, Eq. (2.8), we can identify the following differential operator:

$$\begin{aligned} L_{FP} &= -\frac{\partial}{\partial \varphi} D^{(1)}(\varphi) - D^{(1)}(\varphi) \frac{\partial}{\partial \varphi} \\ &+ \frac{\partial^2}{\partial \varphi^2} D^{(2)} + \frac{\partial}{\partial \varphi} D^{(2)} \frac{\partial}{\partial \varphi} + D^{(2)} \frac{\partial^2}{\partial \varphi^2} , \end{aligned} \quad (2.10)$$

which, in the light of Eq. (2.8), allow us to write the differential equation

$$L_{FP} P(\varphi, t) = -\frac{\partial}{\partial \varphi} S(\varphi, t) , \quad (2.11)$$

where $S(\varphi, t) = D^{(1)} P(\varphi, t) - \frac{\partial}{\partial \varphi} [D^{(2)} P(\varphi, t)]$ is called the probability current.

We can write the general solution of the Fokker-Planck equation, Eq. (2.11), as

$$P(\varphi, t) = \sum_n C_n P_n(\varphi) e^{\Lambda_n t} , \quad (2.12)$$

where C_n are constants and the sum is performed over all eigenvalues Λ_n of the operator given by Eq. (2.10), which in turn satisfies the following eigenvalue equation:

$$L_{FP} P_n(\varphi) = \Lambda_n P_n(\varphi) . \quad (2.13)$$

It is easy to show that the operator L_{FP} , Eq. (2.10), is not Hermitian. By redefining variables such that [2, 43],

$$\begin{aligned}\varphi &\rightarrow \int d\sigma \sqrt{D^{(2)}(\sigma)}, \\ \frac{\partial}{\partial \varphi} &\rightarrow \frac{1}{\sqrt{D^{(2)}(\varphi)}} \frac{\partial}{\partial \sigma}, \\ P_n(\varphi) &\rightarrow \frac{1}{D^{(2)}(\sigma)^{3/4}} \exp \left[\frac{1}{2} \int d\sigma \frac{D^{(1)}(\sigma)}{\sqrt{D^{(2)}(\sigma)}} \right] \psi_n(\sigma),\end{aligned}\tag{2.14}$$

we can transform the original Fokker-Planck equation into a Sturm-Liouville problem. The advantage of this transformation rests in the fact that the Sturm-Liouville operator is self-adjoint on the Hilbert space, and its eigenvalues λ , $L_{SL} y_\lambda(x) = \lambda y_\lambda(x)$, are real. Inserting the above transformations in Eq. (2.13), we obtain a new eigenvalue equation, which can be expressed as

$$\frac{\partial^2}{\partial \sigma^2} \psi_n(\sigma) - V_S(\sigma) \psi_n(\sigma) = \Lambda_n \psi_n(\sigma),\tag{2.15}$$

where the effective potential V_S is defined in terms of the drift $D^{(1)}(\sigma)$ and diffusion $D^{(2)}(\sigma)$ coefficients. For our purpose, we write V_S in terms of the old variable φ , which gives

$$V_S(\varphi) = \frac{3}{16} \frac{(D_{,\varphi}^{(2)})^2}{D^{(2)}} - \frac{D_{,\varphi\varphi}^{(2)}}{4} - \frac{D_{,\varphi}^{(2)} D^{(1)}}{2D^{(2)}} + \frac{D_{,\varphi}^{(1)}}{2} + \frac{(D^{(1)})^2}{4D^{(2)}}.\tag{2.16}$$

One can interpret Eq. (2.15) formally as a time independent Schrödinger equation describing a particle in a potential V_S with energy values $-\Lambda_n$. The same procedure can be performed for the volume weighted distribution $P_V(\varphi, t)$ equation, which is given by

$$[L_{FP} + 3H] P_{V_n}(\varphi) = \Lambda'_n P_{V_n}(\varphi),\tag{2.17}$$

which adds a $-3H$ term to the effective potential, Eq. (2.16).

To analyze the Fokker-Planck equation, one can make use of the Sturm-Liouville theory [2, 43]. The Schrödinger-like equation for the comoving probability distribution $P(\phi, t)$, Eq. (2.15), is a particular case of the general Sturm-Liouville problem. Instead of considering $P(\phi, t)$ for our analysis, it is more useful to consider the volume weighted distribution $P_V(\phi, t)$ due to its physical relevance. For each of these distributions, we can write the solution $\Psi(x, t) = \sum_n \psi_n(x) e^{\Lambda_n t}$, with energy values $E_n = -\Lambda_n$. For the distribution $P_V(\phi, t)$, we can write $P_V(\phi, t) = \sum_n P_{V_n}(x) e^{\Lambda'_n t}$. If $\Lambda'_0 > 0$ ($E'_0 < 0$), the physical volume of the inflating regions grows with time, and eternal self-reproduction is present. Taking the boundary conditions into account, the following expression can be written for the zeroth eigenvalue [2, 43]:

$$\Lambda_0 = -\min_{\psi(\sigma)} \frac{\int d\sigma \left[\left(\frac{d\psi_n}{d\sigma} \right)^2 + V_S(\sigma) \psi_n^2 \right]}{\int d\sigma \psi_n^2}.\tag{2.18}$$

From Eq. (2.18), we can see that the only possibility compatible with eternal self-reproduction is if there is at least a range $\sigma_1 < \sigma < \sigma_2$, such that the effective potential $V_S(\sigma)$ is negative. Since the magnitude of the derivative term in the numerator of Eq. (2.18) is not determined, the SLA of the Fokker-Planck equation cannot ensure the presence of eternal inflation. However, when we analyze $V_S(\sigma)$ together with the FDR condition, Eq. (2.3), a conclusive SLA can be performed.

For the numerical analysis performed in Sec. IV, we found that it is more convenient to analyze $V_S(\sigma)$ in terms of the inflaton amplitude φ , instead of σ . Since inflationary dynamics is given in the variable φ , we use the functional relation between φ and σ , given by the first expression in Eq. (2.14), to write V_S as a function of φ .

C. Eternal points analysis

Finally, a third tool typically used to study the presence of eternal inflation is to look for the presence of eternal points. Eternal points are comoving worldlines \mathbf{x} that never reach the reheating surface, i.e., are those points for which inflation ends at $t = \infty$. Therefore, if one is able to prove the existence of eternal points, eternal inflation occurs. The existence of eternal points can be addressed by solving a nonlinear diffusion equation for the complementary probability of having eternal points [2]

$$D^{(2)}(\varphi)\overline{X}''(\varphi) + D^{(1)}(\varphi)\overline{X}'(\varphi) + 3H(\varphi)\overline{X}(\varphi)\ln\overline{X}(\varphi) = 0, \quad (2.19)$$

where prime indicates a derivative with respect to φ : $' \equiv d/d\varphi$. \overline{X} is related to X by $X = 1 - \overline{X}$, where X is the probability of having eternal points. Eternal points exist when there is a nontrivial solution for $X(\varphi)$. An approximate solution for Eq. (2.19) is obtained in the FDR neglecting the $D^{(1)}\overline{X}'$ term when using the ansatz

$$\overline{X}(\varphi) = e^{-W(\varphi)}, \quad (2.20)$$

where we have assumed W to be a small varying function, $W'' \ll (W')^2$. In terms of $W(\varphi)$, Eq. (2.19) takes the form

$$D^{(2)}(W')^2 - 3HW = 0. \quad (2.21)$$

The solution to the above equation can be formally expressed as

$$W(\varphi) = \frac{1}{4} \left(\int_{\varphi_{\text{th}}}^{\varphi} \sqrt{\frac{3H}{D^{(2)}}} d\varphi \right)^2, \quad (2.22)$$

where φ_{th} is the threshold amplitude value for the inflaton field, obtained from Eq. (2.3) and represents the boundary of the fluctuation-dominated range of φ where eternal inflation ends.

III. GENERALIZING ETERNAL INFLATION IN THE CONTEXT OF WARM INFLATION DYNAMICS

In the first-principles approach to warm inflation, we start by integrating over field degrees of freedom other than the inflaton field. The resulting effective equation for the inflaton field turns out to be a Langevin-like equation with dissipative and stochastic noise terms. An archetypal equation of motion for the inflaton field can be written as [24, 45]

$$\ddot{\Phi}(\mathbf{x}, t) + [3H + \Upsilon] \dot{\Phi}(\mathbf{x}, t) - \frac{1}{a^2} \nabla^2 \Phi(\mathbf{x}, t) + V_{,\Phi}(\Phi) = \xi_T(\mathbf{x}, t), \quad (3.1)$$

where $\Upsilon = \Upsilon(\Phi, T)$ is the dissipation coefficient, whose functional form depends on the specifics of the microphysical approach (see, e.g., Refs. [46, 47] for details), and $\xi_T(\mathbf{x}, t)$ is a thermal noise term coming from the explicit derivation of Eq. (3.1) and that satisfies the fluctuation-dissipation relation,

$$\langle \xi_T(\mathbf{x}, t) \xi_T(\mathbf{x}', t') \rangle = 2\Upsilon T a^{-3} \delta^{(3)}(\mathbf{x} - \mathbf{x}') \delta(t - t'). \quad (3.2)$$

Following the Starobinsky stochastic program, we perform a coarse graining of the quantum inflaton field Φ , by decomposing it into short and long wavelength parts, $\Phi_{<}$ and $\Phi_{>}$, respectively,

$$\Phi(\mathbf{x}, t) = \Phi_{<}(\mathbf{x}, t) + \Phi_{>}(\mathbf{x}, t). \quad (3.3)$$

In order to define $\Phi_{<}$, a filter function $W(k, t)$ is introduced such that it eliminates the long wavelength modes ($k < aH$), resulting in

$$\Phi_{<}(\mathbf{x}, t) \equiv \phi_q(\mathbf{x}, t) = \int \frac{d^3k}{(2\pi)^{3/2}} W(k, t) \left[\phi_{\mathbf{k}}(t) e^{-i\mathbf{k}\cdot\mathbf{x}} \hat{a}_{\mathbf{k}} + \phi_{\mathbf{k}}^*(t) e^{i\mathbf{k}\cdot\mathbf{x}} \hat{a}_{\mathbf{k}}^\dagger \right], \quad (3.4)$$

where $\phi_{\mathbf{k}}(t)$ are the field modes in momentum space, and $\hat{a}_{\mathbf{k}}^\dagger$ and $\hat{a}_{\mathbf{k}}$ are the creation and annihilation operators, respectively. The simplest filter function that is usually assumed in the literature has the form of a Heaviside function, $W(k, t) = \Theta(k - \epsilon a(t)H)$, where ϵ is a small number.

Using the field decomposition defined in Eq. (3.3), we obtain the following equation for the long wavelength modes:

$$\ddot{\Phi}_{>}(\mathbf{x}, t) + 3H(1+Q)\dot{\Phi}_{>}(\mathbf{x}, t) - \frac{1}{a^2}\nabla^2\Phi_{>}(\mathbf{x}, t) + V_{,\phi}(\Phi_{>}) = \xi_q(\mathbf{x}, t) + \xi_T(\mathbf{x}, t), \quad (3.5)$$

where the quantum noise is given by

$$\xi_q(\mathbf{x}, t) = - \left[\frac{\partial^2}{\partial t^2} + 3H(1+Q)\frac{\partial}{\partial t} - \frac{1}{a^2}\nabla^2 + V_{,\phi\phi}(\Phi_{>}) \right] \Phi_{<}(\mathbf{x}, t), \quad (3.6)$$

and $Q = \Upsilon/3H$ is the dissipative ratio. The two-point correlation function satisfied by the quantum noise is given in the Appendix A.

We are interested in a field that is nearly homogeneous inside a H region, then we can consider the approximation $\Phi_{>}(\mathbf{x}, t) \approx \varphi(t)$. In addition, we consider the slow-roll approximation to obtain a Langevin-like equation of the form of Eq. (2.6). From these requirements, Eq (3.5) gives

$$\dot{\varphi} = f(\varphi) + \sqrt{2D_{(\text{vac})}^{(2)}} \zeta_q(t) + \sqrt{2D_{(\text{diss})}^{(2)}} \zeta_T(t), \quad (3.7)$$

where $\langle \zeta_i(t)\zeta_i(t') \rangle = \delta(t-t')$ for $i = q, T$, for the quantum and dissipative noises, respectively. In Eq. (3.7), the drift term is given by

$$f(\varphi) = -\frac{V_{,\varphi}(\varphi)}{3H(1+Q)}, \quad (3.8)$$

while the diffusion coefficients are given by (see Appendix A, for details)

$$D_{(\text{vac})}^{(2)} = \frac{H^3}{8\pi^2} (1 + 2n_{\tilde{k}}), \quad (3.9)$$

$$D_{(\text{diss})}^{(2)} = \frac{H^2 T}{80\pi} \frac{Q}{(1+Q)^2}, \quad (3.10)$$

where $n_{\tilde{k}}$ is the statistical occupation number for the inflaton field when in a thermal bath [31], which is evaluated at the lower limit scale separating the quantum and thermal fluctuations, chosen as $\tilde{k}/a \approx T_H$, where $T_H = H/(2\pi)$ is the Gibbons-Hawking temperature.

Equation (3.7) is the warm inflationary analogous to the Starobinsky cold inflation one, Eq. (2.1), now accounting for the backreaction of both quantum and thermal noises (see, e.g., Ref. [31], where these equations are explicitly derived in the context of warm inflation for more details).

Equation (3.7) reduces to Eq. (2.1) in the cold inflation limit, where $Q \rightarrow 0, T \rightarrow 0, n_{\tilde{k}} \rightarrow 0$. Some other useful limiting cases of Eq. (3.7) are: i) the *weak warm inflation* (WWI) limit $Q \ll 1, T/H \ll 1$; ii) the *weak dissipative warm inflation* (WDWI) limit $Q \ll 1, T/H \gg 1$; and iii) the *strong dissipative warm inflation* (SDWI) limit $Q \gg 1, T/H \gg 1$. For example, writing $n_{\tilde{k}} = 1/[\exp(T_H/T) - 1]$, in the WDWI limit, we have that

$$\dot{\varphi} \approx -\frac{V_{,\varphi}(\varphi)}{3H} + \frac{H^{3/2}}{2\pi} \sqrt{2\frac{T}{T_H}} \zeta_q(t), \quad (3.11)$$

while in the SDWI limit, we obtain that

$$\dot{\phi} \approx -\frac{V_{,\varphi}(\varphi)}{3HQ} + \frac{H^{3/2}}{2\pi} \sqrt{2\frac{T}{T_H}} \zeta_q(t). \quad (3.12)$$

From Eqs. (3.11) and (3.12), one notices that the drift coefficient is attenuated due to the presence of dissipation, whereas dissipation plays no significant role for diffusion in both $Q \ll 1$ and $Q \gg 1$ limits. The opposite situation happens when accounting for the effect of the temperature, which always tends to enhance the diffusion coefficient in warm inflation, while its effects on the drift term is only manifest through the dependence of the dissipation coefficient on the temperature.

The homogeneous background inflaton field is defined as the coarse-grained field integrated in a H region volume: $\phi(t) = (1/V_H) \int d^3\mathbf{x} \Phi(\mathbf{x}, t)$, where $V_H = \frac{4\pi}{3H^3}$. The background equation of motion for $\phi(t)$ becomes

$$\ddot{\phi}(t) + 3H(1+Q)\dot{\phi}(t) + V_{,\phi} = 0. \quad (3.13)$$

The radiation energy density produced during warm inflation is described by the evolution equation

$$\dot{\rho}_R + 4H\rho_R = \Upsilon\dot{\phi}^2, \quad (3.14)$$

where $\rho_R = C_R T^4$, $C_R = \pi^2 g_*/30$ and g_* is the effective number of light degrees of freedom¹. In the slow-roll regime, Eqs. (3.13) and (3.14) can be approximated to

$$3H(1+Q)\dot{\phi} \simeq -V_{,\phi}, \quad (3.15)$$

$$\rho_R \simeq \frac{3}{4}Q\dot{\phi}^2, \quad (3.16)$$

while the slow-roll conditions in the warm inflation case are given by

$$\varepsilon = \frac{1}{16\pi G} \left(\frac{V_{,\varphi}}{V} \right)^2 < 1 + Q, \quad (3.17)$$

$$\eta = \frac{1}{8\pi G} \frac{V_{,\varphi\varphi}}{V} < 1 + Q, \quad (3.18)$$

$$\beta = \frac{1}{8\pi G} \frac{\Upsilon_{,\varphi} V_{,\varphi}}{\Upsilon V} < 1 + Q, \quad (3.19)$$

where $G = 1/(8\pi M_p^2)$ is the Newtonian gravitational constant and $M_p = m_p/\sqrt{8\pi}$ is the reduced Planck mass.

In this work, we will be using in our analysis monomial forms for the inflaton, which are the chaoticlike and hilltoplike potentials. The chaoticlike potentials are defined as

$$V(\varphi) = V_0 \left(\frac{\varphi}{M_p} \right)^{2n}, \quad (3.20)$$

where n is a positive integer. The other class of potentials are the hilltop ones [48], with potential defined as

$$V(\varphi) = V_0 \left[1 - \frac{|\gamma|}{2n} \left(\frac{\varphi}{M_p} \right)^{2n} \right]. \quad (3.21)$$

In Eqs. (3.20) and (3.21), $V_0 = \lambda M_p^4/(2n)$ and γ is a free parameter. Here, we will consider the cases for $n = 1$ (quadratic), $n = 2$ (quartic), and $n = 3$ (sextic) chaotic potentials, whereas for the hilltop potential, we will study

¹ In all of our numerical results, we will assume for g_* the Minimal Supersymmetric Standard Model value $g_* \approx 228.75$ as a representative value. In any case, our results are only weakly dependent on the precise value of g_* .

the cases for $n = 1$ (quadratic) and $n = 2$ (quartic), for some values of the constant γ motivated by the recent Planck analysis for these type of potentials [49]. Note that the hilltop potential, Eq. (3.21), is usually written in the literature as $V = \Lambda^4 (1 - \varphi^p/\mu^p)$. Thus, we identify $V_0 = \Lambda^4$, $p = 2n$ and $\mu^{2n} = (2n/|\gamma|)M_p^{2n}$ for comparison. Note that chaotic monomial potentials for the inflaton, in the cold inflation picture, are highly (for the quartic and sextic cases) or marginally (for the quadratic case) disfavored by the Planck data. However, they are still in agreement with the Planck data in the context of warm inflation (see, e.g., Ref. [31] and, in particular, Ref. [32] for a detailed analysis for the case of the quartic chaotic potential in warm inflation). This is why we have included the potentials of the form of Eq. (3.20) in our analysis. On the other hand, hilltop potentials are found to be in agreement with the Planck data in both cold and warm inflation pictures. Both chaotic and hilltop potentials are also representative examples of large field (chaotic) and small field (hilltop) models of inflation. We thus expect that other forms of potentials that fall into those categories should also have similar results to the ones we have obtained using the above form of potentials.

For the dissipation coefficient Υ appearing in the inflaton effective equation of motion, we will consider the microscopically motivated form, that is a function of the temperature and the inflaton amplitude, given by [24, 46, 47]

$$\Upsilon = C_\varphi \frac{T^3}{\varphi^2}, \quad (3.22)$$

where C_φ is a dimensionless dissipation parameter that depends on the specifics of the interactions in warm inflation. The dissipation coefficient Eq. (3.22) is obtained in the so-called low temperature regime for warm inflation. For example, this form of dissipation can be derived for the case of a supersymmetric model for the inflaton and the interactions, whose superpotential is of the form, $W = g\Phi X^2/2 + hXY_i^2/2$, with chiral superfields Φ , X , and Y_i , $i = 1, \dots, N_Y$. In the regime where the X fields have masses larger than the temperature and Y_i are light fields, $m_Y \ll T$, we have that [47]: $C_\varphi \simeq 0.02h^2N_Y$.

It is worth to call attention to the fact that depending on the chosen initial conditions for φ and Q , inflation can begin in some dissipative regime and end in another one. In chaotic inflation, Q is a quantity that *always* increases with time. If one starts at the WWI or WDWI regimes, it is possible to occur a dynamical transition to the SDWI regime as the dynamics proceeds. For example, if the system starts in the WDWI regime, there are two possibilities: the system remains in the WDWI regime until the end of inflation, or it enters in the SDWI regime before its end. Therefore, if these dissipative dynamical transitions occur, the only natural direction is WWI \rightarrow WDWI \rightarrow SDWI. On the other hand, in the case of hilltop inflation, it can happen that Q decreases with time. Thus, transitions between regimes can occur in the opposite direction to that in the case of chaotic inflation: SDWI \rightarrow WDWI \rightarrow WWI.

In warm inflation, dissipation and temperature effects can enhance or suppress eternal inflation depending on the regime we are analyzing. On one hand, we expect that thermal fluctuations, similar to the role played by quantum fluctuations in cold inflation, should enhance eternal inflation. But dissipation can act in the opposite direction, by damping the fluctuations and regulating the rate at which energy from the inflaton field is transferred to the radiation bath, acting as a suppressor of eternal inflation. In our numerical results, we will see the nontrivial effects from these two opposite quantities, which can be expressed in terms of the dissipation ratio $Q = \Upsilon/(3H)$ and the temperature ratio T/H . For convenience, these quantities are expressed in terms of their values at a horizon crossing, since this is the point we can make contact with observational constraints. For instance, the primordial power spectrum at a horizon crossing can be written as [31, 32]

$$\Delta_{\mathcal{R}}^{(\text{tot})} = \Delta_{\text{T}}^{(\text{vac})} + \Delta^{(\text{diss})} = \left(\frac{H_*}{\dot{\phi}}\right)^2 \left(\frac{H_*}{2\pi}\right)^2 \left[1 + 2n_* + \left(\frac{T_*}{H_*}\right) \frac{2\sqrt{3}\pi Q_*}{\sqrt{3+4\pi Q_*}}\right], \quad (3.23)$$

where $\Delta_{\text{T}}^{(\text{vac})} = \Delta^{(\text{vac})}(1 + 2n_*)$ is the vacuum power spectrum of cold inflation $\Delta^{(\text{vac})}$ with the enhancement due to a nonvanishing statistical distribution for the inflaton field in the thermal bath, $n_* \equiv n_{k_*}$. The term $\Delta^{(\text{diss})}$ is the contribution to the power spectrum due to dissipation. All quantities in Eq. (3.23) are evaluated at the scale of a horizon crossing, with $k_* = a_* H_*$. We will assume that the distribution function n_{k_*} for the inflaton is that of thermal equilibrium and, thus, is given by the Bose-Einstein distribution form, $n_{k_*} = 1/[\exp(H_*/T_*) - 1]$. This assumption obviously depends on the details of the microphysics involved during warm inflation. Some physically well motivated interactions of the inflaton field with other degrees of freedom during warm inflation, that are able to bring the inflaton to thermal equilibrium with the radiation bath, have been discussed in Refs. [32, 47]. In this work we will not consider further these possible details involving model building in warm inflation, but we will consider both possibilities, of an inflaton in thermal equilibrium, thus with a Bose-Einstein distribution form, and also the case where the inflaton might not be in thermal equilibrium with the radiation bath, in which case, it might have a negligible statistical distribution $n_k \approx 0$. Note that in the limit $(Q_*, T_*, n_*) \rightarrow 0$, one recovers the standard cold inflation primordial spectrum as expected, $\Delta_{\mathcal{R}} = H^4/(4\pi^2\dot{\phi}^2)$.

Recently [33], it was also shown that by accounting for noise effects in the radiation bath in the perturbation expressions, there can be an additional enhancement of the spectrum in the dissipation term in Eq. (3.23) by a factor of $\mathcal{O}(40)$, giving

$$\Delta^{(\text{diss})} \rightarrow \Delta_{\text{RN}}^{(\text{diss})} \approx \left(\frac{H_*}{\dot{\phi}}\right)^2 \left(\frac{H_*}{2\pi}\right)^2 \frac{T_*}{H_*} \frac{80\sqrt{3}\pi Q_*}{\sqrt{3+4\pi Q_*}}. \quad (3.24)$$

For the numerical analysis shown in the next section, we will consider the power spectrum given by Eq. (3.23), but we also consider the correction (3.24) due to the possibility of extra random terms in the full perturbation equations. This, together with the considerations on n_k explained above, will help us to better assess the effects that these contributions have on the emergence of eternal inflation in warm inflation.

The expression for the primordial spectrum given above, Eq. (3.23), or with the correction given by Eq. (3.24) is a good fit for the complete numerical result obtained from the complete set of perturbation equations in warm inflation [33] for small values of $Q_* \lesssim 0.1$. In our numerical studies, we will restrict the analysis up to this value of dissipation ratio, though it could be extended to larger values of Q_* by coupling the equations to those of the full perturbation equations, but we refrain to do this given the numerical time consuming involved. Besides, the analysis for $Q_* \lesssim 0.1$ will already suffice to make conclusions on the nontrivial effects that dissipation, noise, and the thermal radiation bath will have in the emergence of a SRR in warm inflation.

Given the primordial spectrum, the model parameters, including those for the inflaton potentials we consider in this work, Eqs. (3.20) and (3.21), are then constrained such that they satisfy the amplitude of scalar perturbations, $\Delta_{\mathcal{R}} \simeq 2.25 \times 10^{-9}$, in accordance to the recent data from Planck [49].

Note that from the evolution equations, Eqs. (3.13) and (3.14), with Υ defined by Eq. (3.22), and the constraint on the inflaton potential given by the normalization on the amplitude of the primordial spectrum, one obtains a functional relation between Q_* and T_*/H_* . In Fig. 1, we plot the functional relation between T_*/H_* and Q_* . In this figure, we also consider the cases where the particle distribution is given by $n_k = 0$ and where radiation noise contribution to the power spectrum is taken into account, for future reference. It is important to highlight that the curves $T_*/H_* \times Q_*$ are approximately potential independent and they are also only mildly dependent on g_* . Thus, Fig. 1 also represents the functional relation for the hilltop potentials used in the analysis done in the next section.

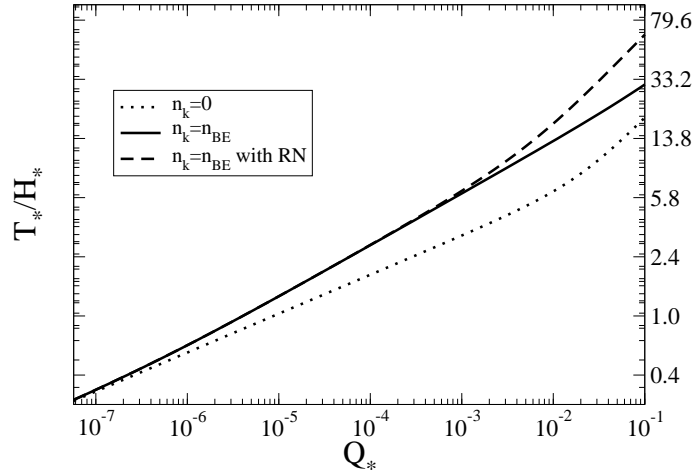


Figure 1: T_*/H_* as a function of Q_* . The results are shown for two particular choices of the particle distribution, $n_k = 0$ and for $n_k = n_{\text{BE}}$, and by also accounting for the effects of the radiation noise correction in the power spectrum, Eq. (3.24) and in the absence of these effects, Eq. (3.23).

Given the relation between T_*/H_* and Q_* , we are free to choose one of these variables when presenting our analysis. We choose Q_* , since it is the most transparent one, and for the corresponding values of T_*/H_* for each value of Q_* in the analysis, the reader is referred to consult the results of Fig. 1. Thus, the effects of Q and T on the establishment of a SRR can be adequately addressed and contrasted with the cold inflation case. Further details about the way we perform the numerical analysis are also explained in Appendix B.

In the particular case of Eq. (3.7), we consider the thermal and quantum noises as uncorrelated ones, since they have distinct origins (see, e.g., Ref. [31]). This corresponds to assume that the noises in Eq. (2.6) are uncorrelated,

i.e, $\theta = 0$. Then, comparing the Langevin equations given by Eq. (2.6) with Eq. (3.7) and the coefficients given by Eq. (2.9) with Eqs. (3.8) and (3.9), the drift and diffusion Fokker-Planck coefficients are, respectively, given as follows:

$$D^{(1)} = -\frac{V_{,\varphi}(\varphi)}{3H(1+Q)}, \quad (3.25)$$

$$D^{(2)} = \frac{H^3}{8\pi^2} \left[1 + 2n_{\tilde{k}} + \left(\frac{T}{H} \right) \frac{\pi Q}{10(1+Q)^2} \right]. \quad (3.26)$$

Then, starting from Eq. (3.7), it is possible to derive a Fokker-Planck equation that preserves the form of the original model given by Eq. (2.4).

IV. RESULTS

To assess the effects of dissipation and thermal fluctuations on the presence or absence of a SRR, we consider the tools described in the previous section. Thus, we will be making use of the effective potential V_S , the counting of H regions, the threshold inflaton field ϕ_{th} , and the threshold number of e -folds N_{th} in terms of the dissipation ratio Q and T/H . The analysis of V_S and of the counting of H regions produced in the SRR are presented in parallel as complementary, as well as the analysis of φ_{th} and N_{th} .

For the whole analysis, we have used the FDR condition, Eq. (2.3), to determine the regions of parameters for which eternal inflation occurs. This condition is our main tool of analysis, which will become more transparent represented graphically by the aforementioned variables.

In warm inflation, the analysis of V_S and the counting of H regions are performed in the case where inflaton particles rapidly thermalize and are given by a Bose-Einstein distribution, $n_k = n_{\text{BE}}$. The analysis of φ_{th} and N_{th} , additionally consider the possibility where the inflaton particle distribution is negligible, $n_k = 0$. It is also analyzed the case where we consider the radiation noise (RN) contribution to the power spectrum, represented by the enhancement given in Eq. (3.24).

It is useful to write Eq. (3.7) and all related quantities in terms of dimensionless variables. We introduce the following set of transformations that we will be considering throughout this work:

$$\begin{aligned} \varphi &= M_p x, & V &= \lambda M_p^4 v/(2n), & H &= \lambda^{1/2} M_p L/(\sqrt{6n}), \\ T &= \lambda^{1/2} M_p T'/(\sqrt{6n}), & \Upsilon &= \lambda^{1/2} M_p \Upsilon'/\sqrt{6n}, \\ \zeta_T &= (6n)^{1/4} \lambda^{1/4} M_p^{1/2} \zeta'_T/\sqrt{3}, & \zeta_q &= (6n)^{1/4} \lambda^{1/4} M_p^{1/2} \zeta'_q/\sqrt{3}, \\ t &= 3t'/(\sqrt{6n} \lambda^{1/2} M_p). \end{aligned} \quad (4.1)$$

For example, in terms of the dimensionless variables defined above, the dissipation coefficient Υ , Eq. (3.22) is written as

$$\Upsilon' = \frac{C_\varphi \lambda}{6n} \frac{T'^3}{x^2}. \quad (4.2)$$

The evolution of the inflaton field, Eq. (3.7), expressed in terms of the drift and diffusion coefficients, Eqs. (3.25) and (3.26), in terms of the dimensionless variables (4.1) becomes

$$\frac{\partial x}{\partial t'} = -\frac{v_{,x}}{2nL(1+Q)} + \frac{\sqrt{3}\lambda}{6n} \frac{L^{3/2}}{2\pi} (1+2n_{\tilde{k}}) \zeta'_q + \frac{\sqrt{3}\lambda}{6n} \frac{L^{3/2}}{2\pi} \left(\frac{T'}{L} \right) \frac{\pi Q}{10(1+Q)^2} \zeta'_T. \quad (4.3)$$

From Eq. (4.3), we find that the volume weighted probability distribution is the solution of the following dimensionless Fokker-Planck equation:

$$\begin{aligned} \frac{\partial}{\partial t'} P_V(x, t') &= \frac{\partial}{\partial x} \left[\frac{v_{,x}}{2nL(1+Q)} P_V(x, t') \right] \\ &+ \frac{\partial^2}{\partial x^2} \left\{ \frac{\lambda}{12n^2} \frac{L^3}{8\pi^2} \left[1 + 2n_{\tilde{k}} + \left(\frac{T'}{L} \right) \frac{\pi Q}{10(1+Q)^2} \right] P_V(x, t') \right\} \\ &+ \frac{3L}{2n} P_V(x, t'). \end{aligned} \quad (4.4)$$

Using the dimensionless variables introduced in Eq. (2.14) into Eq. (4.4), it is possible to rewrite the Fokker-Planck equation (4.4) into a Schrödinger-like equation, whose effective potential is given by

$$V_S(\sigma) = \frac{3}{16} \frac{(D_{,x}^{(2)})^2}{D^{(2)}} - \frac{D_{,xx}^{(2)}}{4} - \frac{D_{,x}^{(2)} D^{(1)}}{2D^{(2)}} + \frac{D_{,x}^{(1)}}{2} + \frac{(D^{(1)})^2}{4D^{(2)}} - \frac{3L}{2n}. \quad (4.5)$$

In all situations, we take into account the field backreaction on geometry, since we are primarily interested in studying the global structure of the inflationary universe.

In the next subsections, we use the SLA to extract the relevant information from the above effective potential V_S , in the cold and warm inflation cases, and for both types of inflaton potentials considered in this work, given by Eqs. (3.20) and (3.21). The analysis of V_S is performed comparatively with the number of H regions, $\exp(3) \times (N_e - N_{\text{th}})$, for a total number of e -folds $N_e > N_{\text{th}}$, which gives the counting of H regions produced in the FDR.

We will omit the analysis of \bar{X} in the warm inflation case because, as we will see in the following, this analysis is qualitatively equivalent to the one provided by V_S , while in cold inflation, we present both for the sake of completeness.

In the following, we present results for the cold inflation scenario, for each inflaton potential model considered. Thereafter, we will extend these results to include the effects of dissipation and thermal radiation in order to establish whether they can enhance or suppress eternal inflation.

A. Chaotic and hilltop models in the cold inflation case

As a warm up, let us apply the methods described in Sec. II to characterize eternal inflation for the case of cold inflation, i.e., initially in the case of absence of thermal and dissipative effects. In the cold inflation case, the evolution of the inflaton field, Eq.(4.3) is given by

$$\frac{\partial x}{\partial t'} = -x^{n-1} + \frac{\sqrt{3\lambda}}{6n} \frac{x^{3n/2}}{2\pi} \zeta'_q, \quad (4.6)$$

where the dimensionless variables (4.1) were used. Then, the volume weighted probability distribution is the solution of the following Fokker-Planck equation:

$$\frac{\partial}{\partial t'} P_V(x, t') = \frac{\partial}{\partial x} [x^{n-1} P_V(x, t')] + \frac{\partial^2}{\partial x^2} \left[\frac{\lambda}{12n^2} \frac{x^{3n}}{8\pi^2} P_V(x, t') \right] + \frac{3x^n}{2n} P_V(x, t'), \quad (4.7)$$

which is a particular case of Eq. (4.4). Using the drift and diffusion coefficients of Eq. (4.7) in Eq. (4.5), the explicit form of the effective potential V_S is promptly obtained, for both the chaotic and the hilltop potentials.

For the chaotic model, the effective potentials for $n = 1$, $n = 2$, and $n = 3$ become, respectively,

$$\begin{aligned} V_{S,\text{chaotic}}^{n=1} &= -\frac{3}{2}x + \frac{\lambda}{512\pi^2}x + \frac{3}{2}x^{-1} + \frac{24\pi^2}{\lambda}x^{-3}, \\ V_{S,\text{chaotic}}^{n=2} &= -\frac{\lambda}{512\pi^2}x^4 - \frac{3}{4}x^2 + \frac{5}{2} + \frac{96\pi^2}{\lambda}x^{-4}, \\ V_{S,\text{chaotic}}^{n=3} &= -\frac{5\lambda}{1536\pi^2}x^7 - \frac{1}{2}x^3 + \frac{7}{2}x + \frac{216\pi^2}{\lambda}x^{-5}. \end{aligned} \quad (4.8)$$

For the hilltop model, we obtain that

$$\begin{aligned} V_{S,\text{hilltop}}^{n=1} &= -\frac{3\sqrt{v}}{2} + \frac{\gamma}{4\sqrt{v}} + \frac{\lambda\gamma\sqrt{v}}{256\pi^2} + \left(\frac{5\lambda}{2048\pi^2\sqrt{v}} + \frac{1}{2v^{3/2}} + \frac{6\pi^2}{\lambda v^{5/2}} \right) \gamma^2 x^2, \\ V_{S,\text{hilltop}}^{n=2} &= -\frac{3\sqrt{v}}{4} + \frac{3}{8} \left(\frac{\lambda\sqrt{v}}{128\pi^2} + \frac{1}{\sqrt{v}} \right) \gamma x^2 + \left(\frac{5\lambda}{8192\pi^2\sqrt{v}} + \frac{1}{4v^{3/2}} + \frac{6\pi^2}{\lambda v^{5/2}} \right) \gamma^2 x^6, \end{aligned} \quad (4.9)$$

where v is typically $v \lesssim 1$ during the FDR.

From Eqs. (4.8) and (4.9), due to the typical smallness of λ and γ , one observes that in both effective potentials the negative terms are dominant for high (low) values of x in chaotic (hilltop) inflation. Since high (low) x_0 are the

typical initial values for chaotic (hilltop) inflation, these negative terms dominate for adequate suitable values of x_0 . For chaotic inflation, as inflation evolves from high $x = x_0$ values to smaller x , the positive terms of order $\mathcal{O}(\lambda^{-1})$ increase and tend to become more relevant, whereas for hilltop inflation, the terms of order $\mathcal{O}(\gamma)$ and $\mathcal{O}(\lambda^{-1}\gamma^2)$ tend to increase as inflation evolves from small $x = x_0$ values to higher x . These positive terms continuously increase the values of V_S to less negative ones during inflation, which proceeds until $V_S > 0$ at the end of inflation. From Eq. (2.18), we have discussed that eternal inflation is possible to occur if there is an interval of φ (i.e., σ) where $V_S < 0$, which can be achieved for these different forms of effective potentials. For inflation beginning at an initial field configuration that respects the FDR condition, Eq. (2.3), we obtain a sufficiently negative V_S for eternal inflation to occur and, as the effective potential becomes less negative, eternal inflation eventually ceases for some less negative V_S , when the FDR condition is no longer satisfied, i.e., $(d\psi_n/d\sigma)^2$ dominates over V_S in Eq. (2.18).

Together with the obtained effective potentials, we use the dimensionless version of the FDR condition, Eq. (2.3), to obtain x_{th} , which is the (threshold) value of x for which the FDR ends. If the condition Eq. (2.3) gives a x_{th} between x_0 and x_f , it means that a FDR is present. In addition, for the value of x_{th} for each potential, we can obtain the respective threshold number of e -folds N_{th} .

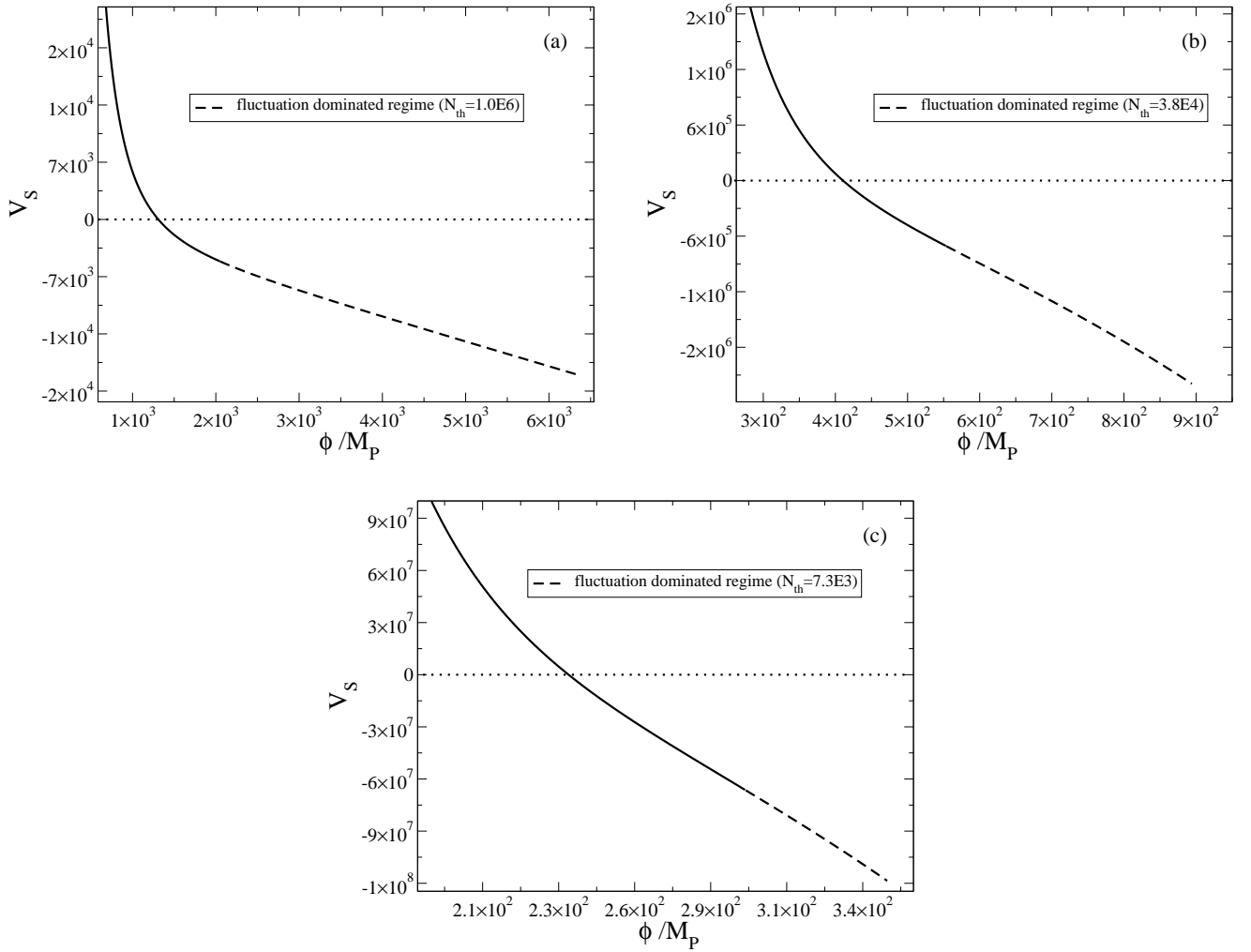


Figure 2: The effective potential V_S for: (a) quadratic, (b) quartic, and (c) sextic chaotic inflation, respectively. The dashed curves show the fluctuation-dominated range. The values of N_e chosen for each panel are given, respectively, by (a) 10^7 , (b) 10^5 , and (c) 10^4 .

In Figs. 2 and 3, we show the behavior of the effective potential V_S for the chaotic and hilltop inflation cases, respectively. Each curve represents an inflationary evolution where we choose some $N_e > N_{\text{th}}$, which means that eternal inflation occurs, and is separated in dashed and solid lines segments, which represent two distinct regimes.

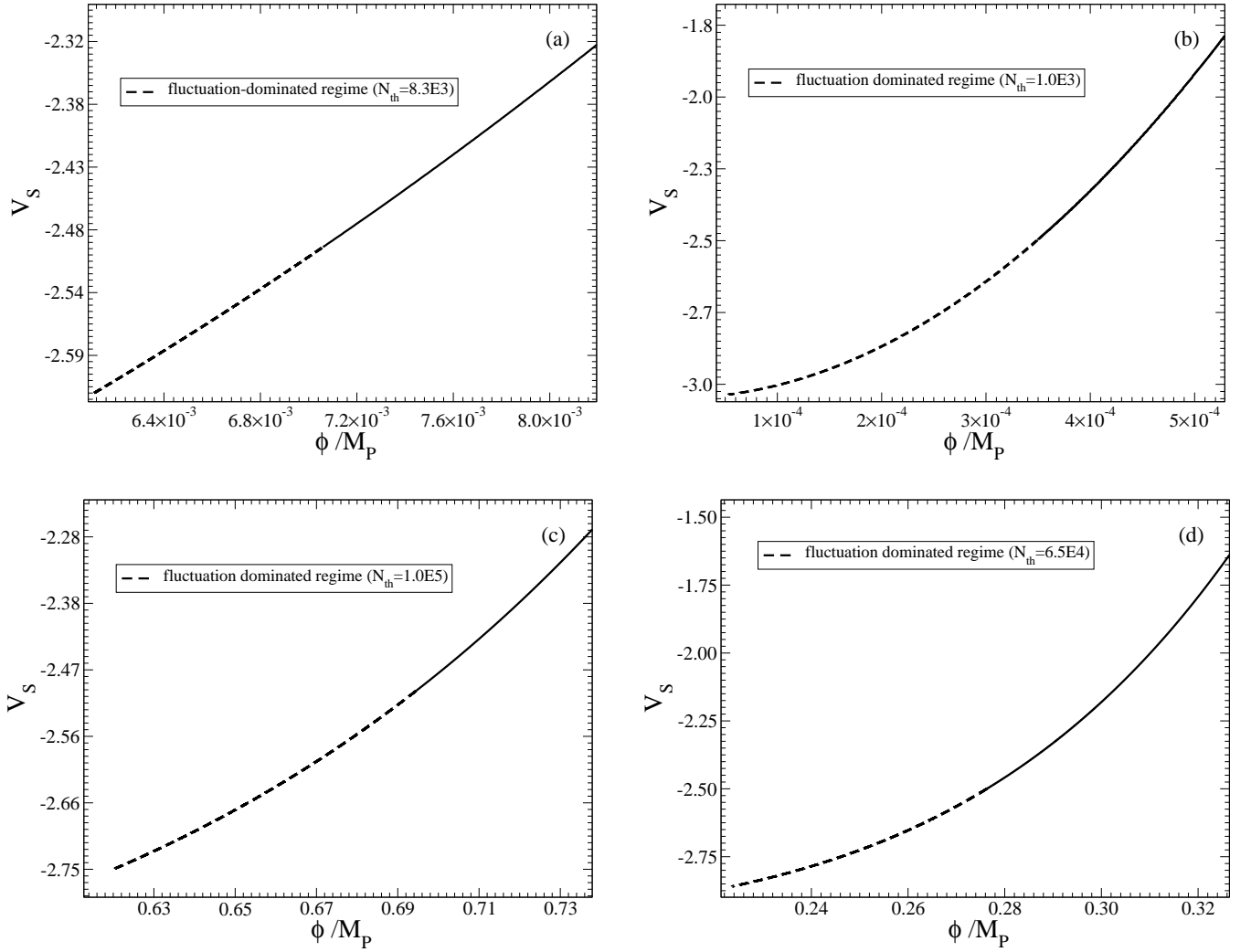


Figure 3: The effective potential V_S for quadratic [panels (a) and (b)] and quartic [panels (c) and (d)] hilltop inflation for some representative values of γ . The dashed curves show the fluctuation-dominated range. The chosen values of γ and N_e for each panel are given, respectively, by (a) 10^{-3} and 8.4×10^3 , (b) 10^{-2} and 1.2×10^3 , (c) 10^{-5} and 1.3×10^5 , and (d) 10^{-4} and 10^5 .

The dashed segment of the negative part of V_S corresponds to the FDR, which begins at the lowermost points (the beginning of inflation and SRR, at $x = x_0$) and ends at where dashed and solid line segments encounter (the end of FDR, at $x = x_{th}$). The remaining part of the curves correspond to the deterministic regime, which begins at $x = x_{th}$ for $V_S < 0$ and ends in the topmost point at $x = x_f$, where inflation ends and $V_S > 0$. Particularly, in Fig 2, the initial point $[x_0, V_S(x_0)]$ is always the rightmost point on the curve (recalling that x decreases during the chaotic evolution), and in Fig 3, it is the leftmost point (recalling that x increases during the hilltop evolution). In both cases, the vertical axis is constrained for a matter of scale, thus omitting the final value $[x_f, V_S(x_f)]$.

The dashed curves in Figs. 2 and 3 represent the $N_e - N_{th}$ e -folds of eternal inflation where a SRR occurs, which means that for eternal inflation to happen, inflation needs to begin at an initial inflaton field value adequate to provide the sufficient number of e -folds $N_e > N_{th}$. The greater the length of the dashed curves, the greater is the difference $N_e - N_{th}$, indicating a stronger SRR. In the opposite case, the smaller we choose $N_e - N_{th}$ the dashed line becomes smaller till it disappears for $N_e \leq N_{th}$, remaining the solid curve. For eternal inflation to occur for the case of the chaotic inflation, the initial value for the inflaton field, φ_0 , needs to be sufficiently large ($\varphi_0 \gg M_P$), whereas for hilltop inflation it needs to be sufficiently small ($\varphi_0 \ll M_P$), i.e., very close to the top of the potential at the origin.

The values of x_{th} given by the FDR condition (related to each N_{th} shown in the figures) are $x_{th} = 2.0 \times 10^3$, 5.5×10^2 , 3.0×10^2 in the chaotic cases (Fig. 2) for $n = 1, 2, 3$, respectively, and in the hilltop cases (Fig. 3) by $x_{th} = 7.0 \times 10^{-3}$ ($\gamma = 10^{-3}$) and $x_{th} = 3.5 \times 10^{-4}$ ($\gamma = 10^{-2}$) for $n = 1$, and $x_{th} = 0.698$ ($\gamma = 10^{-5}$) and $x_{th} = 0.276$ ($\gamma = 10^{-4}$) for $n = 2$. In each case, we have set a value of N_e such that a SRR is viable, i.e., V_S exhibits a negative

interval that contains a FDR.

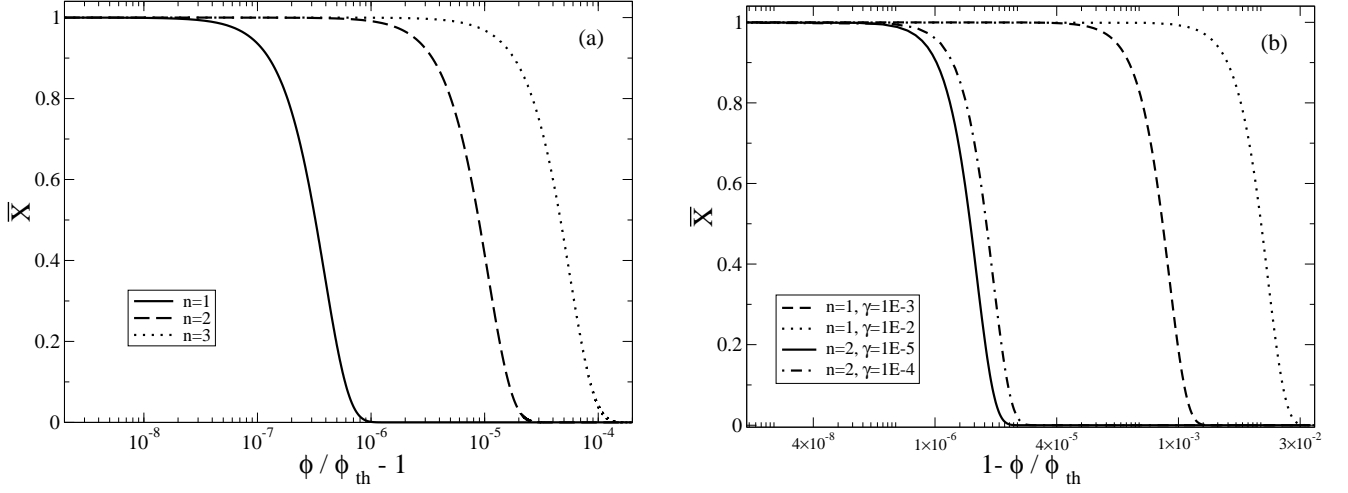


Figure 4: The probability of finding no eternal points in the chaotic [panel (a)] and hilltop [panel (b)] cold inflation cases. The chosen values of N_e are the same ones of the previous figures for each inflation case ($n = 1, 2, 3$) and γ .

In the Fig. 4, we show the behavior of the probability of having no eternal points for the chaotic [panel (a)] and hilltop [panel (b)] potentials. In the horizontal axis, we plot values of x between x_0 and x_{th} (FDR range), suitably parametrized by the variable $x/x_{th} - 1$ in the chaotic case and $1 - x/x_{th}$, in the hilltop case. The initial points are at the rightmost ones of the curves, indicating that eternal points are initially present ($\bar{X} \approx 0$) and vanish at the end of FDR ($\bar{X} \approx 1$).

As expected, we observe that both tools we have used to assess the presence of a SRR produce results that are compatible between them. Due to this compatibility, in the following analysis, extended to the case of warm inflation, we omit the study of eternal points for the reason of not being repetitive in performing both qualitative V_S and eternal points analysis. In its place, we introduce the counting of H regions versus dissipation in parallel to the analysis for V_S , which is a quantitative tool and more adequate for describing the emergence of eternal inflation when considering now the effects of dissipation and radiation.

B. Chaotic warm inflation

Let us initially study the case of warm inflation with the chaotic type of potentials. For the polynomial potential in the warm inflation case, the evolution of the inflaton field, Eq. (4.3), is given by

$$\frac{\partial x}{\partial t'} = -\frac{x^{n-1}}{1+Q} + \frac{\sqrt{3\lambda}}{6n} \frac{x^{3n/2}}{2\pi} (1 + 2n_{\bar{k}}) \zeta'_q + \frac{\sqrt{3\lambda}}{6n} \frac{x^{3n/2}}{2\pi} \left(\frac{T'}{x^n}\right) \frac{\pi Q}{10(1+Q)^2} \zeta'_T. \quad (4.10)$$

The volume weighted probability distribution is the solution of the Fokker-Planck equation, Eq. (4.4), given by

$$\begin{aligned} \frac{\partial}{\partial t'} P_V(x, t') &= \frac{\partial}{\partial x} \left[\frac{x^{n-1}}{(1+Q)} P_V(x, t') \right] \\ &+ \frac{\partial^2}{\partial x^2} \left\{ \frac{\lambda}{12n^2} \frac{x^{3n}}{8\pi^2} \left[1 + 2n_{\bar{k}} + \left(\frac{T'}{x^n}\right) \frac{\pi Q}{10(1+Q)^2} \right] P_V(x, t') \right\} \\ &+ \frac{3x^n}{2n} P_V(x, t'). \end{aligned} \quad (4.11)$$

From the Fokker-Planck equation, we can obtain the effective potential using Eq. (2.16). The expression for V_S is too large to be presented in the text; thus, we chose to present some suitable representative results by numerical integration.

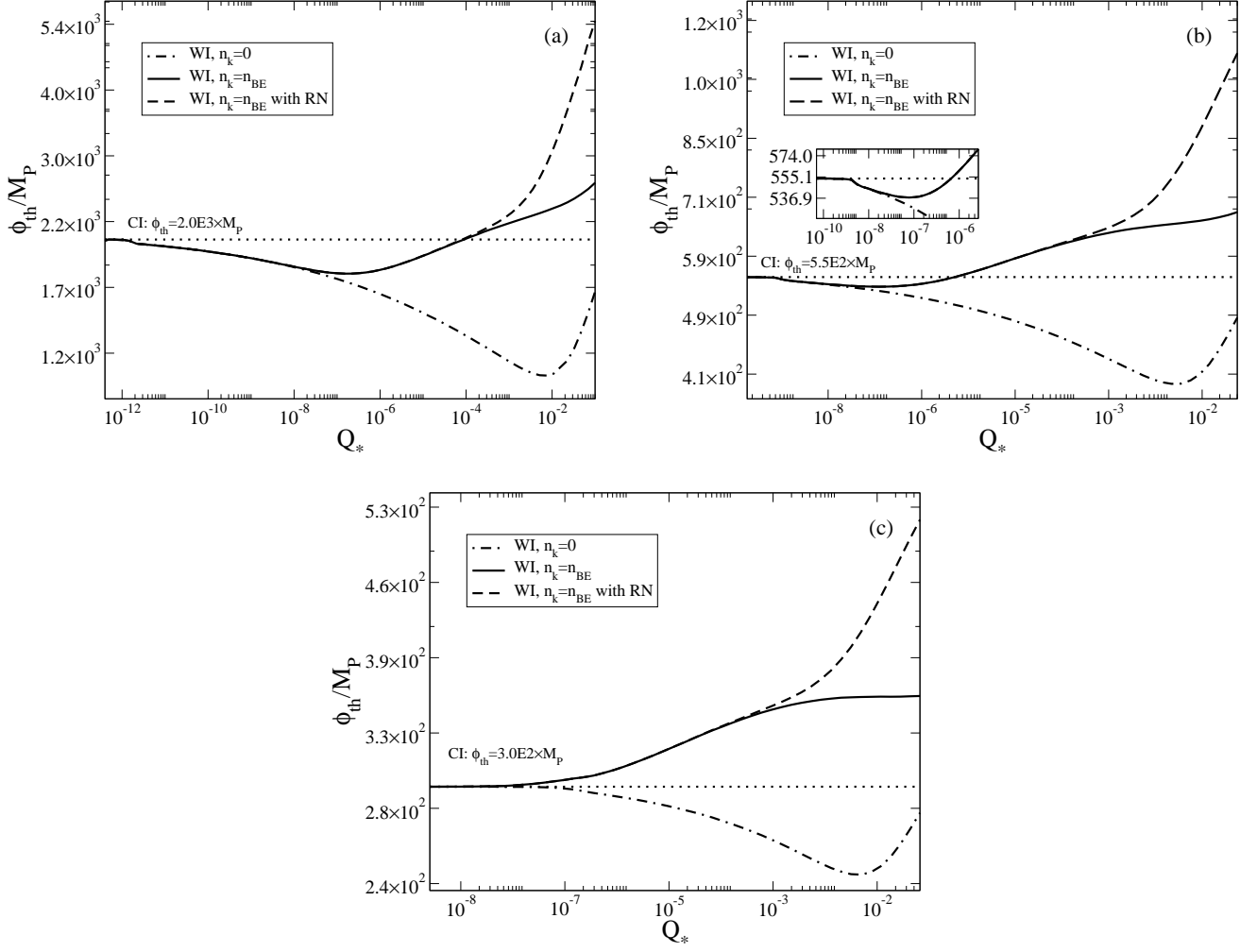


Figure 5: The threshold values of ϕ_{th} versus Q_* for the: (a) quadratic, (b) quartic, and (c) sextic chaotic inflation cases, respectively. The solid (dash-dot) curves correspond to thermal (negligible) inflaton distribution n_k while the dashed curve corresponds to the thermal inflaton distribution and also by accounting for radiation noise effects, given according to Eq. (3.24).

In Fig. 5, we present the functional relation between the threshold values of the inflaton field φ_{th} and dissipation ratio Q_* . As expected, in all panels, we recover the cold inflation values for sufficiently small Q_* . The solid curves in the panels represent the cases where the inflaton particle distribution is given by the Bose-Einstein one. The additional dash-dotted and dashed curves represent the cases for which the inflaton particle distribution is negligible and for which the radiation noise contribution to the power spectrum is taken into account, respectively.

For the quadratic potential ($n = 1$), shown in panel (a) of Fig. 5, as we increase the value of Q_* , a notable nonlinear behavior emerges: for Q_* approximately between 10^{-12} and 7×10^{-5} , the condition for the presence of a FDR is alleviated, since the threshold value φ_{th} in this interval becomes smaller than the cold inflation value (dotted curve). However, for $Q_* \gtrsim 7 \times 10^{-5}$, the behavior is reversed and then it is noted that the establishment of a FDR is unfavored in comparison to the cold inflation case, since higher values of φ_{th} demand a higher initial condition for inflaton field, φ_0 , for eternal inflation to occur.

When we account for the radiation noise effect (dashed curve), it becomes relevant only for $Q_* \gtrsim 2 \times 10^{-4}$ and acts by increasing even more the value of φ_{th} in comparison to the solid curves, thus turning the FDR suppression tendency of warm inflation stronger. A simple reasoning about this behavior can be obtained analyzing Eqs. (3.23) and (3.24). Since the radiation noise contributes with a multiplicative factor $\mathcal{O}(40)$ to the dissipative power spectrum, the effects inherent to warm inflation (FDR suppression which manifests at larger values for the dissipation and thus, damping effects are stronger) are expected to be enhanced. On the other hand, in the case where n_k is negligible (dash-dotted curve), for $Q_* \gtrsim 10^{-12}$ a FDR is more favored than in cold inflation, being more prominent at $Q_* \approx 10^{-2}$. Therefore,

comparing the results shown by the dash-dotted and solid curves, one notices the deleterious role of the inflaton thermalization to the establishment of a FDR.

For the quartic potential ($n = 2$), shown in panel (b) of Fig. 5, one observes the same qualitative behavior of the quadratic case. For Q_* approximately between 10^{-10} and 1×10^{-6} (inset plot), a FDR is favored in comparison to cold inflation, whereas for higher values of Q_* the presence of a FDR is harder to be achieved. Like in the quadratic case, the effect of the radiation noise on the power spectrum makes a FDR even harder to be achieved when $Q_* \gtrsim 10^{-4}$ and the effect of a negligible n_k has the same FDR favoring behavior.

The sextic potential ($n = 3$) case, shown in panel (c) of Fig. 5, does not favor a FDR for very small Q_* like we have seen for the quadratic and quartic cases. The occurrence of a FDR is always disfavored for $Q_* \gtrsim 10^{-8}$, whereas for lower Q_* the values of φ_{th} does not fall below the cold inflation one. However, the qualitative behavior of φ_{th} due to the effects of radiation noise and negligible n_k are exactly the same of the aforementioned potentials.

Due to the qualitative similarity of the dependencies of φ_{th} and N_{th} on Q_* , we choose to present plots only for the former and obtain a semianalytic approximation for the functional dependence of N_{th} on φ_{th} , which can be found to be well approximated by the expression

$$N_{\text{th}} = \frac{1}{4n} \left(\frac{\varphi_{\text{th}}}{M_p} \right)^2. \quad (4.12)$$

This solution was obtained by integrating Eqs. (B4) and (B5) analytically and inspecting the dominant terms. This result shows that N_{th} possesses the same qualitative behavior of φ_{th} with respect to making a FDR easier or harder to be achieved due to the combined effects of dissipation and thermal radiation. This means that the higher the value of φ_{th} we need for eternal inflation to occur, the larger is the number of e -folds of inflation required to accomplish it and vice versa. Although Eq. (4.12) does not contain any explicit dissipative or thermal variable, the calculation of the values of φ_{th} already incorporate these effects.

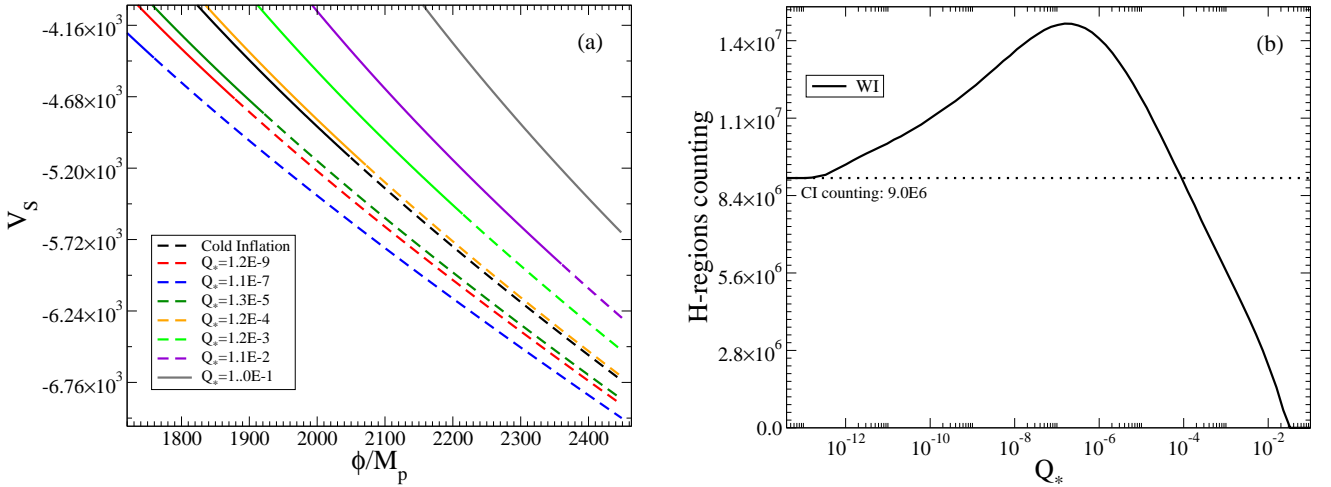


Figure 6: The effective potential V_S as a function of $x = \phi/M_p$, panel (a), for some representative values of Q_* and the counting of H regions versus Q_* , panel (b), for the quadratic chaotic inflation potential. It was taken $N_e = 1.5 \times 10^6$ for the cold inflation case ($Q = 0$).

Next, we present in Figs. 6, 7, and 8, the results for the effective potential V_S as a function of the dimensionless inflaton field [panel (a) in each of the figures] for some representative values of Q_* . We also show in parallel [panel (b) in each of the figures], the corresponding counting of H regions as a function of Q_* , for each of the chaotic inflation potential models considered. For each pair of plots for V_S and H regions counting, we have set up an adequate initial condition φ_0 for the cold inflation case such that a FDR is present. This same initial condition φ_0 was then used to obtain all warm inflation curves of V_S and for each point of the plots of counting of H regions. From this perspective, of same value for φ_0 for both cold and warm inflation cases, one can inspect whether the FDR generated in the cold inflation case is still sustained or becomes suppressed when dissipative effects are present. In the plots of V_S , the curves are separated in FDR and deterministic parts as described in the previous subsection for the cold inflation situation. One notices that the lengths of the parts corresponding to FDR increase or decrease due to the dependence

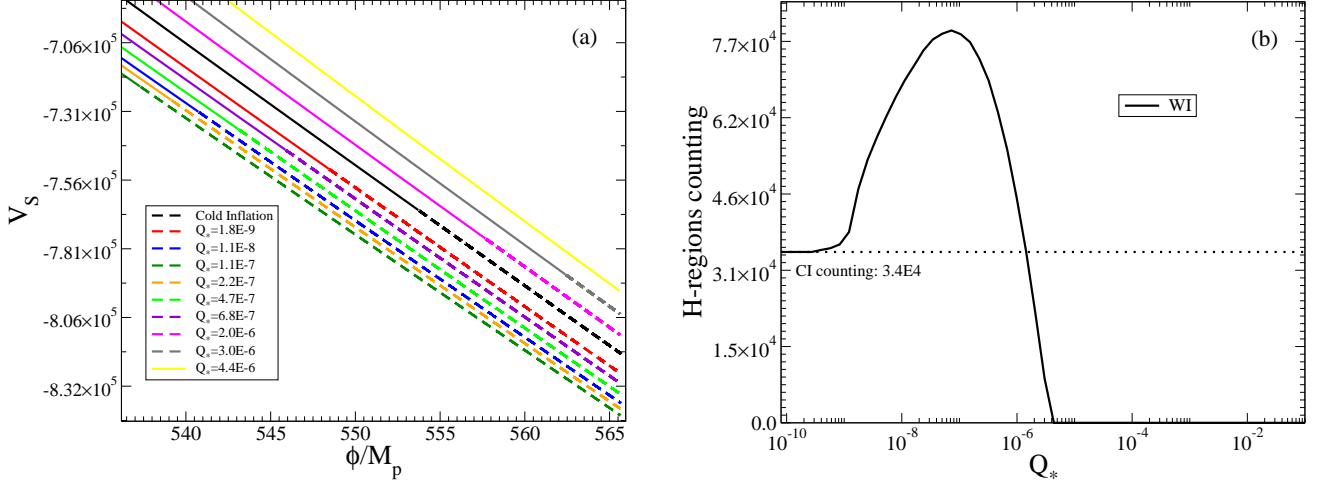


Figure 7: The effective potential V_S as a function of $x = \phi/M_p$, panel (a), for some representative values of Q_* and the counting of H regions versus Q_* , panel (b), for the quartic chaotic inflation potential. It was taken $N_e = 4 \times 10^4$ for the cold inflation case ($Q = 0$).

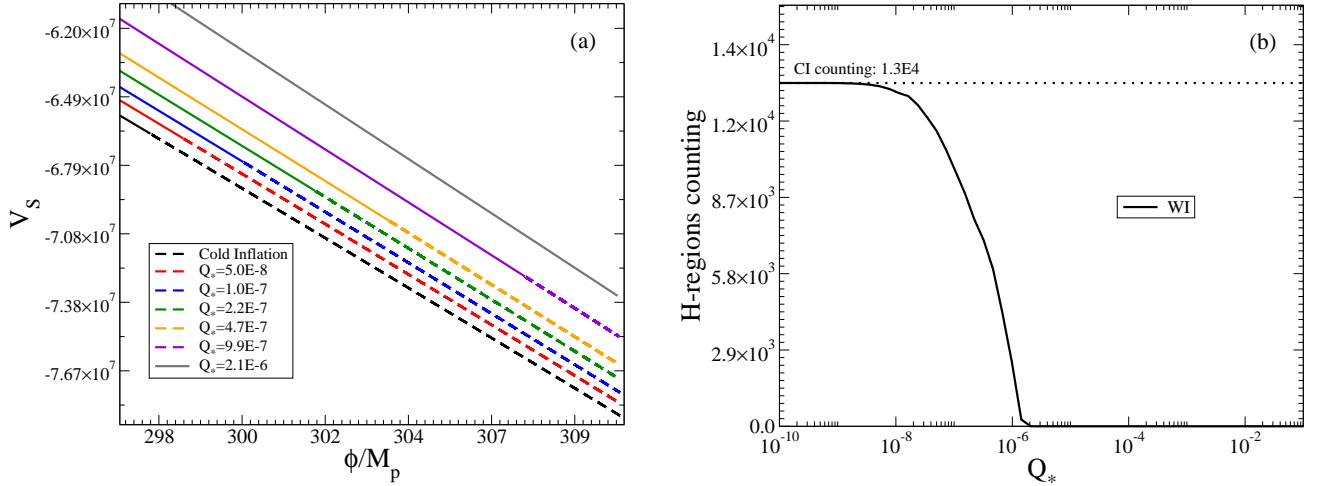


Figure 8: The effective potential V_S as a function of $x = \phi/M_p$, panel (a), for some representative values of Q_* and the counting of H regions versus Q_* , panel (b), for the sextic chaotic inflation potential. It was taken $N_e = 8 \times 10^3$ for the cold inflation case ($Q = 0$).

of φ_{th} on dissipation and temperature [see Figs. (1) and (5)], thus revealing the enhancement or suppression of the FDR for each representative value of Q_* . In turn, the plots of H regions counting exhibit the number of H regions produced in the FDR parts shown in the plots for V_S .

For the quadratic potential case, shown in Fig. (6), we observe in panel (a) that the FDR dash-dotted lines increase until $Q_* \approx 1.1 \times 10^{-7}$, which reveals a favoring tendency to eternal inflation in comparison to cold inflation. Increasing Q_* , this behavior is reversed and for $Q_* \gtrsim 1 \times 10^{-4}$, eternal inflation is disfavored. Panel (b) corroborates this behavior in terms of the increase and subsequent decrease of the production of H regions. The corresponding value of temperature (at that particular time) for which the production of H regions decreases, i.e., eternal inflation gets disfavored, is $T_{th} \gtrsim 1.6 \times 10^7$ GeV. One also notes that the counting of H regions falls to zero for $Q_* \gtrsim 3 \times 10^{-2}$. The solid grey curve in panel (a) shows an example where no FDR is present. This fall means that the chosen φ_0 of cold inflation is not above the threshold value to produce a FDR in warm inflation with such values of Q_* . This result is in complete consistency with the ones shown in Fig. 5(a).

The quartic potential case, shown in Fig. (7), is qualitatively similar to the quadratic case. Panel (a) shows that a FDR is more favored than in cold inflation for values Q_* between 1.8×10^{-9} and 6.8×10^{-7} , but for higher values of Q_* the tendency is the suppression of the FDR. In panel (b), we ignore the mentioned negligible FDR favoring for very low Q_* (no inset plot) and reiterate that for $Q_* \gtrsim 1 \times 10^{-6}$ eternal inflation is disfavored in comparison to cold inflation as the solid curve drops below cold inflation dotted one. The corresponding value of temperature in this case is $T_{\text{th}} \gtrsim 9.1 \times 10^{10}$ GeV. For the chosen value of φ_0 , for $Q_* \gtrsim 4 \times 10^{-6}$, eternal inflation is completely suppressed. This result also corroborates the one shown in Fig. 5(b).

The case of a sextic potential, shown in Fig. (8), panel (a) shows that the FDR is always disfavored as we increase Q_* . For $Q_* \gtrsim 5 \times 10^{-8}$, the lengths of the FDR curves becomes smaller in comparison to the cold inflation case until it disappears for $Q_* \approx 2 \times 10^{-6}$. The exactly same behavior is shown in panel (b), where the production of H regions falls below the cold inflation value for corresponding values of temperature of $T_{\text{th}} \gtrsim 3.9 \times 10^{12}$ GeV, and eventually is totally suppressed. These results are again consistent to those shown in Fig. 5(c).

With the assistance of Fig. (1), we notice that the FDR favoring intervals of Q_* obtained in the quadratic and quartic cases occur for $T/H \lesssim 1$, which is a regime between cold and warm inflation regimes, which we called WWI. For the typical warm inflation picture (where $T/H \gtrsim 1$), one observes that dissipation has the tendency to suppress the establishment of a SRR for the case of the chaotic potential models in warm inflation, in comparison to the cold inflation case.

C. Hilltop warm inflation case

We now discuss and present our results for the hilltop potential case, given by Eq. (3.21). Equation (4.3) can be specialized in order to describe the inflaton dynamics under this potential

$$\begin{aligned} \frac{\partial x}{\partial t'} &= \frac{|\gamma|}{2n} \frac{x^{2n-1}}{\sqrt{1 - (|\gamma|/2n) x^{2n}(1+Q)}} \\ &+ \frac{\sqrt{3\lambda}}{6n} \frac{[1 - (|\gamma|/2n) x^{2n}]^{3/4}}{2\pi} (1 + 2n_{\tilde{k}}) \zeta'_q \\ &+ \frac{\sqrt{3\lambda}}{6n} \frac{[1 - (|\gamma|/2n) x^{2n}]^{3/4}}{2\pi} \left\{ \frac{T'}{[1 - (|\gamma|/2n) x^{2n}]^{1/4}} \right\} \frac{\pi Q}{10(1+Q)^2} \zeta'_T. \end{aligned} \quad (4.13)$$

The modified Fokker-Planck equation for the volume distribution P_V , Eq. (4.4), can be written as

$$\begin{aligned} \frac{\partial}{\partial t'} P_V(x, t') &= - \frac{\partial}{\partial x} \left[\frac{|\gamma|}{2n} \frac{x^{2n-1}}{\sqrt{1 - (|\gamma|/2n) x^{2n}(1+Q)}} P_V(x, t') \right] \\ &+ \frac{\partial^2}{\partial x^2} \left\{ \frac{\lambda}{12n^2} \frac{[1 - (|\gamma|/2n) x^{2n}]^{3/2}}{8\pi^2} \left[1 + 2n_{\tilde{k}} + \left(\frac{T'}{\sqrt{1 - (|\gamma|/2n) x^{2n}}} \right) \frac{\pi Q}{10(1+Q)^2} \right] P_V(x, t') \right\} \\ &+ \frac{3}{2n} \sqrt{1 - (|\gamma|/2n) x^{2n}} P_V(x, t'). \end{aligned} \quad (4.14)$$

For the analysis of the hilltop case, we set two values of γ for each fixed n . Namely, we set $\gamma = 10^{-3}$ and $\gamma = 10^{-2}$ for $n = 1$, and $\gamma = 10^{-5}$ and $\gamma = 10^{-4}$ for $n = 2$. These values of γ are motivated by those values considered in the recent Planck's observational constraints on inflation based on the hilltop potential [49] [note also that in [49], these values were given in terms of $\log(\mu/M_p)$ instead].

In Figs. 9 and 10, we present the functional dependence of φ_{th} and N_{th} on the dissipation ratio Q_* for the hilltop potential model cases. Differently to what we have seen in the chaotic potential case, for hilltop inflation the relation between φ_{th} and N_{th} is much more involved. Thus, we show the numerical results for both in this case. The numerical results for φ_{th} and N_{th} as a function of Q_* are shown in Figs. 9 and 10 for the quadratic and for the quartic hilltop inflation potential cases, respectively. Panels (a) and (b) of each figure show the functional dependence of φ_{th} on Q_* for each aforementioned choice of γ , whereas panel (c) shows the functional dependence of N_{th} on Q_* . Note that for sufficiently small values for Q_* , the cold inflation limit is recovered in all panels, as expected.

The quadratic inflation case for $\gamma = 10^{-3}$ is shown in panel (a) of Fig. 9. One observes that as we increase Q_* , the value of φ_{th} is larger than in the cold inflation case (which is better seen in the inset plot). For hilltop inflation potential this means that the SRR is favored. In other words, since for given values of Q_* the amplitude of the

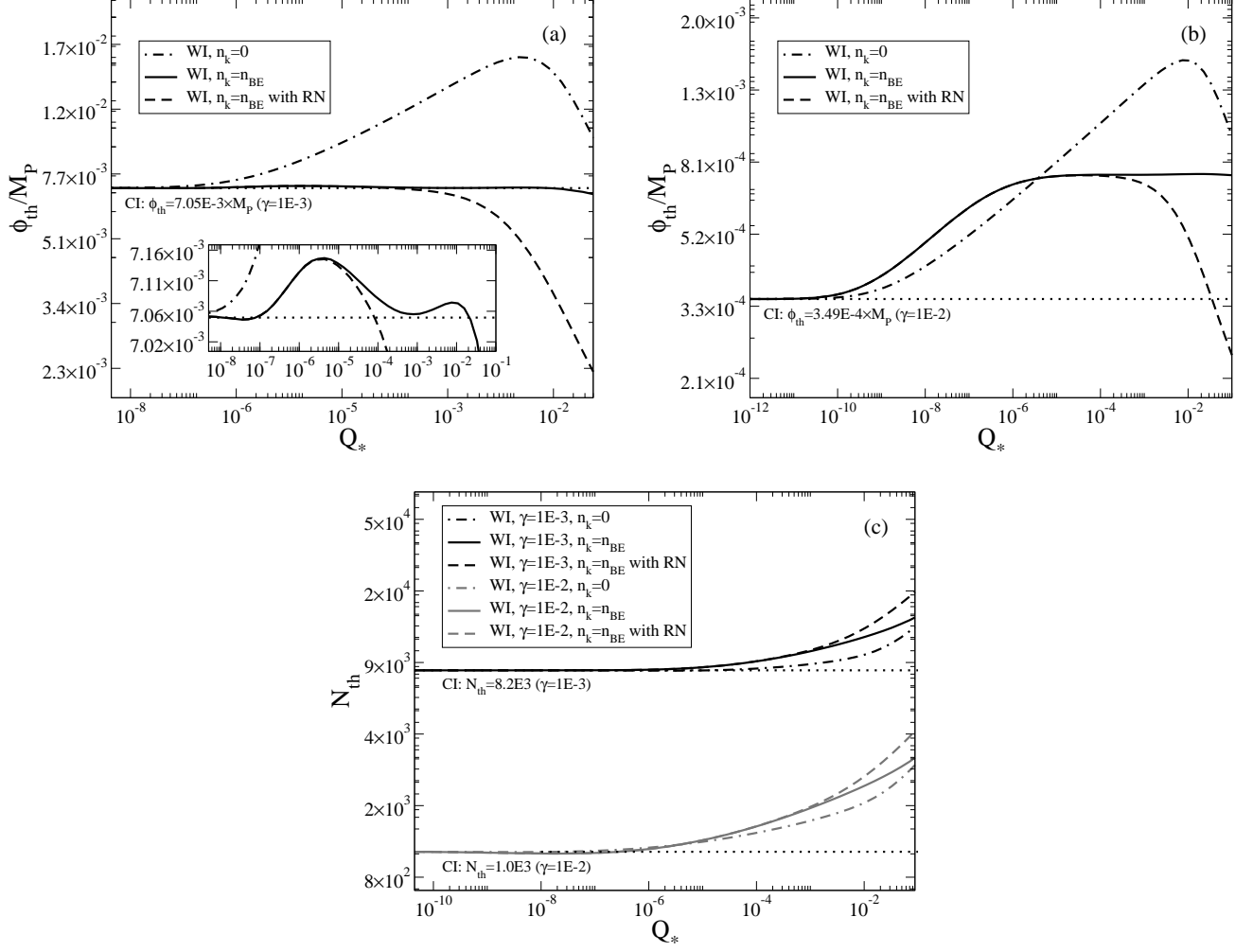


Figure 9: The threshold values of ϕ_{th} [panels (a) and (b)] and N_{th} [panel (c)] versus Q_* for the quadratic hilltop inflation potential case. Panels (a) and (b) correspond to the representative choices $\gamma = 10^{-3}$ and $\gamma = 10^{-2}$, respectively, whereas panel (c) covers both $\gamma = 10^{-3}$ (black dashed curves) and $\gamma = 10^{-2}$ (gray dashed curves) choices. The solid (dash-dot) curves correspond to thermal (negligible) inflaton distribution n_k , while the dashed curve corresponds to thermal inflaton distribution accounting for radiation noise contribution.

inflaton increases, i.e., moves away from the top of the potential, the region of field values between cold and warm inflation values of φ_{th} become now available for the SRR. Consequently, we see that a larger region of field values in warm inflation becomes suitable for leading to eternal inflation than in the cold inflation case. This favoring occurs for $Q_* \gtrsim 10^{-7}$ and is more pronounced at $Q_* \approx 4 \times 10^{-6}$ and $Q_* \approx 10^{-2}$. However, for $Q_* \gtrsim 10^{-2}$, the behavior is reversed and the FDR tends to be unfavored for $Q_* \gtrsim 2 \times 10^{-2}$. This same FDR friendly behavior happens for the quadratic case with $\gamma = 10^{-2}$, shown in panel (b), which occurs for $Q_* \gtrsim 4 \times 10^{-11}$ and stabilizes for $Q_* \gtrsim 5 \times 10^{-5}$. In contrast, panel (c) reveals that the threshold number of e -folds N_{th} increases with dissipation for both choices of γ , which indicates that the establishment of a SRR is harder to be achieved for higher values of Q_* . These results involving φ_{th} and N_{th} seem contradictory to the ones seen for the chaotic inflation potential cases, where we would expect growing φ_{th} for growing N_{th} and vice versa. However, this apparent contradiction can be dissolved when we realize that at the same time that dissipative effects become sufficiently significant at the threshold instant to increase the values of φ_{th} , the inflaton field value at the end of inflation, φ_f , becomes smaller due to dissipation, thus increasing N_{th} .

The quartic inflation cases for $\gamma = 10^{-5}$ and $\gamma = 10^{-4}$ are shown in panel (a) and (b) of Fig. 10, respectively. For both cases, eternal inflation is continuously suppressed as we increase Q_* from approximately 10^{-8} to greater values. These behaviors are in agreement with the respective results of N_{th} given in panel (c), since we now expect that in

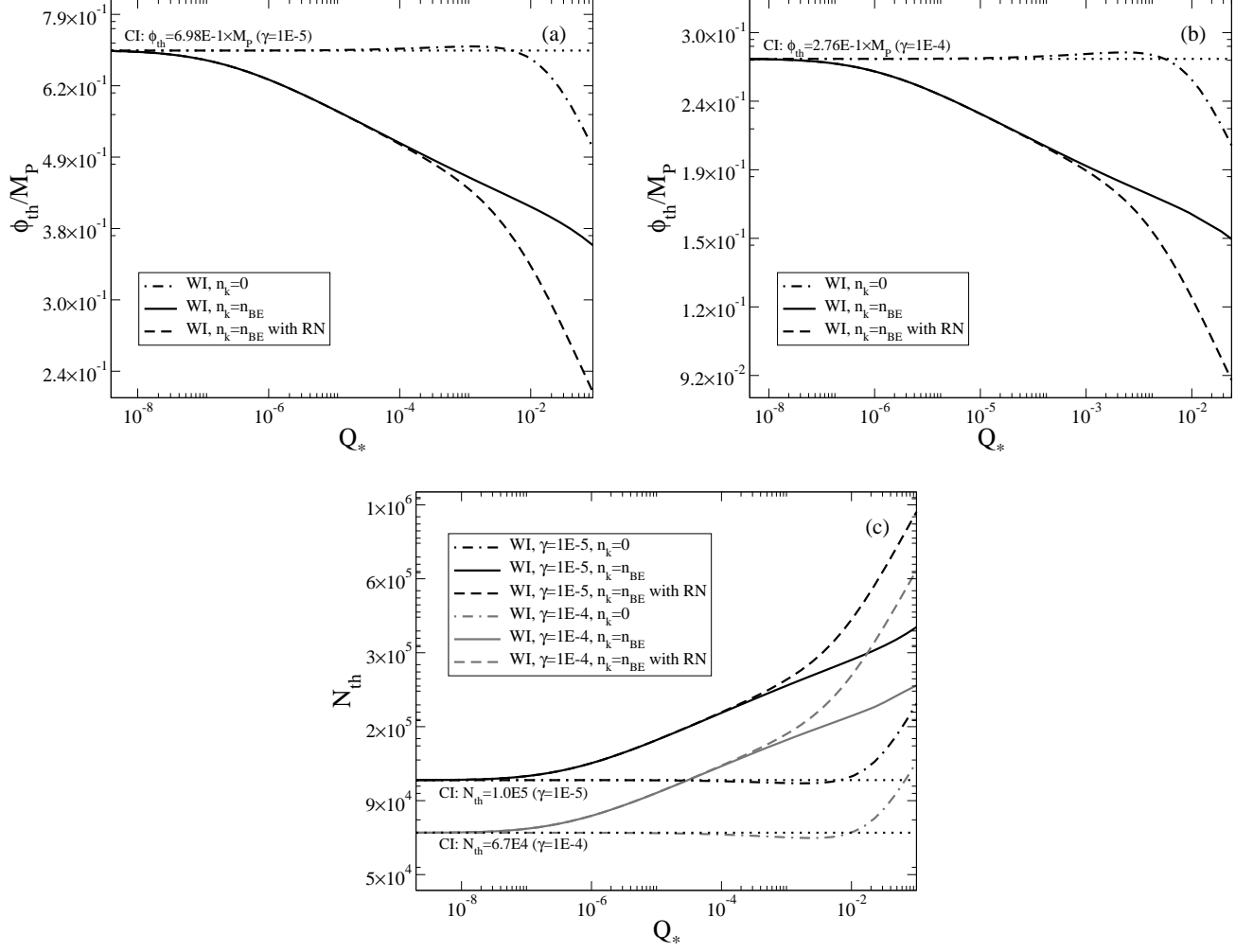


Figure 10: The same as in Fig. 9, but for the quartic hilltop inflation potential case. Panels (a) and (b) correspond to the representative choices $\gamma = 10^{-5}$ and $\gamma = 10^{-4}$, respectively, whereas panel (c) covers both $\gamma = 10^{-5}$ (black curves) and $\gamma = 10^{-4}$ (gray curves) choices. The solid (dash-dot) curves correspond to thermal (negligible) inflaton distribution n_k , while the dashed curve corresponds to thermal inflaton distribution accounting for radiation noise contribution.

the hilltop inflation potential lower values of φ_{th} will disfavor a FDR, which corresponds to greater values of N_{th} .

In both Figs. 9 and 10, we also analyze the effect of a negligible inflaton particle distribution $n_k \approx 0$. In Figs. 9 and 10, this case is represented by dash-dotted lines in all panels. The behavior is similar to the chaotic inflation case; the curves ascend in comparison to the $n_k = n_{BE}$ cases (solid curves), which again reinforces the importance of the thermalized inflation particles in the suppression of eternal inflation. In the quadratic inflation case, the establishment of a SRR is always favored, whereas in the quartic case eternal inflation is negligibly favored for very low values of Q_* and becomes significantly suppressed for $Q_* \gtrsim 10^{-2}$. In both figures, we also see the effect of radiation noise contribution to the power spectrum, given according to Eq. (3.24). Its effect is opposite to that of negligible n_k ; in the quadratic case with $\gamma = 10^{-3}$, the curves descend from $n_k = n_{BE}$ case for $Q_* \gtrsim 5 \times 10^{-5}$, whereas for the quadratic case with $\gamma = 10^{-2}$ and for both quartic values of γ in the quartic potential the descent happens for $Q_* \gtrsim 10^{-4}$. In the quadratic case with $\gamma = 10^{-3}$ ($\gamma = 10^{-2}$), eternal inflation is favored for $Q_* \gtrsim 10^{-4}$ ($Q_* \gtrsim 3 \times 10^{-2}$), whereas in the quartic case eternal inflation is always favored for $Q_* \gtrsim 10^{-4}$. This effect of the radiation noise is consistent to what we expected before in the chaotic inflation potential cases. The effect of the radiation noise is more pronounced at larger dissipation. These larger values of dissipation imply in a larger damping of fluctuations that might otherwise lead to a SRR.

Finally, in Figs. 11 and 12, we present the effective potential V_S as a function of the (dimensionless) inflaton field for some representative values of Q_* [panels (a) and (b)] and the functional dependence of the counting of H regions

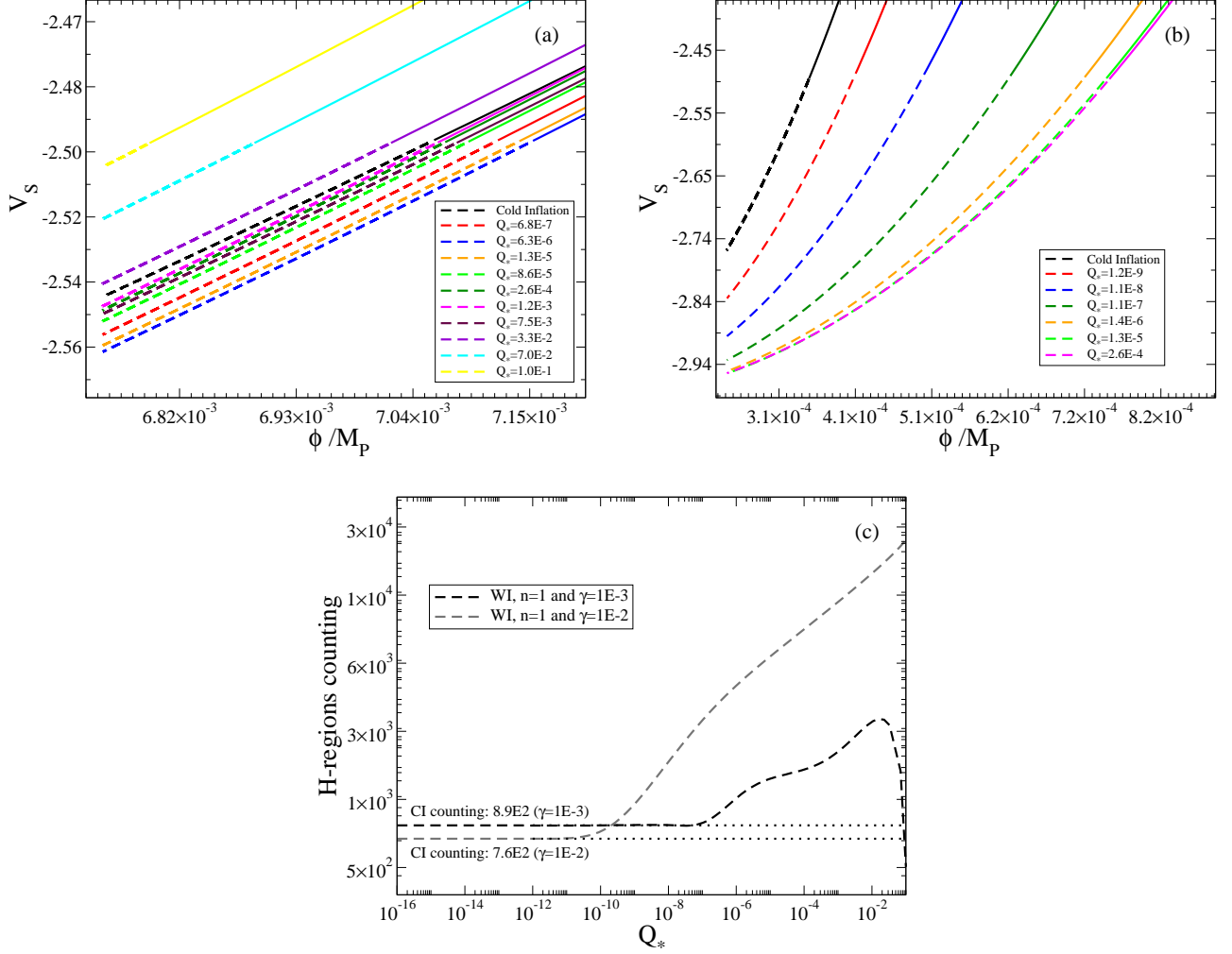


Figure 11: The effective potential V_S as a function of ϕ for some representative values of Q_* [panels (a) and (b)] and the counting of H regions versus Q_* [panel (c)], for the quadratic hilltop inflation potential case. Panels (a) and (b) correspond to the representative choices of $\gamma = 10^{-3}$ and $\gamma = 10^{-2}$, respectively, whereas panel (c) covers both $\gamma = 10^{-3}$ (black curve) and $\gamma = 10^{-2}$ (gray curve) choices. We have chosen $N_e = 8300$ ($\gamma = 10^{-3}$) and $N_e = 1050$ ($\gamma = 10^{-2}$) for cold inflation cases.

on Q_* [panel (c)], for the quadratic and quartic hilltop potentials, respectively. Panels (a) and (b) of each figure show the plots of V_S for each choice of γ , whereas panels (c) exhibit the counting of H regions for both choices of γ . As in the chaotic inflation case, we choose suitable values of φ_0 for the cold inflation cases such that a FDR is present and use it to obtain the warm inflation results. We can now contrast the panel (a) of Fig. 11 with the corresponding panel (a) of Fig. 9. Observing both panels, one notes that the FDR is favored in the range $10^{-7} \lesssim Q_* \lesssim 2 \times 10^{-2}$ in comparison to the cold inflation case and unfavored outside this range. Quantitatively, the region of the potential that corresponds to the FDR (i) increases for $10^{-7} \lesssim Q_* \lesssim 4 \times 10^{-6}$, (ii) decreases in the range $4 \times 10^{-6} \lesssim Q_* \lesssim 8 \times 10^{-4}$, (iii) increases for $8 \times 10^{-4} \lesssim Q_* \lesssim 8 \times 10^{-3}$, and (iv) decreases for $Q_* \gtrsim 8 \times 10^{-3}$, getting shorter than the cold inflation case for $Q_* \gtrsim 2 \times 10^{-2}$. Analogously, we perform a joint analysis of panels (b) of Figs. 9 and 11. For $Q_* \gtrsim 4 \times 10^{-11}$ in both panels (b), one observes that the FDR abruptly increases for increasing Q_* until $Q_* \approx 10^{-6}$, where FDR continuously to increase but in a small rate. These minor details involving representative values of Q_* are important only to contrast the corresponding panels of Figs. 9 and 11, but the main interest is in the FDR-favoring behavior that we observe for the quadratic hilltop potential case. Analogously, we contrast panels (a) and (b) of Fig. 12 to the respective panels (a) and (b) from Fig. 10. One notices that for both cases the lengths of the FDR curves decrease until it disappears for sufficiently high value of Q_* , which corresponds to the decrease of the values of φ_{th} . The plots of the counting of H regions, given in the panels (c) of Figs. 11 and 12, mimic the results of panels (a) and (b) like in the chaotic inflation case; the amount of H regions increases when FDR is favored, decreases when

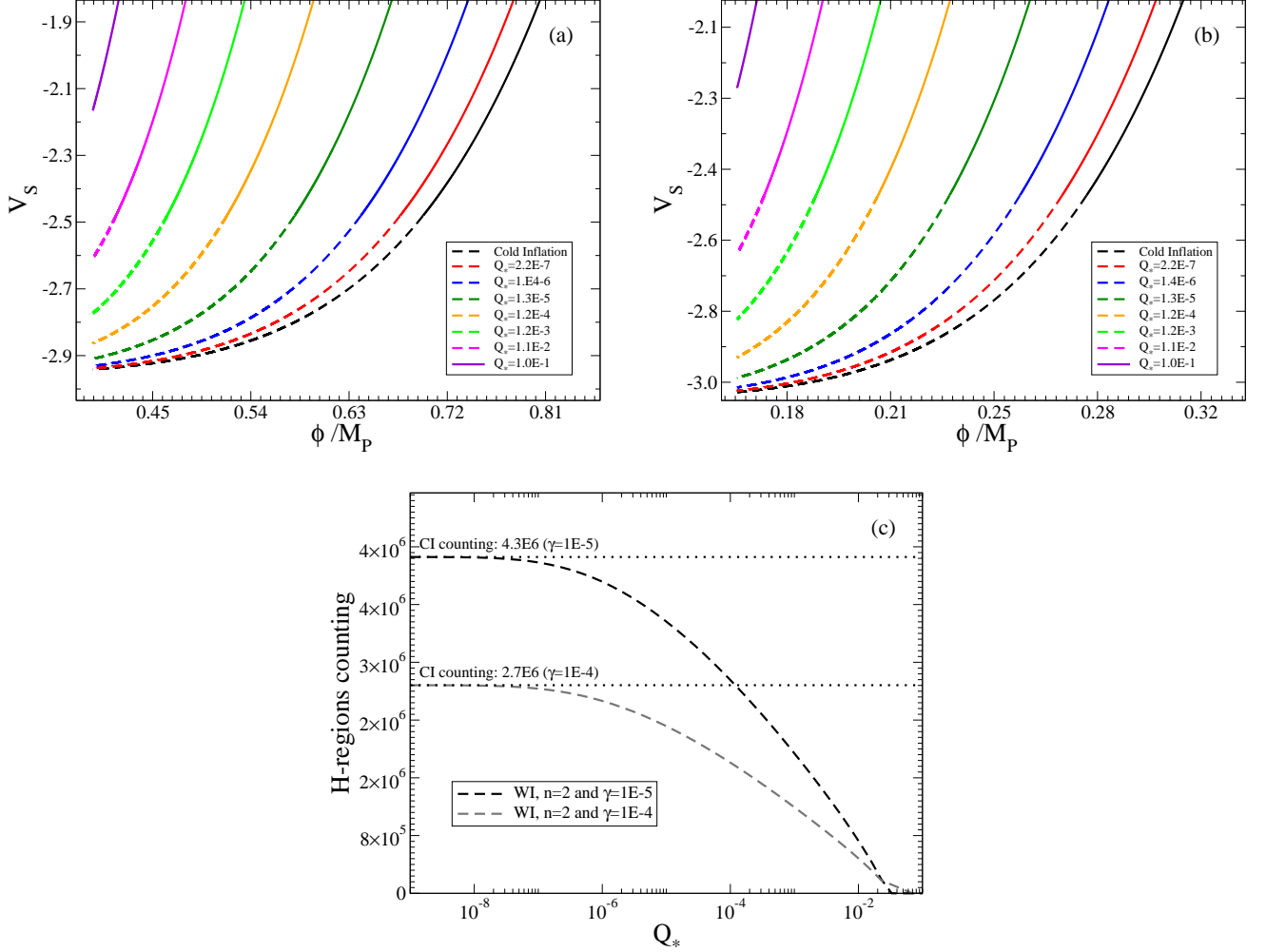


Figure 12: The same as in Fig. 11, but for the quartic hilltop inflation potential case. Panels (a) and (b) correspond to the representative choices $\gamma = 10^{-5}$ and $\gamma = 10^{-4}$, respectively, whereas panel (c) covers both $\gamma = 10^{-5}$ (black curve) and $\gamma = 10^{-4}$ (gray curve) choices. We have chosen $N_e = 3.2 \times 10^5$ ($\gamma = 10^{-5}$) and $N_e = 2.0 \times 10^5$ ($\gamma = 10^{-4}$) for cold inflation cases.

it is unfavored, and falls to zero when the chosen φ_0 is smaller than φ_{th} for the specific value of Q_* . Like in the cases of the monomial chaotic potential, the corresponding values of temperature for which eternal inflation gets disfavored in comparison to cold inflation are $T_{th} \gtrsim 4.0 \times 10^{12}$ GeV for the quadratic case with $\gamma = 10^{-3}$ and $T_{th} \gtrsim 2.6 \times 10^7$ GeV ($T_{th} \gtrsim 1.6 \times 10^7$ GeV) for the quartic case with $\gamma = 10^{-5}$ ($\gamma = 10^{-4}$), whereas for the quadratic hilltop case with $\gamma = 10^{-2}$ eternal inflation is favored for the entire range of Q_* analyzed. Once again, these plots reveal the deleterious behavior of warm inflation to the establishment of the SRR in the quartic hilltop potential case. In the quadratic hilltop potential case, however, warm inflation enhances the eternal inflation mechanism from the point of view of a fixed φ_0 .

V. CONCLUSIONS AND FINAL REMARKS

In this work, we have developed a generalized approach to eternal inflation of the random walk type under the framework of warm inflation. Thus, the combined effects of dissipation, the corresponding stochastic term, and the presence of a thermal radiation bath are accounted for. To understand the influence of these effects on the self-reproduction regime of the inflationary universe, we have performed a comprehensive numerical analysis of how relevant quantities that characterizes eternal inflation in the cold inflation case are modified due to the presence of dissipation and a thermal radiation bath. Since eternal inflation is mainly characterized by the presence of a FDR,

the main tool we have used was a generalized condition for the occurrence of a FDR, which is used for obtaining and interpreting the results.

Taking cold inflation as a reference, within the context of the warm inflation picture we have obtained information about the functional relation between the threshold inflaton field φ_{th} and also for the threshold number of e -folds N_{th} , in terms of the dissipation ratio Q (where we used its value at the moment of horizon crossing as a reference). In addition to the usual case where the statistical occupation number is given by the Bose-Einstein distribution, i.e., assuming a thermal equilibrium distribution for the inflaton, we have also presented the cases where its particle distribution is negligible and where the dissipative power spectrum might get additional contributions due to radiation noise effects, as recently studied in Ref. [33]. Using the model independent relation between Q_* and T_*/H_* , we were able to focus the analysis only as a function of Q_* , but always concomitantly keeping track of the influence of the temperature of the thermal bath.

In addition to the analysis of φ_{th} and N_{th} , we have performed a SLA of the corresponding Fokker-Planck equation for the probability of having eternal inflation, translated in terms of the effective potential V_S . In parallel to the analysis of V_S , we have also analyzed the dependence of the number of H regions produced in the FDR as a function of Q_* .

We have considered as examples of inflation models, the cases of monomial potentials of the chaotic type (quadratic, quartic, and sextic chaotic inflation potentials) and hilltoplike (quadratic and quartic hilltop potentials). To study how the typical dynamics displayed in warm inflation affects eternal inflation, we have performed our analysis in a range of values for the dissipation ratio Q_* varying from very low values (reaching the cold inflation limit) up to $Q_* = 0.1$, where the analytical expression for the primordial spectrum is found to be in good agreement with full numerical calculations of the perturbations in warm inflation [33].

For the chaotic potential cases, the dependence of both φ_{th} and N_{th} on Q_* reveals that in the typical warm inflation regime dissipation and thermal fluctuations have the tendency of suppressing eternal inflation in comparison to the cold inflation case, whereas in the WWI regime, eternal inflation is slightly favored for the quadratic potential case. When we account for the radiation noise contribution to the power spectrum, the suppression tendency becomes even stronger for typical warm inflation values. This is expected because, as shown in Ref. [33], these effects become more relevant for larger values of the dissipation. But this is when dissipation damps more efficiently the fluctuations that might otherwise favor eternal inflation to appear. However, in the case where the particle distribution function is negligible, eternal inflation effects becomes enhanced for the whole interval of Q_* . This can be traced to the fact that the quantum noise effects have a larger amplitude, thus favoring the conditions for the emergence of eternal inflation.

For the hilltop potential cases, the dependence of φ_{th} on Q_* reveals that eternal inflation is favored for the quadratic potential and unfavored for the quartic potential. In the case of the quadratic potential, both φ_{th} and N_{th} grows for increasing Q_* , which means that at the same time dissipation and thermal fluctuations demand a less restricted value of φ_{th} for eternal inflation to happen but, on the other hand, requires a larger amount of e -folds for it to take place. Therefore, depending on the point of view of fixed φ_0 or fixed number of e -folds, eternal inflation is favored or unfavored, respectively. In the case of the quartic potential, φ_{th} decreases for increasing Q_* , while N_{th} increases, which means that for both point of views described for the quadratic case, both dissipation and thermal radiation tend to suppress eternal inflation. When we account for the radiation noise contribution to the power spectrum, the FDR favoring tendency in the quadratic potential is attenuated whereas for the quartic potential it turns the suppression tendency stronger for sufficiently large values of Q_* , which are responsible for fluctuation damping. When one considers a negligible particle distribution for the inflaton field, the establishment of a SRR is favored for the whole interval of Q_* in the quadratic potential case, whereas for the quartic case, FDR is negligibly enhanced for very small Q_* and becomes significantly suppressed for higher Q_* .

In summary, our results show that in the chaotic inflation case, dissipation and thermal fluctuations tend to suppress eternal inflation in the typical warm inflation dynamics. This suppression is more pronounced when radiation noise effects on the power spectrum are accounted for (which, as already mentioned above, happens for larger values of dissipation) and eternal inflation is alleviated when the statistical distribution of the inflaton is neglected. On the other hand, in the hilltop inflation case, for the quadratic potential, the main tendency is to favor eternal inflation when we depart from the same φ_0 , but to disfavor it when we analyze the case where a fixed number of e -folds is assumed. In the quartic case, however, warm inflation effects tend to suppress the SRR for the whole interval of Q_* , which happens for both fixed φ_0 or number of e -folds. When radiation noise is included, eternal inflation is even more suppressed for typical warm inflation values and also suppressed for negligible n_k at sufficiently high Q_* .

Based on the analysis performed, the introduction of warm inflation effects in the eternal inflation scenario seems to be deleterious to the establishment of a self-reproduction regime, although for some particular choices of potential and parameters, it is possible to have exceptions where eternal inflation is enhanced. This happens particularly for small values of the dissipation term, in which case, the fluctuations favoring the presence of a eternal inflation regime might even be enhanced compared to cold inflation. Our results show the nontrivial effects that dissipation, stochastic noises, and the presence of a thermal radiation bath, hallmarks of the warm inflation picture, can have in the global

dynamics of inflation and, as studied in this paper, on one of the most peculiar predictions of the inflationary scenario, eternal inflation.

Appendix A: Derivation of $D^{(2)}$

The stochastic equation of motion for the inflaton field that involves both quantum (vacuum) and thermal (dissipative) noises, Eq. (3.7), can be rewritten as

$$\dot{\varphi} = -\frac{V_{,\varphi}}{3H(1+Q)} + \eta_q(t) + \eta_T(t) , \quad (\text{A1})$$

where the two-point correlation function for the thermal noise [24, 25] is given by

$$\langle \eta_T(\mathbf{x}, t) \eta_T(\mathbf{x}', t') \rangle = \frac{2Q}{3(1+Q)^2} \left(\frac{T}{H} \right) a^{-3} \delta^3(\mathbf{x} - \mathbf{x}') \delta(t - t') , \quad (\text{A2})$$

where the thermal noise has been rescaled to $\eta_T = \zeta_T/[3H(1+Q)]$ from Eq. (3.1), after we take the slow-roll approximation.

In the case of the quantum noise, we can perform the two-point correlation function for Eq. (3.6) in the slow-roll approximation:

$$\xi_q(\mathbf{x}, t) \approx -3H(1+Q) \frac{\partial}{\partial t} \Phi_{<}(\mathbf{x}, t). \quad (\text{A3})$$

The correlation function for the quantum noise is given by Eq. (2.12) in Ref. [31] in the absence of a thermal bath. This expression can be generalized for the case of warm inflation, which is given by Eq. (4.7) in Ref. [31], although obtained for a different coarse graining of the inflaton field. From Eq. (3.6), but in momenta space and expressing that equation in the conformal time variable, $\tau = -[a(t)H]^{-1}$, we obtain that

$$\langle \xi_q(\mathbf{k}, t) \xi_q(\mathbf{k}', t') \rangle = \delta(\mathbf{k} + \mathbf{k}') (\tau \tau')^2 H^4 (1 + 2n_k) [f_k(\tau) f_k^*(\tau') (1 + n_k) + f_k^*(\tau) f_k(\tau') n_k] . \quad (\text{A4})$$

For the quantum noise in the slow-roll approximation, Eq. (A3), one obtains

$$f_k(\tau) = -\frac{3(1+Q)}{\tau} \frac{\partial W(k, \tau)}{\partial \tau} \phi_k(\tau) , \quad (\text{A5})$$

with

$$\phi_k(\tau) = \frac{H\sqrt{\pi}}{2} (|\tau|)^{3/2} H_\mu^{(1)}(k|\tau|) , \quad (\text{A6})$$

where $H_\mu^{(1)}(k|\tau|)$ is the Hankel function of the first kind and $\mu = \sqrt{9/4 - 3\eta}$, where η is the slow-roll coefficient given in Eq. (3.17).

Using the step filter function $W(k, \tau) = W(k + \epsilon\tau)$ and performing the inverse space-Fourier transform of Eq. (A4), one obtains that

$$\langle \xi_q(\mathbf{x}, t) \xi_q(\mathbf{x}', t') \rangle = \frac{H^3 \epsilon^3}{16\pi} |H_\mu^{(1)}(\epsilon)|^2 (1 + 2n_{\tilde{k}}) \frac{\sin[\epsilon a(t)H|\mathbf{x} - \mathbf{x}'|]}{\epsilon a(t)H|\mathbf{x} - \mathbf{x}'|} \delta(t - t') , \quad (\text{A7})$$

where

$$n_{\tilde{k}} = \frac{1}{\exp(\epsilon H/T) - 1} . \quad (\text{A8})$$

One particularly convenient choice for ϵ is $\epsilon = 1/(2\pi)$, which introduces the ratio T_H/T in the particle distribution, where $T_H = H/(2\pi)$ is the Gibbons-Hawking temperature, and warm and cold inflation regimes can be naturally defined in terms of T_H , $T > T_H$ and $T < T_H$, respectively. For this choice of ϵ and due to the fact that the slow-roll coefficient η is very small during inflation, one can approximate Eq. (A7) to

$$\langle \xi_q(\mathbf{x}, t) \xi_q(\mathbf{x}', t') \rangle = \frac{H^3}{4\pi^2} (1 + 2n_k) \frac{\sin[a(t)T_H |\mathbf{x} - \mathbf{x}'|]}{a(t)T_H |\mathbf{x} - \mathbf{x}'|} \delta(t - t') . \quad (\text{A9})$$

To obtain the Fokker-Planck diffusion coefficient, we need to rewrite Eq. (A1) in the form of Eq. (3.7). The coefficients are obtained by multiplying the noises, whose correlation function are given by $\delta(t - t')$ (with the proper normalizations considered). In addition, we take the limit of one worldline $\mathbf{x} = \mathbf{x}'$. In this case, the quantum noise becomes simply

$$\eta_q = \frac{H^{3/2}}{2\pi} \sqrt{1 + 2n_k} \zeta_q , \quad (\text{A10})$$

and we obtain $\langle \zeta_q(t) \zeta_q(t') \rangle = \delta(t - t')$. On the other hand, the thermal correlation Eq. (A2) involves a spatial Dirac-delta function, $\delta^3(\mathbf{x} - \mathbf{x}')$, and a a^{-3} factor. Since we want the correlation function accumulated in one Hubble time, $\Delta t \approx H^{-1}$, one obtains $a^{-3} = \exp(-3H\Delta t) \approx 20$. On the other hand, one notice that $\delta^3(\mathbf{x} - \mathbf{x}')$ corresponds to an inverse volume factor. The natural volume to be taken is the de Sitter volume of the horizon, V_H , which we obtain using the length scale $\approx H^{-1}$, and associate it with the spatial Dirac delta, $\delta(\mathbf{x} - \mathbf{x}') \rightarrow 1/V_H = 1/(\frac{4\pi}{3H^3})$. Therefore, one can approximate the correlation function for the thermal noise η_T , Eq. (A2), as

$$\langle \eta_T(t) \eta_T(t') \rangle = \frac{H^3}{4\pi^2} \frac{\pi Q}{10(1+Q)^2} \left(\frac{T}{H} \right) \delta(t - t') . \quad (\text{A11})$$

From this result, we can rewrite

$$\eta_T = \frac{H^{3/2}}{2\pi} \sqrt{\frac{\pi Q}{10(1+Q)^2} \left(\frac{T}{H} \right)} \zeta_T , \quad (\text{A12})$$

and where $\langle \zeta_T(t) \zeta_T(t') \rangle = \delta(t - t')$.

From Eqs. (A1), (A10) and (A12), one obtains

$$\dot{\varphi} = -\frac{V_{,\varphi}}{3H(1+Q)} + \frac{H^{3/2}}{2\pi} \sqrt{1 + 2n_k} \zeta_q + \frac{H^{3/2}}{2\pi} \sqrt{\left(\frac{T}{H} \right) \frac{\pi Q}{10(1+Q)^2}} \zeta_T , \quad (\text{A13})$$

which, compared to Eq. (3.7), finally gives

$$D^{(2)} = D_{(\text{vac})}^{(2)} + D_{(\text{diss})}^{(2)} = \frac{H^3}{8\pi^2} \left[1 + 2n_k + \frac{\pi Q}{10(1+Q)^2} \left(\frac{T}{H} \right) \right] . \quad (\text{A14})$$

Appendix B: Numerical Analysis

In order to perform the numerical analysis, we have integrated the background equations along with the Fokker-Planck coefficients. The background equations of warm inflation in the slow-roll approximation (SRA), Eqs. (3.15) and (3.16), can be suitably rewritten in terms of the number of e -folds N_e as

$$\frac{d\phi/M_P}{dN_e} = - \left(\frac{\phi}{M_P} \right) \frac{\kappa}{(1+Q)} , \quad (\text{B1})$$

$$\frac{d \ln Q}{dN_e} = \frac{1}{(1+7Q)} (10\epsilon - 6\eta + 8\kappa) , \quad (\text{B2})$$

$$\frac{d \ln(T/H)}{dN_e} = \frac{2}{(1+7Q)} \left(\frac{2+4Q}{1+Q} \epsilon - \eta + \frac{1-Q}{1+Q} \kappa \right) , \quad (\text{B3})$$

where $\kappa = M_P^2 \left(\frac{V_{,\phi}/\phi}{V} \right)$. From these equations, the second and third ones are given specifically for the dissipation term Υ considered in this work, Eq. (3.22).

These SRA equations for the chaotic potential, Eq. (3.20), are given by

$$\frac{d\phi/M_P}{dN_e} = -\frac{2n}{1+Q} \left(\frac{\phi}{M_P} \right)^{-1}, \quad (\text{B4})$$

$$\frac{d \ln Q}{dN_e} = \frac{4n(7-n)}{1+7Q} \left(\frac{\phi}{M_P} \right)^{-2}, \quad (\text{B5})$$

$$\frac{d \ln(T/H)}{dN_e} = \frac{8n(1+nQ)}{(1+Q)(1+7Q)} \left(\frac{\phi}{M_P} \right)^{-2}, \quad (\text{B6})$$

while for the hilltop potential, Eq. (3.21), these are given by

$$\frac{d \ln \phi/M_P}{dN_e} = \frac{|\gamma|}{1+Q} \frac{\left(\frac{\phi}{M_P} \right)^{2n-2}}{1 - \frac{|\gamma|}{2n} \left(\frac{\phi}{M_P} \right)^{2n}}, \quad (\text{B7})$$

$$\frac{d \ln Q}{dN_e} = -\frac{\gamma}{1+7Q} \frac{\left(\frac{\phi}{M_P} \right)^{2n-2}}{1 - \frac{|\gamma|}{2n} \left(\frac{\phi}{M_P} \right)^{2n}} \left[14 - 12n - \frac{5|\gamma| \left(\frac{\phi}{M_P} \right)^{2n}}{1 - \frac{|\gamma|}{2n} \left(\frac{\phi}{M_P} \right)^{2n}} \right], \quad (\text{B8})$$

$$\frac{d \ln(T/H)}{dN_e} = -\frac{2|\gamma|}{1+7Q} \frac{\left(\frac{\phi}{M_P} \right)^{2n-2}}{1 - \frac{|\gamma|}{2n} \left(\frac{\phi}{M_P} \right)^{2n}} \left[\frac{2}{1+Q} - 2n - \frac{1+2Q}{1+Q} \frac{|\gamma| \left(\frac{\phi}{M_P} \right)^{2n}}{1 - \frac{|\gamma|}{2n} \left(\frac{\phi}{M_P} \right)^{2n}} \right]. \quad (\text{B9})$$

In terms of the dimensionless variables,

$$L = v, \quad (\text{B10})$$

$$Q = \Upsilon'/3L, \quad (\text{B11})$$

$$\epsilon = \frac{1}{2} (V_{,x}/V)^2, \quad (\text{B12})$$

$$\eta = V_{,xx}/V, \quad (\text{B13})$$

$$\kappa = (V_{,x}/x)/V, \quad (\text{B14})$$

the dimensionless versions of the SRA equations presented above keep their forms, except for the identification of the dimensionless inflaton field $x = \phi/M_P$. In terms of these variables, the dimensionless Fokker-Planck coefficients $D^{(1)}$ and $D^{(2)}$, Eqs. (3.25) and (3.26), are given, respectively, by

$$d^{(1)} = -\frac{v_{,x}}{2nL(1+Q)}, \quad (\text{B15})$$

$$d^{(2)} = \frac{\lambda}{12n^2} \frac{L^3}{8\pi^2} \left[1 + \frac{2}{e^{L/T'} - 1} + \left(\frac{T'}{L} \right) \frac{\pi Q}{10(1+Q)^2} \right], \quad (\text{B16})$$

where

$$D^{(1)} = \sqrt{\frac{\lambda}{6n}} M_P^2 d^{(1)}, \quad (\text{B17})$$

$$D^{(2)} = \sqrt{\frac{2n\lambda}{3}} M_P^3 d^{(2)}. \quad (\text{B18})$$

The FDR condition given in the main text, Eq. (2.3), in terms of the dimensionless variables becomes

$$\frac{v'(x)}{L^2(1+Q)} \ll \sqrt{\frac{\lambda}{6n}} \frac{L}{2\pi} \left[1 + \frac{2}{e^{L/T'} - 1} + \left(\frac{T'}{L} \right) \frac{\pi Q}{10(1+Q)^2} \right]^{1/2}. \quad (\text{B19})$$

The FDR ends when this equation becomes an equality, which provides us with the value $x = x_{\text{th}}$ for which this regime ends. This is the dimensionless version of $\varphi = \varphi_{\text{th}}$, $x = x_{\text{th}}$ that we have used in our results.

We have analyzed eternal inflation with the concomitant study of φ_{th} and N_{th} when varying the dissipation ratio Q_* . This has been done by integrating the background SRA equations backwards from the end of inflation (given by the slow-roll parameters) for our chosen Q_* interval (by choosing a suitable Q_f value). Since eternal inflation occurs from the beginning of inflation until some $x = x_{\text{th}}$, we perform a backwards loop on the number of e -folds for Eq. (B19) from x_f (where the FRD condition is not satisfied) until the FDR condition becomes an equality, obtaining $x = x_{\text{th}}$. Finally, the value of the number of e -folds at $x = x_{\text{th}}$ gives us N_{th} . This procedure is repeated for each value of Q_* and we obtain the functional relations $\varphi = \varphi_{\text{th}}(Q_*)$, and $N = N_{\text{th}}(Q_*)$.

Acknowledgments

G.S.V was supported by Coordenação de Aperfeiçoamento de Pessoal de Nível Superior (CAPES), L.A.S. was supported by Fundação de Amparo à pesquisa do Estado de São Paulo (FAPESP) and R.O.R is partially supported by research grants from Conselho Nacional de Desenvolvimento Científico e Tecnológico (CNPq) and Fundação Carlos Chagas Filho de Amparo à Pesquisa do Estado do Rio de Janeiro (FAPERJ).

-
- [1] A. H. Guth, J. Phys. A **40**, 6811 (2007).
 - [2] S. Winitzki, *Eternal Inflation*, (World Scientific Publishing, Singapore, 2009).
 - [3] A. H. Guth, Phys. Rep. **333**, 555 (2000).
 - [4] A. Vilenkin, Phys. Rev. D **27**, 2848 (1983).
 - [5] A. H. Guth and S. Y. Pi, Phys. Rev. D **32**, 1899 (1985).
 - [6] A. D. Linde, Mod. Phys. Lett. A **1**, 81 (1986).
 - [7] A. D. Linde, Phys. Lett. B **175**, 395 (1986).
 - [8] A. Vilenkin, J. Phys. A **40**, 6777 (2007).
 - [9] J. Garriga, D. Schwartz-Perlov, A. Vilenkin and S. Winitzki, J. Cosmol. Astropart. Phys. **01** (2006) 017.
 - [10] P. Zhang and M. C. Johnson, J. Cosmol. Astropart. Phys. **06**, (2015) 046.
 - [11] C. L. Wainwright, M. C. Johnson, H. V. Peiris, A. Aguirre, L. Lehner and S. L. Liebling, J. Cosmol. Astropart. Phys. **1403**, 030 (2014).
 - [12] C. L. Wainwright, M. C. Johnson, A. Aguirre and H. V. Peiris, J. Cosmol. Astropart. Phys. **1410**, 024 (2014).
 - [13] S. M. Feeney, M. C. Johnson, D. J. Mortlock and H. V. Peiris, Phys. Rev. Lett. **107**, 071301 (2011).
 - [14] S. M. Feeney, M. C. Johnson, D. J. Mortlock and H. V. Peiris, Phys. Rev. D **84**, 043507 (2011).
 - [15] A. Aguirre and M. C. Johnson, Rept. Prog. Phys. **74**, 074901 (2011).
 - [16] I. I. Smolyaninov, B. Yost, E. Bates and V. N. Smolyaninova, Opt. Express **21**, 14918 (2013).
 - [17] V. Mukhanov, Fortsch. Phys. **63**, 36 (2015).
 - [18] W. H. Kinney and K. Freese, J. Cosmol. Astropart. Phys. **1501**, 040 (2015).
 - [19] P. A. R. Ade *et al.* [Planck Collaboration], Astron. Astrophys. **571**, A22 (2014).
 - [20] P. A. R. Ade *et al.* [BICEP2 Collaboration], Phys. Rev. Lett. **112**, 241101 (2014).
 - [21] R. Brandenberger, R. Costa and G. Franzmann, arXiv:1504.00867 [hep-th].
 - [22] A. Berera, Phys. Rev. Lett. **75**, 3218 (1995).
 - [23] D. Lyth and A. Liddle, *The Primordial Density Perturbation: Cosmology, Inflation and the Origin of Structure*. Cambridge University Press, (2009).
 - [24] A. Berera, I. G. Moss and R. O. Ramos, Rept. Prog. Phys. **72**, 026901 (2009).
 - [25] M. Bastero-Gil and A. Berera, Int. J. Mod. Phys. A **24**, 2207 (2009).
 - [26] A. N. Taylor and A. Berera, Phys. Rev. D **62**, 083517 (2000).
 - [27] L. M. H. Hall, I. G. Moss and A. Berera, Phys. Rev. D **69**, 083525 (2004).
 - [28] C. -H. Wu, K. -W. Ng, W. Lee, D. -S. Lee and Y. -Y. Charng, J. Cosmol. Astropart. Phys. **0702**, 006 (2007).
 - [29] W. Lee, K. -W. Ng, I.-C. Wang and C. -H. Wu, *Trapping effects on inflation*, Phys. Rev. D **84**, 063527 (2011).
 - [30] G. C. Liu, K. W. Ng and I. C. Wang, Phys. Rev. D **90**, 103531 (2014).
 - [31] R. O. Ramos and L. A. da Silva, J. Cosmol. Astropart. Phys. **1303**, 032 (2013).
 - [32] S. Bartrum, M. Bastero-Gil, A. Berera, R. Cerezo, R. O. Ramos and J. G. Rosa, Phys. Lett. B **732**, 116 (2014).
 - [33] M. Bastero-Gil, A. Berera, I. G. Moss and R. O. Ramos, J. Cosmol. Astropart. Phys. **1405**, 004 (2014).
 - [34] M. Bastero-Gil, A. Berera, I. G. Moss and R. O. Ramos, J. Cosmol. Astropart. Phys. **1412**, 008 (2014).

- [35] A. Ijjas, P. J. Steinhardt and A. Loeb, Phys. Lett. B **723**, 261 (2013).
- [36] A. H. Guth, D. I. Kaiser and Y. Nomura, Phys. Lett. B **733**, 112 (2014).
- [37] A. Linde, arXiv:1402.0526 [hep-th].
- [38] A. A. Starobinsky, Lect. Notes Phys. **246**, 107 (1986).
- [39] A. A. Starobinsky and J. Yokoyama, Phys. Rev. D **50**, 6357 (1994).
- [40] A. Vilenkin and L. H. Ford, Phys. Rev. D **26**, 1231 (1982).
- [41] A. D. Linde, Phys. Lett. B **116**, 335 (1982).
- [42] A. A. Starobinsky, Phys. Lett. B **117**, 175 (1982).
- [43] S. Winitzki and A. Vilenkin, Phys. Rev. D **53**, 4298 (1996).
- [44] A. J. R. Madureira, P. Hänggi, H. S. Wio, Phys. Lett. A **217**, 248 (1996).
- [45] A. Berera, I. G. Moss and R. O. Ramos, Phys. Rev. D **76**, 083520 (2007).
- [46] M. Bastero-Gil, A. Berera and R. O. Ramos, J. Cosmol. Astropart. Phys. **1109**, 033 (2011).
- [47] M. Bastero-Gil, A. Berera, R. O. Ramos and J. G. Rosa, J. Cosmol. Astropart. Phys. **1301**, 016 (2013).
- [48] L. Boubekeur and D. H. Lyth, J. Cosmol. Astropart. Phys. **0507**, 010 (2005).
- [49] P. A. R. Ade *et al.* [Planck Collaboration], arXiv:1502.02114 [astro-ph.CO].