

TRANSFORMING QUANTUM CIRCUITS INTO NEGATOR CIRCUITS

ADAM GLOS

*Institute of Theoretical and Applied Informatics, Polish Academy of Sciences,
Baltycka 5, 44-100 Gliwice, Poland
Institute of Mathematics, Silesian University of Technology,
Kaszubska 23, 44-100 Gliwice, Poland*

PRZEMYSŁAW SADOWSKI

*Institute of Theoretical and Applied Informatics, Polish Academy of Sciences,
Baltycka 5, 44-100 Gliwice, Poland*

In this work we present a method that allows one to obtain a decomposition of any k -qubit circuit into a circuit which consist only of controlled- $\sqrt{\text{NOT}}$ gates and negators. The negator gates used for the task forms one-dimensional subgroup. The decomposition is possible provided one qubit ancilla. We also consider implementation of procedures consisting black box operations and present a method to include them into the circuit with use of additional Hadamard gates. We will show that the cost of implementing k -qubit gate in terms of the number of entangling gates needed is $O(4^k)$. An example of such transformation is presented.

Keywords: negator quantum gates, quantum circuit decomposition, quantum circuit transformation

1 Introduction

Because it is hard to perform arbitrary k -qubit gate, an effective algorithm for transformation into product of simple gates is of great interest. There are two main approaches: first we can approximate any quantum gate with finite number of gates from a universal set [2, 7] or we can choose an exact transformation, usually into product of arbitrary single-qubit gates and entangling controlled-NOT gates [1, 5, 9].

As not separable two-qubit gates tend to be harder to implement than single qubit ones, usually number of entangling gates measures the complexity of the circuit after transformation. The best results require $O(4^k)$ of controlled-NOT gates, which is proved to be optimal [10]. However, an open question is: can we restrict the set of single-qubit gates that we consider as available for decomposition?

Obviously it is impossible to reduce it into a countable set, since there will be only a countable number of circuits which can be constructed. Therefore the reduction into one-dimensional subgroup (without the significant increase of circuit complexity) is desired.

In this article we demonstrate how to decompose any k -qubit circuit into a sequence of controlled- $\sqrt{\text{NOT}}$ gates and negators (and Hadamard gates if black boxes occur in the cir-

cuit). In Section 2 we recall basic facts. In Section 3 we show how to find such transformation efficiently and demonstrate that the cost in term of controlled- $\sqrt{\text{NOT}}$ gates is not significantly higher compared to the arbitrary single qubit gate based approach (it is still $O(4^k)$). To illustrate the transformation method, a transformation of Grover's search algorithm is presented step by step in Section 4. Section 5 contains the concluding remarks.

2 Basic facts

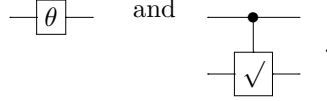
Negator gates were introduced by de Vos and de Baerdemacker in [3]. They are defined as unitary matrices $N(\theta) \in L(\mathbb{C}^2)$ of the form

$$\frac{1}{2} \begin{bmatrix} 1 + e^{i\theta} & 1 - e^{i\theta} \\ 1 - e^{i\theta} & 1 + e^{i\theta} \end{bmatrix}.$$

Negators form a subgroup of single-qubit unitary operations, i.e. $N(\phi)N(\psi) = N(\phi + \psi)$ for any values of ϕ and ψ . In the following we will also use the controlled- $\sqrt{\text{NOT}}$ gate (which is also controlled- $N(\frac{\pi}{2})$ gate)

$$\begin{bmatrix} 1 & 0 & 0 & 0 \\ 0 & 1 & 0 & 0 \\ 0 & 0 & \frac{1+i}{2} & \frac{1-i}{2} \\ 0 & 0 & \frac{1-i}{2} & \frac{1+i}{2} \end{bmatrix}.$$

As these gates are used as basic operators, we will use a simplified notation in circuit, respectively



These two kinds of unitary matrices will be called NCN gates (*Negators-Controlled-Negator*).

In Section 3 decomposition of single-qubit unitary gates will be needed. From [6] we have that every unitary matrix $U \in L(\mathbb{C}^2)$ can be presented as a product of global phase, two z -rotators and one y -rotator

$$\begin{aligned} U &= e^{i\alpha} \begin{bmatrix} \cos \frac{\phi}{2} e^{i\psi} & \sin \frac{\phi}{2} e^{i\chi} \\ -\sin \frac{\phi}{2} e^{-i\chi} & \cos \frac{\phi}{2} e^{-i\psi} \end{bmatrix} \\ &= e^{i\alpha} \begin{bmatrix} e^{i\frac{\psi+\chi}{2}} & 0 \\ 0 & e^{-i\frac{\psi+\chi}{2}} \end{bmatrix} \begin{bmatrix} \cos \frac{\phi}{2} & \sin \frac{\phi}{2} \\ -\sin \frac{\phi}{2} & \cos \frac{\phi}{2} \end{bmatrix} \begin{bmatrix} e^{i\frac{\psi-\chi}{2}} & 0 \\ 0 & e^{-i\frac{\psi-\chi}{2}} \end{bmatrix} \\ &= e^{i\alpha} R_z(\psi + \chi) R_y(\phi) R_z(\psi - \chi). \end{aligned} \tag{1}$$

Since global phase is not measurable, we can simplify this representation without loss of information

$$U \cong R_z(\alpha) R_y(\beta) R_z(\gamma), \tag{2}$$

where ‘ \cong ’ means equality up to a global phase. The same applies in the case of applying a phase gate on one of the registers of a bigger system

$$U_1 \otimes e^{i\phi} U_2 \otimes U_3 = e^{i\phi} (U_1 \otimes U_2 \otimes U_3) \cong U_1 \otimes U_2 \otimes U_3. \tag{3}$$

Using these two facts we can say that in any situation we can ignore global phase gate (even the controlled one) performed on any register.

3 Circuit transformation method

In this section we provide complete description of the transformation method. We provide a proof of universality theorem between quantum gates and negator gates from [3], next present transformation method of arbitrary single-qubit gate into NCN product. Then we present transformation method for arbitrary k -qubit circuit, based on the single qubit case. We also describe quantum black box case. Finally, we analyse the cost of presented transformation.

3.1 Universality theorem

In [3] the authors proved a universality theorem: group $\mathbf{V}(2^n)$ generated by negators and controlled- $\sqrt{\text{NOT}}$ is isomorphic to $\mathbf{U}(2^n - 1)$. The proof consists of several steps:

1. every matrix $U \in \mathbf{U}(2^n - 1)$ can be decomposed into a product of m gates $U_1 U_2 \dots U_m$, where matrices $U_i \in \mathbf{U}(2^n - 1)$ are of some special forms,
2. group $\mathbf{U}(2^n - 1)$ is isomorphic to group

$${}^1\mathbf{U}(2^n) = \left\{ \begin{bmatrix} 1 & \mathbf{0}^T \\ \mathbf{0} & U \end{bmatrix} : U \in \mathbf{U}(2^n - 1) \right\}, \quad (4)$$

because of the isomorphism $h : \mathbf{U}(2^n - 1) \rightarrow {}^1\mathbf{U}(2^n)$

$$h(U) = \begin{bmatrix} 1 & \mathbf{0} \\ \mathbf{0} & U \end{bmatrix}. \quad (5)$$

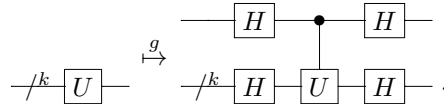
3. apply isomorphism $f : {}^1\mathbf{U}(2^n) \rightarrow \mathbf{V}(2^n)$ of the form $f(U) = HUH$ on every matrix $h(U_i)$, where U_i comes from point 1.,
4. decompose every $f(h(U_i))$ into a product of NCN gates.

In [3] the authors used the decomposition presented in [8], because it is proven that the decomposition exists for any unitary matrix. However obtaining such decomposition is a very complex task. Therefore we need to choose a different decomposition.

Obviously, group $\mathbf{U}(2^n)$ is isomorphic to some subgroup of $\mathbf{V}(2^{n+1})$. In other words, with ancilla (one additional qubit) every unitary matrix can be replaced with a sequence of NCN gates. Of course, there is plenty of injective homomorphisms to choose from, however for our purpose function $g : \mathbf{U}(2^n) \rightarrow \mathbf{V}(2^{n+1})$

$$g(U) = H(|0\rangle\langle 0| \otimes I + |1\rangle\langle 1| \otimes U)H = H \begin{bmatrix} I & \mathbf{0} \\ \mathbf{0} & U \end{bmatrix} H \quad (6)$$

will be the best candidate. Using this function, every gate U changes into controlled- U . Using circuit notation we can present this fact as



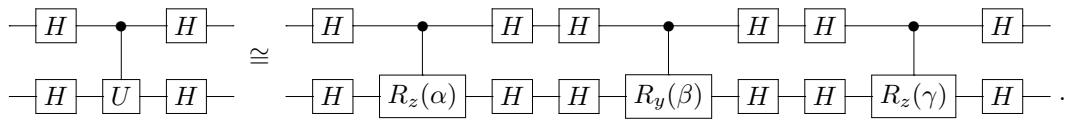
Note that if we assume that the first qubit is set to $|-\rangle$, the control is technically unimportant (the condition is always ‘true’). However it is important for decomposing into NCN gates.

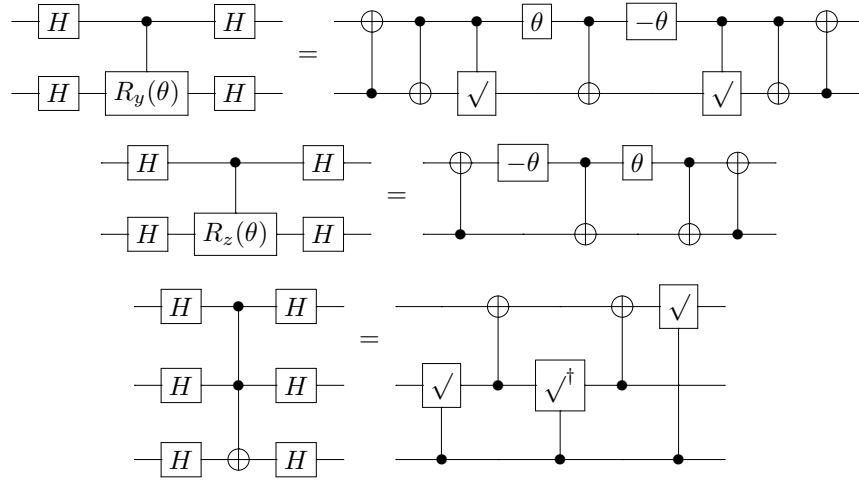
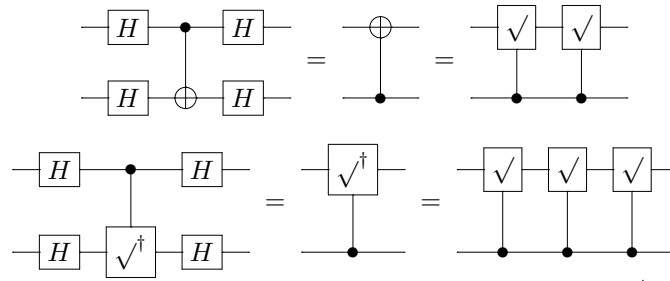
3.2 Single-qubit gate transformation

Now we aim at decomposition of arbitrary single-qubit gate into NCN gates. With Eq. (2) for any $U \in \mathbf{L}(\mathbb{C}^2)$ there exist real parameters α, β, γ such that

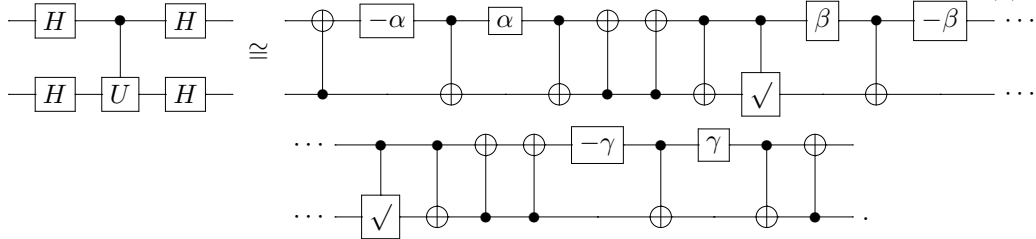
$$U \cong R_z(\alpha)R_y(\beta)R_z(\gamma). \quad (7)$$

Therefore after applying function g we have



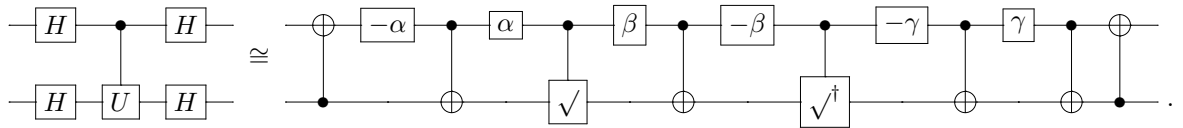
Fig. 1. Decomposition of controlled- y -rotator, controlled- z -rotator and Toffoli gate.Fig. 2. Decomposition of controlled-NOT and controlled- $\sqrt{\text{NOT}}$ gates.

We change the rotators with neighbouring Hadamard gates into NCN gates as in Fig. (1)



Let us note that the symbols of controlled-NOT and controlled- $\sqrt{\text{NOT}}$ used in the decomposed circuit do not mean that these gates cannot be transformed. We use these symbols as a simplified notation for its decomposition with use of controlled- $\sqrt{\text{NOT}}$ gates as shown in Fig. (2).

Some controlled gates can be trivially simplified



Another simplification can be achieved if β or γ equals 0, however this is not the general case.

3.3 General transformation method

Now we consider transformation of arbitrary k -qubit circuit. Let us assume that we have a circuit which consists of unitary operations $U \in L(\mathbb{C}^{2^k})$, generalized measurement $\mathbf{M} = \{M_a \in L(\mathbb{C}^{2^k}) : a \in \Sigma\}$ and starting state $|\phi_0\rangle$

$$|\phi_0\rangle \xrightarrow{-/k} \boxed{U} - \textcircled{\mathbf{M}}.$$

First we need to find the decomposition of U into controlled-NOT and single-qubit gates (here denoted by V_i)

$$|\phi_0\rangle \not\sim^k U - \textcircled{\mathbf{M}} \cong |\phi_0\rangle \not\sim^k V_1 - V_2 - \cdots - V_m - \textcircled{\mathbf{M}},$$

which can be done efficiently [5]. Next we need to add an additional qubit, transform V_i gates into controlled- V_i gates and add Hadamard gates as below (since $HH = I$)

$$|1\rangle \text{---} \boxed{H} \text{---} \boxed{H} \text{---} \bullet \text{---} \boxed{H} \text{---} \boxed{H} \text{---} \bullet \text{---} \boxed{H} \text{---} \dots \text{---} \boxed{H} \text{---} \bullet \text{---} \boxed{H} \text{---} \boxed{H} \text{---} |1\rangle$$

$$|\phi_0\rangle \xrightarrow{\not{k}} H-H-V_1-H-H-V_2-H \cdots H-V_m-H-H-\textcircled{\text{M}}.$$

Let us note that product $H \cdot \text{controlled-}V_j \cdot H$ is an image of isomorphism presented in Eq. (6) on V_j . Next we replace the product with the sequence of NCN gates (here denoted by \mathbf{N}_j) as in previous subsection (if V_j is controlled-NOT, then we choose Toffoli gate transformation from Fig. (1))

For the sake of simplicity we may change the set of measure operators into $\mathbf{M}' = \{HM : M \in \mathbf{M}\}$ and we can change starting state

Now we have an equivalent circuit which consists of negators and controlled- $\sqrt{\text{NOT}}$ gates only. If we have more measurements \mathbf{M}_i between unitary operations, then the only thing that needs to be done is to change every measurement \mathbf{M}_i into $\mathbf{M}'_i = \{H(I \otimes M)H : M \in \mathbf{M}_i\} = \{I \otimes HMH : M \in \mathbf{M}_i\}$.

3.4 Quantum black box case

In many quantum algorithms there are unitary matrix operations called quantum black boxes. Since their matrix form is usually unknown (as their decomposition), it is impossible to decompose them into a sequence of NCN gates. Because of that we want to include $g(B)$ into negator circuit

where B is quantum black box. Since control is irrelevant here, we can remove it and the two corresponding Hadamard gates

$$|-\rangle \text{ --- } \frac{1}{\sqrt{k}} \text{ --- } [H] \text{ --- } [B] \text{ --- } [H] \text{ --- } .$$

As a result we need to perform additional $2k$ Hadamard gates for every its occurrence.

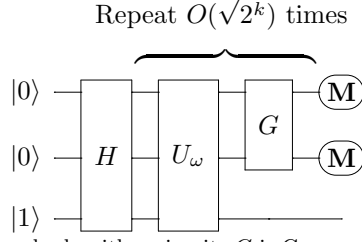


Fig. 3. Original Grover's search algorithm circuit. G is Grover diffusion operator, U_w is quantum black box and we perform measurement M . Algorithm comes from [4].

3.5 Transformation cost

Now we consider upper bound of cost of decomposition into negator circuit. Two kinds will be discussed: memory complexity and number of single and two-qubit gates. In the first case for arbitrary k -qubit circuit transformation requires one additional qubit.

Let $c_{\text{CNOT}}(k)$ and $c_s(k)$ denote upper bound of the number of respectively controlled-NOT and single qubit-gates needed for the implementation of an arbitrary k -qubit circuit. Using the operation presented above we need $9c_{\text{CNOT}}(k) + 16c_s(k)$ controlled- $\sqrt{\text{NOT}}$ gates and $6c_s(k)$ negators to implement an equivalent circuit (up to global phase).

Any circuit which consists of controlled-NOT and single-qubit gates can be simplified in such a way, that $c_s(k) \leq 2c_{\text{CNOT}}(k) + k$. This estimation is based on the worst case, when there are two single-qubit gates between every controlled-NOT gate. However, the number of single-qubit gates usually is significantly lower with growing k . Taking this into account we can express in terms of c_{CNOT} only the previous result, because only $9c_{\text{CNOT}}(k) + 16c_s(k) \leq 41c_{\text{CNOT}}(k) + 16k$ controlled- $\sqrt{\text{NOT}}$ gates are needed. In fact, if $c_{\text{CNOT}} \in O(4^k)$, then so is the number of controlled- $\sqrt{\text{NOT}}$ gates.

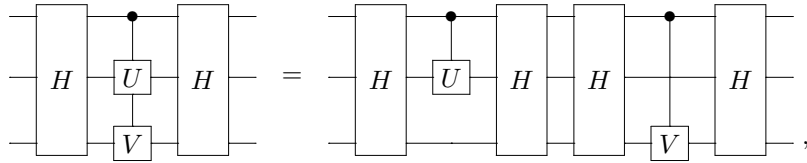
If m quantum black boxes occur in a circuit, then $2km$ single-qubit Hadamard gates are needed additionally.

4 Step by step transformation example

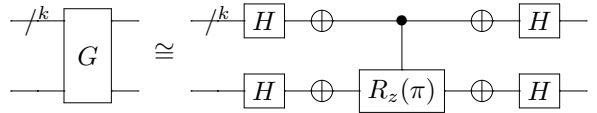
To illustrate the introduced decomposition we will present Grover's algorithm for $k = 2$ qubits as NCN circuit. The original circuit for this algorithm is presented in Fig. (3).

As in the previous section, we will add one qubit, change every H and G gate into controlled- H and controlled- G respectively and add Hadamard gates. Former steps of the decomposition are explicitly presented in Fig. (4). The following facts were used

- the decomposition of Hadamard gate is $H \cong R_z(\pi)R_y(\frac{\pi}{2})R_z(0) = R_z(\pi)R_y(\frac{\pi}{2})$,
- for any $U, V \in L(\mathbb{C}^2)$ we have



- Grover diffusion operator can be decomposed in the following way



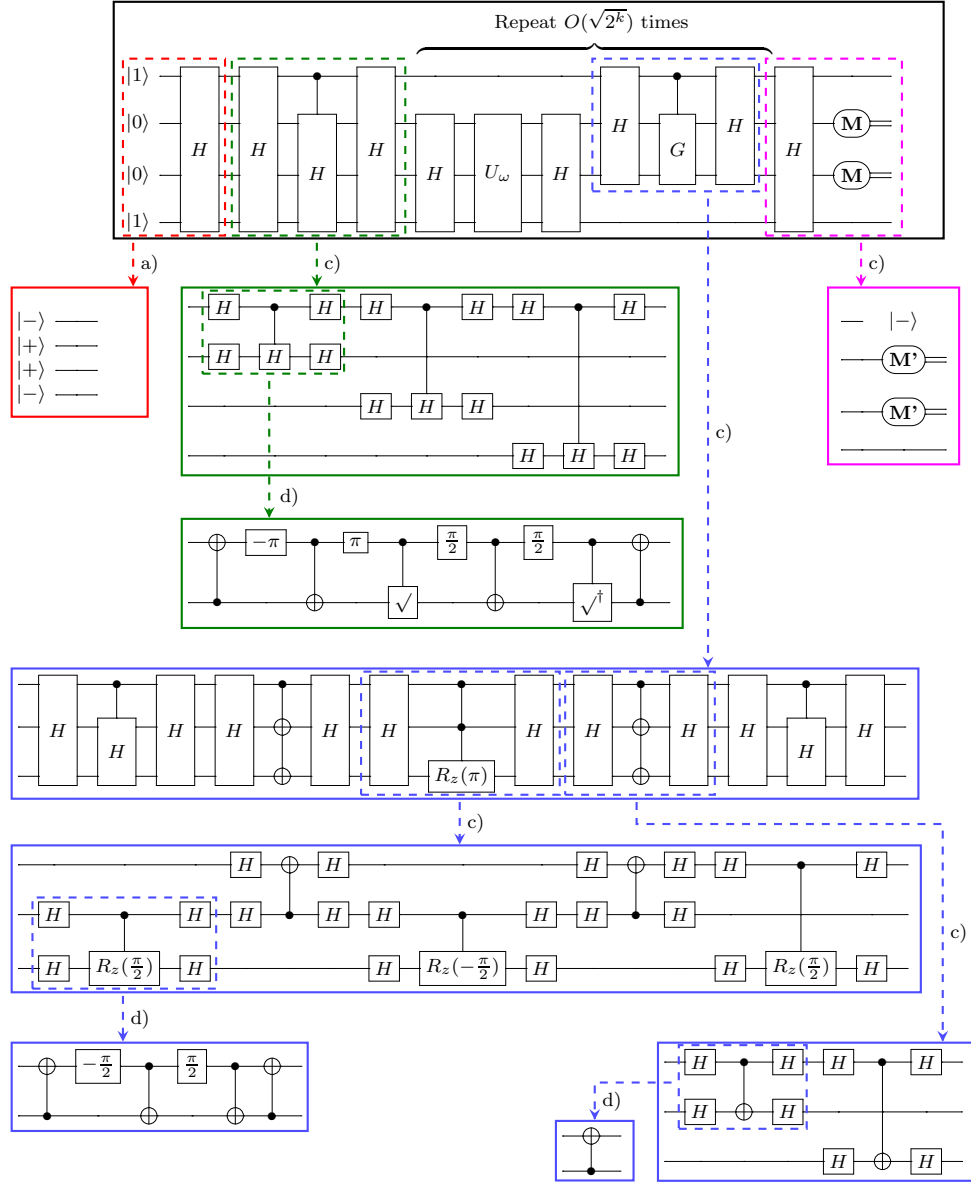


Fig. 4. Grover's search algorithm decomposition. Unnecessary Hadamard gates on the last qubit have already been removed and last Hadamard gate on the last wire was moved to the end a) $|0\rangle$ and $|1\rangle$ changes into $|+\rangle$ and $|-\rangle$ respectively; b) measurement M changes into $M' = \{HM : M \in M\}$; c) subcircuit simplification d) subcircuit transforming into NCN gates. Any other transformation left can be done similarly, except the $HU_\omega H$ case.

Since U_w is an example of previously mentioned quantum black box, it is impossible to decompose it and thus Hadamard gates cannot be removed. The full decomposition is presented in Fig. (4).

5 Concluding remarks

We have presented an efficient method for decomposing any k -qubit circuit without black boxes into the sequence of controlled- $\sqrt{\text{NOT}}$ gates and negators. We demonstrated that the number of two-qubit gates does not change compared to the methods that utilise arbitrary single-qubit gates. However, for such decomposition, one additional qubit is needed. If black boxes occur in a circuit, we have to include additional $2k$ Hadamard gates for each instance.

It remains an open question if there is a decomposition with different one-dimensional subgroup of single-qubit set, which does not need ancilla and which also does not cause higher circuit complexity in terms of the number of two-qubit gates.

Acknowledgements

The work was supported by the Polish National Science Centre: A. Glos under the research project number DEC-2011/03/D/ST6/00413, P. Sadowski under the research project number 2013/11/N/ST6/03030.

References

- [1] Adriano Barenco, Charles H Bennett, Richard Cleve, David P DiVincenzo, Norman Margolus, Peter Shor, Tycho Sleator, John A Smolin, and Harald Weinfurter, *Elementary gates for quantum computation*, Physical Review A **52** (1995), no. 5, 3457.
- [2] Sergey Bravyi and Alexei Kitaev, *Universal quantum computation with ideal clifford gates and noisy ancillas*, Physical Review A **71** (2005), no. 2, 022316.
- [3] Alexis De Vos and Stijn De Baerdemacker, *The negator as a basic building block for quantum circuits*, Open Systems & Information Dynamics **20** (2013), no. 01, 1350004.
- [4] C Lavor, LRU Manssur, and R Portugal, *Grover's algorithm: Quantum database search*, arXiv preprint quant-ph/0301079 (2008).
- [5] Mikko Möttönen, Juha J. Vartiainen, Ville Bergholm, and Martti M. Salomaa, *Quantum circuits for general multiqubit gates*, Physical Review Letters **93** (2004), no. 13, 130502.
- [6] Michael A Nielsen and Isaac L Chuang, *Quantum computation and quantum information*, Cambridge university press, 2010.
- [7] Tien Trung Pham, Rodney Van Meter, and Clare Horsman, *Optimization of the solovay-kitaev algorithm*, Physical Review A **87** (2013), no. 5, 052332.
- [8] Marcin Poźniak, Karol Życzkowski, and Marek Kuś, *Composed ensembles of random unitary matrices*, Journal of Physics A: Mathematical and General **31** (1998), no. 3, 1059.
- [9] Vivek V Shende, Stephen S Bullock, and Igor L Markov, *Synthesis of quantum-logic circuits*, Computer-Aided Design of Integrated Circuits and Systems, IEEE Transactions on **25** (2006), no. 6, 1000–1010.
- [10] Vivek V Shende, Igor L Markov, and Stephen S Bullock, *Minimal universal two-qubit controlled-not-based circuits*, Physical Review A **69** (2004), no. 6, 062321.