

Standard Model Theory for Collider Physics

Massimiliano Grazzini^{*†}

Physics Department, University of Zurich, CH 8057 Zurich, Switzerland

E-mail: grazzini@physik.uzh.ch

I briefly review the current theoretical description of Standard Model processes relevant for the LHC, and the tools that are used in the corresponding phenomenological applications. I discuss in particular the recent theoretical progress in NLO and NNLO QCD calculations, electroweak corrections, resummations, Monte Carlo tools and parton distribution functions.

The European Physical Society Conference on High Energy Physics

22–29 July 2015

Vienna, Austria

^{*}Speaker.

[†]On leave of absence from INFN, Sezione di Firenze, Sesto Fiorentino, Florence, Italy.

1. Introduction

The first run of the Large Hadron Collider was a great success for the Standard Model (SM). Despite some intriguing hints of possible new physics signals, which definitely require more data from the Run 2 to be confirmed or disproved, no evidence for new physics has been observed, and the newly discovered Higgs resonance [1,2] appear very close to what expected in the SM. Accurate theoretical predictions for SM processes were maybe not essential for the Higgs discovery, but are crucial to interpret the Higgs signal. Searches for new physics in the tail of kinematical distributions require a good control of SM backgrounds.

Our capability of predicting signals and backgrounds in high-energy hadron collisions is based on the QCD factorization theorem, according to which the cross section for the production of a hard final state F can be written as

$$d\sigma^F = \sum_{a,b} \int dx_1 dx_2 f_{a/p}(x_1, \mu_F^2) f_{b/p}(x_2, \mu_F^2) d\hat{\sigma}_{ab}^F(x_1 p_1, x_2 p_2, \alpha_S(\mu_R^2), Q^2/\mu_F^2, Q^2/\mu_R^2), \quad (1.1)$$

where the equality holds up to power suppressed terms $\mathcal{O}((\Lambda/Q)^p)$. The hard trigger F can be for example a high-mass lepton pair, a high- p_T lepton or jet, the mass of a heavy-quark, or of some new resonance. In all cases, the system is characterized by a hard scale Q which is much larger than the QCD scale Λ . The functions $f_{a/p}(x, \mu_F^2)$ are the Parton Distribution Functions (PDFs), which express the probability of finding the parton a in the proton at the factorization scale μ_F . These functions cannot be perturbatively computed but must be extracted from global fits to the available data. The quantity $d\hat{\sigma}_{ab}^F$ is instead the partonic cross section, which can be perturbatively computed as a series expansion in the QCD coupling $\alpha_S(\mu_R)$, but depends on the process we are considering. From Eq. (1.1) it follows that, to obtain accurate theoretical predictions for the process at hand, we must rely both on reliable PDFs and on accurate computations of the partonic cross sections. In the following we discuss these issues in turn.

2. PDFs and α_S

Traditionally, PDFs are parametrized at a low scale $Q_0 = 1 - 4$ GeV as

$$x f_{a/p}(x, Q_0^2) = x^{a_1} (1-x)^{a_2} P_a(x) \quad (2.1)$$

where $P_a(x)$ is a slowly varying function. After imposing the momentum sum rule the partons are then evolved to the desired Q^2 through DGLAP evolution equations and then used to compute observables and fit the data. The fits are usually based on a large number of data sets from fixed-target and collider (HERA, Tevatron, LHC) experiments.

Recent PDF sets include MMHT14 [3], CT14 [4], NNPDF3.0 [5], ABM12 [6], HeraPDF2.0 [7] and JR14 [8]. Overall the various PDF sets show reasonably good agreement, but there are differences due to the inclusion of different data sets in the fits, different theoretical assumptions, different treatment of heavy quarks, etc.

In Fig. 1 (from Ref. [9]) we present a comparison of the gluon luminosities from the three fits which include the widest range of experimental data: MMHT14, CT14 and NNPDF3.0. Comparing to the situation with previous generation PDFs, the overall consistency is significantly improved,

with uncertainties down to the few percent level in the region $M_X \sim 100$ GeV, and this is good news for Higgs boson production. This improvement arises from a combination of methodological advancements and new experimental constraints in the fits.

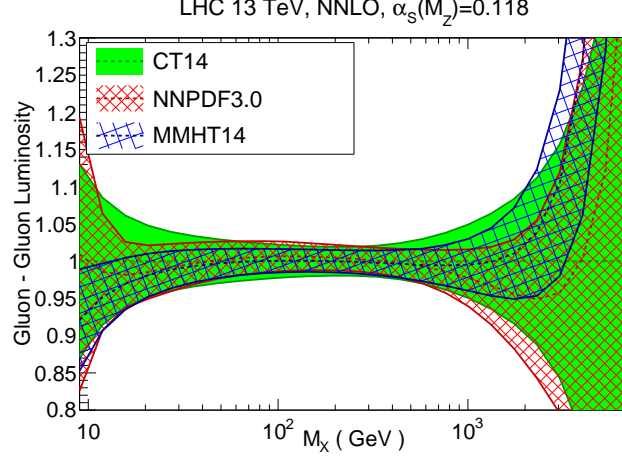


Figure 1: Comparison of gg luminosities from MMHT14, CT14 and NNPDF3.0.

The HeraPDF fit is based entirely on HERA data and, as such, has typically larger uncertainties. The ABM12 fit is based on DIS, Drell-Yan data, plus $t\bar{t}$ production at the LHC. The JR14 fit instead is based on a dynamical (valence-like) parametrization of the partons at low scale.

One important point is the treatment of hadron collider jet data. Such data provide an important constraint on the gluon distribution at moderate and high values of x . For this reason jet data are included in the MMHT14, CT14 and NNPDF3.0 fits although the corresponding predictions are only available at next-to-leading order (NLO). An effort towards the next-to-next-to-leading order (NNLO) computation is ongoing (see Sec. 5). MMHT includes approximated NNLO effects obtained from threshold resummation [10]. This result, however, assumes that jets are massless in the threshold limit [11]. CT14 includes only jet data at the NLO. A different approach is adopted by NNPDF, which, using partial NNLO results, includes jet data only where the threshold approximation is expected to be valid [12].

A delicate and relevant issue is the correlation of the PDFs with $\alpha_S(m_Z)$. The QCD coupling can indeed be fitted together with the PDFs, but it is more precisely obtained through dedicated extractions from QCD studies at e^+e^- colliders, τ decays, EW fits, etc. The current world average is [13]

$$\alpha_S(m_Z) = 0.1185 \pm 0.0006 \quad (2.2)$$

with an uncertainty of 0.5%. The value of $\alpha_S(m_Z)$ is crucial in many QCD predictions. An obvious example is the Higgs production cross section through gluon fusion, which starts at $\mathcal{O}(\alpha_S^2)$. Since this is a process with large perturbative corrections, by naively studying the effect of α_S variations one obtains that a 1% increase in $\alpha_S(m_Z)$ may lead to a 3% increase in the Higgs cross section. A more careful study [14], which takes into account the correlations with the gluon density, finds a 1.5% effect.

In any case, the central value of $\alpha_S(m_Z)$ and its uncertainty are clearly a crucial input. We note that a recent reassessment of the lattice result [15] leads to $\alpha_S(m_Z) = 0.1184 \pm 0.0012$, with an uncertainty which is a factor of two larger than what enters the current PDG average. More generally, several extractions exist which point to much lower values of $\alpha_S(m_Z)$ than the PDG average. We mention in particular the extraction based on non-singlet structure functions from DIS [16], thrust [17, 18] and the C-parameter [19] in e^+e^- annihilation. At the same time, PDF fits based on restricted data sets also tend to lead to smaller values of $\alpha_S(m_Z)$. Whether this is a consequence or specific theoretical assumptions or it points to a real issue, it is still a matter of debate. Recently the PDF4LHC group has released the 2015 recommendation [9], which, in particular, suggests to use, at 68% CL

$$\alpha_S(m_Z) = 0.1180 \pm 0.0015. \quad (2.3)$$

The slightly lower value with respect to the PDG determination, and, more importantly, the much larger uncertainty, should offer a more conservative standpoint for theoretical predictions in the next years.

3. NLO and NLO+PS

Having discussed the PDFs entering the factorization theorem in Eq. (1.1), in the present and following Sections we come to discuss the computations of the partonic cross section. In perturbative QCD, the cross section can be obtained as a power series expansion in α_S

$$d\hat{\sigma}_{ab} = \alpha_S^k \left(d\hat{\sigma}^{(0)} + \frac{\alpha_S}{\pi} d\hat{\sigma}^{(1)} + \left(\frac{\alpha_S}{\pi} \right)^2 d\hat{\sigma}^{(2)} + \dots \right). \quad (3.1)$$

Perturbative computations at the leading order (LO), i.e., limited to the first term in the expansion of Eq. (3.1), are automated since quite some time [20–24] but can only give the order of magnitude of cross section and kinematical distributions: the first meaningful result is usually obtained at the next-to-leading order (NLO) in the QCD coupling α_S . At NLO one has to consider real and virtual corrections that are separately infrared (IR) divergent: the singularities cancel when computing IR safe observables. Methods to achieve this cancellation at NLO are very well established [25–28]. For many years the bottleneck for NLO computations was the evaluation of the relevant one-loop amplitudes. In recent years the traditional approach based on tensor integral reduction [29–31] has been complemented with powerful methods based on recursion relations and unitarity [32–37]. The high-energy community can now count on publicly available programs such as MADGRAPH5_AMC@NLO [38], BLACKHAT [39], GOSAM [40], HELAC-NLO [41], NJET [42], OPENLOOPS [43], RECOLA [44]. These tools are sometimes combined with external codes for the subtraction of IR singularities like HELAC-DIPOLES [45], MADFKS [46] and SHERPA [47]. A nice example of the results one can obtain is shown in Table 1 (from Ref. [38]), which reports LO and NLO cross sections for a sample from 172 processes obtained with MADGRAPH5_AMC@NLO.

We can thus conclude that the problem of doing NLO calculations is *in principle* solved: what remains to be done is an extensive validation of the available codes, by comparing predictions from the different tools and assessing their limitations in terms of final state complexity. Further

Process Single Higgs production	Syntax	Cross section (pb)				
		LO 13 TeV		NLO 13 TeV		
g.1	$pp \rightarrow H$ (HEFT)	p p > h	$1.593 \pm 0.003 \cdot 10^1$	+34.8% +1.2% -26.0% -1.7%	$3.261 \pm 0.010 \cdot 10^1$	+20.2% +1.1% -17.9% -1.6%
g.2	$pp \rightarrow H j$ (HEFT)	p p > h j	$8.367 \pm 0.003 \cdot 10^0$	+39.4% +1.2% -26.4% -1.4%	$1.422 \pm 0.006 \cdot 10^1$	+18.5% +1.1% -16.6% -1.4%
g.3	$pp \rightarrow H j j$ (HEFT)	p p > h j j	$3.020 \pm 0.002 \cdot 10^0$	+59.1% +1.4% -34.7% -1.7%	$5.124 \pm 0.020 \cdot 10^0$	+20.7% +1.3% -21.0% -1.5%
g.4	$pp \rightarrow H j j$ (VBF)	p p > h j j \$\$ w+ w- z	$1.987 \pm 0.002 \cdot 10^0$	+1.7% +1.9% -2.0% -1.4%	$1.900 \pm 0.006 \cdot 10^0$	+0.8% +2.0% -0.9% -1.5%
g.5	$pp \rightarrow H j j j$ (VBF)	p p > h j j j \$\$ w+ w- z	$2.824 \pm 0.005 \cdot 10^{-1}$	+15.7% +1.5% -12.7% -1.0%	$3.085 \pm 0.010 \cdot 10^{-1}$	+2.0% +1.5% -3.0% -1.1%
g.6	$pp \rightarrow HW^\pm$	p p > h wpm	$1.195 \pm 0.002 \cdot 10^0$	+3.5% +1.9% -4.5% -1.5%	$1.419 \pm 0.005 \cdot 10^0$	+2.1% +1.9% -2.6% -1.4%
g.7	$pp \rightarrow HW^\pm j$	p p > h wpm j	$4.018 \pm 0.003 \cdot 10^{-1}$	+10.7% +1.2% -9.3% -0.9%	$4.842 \pm 0.017 \cdot 10^{-1}$	+3.6% +1.2% -3.7% -1.0%
g.8*	$pp \rightarrow HW^\pm j j$	p p > h wpm j j	$1.198 \pm 0.016 \cdot 10^{-1}$	+26.1% +0.8% -19.4% -0.6%	$1.574 \pm 0.014 \cdot 10^{-1}$	+5.0% +0.9% -6.5% -0.6%
g.9	$pp \rightarrow HZ$	p p > h z	$6.468 \pm 0.008 \cdot 10^{-1}$	+3.5% +1.9% -4.5% -1.4%	$7.674 \pm 0.027 \cdot 10^{-1}$	+2.0% +1.9% -2.5% -1.4%
g.10	$pp \rightarrow HZ j$	p p > h z j	$2.225 \pm 0.001 \cdot 10^{-1}$	+10.6% +1.1% -9.2% -0.8%	$2.667 \pm 0.010 \cdot 10^{-1}$	+3.5% +1.1% -3.6% -0.9%
g.11*	$pp \rightarrow HZ j j$	p p > h z j j	$7.262 \pm 0.012 \cdot 10^{-2}$	+26.2% +0.7% -19.4% -0.6%	$8.753 \pm 0.037 \cdot 10^{-2}$	+4.8% +0.7% -6.3% -0.6%
g.12*	$pp \rightarrow HW^\pm W^-$ (4f)	p p > h w+ w-	$8.325 \pm 0.139 \cdot 10^{-3}$	+0.0% +2.0% -0.3% -1.6%	$1.065 \pm 0.003 \cdot 10^{-2}$	+2.5% +2.0% -1.9% -1.5%
g.13*	$pp \rightarrow HW^\pm \gamma$	p p > h wpm a	$2.518 \pm 0.006 \cdot 10^{-3}$	+0.7% +1.9% -1.4% -1.8%	$3.309 \pm 0.011 \cdot 10^{-3}$	+2.7% +1.7% -2.0% -1.4%
g.14*	$pp \rightarrow HZW^\pm$	p p > h z wpm	$3.763 \pm 0.007 \cdot 10^{-3}$	+1.1% +2.0% -1.5% -1.6%	$5.292 \pm 0.015 \cdot 10^{-3}$	+3.9% +1.8% -3.1% -1.4%
g.15*	$pp \rightarrow HZZ$	p p > h z z	$2.093 \pm 0.003 \cdot 10^{-3}$	+0.1% +1.9% -0.6% -1.5%	$2.538 \pm 0.007 \cdot 10^{-3}$	+1.9% +2.0% -1.4% -1.5%
g.16	$pp \rightarrow H t \bar{t}$	p p > h t t ~	$3.579 \pm 0.003 \cdot 10^{-1}$	+30.0% +1.7% -21.5% -2.0%	$4.608 \pm 0.016 \cdot 10^{-1}$	+5.7% +2.0% -9.0% -2.3%
g.17	$pp \rightarrow H t j$	p p > h t t j	$4.994 \pm 0.005 \cdot 10^{-2}$	+2.4% +1.2% -4.2% -1.3%	$6.328 \pm 0.022 \cdot 10^{-2}$	+2.9% +1.3% -1.8% -1.6%
g.18	$pp \rightarrow H b \bar{b}$ (4f)	p p > h b b ~	$4.983 \pm 0.002 \cdot 10^{-1}$	+28.1% +1.5% -21.0% -1.8%	$6.085 \pm 0.026 \cdot 10^{-1}$	+7.3% +1.6% -9.6% -2.0%
g.19	$pp \rightarrow H t \bar{t} j$	p p > h t t ~ j	$2.674 \pm 0.041 \cdot 10^{-1}$	+45.6% +2.6% -29.2% -2.9%	$3.244 \pm 0.025 \cdot 10^{-1}$	+3.5% +2.5% -8.7% -2.9%
g.20*	$pp \rightarrow H b \bar{b} j$ (4f)	p p > h b b ~ j	$7.367 \pm 0.002 \cdot 10^{-2}$	+45.6% +1.8% -29.1% -2.1%	$9.034 \pm 0.032 \cdot 10^{-2}$	+7.9% +1.8% -11.0% -2.2%

Table 1: Sample of LO and NLO predictions for the production of a single SM Higgs, possibly in association with other SM particles and with cuts, at the LHC with $\sqrt{s} = 13$ TeV. Scale and PDFs uncertainties are also reported (from Ref. [38]).

theoretical improvements in terms of performance will be important to allow us to fully exploit the developments discussed above.

Even including higher-order corrections, parton level calculations cannot provide a realistic description of actual events at hadron colliders. Monte Carlo (MC) event generators are indispensable tools for data analysis at high-energy collider experiments. Through the complete simulation of all the stages of the hadronic collision, from the initial state radiation to the hard scattering process (including secondary scattering processes, the so called underlying event) to the final state radiation, the hadronization and the detector resolution effects, they provide a realistic description of the hadronic collisions. In the past, MC generators were based on a set of underlying processes, computed at LO, on top of which the initial and final state QCD radiation was built up, by using the Monte Carlo parton shower (PS): a cascade of subsequent multiparton emissions is generated using soft and collinear approximations. Being essentially LO, such generators could hardly describe an event with one or more additional (w.r.t. the LO) hard jets, since QCD radiation was obtained through the parton shower. In the last decades, MC event generators have benefited from two major theoretical improvements. The first one is the possibility to merge QCD multiparton matrix elements with the parton shower (ME+PS), so as to correctly account for the emission of further hard partons [48]. This approach has been developed and implemented in several variants (for a review, see e.g. Ref. [49]). The second is the possibility to consistently include exact NLO corrections in the simulation, so as to achieve a NLO accurate generator (NLO+PS). Two approaches exist to carry out this procedure: the MC@NLO [50] and POWHEG [51] methods, which, roughly speaking, differ in the amount of radiation which is

actually exponentiated. Although the two approaches lead to simulations with the same formal accuracy, there are quantitative differences which may be significant. A current issue is indeed the one of quantifying the uncertainties in NLO+PS simulations. State of the art NLO+PS simulations with the MC@NLO method can be obtained with MADGRAPH5_AMC@NLO, OPENLOOPS+SHERPA [43, 52], HERWIG++MATCHBOX [53]. The POWHEG method is implemented in the POWHEGBOX [54] and in HERWIG++MATCHBOX [53].

Starting from NLO+PS matching, the next step to improve MC generators is either adding higher-multiplicity tree-level matrix elements [55], or merging NLO+PS simulations with different multiplicities [56–59]. An interesting possibility is the one offered by the MINLO [60] and GENEVA [61] approaches, which avoid the use of a merging scale, and pave the way to NNLO+PS simulations, to be discussed in Sect. 5.

A proposal for an alternative NLO+PS scheme, which, however, requires dedicated PDFs is described in [62]. Other improvements [63, 64] try to overcome the traditional limitations of MC generators. The showers in fact usually employ a large- N_c approximation to obtain a probabilistic description and to be able to neglect quantum interferences.

4. Resummation

In processes where multiple (and different) scales are present fixed order perturbative computations develop large logarithmic terms of IR origin that can spoil the perturbative expansion. To obtain reliable predictions these terms must be resummed to all orders. The parton shower event generators discussed in the previous section carry out this resummation to a limited (essentially leading) logarithmic accuracy. For specific observables, analytic resummation reaches a higher logarithmic accuracy, and thus provides better theoretical predictions, that can also be used to validate MC tools. A typical example is the transverse momentum spectrum of the Higgs boson, for which resummed predictions at next-to-next-to-leading logarithmic (NNLL) accuracy [65, 66], matched to the NNLO result valid at large p_T are normally used to correct (reweight) results from MC event generators. The calculation of Ref. [67, 68], implemented in the numerical program HRES, includes the possibility to study the relevant Higgs boson decays. An analogous computation for vector boson production has been recently implemented in the numerical program DYRES [69], and it allows us to study vector boson production including the leptonic decay.

In Fig. 2 (left) a comparison of the NNLL+NNLO result obtained with DYRES to ATLAS data is shown (from Ref. [69]). The calculation is carried out in the same fiducial region in which the measurement is performed, and it nicely describes the data, within perturbative uncertainties. Based on the universality properties of soft and collinear emissions, and on the complete understanding of the structure of the resummation coefficients for arbitrary colour singlet processes [70], transverse momentum resummation can be generalized to other processes once the relevant amplitudes are known. In Fig. 2 (right) (from Ref. [71]) predictions for the transverse momentum spectrum of WW pairs are presented, for the first time, at full NNLL+NNLO accuracy.

An important class of observables for which resummation has been studied for long time are event shapes in e^+e^- collisions, for which the resummation has been carried out on an observable dependent basis (see e.g. Ref. [72] and references therein). Automated (observable-independent) resummation for e^+e^- event shape variables fulfilling a specific (more restrictive) criterion of IR

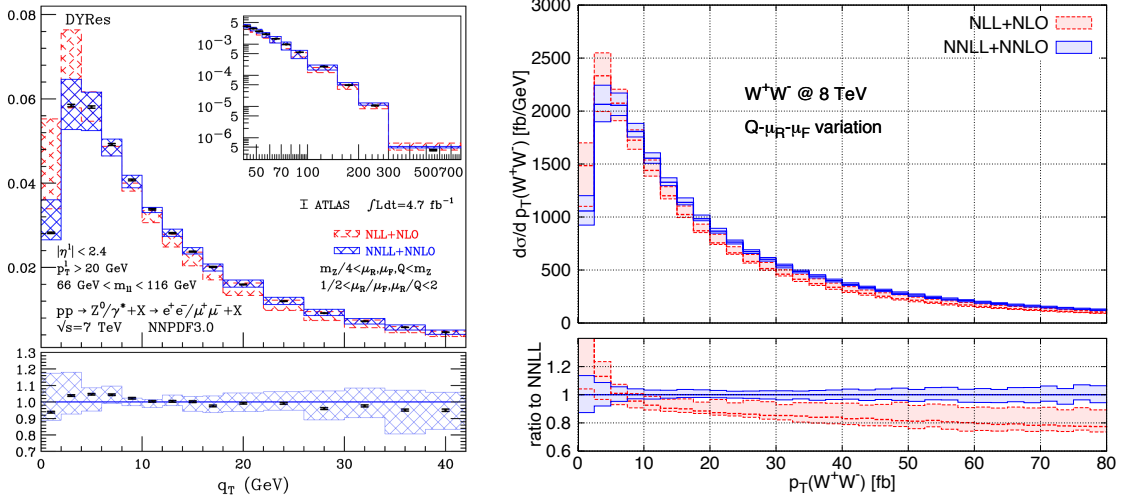


Figure 2: Transverse momentum spectrum of a Z boson compared to ATLAS data (left) (from Ref. [69]) of a WW pair (right) (from Ref. [71]).

safety, was first addressed up to NLL accuracy in Ref. [73], by using a seminumerical method. Recently, this method has been extended to NNLL in Ref. [74]. The approach used for these calculations is potentially viable also for hadron collisions.

In recent years the traditional approach to QCD resummations has been complemented with a new approach based on Soft Collinear Effective Theory (SCET) [75–78]. Traditional resummation uses soft and collinear factorization formulae for scattering amplitudes [79–83], while SCET uses non-local effective operators to describe the relevant IR modes. A recent application of SCET resummation is the resummed computation of the C parameter [19], which leads to an extraction of $\alpha_S(m_Z) = 0.1123 \pm 0.0015$, consistent with a previous determination based on thrust [17]¹. Other important results regard the so called N -jettiness variable τ_N [84]. N -jettiness is an event shape variable in hadron collisions which vanishes in the limit in which there are exactly N narrow jets. In the limit $\tau_N \ll 1$ additional QCD radiation is strongly constrained and the differential cross section can be written as

$$\sigma(\tau_N < \tau_{\text{cut}}) \sim \int H \otimes B_1 \otimes B_2 \otimes \prod_{i=1}^N J_n \otimes S. \quad (4.1)$$

The beam functions B_1 and B_2 embody collinear radiation to the initial state hadrons. The jet functions embody collinear radiation in the direction of the outgoing jets, the hard function contain virtual effects, and the soft function describes the additional soft radiation.

The jet functions are known up to $\mathcal{O}(\alpha_S^2)$ [85, 86]. The beam functions are also known at the same order [87, 88]. In the case of τ_1 the soft function has been computed up to relative order $\mathcal{O}(\alpha_S^2)$ [89], and thus the resummation can be carried out at full NNLL accuracy, having control of all the terms of relative order $\mathcal{O}(\alpha_S^2)$ at small τ_1 . An interesting spin-off of these results regards the application to fully exclusive NNLO calculations, that will be discussed in the next section.

¹This is not surprising, since these two event shape variables are strongly correlated.

5. NNLO and beyond

In Sec. 3 we have stressed that NLO is the first order at which a perturbative QCD result can be considered reliable. This implies that it is with NNLO that we obtain a first reliable estimate of the uncertainty. More generally, the inclusion of NNLO corrections is important *at least* in the following cases: i) benchmark processes measured with high accuracy. At hadron colliders these include $pp \rightarrow W(Z)$ production, $pp \rightarrow t\bar{t}$, $pp \rightarrow \text{jet}(s)$; ii) processes for which NLO corrections are particularly large. These include single Higgs production, possibly accompanied by one jet, double Higgs production; iii) important backgrounds for Higgs and new physics searches. These include, besides the aforementioned processes, all the vector boson pair production processes, plus, for example, $W(Z) + \text{jet}(s)$.

While general techniques for NLO calculations have been available for long time, the extension of perturbative QCD calculations to the NNLO is definitely a complicated task. First of all, one needs the relevant QCD amplitudes. While the computation of tree-level and one loop amplitudes is nowadays essentially automated, the computation of two-loop amplitudes is at the frontier of current techniques. The massless QCD amplitudes for all the $2 \rightarrow 2$ parton processes are known since long time [90–94]. Recently, the computation of the helicity amplitudes for all the diboson production processes was completed [95–97]. The two-loop amplitudes for Higgs [98] and vector [99] boson production in association with a jet are also available. On the contrary, the two-loop amplitudes for heavy-quark production are available only in numerical form [100, 101], while analytical results exist for some of the colour factors [102–105].

Even having all the relevant amplitudes, the cancellation of the IR singularities and the implementation into a numerical program able to compute cross sections and distributions is still a highly non-trivial task. Various methods have been proposed to achieve IR cancellations and to set up a NNLO calculation. These methods can be divided into two broad categories. In the first one, one organizes the NNLO calculation from scratch, trying to cancel IR singularities of *both* NLO and NNLO type. The formalisms of *antenna* subtraction [106–109], *colourful* subtraction [110, 111] and *Stripper* [112–114] belong to this category. Antenna subtraction and colorful subtraction can be considered as extensions of the subtraction method [25–28] at NNLO. Stripper is instead a combination of the subtraction method with numerical techniques based on *sector decomposition* [115, 116]. The methods in the second category start from a NLO calculation with higher multiplicity and device suitable subtractions to make the cross section finite in the region in which the additional parton (jet) leads to further divergences. Typical examples in this class are the q_T subtraction formalism [117] and the recently proposed *N-jettiness* subtraction [89, 118, 119]. The above methods exploit the knowledge of the singular behavior of the cross section at small q_T (τ_N) to set up appropriate counterterms to cancel the IR singularities. This knowledge is obtained from the resummations discussed in the previous section. Another method belonging to this class is the recently proposed *Born projection* method, used to perform the NNLO computation for vector boson fusion (VBF) [120]. In the last few years we have witnessed an impressive series of new NNLO calculations: in the following we briefly review some of the most interesting results.

The previously mentioned computation of the two-loop amplitudes for vector boson pair production allowed us to use the q_T subtraction method to carry out various NNLO computations [121–124]. As an example of these results, in Fig. 3 (left) we report result of the NNLO

calculation the photon p_T distribution in $W\gamma$ production at NLO and NNLO compared to ATLAS data (from Ref. [123]). The NNLO corrections are quite large, being at the $\mathcal{O}(20\%)$ level, and significantly improve the agreement with the data.

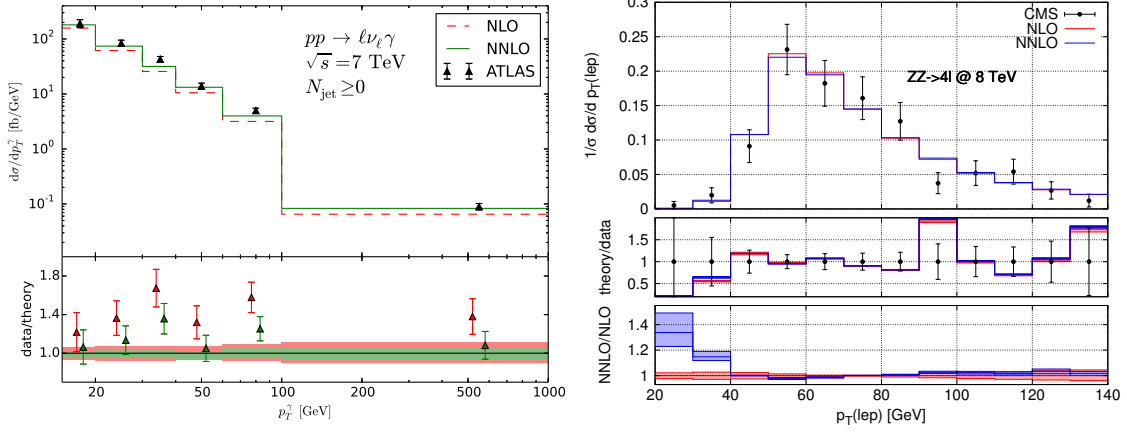


Figure 3: The photon p_T distribution in $l\nu\gamma$ production compared to ATLAS data (left) (from Ref. [123]). The p_T distribution of the leading lepton in four lepton production at 8 TeV at NLO and NNLO compared to the CMS data (right) (from Ref. [124]).

In the case of four-lepton production, in Fig. 3 (right) we report result of the NNLO calculation of the leading lepton p_T distribution in four lepton production (from Ref. [124]) compared to the available CMS data. The theoretical prediction agrees with the data, which, however, have still large uncertainties. We stress that both calculations are carried out in the fiducial region where the measurements are performed.

The NNLO computation of VBF leads to particularly interesting results [120]. NNLO corrections in the structure function approach (neglecting color connections between the two quark lines) were first computed at fully inclusive level, and found to be very small [125]. The fully exclusive computation of Ref. [120] shows that the NNLO effect is larger when VBF cuts are applied and can be at the $\mathcal{O}(5\%)$ level (see Fig. 4). This is indeed the reason why using K -factors obtained from inclusive NNLO calculations may lead to a mismodelling of radiative effects.

Another important ongoing NNLO calculation is the one of jet production. As discussed in Sec. 2, NNLO predictions for this process will allow a consistent inclusion of jet data in NNLO PDF fits. After the completion of the gg contribution [126], first results for the qg and $q\bar{q}$ channels in the leading color approximation have been presented recently [127].

As far as top production is concerned, the computation of the total cross section [128] has been recently followed by the calculation of the $t\bar{t}$ asymmetry at the Tevatron [129], and, very recently, other differential results appeared [130]. The above results are obtained with the Stripper method [112–114].

Other recent important results regard Higgs and vector boson in association with a jet. The computation of W + jet at NNLO has been completed this year using N -jettiness [118]. The NNLO corrections are small and lead to a significant reduction of perturbative uncertainties. Parallely, the NNLO computation of Z + jet has been completed by using the antenna subtraction method [131]. Such calculation, currently limited to the leading color approximation, also finds moderate

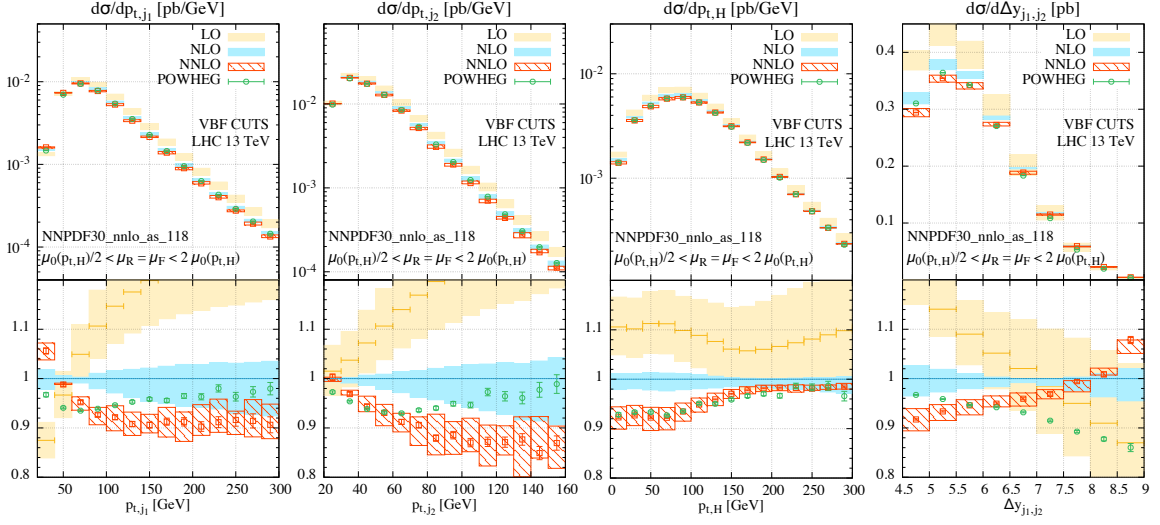


Figure 4: From left to right, differential cross sections for the transverse momentum distributions for the two leading jets, p_{t,j_1} and p_{t,j_2} , for the Higgs boson, $p_{t,H}$, and the distribution for the rapidity separation between the two leading jets, $\Delta y_{j_1,j_2}$ (from Ref. [120]).

corrections, and will be also important to improve the theoretical predictions for the p_T spectrum of the Z boson. The NNLO calculation for $H + \text{jet}$ has been carried out with three independent methods [132–134].

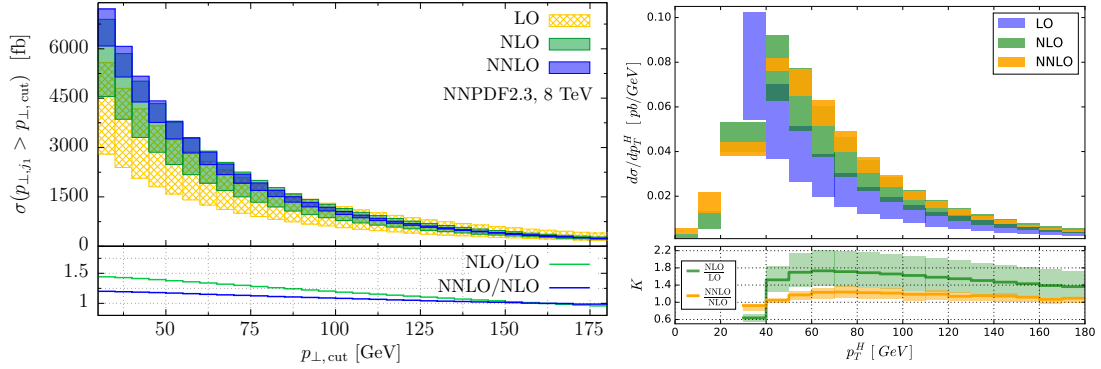


Figure 5: The cross section with $p_T^{\text{jet}} > p_T^{\text{cut}}$ (left) (from Ref. [133]) and the Higgs p_T spectrum at NNLO (right) (from Ref. [134]).

Higgs production at high- p_T is useful to test new physics scenarios and better resolve the structure of the heavy-quark loop. The NNLO calculation is performed in the large- m_{top} approximation, and this is the approximation in which also NLO corrections are currently available. The inclusion of finite top-mass effects would be important, but requires two-loop computations with different mass scales, which are at the boundary of current techniques. As far as the inclusive cross section for Higgs boson production in gluon fusion is concerned even the N^3LO corrections have been recently computed [135] in the large- m_{top} approximation. This computation, which represents the first result at this perturbative order in hadronic collisions, leads to a small corrections with respect to NNLO but to a significant reduction of perturbative uncertainties.

The N³LO result for the inclusive cross section and the NNLO calculation of the H + jet cross section can be combined to obtain the corresponding cross section with a jet veto [136]. This step has been recently carried out in Ref. [137], where the effect of NNLL resummation of the jet p_T and the LL resummation of the jet radius are also included. The results of Ref. [137] set a new reference for theoretical predictions for the jet vetoed cross section and the corresponding efficiency, with perturbative uncertainties which are down to the few percent level.

With the impressive amount of new NNLO results that appeared in this year, and, at the same time, the existence of established schemes to match NLO computations to PS simulations, a natural question is whether one can match NNLO computations to PS simulations. This topic has received considerable attention recently, and three methods have been proposed to deal with the production of a colorless high-mass system F (e.g. vector and Higgs boson production). The first method [138] uses the MINLO approach [60] to merge two inclusive NLO+PS samples for F and F + jet production, and then uses the NNLO information on the rapidity distribution of F obtained from NNLO parton level generators [117, 139, 140] to enforce the correct NNLO normalization through a reweighting procedure. The method has been applied to Higgs [141] and vector boson production [142]. The second method, based on an improved version of the merging scheme of Ref. [59] and on a variant of the NNLO subtraction method of Ref. [117], has also been applied to vector [143] and Higgs boson production [144]. A third method, based on the GENEVA merging approach [61], has been recently applied to vector boson production [145]. It will be interesting to see how the results obtained with the three different approaches compare to each other.

6. Electroweak corrections

We finally turn to discuss Electroweak (EW) corrections. A naive power counting argument suggests that, since $\mathcal{O}(\alpha) \sim \mathcal{O}(\alpha_S^2)$, EW corrections should be of the same order as NNLO QCD corrections. This means that, when precision is an issue, the inclusion of EW corrections is mandatory. A typical example is the m_W measurement planned at the LHC. To achieve a target accuracy of $\Delta m_W \sim 10$ MeV, extremely accurate predictions are needed for the relevant kinematical distributions like the lepton p_T and the transverse mass. NLO EW corrections [146–148] lead to important effects and are often included by assuming complete factorization (see e.g. Ref. [149]). Work towards mixed $\mathcal{O}(\alpha\alpha_S)$ corrections is ongoing [150, 151].

Besides the impact in precision measurements, it is well known [152, 153] that EW effects become increasingly important at high energies. In this regime large logarithmic contributions of Sudakov [154] type appear involving the ratio of the energy scale over the electroweak scale. In massless gauge theories like QCD the singularities in the virtual corrections have to be cancelled by adding the real emission contributions. In the EW theory the gauge boson masses provide a physical cutoff, and there are no divergences, but the gauge bosons can be detected and their contribution does not enter physical observables and it is strongly suppressed in experimental analyses. The violation of IR cancellation theorems leads to soft and collinear divergences at $s \gg m_W^2$ and to double logarithmic enhancements. For a typical four fermion process the enhancement is [153]

$$-\frac{\alpha}{\pi \sin^2 \theta_W} \ln^2 \frac{s}{m_W^2} \quad (6.1)$$

which at $\sqrt{s} = 1$ TeV amounts to about -25% . This implies that EW corrections are increasingly important at high energies and that their inclusion is crucial in any search at the TeV scale. This is nicely shown in Fig. 6 (from Ref. [155]) where the impact of NLO EW corrections on $W + 1$ jet events is compared to the effect of NLO QCD only. At large p_T of the W boson the impact of the Sudakov effects discussed above is clearly visible, and the EW corrections become more and more important. The effect on the p_T of the leading jet result in an unphysical increase of the cross section at high- p_T , due to the large impact of QCD radiation. Applying a cut on the azimuthal separation of the jets reduces the effect of the $W + 2$ jet contribution and leads to a more consistent behavior also in the p_T distribution of the leading jet.

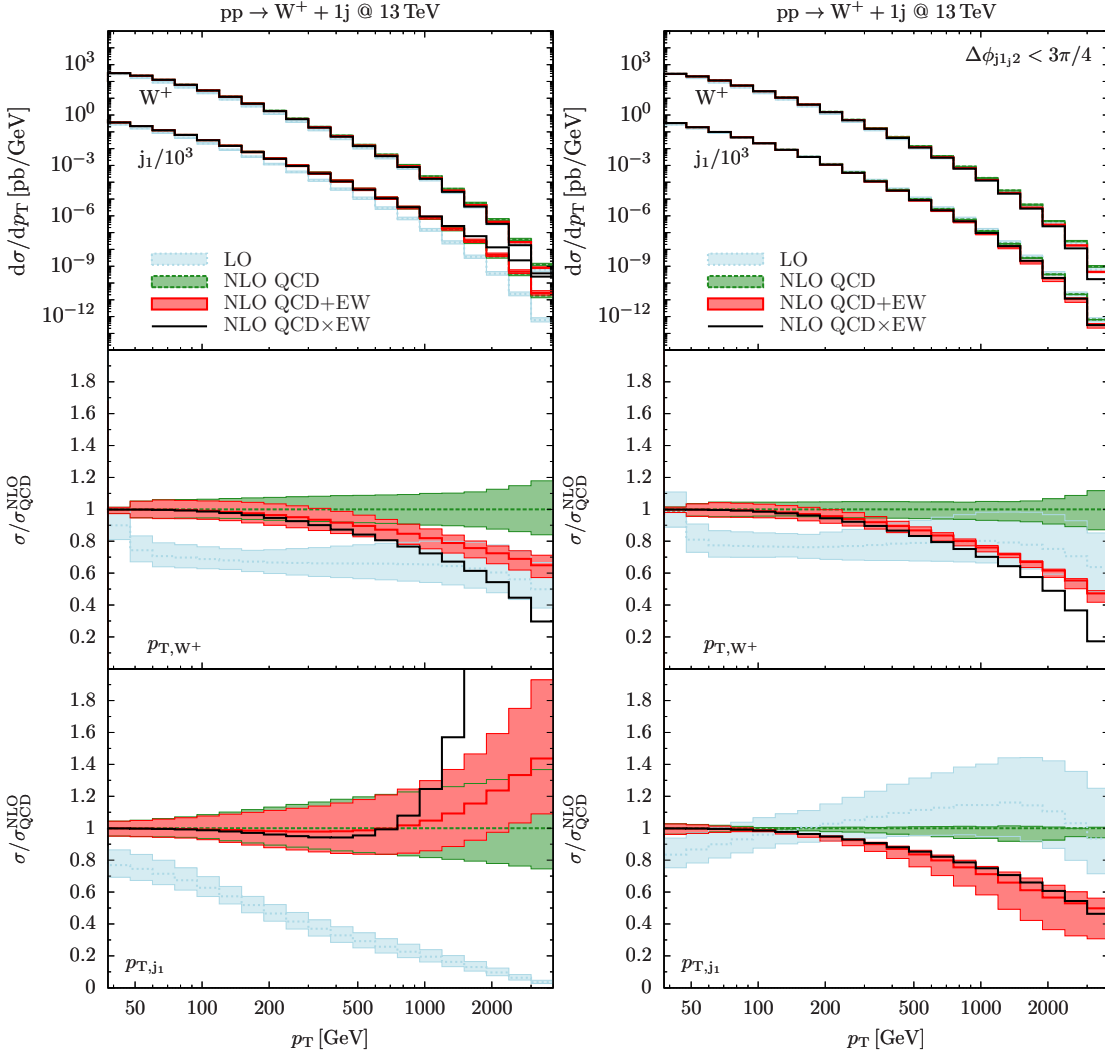


Figure 6: Transverse momentum spectra of the W boson and of the leading jet for inclusive $W^+ + 1$ jet production (left) and with a cut on the azimuthal separation of the first two jets (from Ref. [155]).

Following the automation of NLO QCD calculations discussed in Sect. 3, work is ongoing by different groups to automate the inclusion of EW corrections. Besides W +multijets [155], first results are appearing also on vector boson + 2 jets [156, 157] and $t\bar{t}$ + vector and Higgs boson [158].

7. Summary

The first run of the LHC can be considered a triumph for the SM. Besides finding no evidence for new physics, the last missing ingredient of the theory, the Higgs boson, has been discovered. The Run 2 has just started and will offer us the possibility to further scrutinize the Higgs sector and to continue looking for BSM signals. While eagerly waiting for new data, accurate theoretical predictions for SM processes are essential to further sharpen our picture on the Higgs boson and to control SM backgrounds. In the last decade we have witnessed a revolution in NLO QCD calculations, which have now reached a high level of automation. Parallely, work is being devoted to extend this level of automation also to EW corrections, which are particularly relevant for the high-energy frontier. When precision plays a role, NNLO QCD corrections become important, and, in particular the possibility to count on NNLO calculations tailored on the phase space regions in which the measurements are actually done. The past year has seen enormous progress in this direction with many new calculations being completed. For a key process like Higgs production in gluon fusion, even N³LO corrections have been recently obtained. As is well known, realistic simulations require MC event generators, which offer a complete description of the hadronic collision. The progress in the NNLO direction is accompanied by first examples of NNLO matched simulations, which will be very useful for Run 2 analysis. In summary, it is fair to say that the theory community is trying to catch up with the challenges from the LHC, to make the best use of the high-quality data that the experiments will deliver.

Acknowledgements. I would like to thank the organizers for making EPS 2015 a lively and enjoyable conference. I am grateful to Stefano Catani, Daniel de Florian, Stefano Forte, Stefano Frixione, Thomas Gehrmann, Stefano Pozzorini, Gavin Salam and Marek Schönherr for useful discussions on the topics presented here. This contribution is dedicated to the memory of Guido Altarelli, who was awarded the EPS prize at this conference and passed away shortly after.

References

- [1] G. Aad *et al.* [ATLAS Collaboration], Phys. Lett. B **716**(2012) 1 [arXiv:1207.7214 [hep-ex]].
- [2] S. Chatrchyan *et al.* [CMS Collaboration], Phys. Lett. B **716**(2012) 30 [arXiv:1207.7235 [hep-ex]].
- [3] L. A. Harland-Lang, A. D. Martin, P. Motylinski and R. S. Thorne, Eur. Phys. J. C **75**(2015) 5, 204 [arXiv:1412.3989 [hep-ph]].
- [4] S. Dulat *et al.*, arXiv:1506.07443 [hep-ph].
- [5] E. R. Nocera *et al.* [NNPDF Collaboration], Nucl. Phys. B **887**(2014) 276 [arXiv:1406.5539 [hep-ph]].
- [6] S. Alekhin, J. Blumlein and S. Moch, Phys. Rev. D **89**(2014) 5, 054028 [arXiv:1310.3059 [hep-ph]].
- [7] H. Abramowicz *et al.* [H1 and ZEUS Collaborations], arXiv:1506.06042 [hep-ex].
- [8] P. Jimenez-Delgado and E. Reya, Phys. Rev. D **89**(2014) 7, 074049 [arXiv:1403.1852 [hep-ph]].
- [9] J. Butterworth *et al.*, arXiv:1510.03865 [hep-ph].
- [10] N. Kidonakis and J. F. Owens, Phys. Rev. D **63**(2001) 054019 [hep-ph/0007268].

- [11] D. de Florian, P. Hinderer, A. Mukherjee, F. Ringer and W. Vogelsang, Phys. Rev. Lett. **112**(2014) 082001 [arXiv:1310.7192 [hep-ph]].
- [12] S. Carrazza and J. Pires, JHEP **1410**(2014) 145 [arXiv:1407.7031 [hep-ph]].
- [13] K. A. Olive *et al.* [Particle Data Group Collaboration], Chin. Phys. C **38**(2014) 090001.
- [14] L. A. Harland-Lang, A. D. Martin, P. Motylinski and R. S. Thorne, Eur. Phys. J. C **75**(2015) 9, 435 [arXiv:1506.05682 [hep-ph]].
- [15] S. Aoki *et al.*, Eur. Phys. J. C **74**(2014) 2890 [arXiv:1310.8555 [hep-lat]].
- [16] J. Blumlein, H. Bottcher and A. Guffanti, Nucl. Phys. B **774**(2007) 182 doi:10.1016/j.nuclphysb.2007.03.035 [hep-ph/0607200].
- [17] R. Abbate, M. Fickinger, A. H. Hoang, V. Mateu and I. W. Stewart, Phys. Rev. D **83**(2011) 074021 [arXiv:1006.3080 [hep-ph]].
- [18] T. Gehrmann, G. Luisoni and P. F. Monni, Eur. Phys. J. C **73**(2013) 1, 2265 doi:10.1140/epjc/s10052-012-2265-x [arXiv:1210.6945 [hep-ph]].
- [19] A. H. Hoang, D. W. Kolodrubetz, V. Mateu and I. W. Stewart, Phys. Rev. D **91**(2015) 9, 094018 [arXiv:1501.04111 [hep-ph]].
- [20] E. Boos *et al.* [CompHEP Collaboration], Nucl. Instrum. Meth. A **534**(2004) 250 [hep-ph/0403113].
- [21] J. Alwall, M. Herquet, F. Maltoni, O. Mattelaer and T. Stelzer, JHEP **1106**(2011) 128 [arXiv:1106.0522 [hep-ph]].
- [22] M. L. Mangano, M. Moretti, F. Piccinini, R. Pittau and A. D. Polosa, JHEP **0307**(2003) 001 [hep-ph/0206293].
- [23] T. Gleisberg and S. Hoeche, JHEP **0812**(2008) 039 [arXiv:0808.3674 [hep-ph]].
- [24] A. Cafarella, C. G. Papadopoulos and M. Worek, Comput. Phys. Commun. **180**(2009) 1941 [arXiv:0710.2427 [hep-ph]].
- [25] S. Frixione, Z. Kunszt and A. Signer, Nucl. Phys. B **467**(1996) 399 [hep-ph/9512328].
- [26] S. Frixione, Nucl. Phys. B **507**(1997) 295 [hep-ph/9706545].
- [27] S. Catani and M. H. Seymour, Phys. Lett. B **378**(1996) 287 [hep-ph/9602277].
- [28] S. Catani and M. H. Seymour, Nucl. Phys. B **485**(1997) 291 [Nucl. Phys. B **510**(1998) 503] [hep-ph/9605323].
- [29] G. Passarino and M. J. G. Veltman, Nucl. Phys. B **160**(1979) 151. doi:10.1016/0550-3213(79)90234-7
- [30] A. Denner and S. Dittmaier, Nucl. Phys. B **658**(2003) 175 [hep-ph/0212259].
- [31] A. Denner and S. Dittmaier, Nucl. Phys. B **734**(2006) 62 [hep-ph/0509141].
- [32] R. Britto, F. Cachazo and B. Feng, Nucl. Phys. B **715**(2005) 499 doi:10.1016/j.nuclphysb.2005.02.030 [hep-th/0412308].
- [33] G. Ossola, C. G. Papadopoulos and R. Pittau, Nucl. Phys. B **763**(2007) 147 [hep-ph/0609007].
- [34] C. Anastasiou, R. Britto, B. Feng, Z. Kunszt and P. Mastrolia, Phys. Lett. B **645**(2007) 213 doi:10.1016/j.physletb.2006.12.022 [hep-ph/0609191].

- [35] Z. Bern, L. J. Dixon and D. A. Kosower, *Annals Phys.* **322**(2007) 1587 doi:10.1016/j.aop.2007.04.014 [arXiv:0704.2798 [hep-ph]].
- [36] R. K. Ellis, W. T. Giele and Z. Kunszt, *JHEP* **0803**(2008) 003 doi:10.1088/1126-6708/2008/03/003 [arXiv:0708.2398 [hep-ph]].
- [37] A. van Hameren, *JHEP* **0907**(2009) 088 [arXiv:0905.1005 [hep-ph]].
- [38] J. Alwall *et al.*, *JHEP* **1407**(2014) 079 [arXiv:1405.0301 [hep-ph]].
- [39] Z. Bern, K. Ozeren, L. J. Dixon, S. Hoeche, F. Febres Cordero, H. Ita, D. Kosower and D. Maitre, *PoS LL 2012*(2012) 018 [arXiv:1210.6684 [hep-ph]].
- [40] G. Cullen *et al.*, *Eur. Phys. J. C* **74**(2014) 8, 3001 [arXiv:1404.7096 [hep-ph]].
- [41] G. Bevilacqua, M. Czakon, M. V. Garzelli, A. van Hameren, A. Kardos, C. G. Papadopoulos, R. Pittau and M. Worek, *Comput. Phys. Commun.* **184**(2013) 986 [arXiv:1110.1499 [hep-ph]].
- [42] S. Badger, B. Biedermann, P. Uwer and V. Yundin, *Comput. Phys. Commun.* **184**(2013) 1981 [arXiv:1209.0100 [hep-ph]].
- [43] F. Cascioli, P. Maierhöfer and S. Pozzorini, *Phys. Rev. Lett.* **108**(2012) 111601 [arXiv:1111.5206 [hep-ph]].
- [44] S. Actis, A. Denner, L. Hofer, A. Scharf and S. Uccirati, *JHEP* **1304**(2013) 037 [arXiv:1211.6316 [hep-ph]].
- [45] M. Czakon, C. G. Papadopoulos and M. Worek, *JHEP* **0908**(2009) 085 [arXiv:0905.0883 [hep-ph]].
- [46] R. Frederix, S. Frixione, F. Maltoni and T. Stelzer, *JHEP* **0910**(2009) 003 [arXiv:0908.4272 [hep-ph]].
- [47] T. Gleisberg, S. Hoeche, F. Krauss, M. Schönherr, S. Schumann, F. Siegert and J. Winter, *JHEP* **0902**(2009) 007 [arXiv:0811.4622 [hep-ph]].
- [48] S. Catani, F. Krauss, R. Kuhn and B. R. Webber, *JHEP* **0111**(2001) 063 doi:10.1088/1126-6708/2001/11/063 [hep-ph/0109231].
- [49] A. Buckley *et al.*, *Phys. Rept.* **504**(2011) 145 doi:10.1016/j.physrep.2011.03.005 [arXiv:1101.2599 [hep-ph]].
- [50] S. Frixione and B. R. Webber, *JHEP* **0206**(2002) 029 [hep-ph/0204244].
- [51] S. Frixione, P. Nason and C. Oleari, *JHEP* **0711**(2007) 070 [arXiv:0709.2092 [hep-ph]].
- [52] S. Hoeche, F. Krauss, M. Schonherr and F. Siegert, *JHEP* **1209**(2012) 049 [arXiv:1111.1220 [hep-ph]].
- [53] S. Platzer and S. Gieseke, *Eur. Phys. J. C* **72**(2012) 2187 [arXiv:1109.6256 [hep-ph]].
- [54] S. Alioli, P. Nason, C. Oleari and E. Re, *JHEP* **1006**(2010) 043 [arXiv:1002.2581 [hep-ph]].
- [55] K. Hamilton and P. Nason, *JHEP* **1006**(2010) 039 [arXiv:1004.1764 [hep-ph]].
- [56] S. Hoeche, F. Krauss, M. Schonherr and F. Siegert, *JHEP* **1304**(2013) 027 [arXiv:1207.5030 [hep-ph]].
- [57] R. Frederix and S. Frixione, *JHEP* **1212**(2012) 061 [arXiv:1209.6215 [hep-ph]].
- [58] S. Plätzer, *JHEP* **1308**(2013) 114 [arXiv:1211.5467 [hep-ph]].
- [59] L. Lönnblad and S. Prestel, *JHEP* **1303**(2013) 166 [arXiv:1211.7278 [hep-ph]].

- [60] K. Hamilton, P. Nason and G. Zanderighi, *JHEP* **1210**(2012) 155 [arXiv:1206.3572 [hep-ph]].
- [61] S. Alioli, C. W. Bauer, C. J. Berggren, A. Hornig, F. J. Tackmann, C. K. Vermilion, J. R. Walsh and S. Zuberi, *JHEP* **1309**(2013) 120 [arXiv:1211.7049 [hep-ph]].
- [62] S. Jadach, W. Placzek, S. Sapeta, A. Siódmok and M. Skrzypek, *JHEP* **1510**(2015) 052 doi:10.1007/JHEP10(2015)052 [arXiv:1503.06849 [hep-ph]].
- [63] Z. Nagy and D. E. Soper, *JHEP* **1406**(2014) 097 doi:10.1007/JHEP06(2014)097 [arXiv:1401.6364 [hep-ph]].
- [64] S. Plätzer, *Eur. Phys. J. C* **74**(2014) 6, 2907 doi:10.1140/epjc/s10052-014-2907-2 [arXiv:1312.2448 [hep-ph]].
- [65] G. Bozzi, S. Catani, D. de Florian and M. Grazzini, *Nucl. Phys. B* **737**(2006) 73 doi:10.1016/j.nuclphysb.2005.12.022 [hep-ph/0508068].
- [66] D. de Florian, G. Ferrera, M. Grazzini and D. Tommasini, *JHEP* **1111**(2011) 064 doi:10.1007/JHEP11(2011)064 [arXiv:1109.2109 [hep-ph]].
- [67] D. de Florian, G. Ferrera, M. Grazzini and D. Tommasini, *JHEP* **1206**(2012) 132 doi:10.1007/JHEP06(2012)132 [arXiv:1203.6321 [hep-ph]].
- [68] M. Grazzini and H. Sargsyan, *JHEP* **1309**(2013) 129 doi:10.1007/JHEP09(2013)129 [arXiv:1306.4581 [hep-ph]].
- [69] S. Catani, D. de Florian, G. Ferrera and M. Grazzini, arXiv:1507.06937 [hep-ph].
- [70] S. Catani, L. Cieri, D. de Florian, G. Ferrera and M. Grazzini, *Nucl. Phys. B* **881**(2014) 414 doi:10.1016/j.nuclphysb.2014.02.011 [arXiv:1311.1654 [hep-ph]].
- [71] M. Grazzini, S. Kallweit, D. Rathlev and M. Wiesemann, *JHEP* **1508**(2015) 154 doi:10.1007/JHEP08(2015)154 [arXiv:1507.02565 [hep-ph]].
- [72] G. Luisoni and S. Marzani, *J. Phys. G* **42**(2015) 10, 103101 doi:10.1088/0954-3899/42/10/103101 [arXiv:1505.04084 [hep-ph]].
- [73] A. Banfi, G. P. Salam and G. Zanderighi, *JHEP* **0201**(2002) 018 doi:10.1088/1126-6708/2002/01/018 [hep-ph/0112156].
- [74] A. Banfi, H. McAslan, P. F. Monni and G. Zanderighi, *JHEP* **1505**(2015) 102 doi:10.1007/JHEP05(2015)102 [arXiv:1412.2126 [hep-ph]].
- [75] C. W. Bauer, S. Fleming and M. E. Luke, *Phys. Rev. D* **63**(2000) 014006 doi:10.1103/PhysRevD.63.014006 [hep-ph/0005275].
- [76] C. W. Bauer, S. Fleming, D. Pirjol and I. W. Stewart, *Phys. Rev. D* **63**(2001) 114020 doi:10.1103/PhysRevD.63.114020 [hep-ph/0011336].
- [77] C. W. Bauer and I. W. Stewart, *Phys. Lett. B* **516**(2001) 134 doi:10.1016/S0370-2693(01)00902-9 [hep-ph/0107001].
- [78] C. W. Bauer, D. Pirjol and I. W. Stewart, *Phys. Rev. D* **65**(2002) 054022 doi:10.1103/PhysRevD.65.054022 [hep-ph/0109045].
- [79] A. Bassetto, M. Ciafaloni and G. Marchesini, *Phys. Rept.* **100**(1983) 201. doi:10.1016/0370-1573(83)90083-2
- [80] D. A. Kosower, *Nucl. Phys. B* **552**(1999) 319 doi:10.1016/S0550-3213(99)00251-5 [hep-ph/9901201].

- [81] Z. Bern, V. Del Duca, W. B. Kilgore and C. R. Schmidt, Phys. Rev. D **60**(1999) 116001 doi:10.1103/PhysRevD.60.116001 [hep-ph/9903516].
- [82] S. Catani and M. Grazzini, Nucl. Phys. B **570**(2000) 287 doi:10.1016/S0550-3213(99)00778-6 [hep-ph/9908523].
- [83] S. Catani and M. Grazzini, Nucl. Phys. B **591**(2000) 435 doi:10.1016/S0550-3213(00)00572-1 [hep-ph/0007142].
- [84] I. W. Stewart, F. J. Tackmann and W. J. Waalewijn, Phys. Rev. Lett. **105**(2010) 092002 doi:10.1103/PhysRevLett.105.092002 [arXiv:1004.2489 [hep-ph]].
- [85] T. Becher and M. Neubert, Phys. Lett. B **637**(2006) 251 doi:10.1016/j.physletb.2006.04.046 [hep-ph/0603140].
- [86] T. Becher and G. Bell, Phys. Lett. B **695**(2011) 252 doi:10.1016/j.physletb.2010.11.036 [arXiv:1008.1936 [hep-ph]].
- [87] J. R. Gaunt, M. Stahlhofen and F. J. Tackmann, JHEP **1404**(2014) 113 doi:10.1007/JHEP04(2014)113 [arXiv:1401.5478 [hep-ph]].
- [88] J. Gaunt, M. Stahlhofen and F. J. Tackmann, JHEP **1408**(2014) 020 doi:10.1007/JHEP08(2014)020 [arXiv:1405.1044 [hep-ph]].
- [89] R. Boughezal, X. Liu and F. Petriello, Phys. Rev. D **91**(2015) 9, 094035 doi:10.1103/PhysRevD.91.094035 [arXiv:1504.02540 [hep-ph]].
- [90] C. Anastasiou, E. W. N. Glover, C. Oleari and M. E. Tejeda-Yeomans, Nucl. Phys. B **601**(2001) 318 doi:10.1016/S0550-3213(01)00079-7 [hep-ph/0010212].
- [91] C. Anastasiou, E. W. N. Glover, C. Oleari and M. E. Tejeda-Yeomans, Nucl. Phys. B **601**(2001) 341 doi:10.1016/S0550-3213(01)00080-3 [hep-ph/0011094].
- [92] C. Anastasiou, E. W. N. Glover, C. Oleari and M. E. Tejeda-Yeomans, Nucl. Phys. B **605**(2001) 486 doi:10.1016/S0550-3213(01)00195-X [hep-ph/0101304].
- [93] E. W. N. Glover, C. Oleari and M. E. Tejeda-Yeomans, Nucl. Phys. B **605**(2001) 467 doi:10.1016/S0550-3213(01)00210-3 [hep-ph/0102201].
- [94] Z. Bern, A. De Freitas and L. J. Dixon, JHEP **0203**(2002) 018 doi:10.1088/1126-6708/2002/03/018 [hep-ph/0201161].
- [95] T. Gehrmann and L. Tancredi, JHEP **1202**(2012) 004 doi:10.1007/JHEP02(2012)004 [arXiv:1112.1531 [hep-ph]].
- [96] F. Caola, J. M. Henn, K. Melnikov, A. V. Smirnov and V. A. Smirnov, JHEP **1411**(2014) 041 doi:10.1007/JHEP11(2014)041 [arXiv:1408.6409 [hep-ph]].
- [97] T. Gehrmann, A. von Manteuffel and L. Tancredi, JHEP **1509**(2015) 128 doi:10.1007/JHEP09(2015)128 [arXiv:1503.04812 [hep-ph]].
- [98] T. Gehrmann, M. Jaquier, E. W. N. Glover and A. Koukoutsakis, JHEP **1202**(2012) 056 doi:10.1007/JHEP02(2012)056 [arXiv:1112.3554 [hep-ph]].
- [99] L. W. Garland, T. Gehrmann, E. W. N. Glover, A. Koukoutsakis and E. Remiddi, Nucl. Phys. B **627**(2002) 107 doi:10.1016/S0550-3213(02)00057-3 [hep-ph/0112081].
- [100] M. Czakon, Phys. Lett. B **664**(2008) 307 doi:10.1016/j.physletb.2008.05.028 [arXiv:0803.1400 [hep-ph]].

- [101] P. Bärnreuther, M. Czakon and P. Fiedler, JHEP 1402(2014) 078 doi:10.1007/JHEP02(2014)078 [arXiv:1312.6279 [hep-ph]].
- [102] R. Bonciani, A. Ferroglia, T. Gehrmann, D. Maitre and C. Studerus, JHEP 0807(2008) 129 doi:10.1088/1126-6708/2008/07/129 [arXiv:0806.2301 [hep-ph]].
- [103] R. Bonciani, A. Ferroglia, T. Gehrmann and C. Studerus, JHEP 0908(2009) 067 doi:10.1088/1126-6708/2009/08/067 [arXiv:0906.3671 [hep-ph]].
- [104] R. Bonciani, A. Ferroglia, T. Gehrmann, A. von Manteuffel and C. Studerus, JHEP 1101(2011) 102 doi:10.1007/JHEP01(2011)102 [arXiv:1011.6661 [hep-ph]].
- [105] R. Bonciani, A. Ferroglia, T. Gehrmann, A. von Manteuffel and C. Studerus, JHEP 1312(2013) 038 doi:10.1007/JHEP12(2013)038 [arXiv:1309.4450 [hep-ph]].
- [106] D. A. Kosower, Phys. Rev. D 57 (1998) 5410 doi:10.1103/PhysRevD.57.5410 [hep-ph/9710213].
- [107] A. Gehrmann-De Ridder, T. Gehrmann and E. W. N. Glover, JHEP 0509(2005) 056 doi:10.1088/1126-6708/2005/09/056 [hep-ph/0505111].
- [108] A. Daleo, T. Gehrmann and D. Maitre, JHEP 0704(2007) 016 doi:10.1088/1126-6708/2007/04/016 [hep-ph/0612257].
- [109] J. Currie, E. W. N. Glover and S. Wells, JHEP 1304(2013) 066 doi:10.1007/JHEP04(2013)066 [arXiv:1301.4693 [hep-ph]].
- [110] G. Somogyi, Z. Trocsanyi and V. Del Duca, JHEP 0506(2005) 024 doi:10.1088/1126-6708/2005/06/024 [hep-ph/0502226].
- [111] V. Del Duca, C. Duhr, G. Somogyi, F. Tramontano and Z. Trócsányi, JHEP 1504(2015) 036 doi:10.1007/JHEP04(2015)036 [arXiv:1501.07226 [hep-ph]].
- [112] M. Czakon, Phys. Lett. B 693(2010) 259 doi:10.1016/j.physletb.2010.08.036 [arXiv:1005.0274 [hep-ph]].
- [113] M. Czakon, Nucl. Phys. B 849(2011) 250 doi:10.1016/j.nuclphysb.2011.03.020 [arXiv:1101.0642 [hep-ph]].
- [114] M. Czakon and D. Heymes, Nucl. Phys. B 890(2014) 152 doi:10.1016/j.nuclphysb.2014.11.006 [arXiv:1408.2500 [hep-ph]].
- [115] C. Anastasiou, K. Melnikov and F. Petriello, Phys. Rev. D 69 (2004) 076010 doi:10.1103/PhysRevD.69.076010 [hep-ph/0311311].
- [116] T. Binoth and G. Heinrich, Nucl. Phys. B 585(2000) 741 doi:10.1016/S0550-3213(00)00429-6 [hep-ph/0004013].
- [117] S. Catani and M. Grazzini, Phys. Rev. Lett. 98 (2007) 222002 doi:10.1103/PhysRevLett.98.222002 [hep-ph/0703012].
- [118] R. Boughezal, C. Focke, X. Liu and F. Petriello, Phys. Rev. Lett. 115(2015) 6, 062002 doi:10.1103/PhysRevLett.115.062002 [arXiv:1504.02131 [hep-ph]].
- [119] J. Gaunt, M. Stahlhofen, F. J. Tackmann and J. R. Walsh, JHEP 1509(2015) 058 doi:10.1007/JHEP09(2015)058 [arXiv:1505.04794 [hep-ph]].
- [120] M. Cacciari, F. A. Dreyer, A. Karlberg, G. P. Salam and G. Zanderighi, Phys. Rev. Lett. 115(2015) 8, 082002 doi:10.1103/PhysRevLett.115.082002 [arXiv:1506.02660 [hep-ph]].

- [121] F. Cascioli *et al.*, Phys. Lett. B **735**(2014) 311 doi:10.1016/j.physletb.2014.06.056 [arXiv:1405.2219 [hep-ph]].
- [122] T. Gehrmann, M. Grazzini, S. Kallweit, P. Maierhöfer, A. von Manteuffel, S. Pozzorini, D. Rathlev and L. Tancredi, Phys. Rev. Lett. **113**(2014) 21, 212001 doi:10.1103/PhysRevLett.113.212001 [arXiv:1408.5243 [hep-ph]].
- [123] M. Grazzini, S. Kallweit and D. Rathlev, JHEP **1507**(2015) 085 doi:10.1007/JHEP07(2015)085 [arXiv:1504.01330 [hep-ph]].
- [124] M. Grazzini, S. Kallweit and D. Rathlev, Phys. Lett. B **750**(2015) 407 doi:10.1016/j.physletb.2015.09.055 [arXiv:1507.06257 [hep-ph]].
- [125] P. Bolzoni, F. Maltoni, S. O. Moch and M. Zaro, Phys. Rev. Lett. **105**(2010) 011801 doi:10.1103/PhysRevLett.105.011801 [arXiv:1003.4451 [hep-ph]].
- [126] J. Currie, A. Gehrmann-De Ridder, E. W. N. Glover and J. Pires, JHEP **1401**(2014) 110 doi:10.1007/JHEP01(2014)110 [arXiv:1310.3993 [hep-ph]].
- [127] J. Currie, talk given at the 2015 Radcor-Loopfest conference, UCLA, Los Angeles, june 2015.
- [128] M. Czakon, P. Fiedler and A. Mitov, Phys. Rev. Lett. **110**(2013) 252004 doi:10.1103/PhysRevLett.110.252004 [arXiv:1303.6254 [hep-ph]].
- [129] M. Czakon, P. Fiedler and A. Mitov, Phys. Rev. Lett. **115**(2015) 5, 052001 doi:10.1103/PhysRevLett.115.052001 [arXiv:1411.3007 [hep-ph]].
- [130] M. Czakon, D. Heymes and A. Mitov, arXiv:1511.00549 [hep-ph].
- [131] A. Gehrmann-De Ridder, T. Gehrmann, E. W. N. Glover, A. Huss and T. A. Morgan, arXiv:1507.02850 [hep-ph].
- [132] X. Chen, T. Gehrmann, E. W. N. Glover and M. Jaquier, Phys. Lett. B **740**(2015) 147 doi:10.1016/j.physletb.2014.11.021 [arXiv:1408.5325 [hep-ph]].
- [133] R. Boughezal, F. Caola, K. Melnikov, F. Petriello and M. Schulze, Phys. Rev. Lett. **115**(2015) 8, 082003 doi:10.1103/PhysRevLett.115.082003 [arXiv:1504.07922 [hep-ph]].
- [134] R. Boughezal, C. Focke, W. Giele, X. Liu and F. Petriello, Phys. Lett. B **748**(2015) 5 doi:10.1016/j.physletb.2015.06.055 [arXiv:1505.03893 [hep-ph]].
- [135] C. Anastasiou, C. Duhr, F. Dulat, F. Herzog and B. Mistlberger, Phys. Rev. Lett. **114**(2015) 212001 doi:10.1103/PhysRevLett.114.212001 [arXiv:1503.06056 [hep-ph]].
- [136] S. Catani, D. de Florian and M. Grazzini, JHEP **0201**(2002) 015 doi:10.1088/1126-6708/2002/01/015 [hep-ph/0111164].
- [137] A. Banfi, F. Caola, F. A. Dreyer, P. F. Monni, G. P. Salam, G. Zanderighi and F. Dulat, arXiv:1511.02886 [hep-ph].
- [138] K. Hamilton, P. Nason, C. Oleari and G. Zanderighi, JHEP **1305**(2013) 082 doi:10.1007/JHEP05(2013)082 [arXiv:1212.4504 [hep-ph]].
- [139] M. Grazzini, JHEP **0802**(2008) 043 doi:10.1088/1126-6708/2008/02/043 [arXiv:0801.3232 [hep-ph]].
- [140] S. Catani, L. Cieri, G. Ferrera, D. de Florian and M. Grazzini, Phys. Rev. Lett. **103**(2009) 082001 doi:10.1103/PhysRevLett.103.082001 [arXiv:0903.2120 [hep-ph]].

- [141] K. Hamilton, P. Nason, E. Re and G. Zanderighi, JHEP 1310(2013) 222 doi:10.1007/JHEP10(2013)222 [arXiv:1309.0017 [hep-ph]].
- [142] A. Karlberg, E. Re and G. Zanderighi, JHEP 1409(2014) 134 doi:10.1007/JHEP09(2014)134 [arXiv:1407.2940 [hep-ph]].
- [143] S. Höche, Y. Li and S. Prestel, Phys. Rev. D 91 (2015) 7, 074015 doi:10.1103/PhysRevD.91.074015 [arXiv:1405.3607 [hep-ph]].
- [144] S. Höche, Y. Li and S. Prestel, Phys. Rev. D 90 (2014) 5, 054011 doi:10.1103/PhysRevD.90.054011 [arXiv:1407.3773 [hep-ph]].
- [145] S. Alioli, C. W. Bauer, C. Berggren, F. J. Tackmann and J. R. Walsh, arXiv:1508.01475 [hep-ph].
- [146] V. A. Zykunov, Eur. Phys. J. direct C 3 (2001) 9 [hep-ph/0107059].
- [147] S. Dittmaier and M. Kramer, Phys. Rev. D 65 (2002) 073007 doi:10.1103/PhysRevD.65.073007 [hep-ph/0109062].
- [148] U. Baur and D. Wackerth, Phys. Rev. D 70 (2004) 073015 doi:10.1103/PhysRevD.70.073015 [hep-ph/0405191].
- [149] Y. Li and F. Petriello, Phys. Rev. D 86 (2012) 094034 doi:10.1103/PhysRevD.86.094034 [arXiv:1208.5967 [hep-ph]].
- [150] S. Dittmaier, A. Huss and C. Schwinn, Nucl. Phys. B 885(2014) 318 doi:10.1016/j.nuclphysb.2014.05.027 [arXiv:1403.3216 [hep-ph]].
- [151] S. Dittmaier, A. Huss and C. Schwinn, arXiv:1511.08016 [hep-ph].
- [152] P. Ciafaloni and D. Comelli, Phys. Lett. B 446(1999) 278 doi:10.1016/S0370-2693(98)01541-X [hep-ph/9809321].
- [153] A. Denner and S. Pozzorini, Eur. Phys. J. C 18(2001) 461 doi:10.1007/s100520100551 [hep-ph/0010201].
- [154] V. V. Sudakov, Sov. Phys. JETP 3 (1956) 65 [Zh. Eksp. Teor. Fiz. 30(1956) 87].
- [155] S. Kallweit, J. M. Lindert, P. Maierhöfer, S. Pozzorini and M. Schönherr, JHEP 1504(2015) 012 doi:10.1007/JHEP04(2015)012 [arXiv:1412.5157 [hep-ph]].
- [156] A. Denner, L. Hofer, A. Scharf and S. Uccirati, JHEP 1501(2015) 094 doi:10.1007/JHEP01(2015)094 [arXiv:1411.0916 [hep-ph]].
- [157] M. Chiesa, N. Greiner and F. Tramontano, arXiv:1507.08579 [hep-ph].
- [158] S. Frixione, V. Hirschi, D. Pagani, H.-S. Shao and M. Zaro, JHEP 1506(2015) 184 doi:10.1007/JHEP06(2015)184 [arXiv:1504.03446 [hep-ph]].