

# Prototypical Priors: From Improving Classification to Zero-Shot Learning

Saumya Jetley  
sjetley@robots.ox.ac.uk

Bernardino Romera-Paredes  
bernard@robots.ox.ac.uk

Sadeep Jayasumana  
sadeep@robots.ox.ac.uk

Philip Torr  
phst@robots.ox.ac.uk

University of Oxford  
Oxford, UK

---

## Abstract

Recent works on zero-shot learning make use of side information such as visual attributes or natural language semantics to define the relations between output visual classes and then use these relationships to draw inference on new unseen classes at test time. In a novel extension to this idea, we propose the use of visual prototypical concepts as side information. For most real-world visual object categories, it may be difficult to establish a unique prototype. However, in cases such as traffic signs, brand logos, flags, and even natural language characters, these prototypical templates are available and can be leveraged for an improved recognition performance.

The present work proposes a way to incorporate this prototypical information in a deep learning framework. Using prototypes as prior information, the deepnet pipeline learns the input image projections into the prototypical embedding space subject to minimization of the final classification loss. Based on our experiments with two different datasets of traffic signs and brand logos, prototypical embeddings incorporated in a conventional convolutional neural network improve the recognition performance. Recognition accuracy on the Belga logo dataset is especially noteworthy and establishes a new state-of-the-art. In zero-shot learning scenarios, the same system can be directly deployed to draw inference on unseen classes by simply adding the prototypical information for these new classes at test time. Thus, unlike earlier approaches, testing on seen and unseen classes is handled using the same pipeline, and the system can be tuned for a trade-off of seen and unseen class performance as per task requirement. Comparison with one of the latest works in the zero-shot learning domain yields top results on the two datasets mentioned above.

## 1 Introduction

Automatic object recognition has witnessed a huge improvement in recent years due to the successful application of convolutional neural networks (CNN). This boost in performance can be explained by the replacement of heuristic parts in the previous feature representation

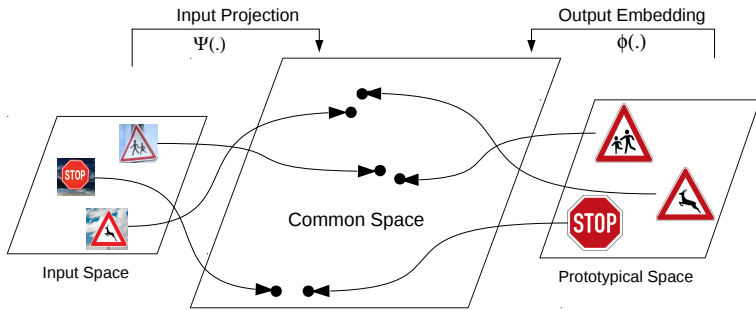


Figure 1: A joint embedding space defined by the prototypes

approaches by a methodology [11, 12] based on learning the features straight from the data. The learned feature representation, which is tailored to the given learning scenario, generally outperforms heuristic approaches provided the training data is sufficient. When learned over a significant sample variety, this representation captures regularities across samples of a class that help distinguish it from all the other classes.

In an alternative setup, the object recognition problem can be posed as one in which objects in real images are identified by treating them as imperfect and corrupt copies of prototypical concepts. This assumption provides an additional premise that the different samples of a class are not only similar to each other but also resemble a unique prototype. These prototypical concepts are in many cases not available, for example, there does not exist a chair that contains only the essence of *chair* and nothing else. However, there are many scenarios where such prototypical instances do exist. An example of this is traffic sign recognition, in which each traffic sign class has its canonical template. Real world images contain imperfect instances of it, these imperfections being caused by different viewpoints, light conditions, damage to surface, among others. These canonical templates, hereafter uniformly referred to as prototypes (*an original or first model of something from which other forms are copied or developed*<sup>1</sup>), can play a very important role in recognition. Conceivably, this prototypical information can benefit by - (a) guiding the learning process and (b) establishing an output embedding space where the relationship between output visual classes can be used to transfer the learned knowledge to unseen classes directly at test time.

In the present work, we focus on adding this prototypical prior information into convolutional neural networks. The underlying idea is that the high-level representation learned by a CNN should be comparable to the information extracted from the prototypes. An interpretation of this is that layer-by-layer the CNN is able to learn a representation that is invariant to real world factors such as light variation, view point distortion, as described in [8], so that the representation obtained at the end of the network is invariant to all factors appearing in real images, and thus comparable to the prototype.

We adjust the traditional CNN pipeline to map both the input and prototypes to a common feature space with the end goal of minimizing the final recognition error. The idea of a common space for recognizing the instances by matching them to their correct prototype is shown in Figure 1. For current experiments, this common feature space is defined preemptively by the prototypes of classes in context. Arguably, the prototypical templates,

<sup>1</sup>Definition taken from Merriam-Webster.com dictionary.

unaffected by noise and distortion, are qualified to define an optimal embedding for maximum discrimination of classes.

The use of a joint embedding space lends the proposed model an interesting possibility of applying it to recognize new classes not present at the training stage. This aligns the approach within the areas of zero and one-shot learning. These areas pursue to emulate the ability of human beings to extrapolate and draw inference on test samples only from a description, or a single instance per class. Indeed, this is a faculty humans own, for example when assimilating and recognizing a new character such as €, after being presented with one instance.

This paper makes the following contributions : (a) development of a CNN that is able to use prototypical information to guide its learning process, (b) its application to classification tasks presenting a boost in overall performance, (c) establishment of a new benchmark in logo recognition (on Belga logo dataset), and (d) the seamless application of the proposed model in zero-shot learning scenarios, given the prototypical information of new classes at run time.

The paper is organized as follows. In Section 2 we review related work. Section 3 discusses the proposed approach. Sections 4 and 5 successively present the implementation details and our experimental findings. Finally, Section 6 concludes the paper with a discussion about the presented work and a description of future directions.

## 2 Related Works

Traditional computer vision approaches for classification do not take into account the relationships there may be between the different output classes. Arguably, if these relationships were available as side information, they could be exploited to improve recognition performance.

Recent work focuses on taking advantage of this side information. A considerable effort has been advocated to attribute learning. In this case, side information takes the form of a high level description of each class as a list of attributes. These attributes are often available in real datasets as tags, and have been popularized within the research community thanks to datasets such as [6, 12, 17]. Another side information that has recently been exploited by several works [1, 15, 20] is the semantic vector representation of the name of each class. A semantic space of words can be learned from a large corpus of text in an unsupervised way, so that words are mapped to an Euclidean space in which the distance between vectors depends on the semantic closeness of the words they represent. The vectors corresponding to the names of the classes can then be utilized as side information.

The availability of this side information about the relationship between classes has led to the development of zero-shot learning, that is, the challenge of identifying a class at test time without ever having seen samples of that during training. Over the past few years, this idea has spurred much success, using both attributes [11, 12, 16, 18], and word embeddings [15, 20].

The developed approaches vary in the way knowledge is transferred from the training classes to the new classes. In [13, 22] this transfer is done by means of a cascaded probabilistic framework which determines the most likely class. One drawback of probabilistic methods is that they make independence assumptions that do not usually hold in practice. An alternative strategy which bypasses this drawback has been recently exploited in [11, 18, 23], where the proposed model learns a linear embedding from both instances and attributes to

a common space. This can be seen as a two-layer model that connects the input images to class labels through a layer containing attribute information. The weights connecting the input space to the embedding space are learned to minimise the final classification loss. Our proposed approach builds on this idea, although it presents two significant differences. Firstly, the side information used consists of a visual prototype for each class. Secondly, the mapping function from input to embedding space is not linear, but modeled using a deepnet pipeline.

Another related area is that of one-shot learning [1, 2, 3]. Similar to zero-shot learning, the objective here is to transfer the knowledge learned at training stage to distinguish new classes. The difference is that the information given to the model about the new classes consists in one, or very few, instances. One-shot learning is useful in image retrieval, where given an image as a query, the model returns items that are similar [4]. Our work can be considered within this area, with the peculiarity that in our framework the instance provided to the model is a very special one: it is a prototype. In fact, in our model the representation of the prototypes and input images could be completely different (e.g. having different image size).

### 3 Proposed Approach

In the usual image classification setup, given training samples of form  $(x, y)$ , where  $x \in \mathbb{R}^d$  is an image and  $y \in \{1, \dots, C\}$  is the class label of the image, a classifier  $h : \mathbb{R}^d \rightarrow \{1, \dots, C\}$  is learned to predict the label of an unseen image  $x$  as  $\hat{y}$ .

If we apply a regular  $L$ -layer CNN to this problem, the function that is learned takes the following form:

$$\hat{y} = \operatorname{argmax}_{c \in \{1, \dots, C\}} s(f_L(f_{L-1}(\dots f_2(f_1(x; \theta_1); \theta_2) \dots; \theta_{L-1}); \theta_L))_c. \quad (1)$$

Here,  $f_l$ , for  $l \in \{1, \dots, L\}$  represents the function (e.g. convolution, pooling) applied at layer  $l$ , and  $\theta_l$  denotes its learnable parameters, if any. The last function  $f_L$  maps its inputs to  $\mathbb{R}^C$ . Finally,  $s(\cdot) : \mathbb{R}^C \rightarrow [0, 1]^C$  represents the softmax activation function operating on a vector  $z$ , as follows:

$$s(z)_c = \frac{\exp(z_c)}{\sum_{j=1}^C \exp(z_j)}, \text{ for } c \in \{1, \dots, C\},$$

where subscripts denote the elements of a vector.

During training, learnable weights  $\theta_1, \theta_2, \dots, \theta_L$  of the model are adjusted by backpropagating the negative log-likelihood loss over the ground truth label  $y$  of a sample  $x$ , defined as follows:

$$\operatorname{loss}(x; \theta_1, \theta_2, \dots, \theta_L) = -\log(s(z)_y).$$

The CNN represented by Equation (1) does not account for prior information regarding prototypes of the classes. In order to introduce our approach, let us assume that a prototype template image  $p_c$  for each class  $c \in \{1, \dots, C\}$  is provided. The proposed approach is based upon fixing the parameters of the last layer of the CNN as a function of the prototype templates  $p_c$ , given by  $\phi(p_c) \in \mathbb{R}^k$ , for some integer  $k$ , with  $\|\phi(p_c)\|_2$  being constant for all  $c \in \{1, \dots, C\}$ . In practice,  $\phi$  can be a feature extractor for the template  $p_c$ ; for instance,

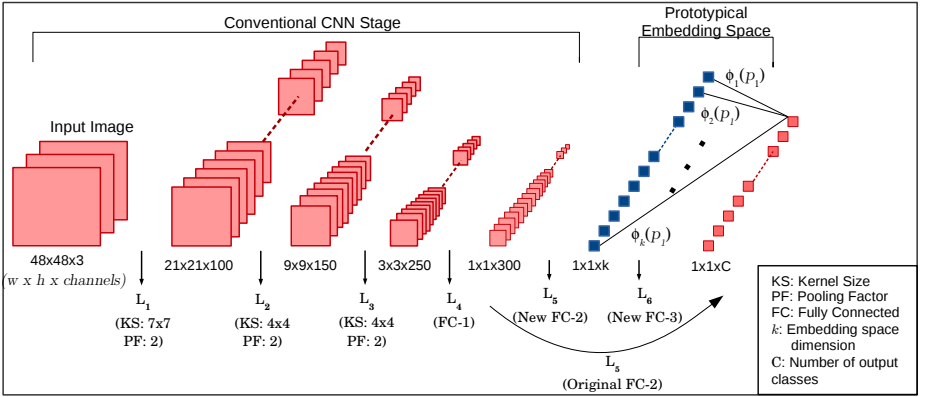


Figure 2: Network architecture with the introduction of prototypical priors. In the current experiments,  $k$ -dimensional HoG features extracted over the prototypical templates are used to define the common embedding space.

$\phi(p_c)$  can be a  $k$ -dimensional normalized HOG feature extracted from the prototypical image  $p_c$ .

More specifically, we set  $f_L : \mathbb{R}^k \rightarrow \mathbb{R}^C : f_L(v)_c = \langle \phi(p_c), v \rangle$ , where  $v$  denotes the activations fed into layer  $L$  for a certain input image, the subscript denotes vector elements and  $\langle \cdot, \cdot \rangle$  denotes the usual dot product in  $\mathbb{R}^k$ . Since  $\|\phi(p_c)\|_2$  is constant, when  $c$  is varied for a fixed  $v$ ,  $f_L(v)_c = \langle \phi(p_c), v \rangle$  attains the highest value for the  $\phi(p_c)$  closest to  $v$  in the  $k$ -dimensional feature space.

The modified network can now be described using the following formula:

$$\hat{y} = \operatorname{argmax}_{c \in \{1, \dots, C\}} s(f_L(f_{L-1}(\dots f_2(f_1(x)) \dots)))_c = \operatorname{argmax}_{c \in \{1, \dots, C\}} \langle \phi(p_c), \psi(x) \rangle, \quad (2)$$

where  $\psi(\cdot)$  and  $\phi(\cdot)$  represent the projections of input images and output labels into the joint feature space, respectively. An interpretation of this approach is that the learnable part of the network,  $\psi : \mathbb{R}^d \rightarrow \mathbb{R}^k : \psi = f_{L-1} \circ \dots \circ f_1$ , learns a non-linear mapping from the original images to a  $k$ -dimensional latent space, which in this case is defined by the prototypes. This space contains both the projections of an input image,  $\psi(x)$ , and the prototype templates,  $\phi(p_c)$  for all  $c \in \{1, \dots, C\}$ , such that the similarity between each instance-prototype pair can be computed by means of an inner product. The use of softmax-loss function leads to a discriminative way to encourage the inner product between  $\psi(x)$  and  $\phi(p_c)$  to be high if instance  $x$  belongs to class  $c$ , and to be low otherwise. Thus, we introduce prior information about the classes directly into the network with the aspiration that the remaining parameters will adapt themselves to accommodate the fixed last layer in the learning process.

Note that, unlike in other works such as [15, 16], at test time the inference process is exactly the same as in any other CNN. There is no need to perform explicit calculations about distances in the embedding space.

This framework easily allows for using new prototypes after the training stage is finished. This is done by replacing, or adding to the last layer new weights according to the new prototypes. The resultant network is potentially capable of distinguishing the new classes because the invariances learned in  $\psi$  are conceivably common to all classes.

In the given framework, both functions  $\psi$  and  $\phi$  can be learned. However, for the purpose of current research, we focus on the case where  $\psi$  is learned as part of the traditional CNN pipeline, while  $\phi$  is fixed by a prescribed function, such as HoG transform.

## 4 Implementation Details

We now detail the architecture of our deep network used to implement the ideas described above. The first stage of our network consists of a CNN to enable learning of image features starting from original RGB patches of  $48 \times 48$  (size suitable for both traffic-sign and logo samples in experimental datasets).

The configuration, as presented in *red* (*light* for grayscale) in Figure 2, is the same from [9] with the exception of a dropout layer after  $L_5$ . As in a traditional CNN designed for classification, the last few layers are fully-connected, and the network is terminated with a layer having the same number of activations as the number of classes  $C$ . A softmax function is applied to the last layer to obtain a probability distribution over the output class labels.

In the proposed approach, prototypical information is introduced by wedging a layer before the output layer, fully connected to the  $C$  output neurons using the fixed weights  $\phi(p_c) \in \mathbb{R}^k$  for all  $c \in \{1, \dots, C\}$ . The new layer and its connections are shown in *blue* (*dark* for grayscale) in Figure 2. Thus, the  $k \times C$  weight matrix for the last fully connected layer  $f_L$  is defined as a set of  $k \times 1$  vectors  $\phi(p_c)$  one for each  $c \in \{1, \dots, C\}$ . In Figure 2, we use  $\phi_1(p_c), \phi_2(p_c), \dots, \phi_k(p_c)$  to represent the elements of the  $k$ -dimensional vector  $\phi(p_c)$ .

In the current work, we fix the embedding space using  $k$ -dimensional normalized histograms of oriented gradients (HoG) [9] features extracted from the prototypical templates. The prototypical images are all resized to a fixed size  $s \times s$ . The HOG features are extracted using the standard *extractHoGFeatures* function provided with Matlab. In our experiments, we make use of an empirically selected cell size  $c = 10$ , block size  $b = 2$ , overlap factor  $o = 1$  and a bin count  $n = 12$ , for  $s = 100$ , which yields 3888-dimensional HoG features.

## 5 Experiments

We explore the above idea of introducing prototypical information during deep learning phase for two end goals: (a) Improvement in overall classification performance when all classes are seen during training, (b) Improvement in classification performance over unseen classes, i.e., in a zero-shot learning scenario.

### 5.1 Datasets

To analyse the generalisability of the proposed approach we evaluate it on two separate datasets as described below.

*Traffic Sign Dataset:* We use the German Traffic Sign Recognition benchmark [11], hereafter referred to as D1. This dataset has a substantial sample base of more than 50,000 images spread over 43 traffic sign classes. The dataset is divided into 39,209 training samples and 12,630 test samples. For experimental purpose, we randomly split the test data into validation and test sets of 6,315 samples each. We fine crop the samples using the information provided with the dataset. No additional distortion (such as scaling, rotation) is applied at training or testing time.



Figure 3: Sample images of traffic signs (left) show view point distortion, illumination variation and background clutter while logo images (right) additionally contain non-planar distortions and high self-occlusion.

Dropout Factor	Case 1 Test accuracy (%)	Case 2 Test accuracy in (%)
0.5	96.60	97.98
0.6	97.18	97.53
0.65	97.48	97.74

Table 1: Consistent boost in classification performance across different configurations experimented for dataset D1. The test accuracy compares to [9] in the case of no use of data augmentation during training.

*Brand Logo Dataset:* We use the Belga Logos dataset [9], hereafter referred to as D2. The dataset contains bounding box annotations for 37 logo categories collected from across 10,000 real images. Out of a total of 9,841 logo samples, 2,697 are marked as ‘OK’ for their ability to be recognizable without the image context. We use a subset of 10 logo classes (out of the 37), for which the total number of samples per class is at least 100. We set aside 20% of the samples from each class for validation, and 20% for testing.

Sample images from both the datasets are as shown in Figure 3.

## 5.2 Results

### 5.2.1 Overall Recognition Performance

In this setup, all the classes are treated as seen. Classification results on dataset D1 with comparable configurations of conventional (Case 1) and proposed (Case 2) deepnet pipeline are shown in Table 1. For the 3 different configurations, dropout-factor of layer after  $L_5$  is varied to be 0.5, 0.6 and 0.65 respectively.

Top results on D1 and D2, without (Case 1) and with (Case 2) the use of prototypical information, are shown in Table 2. For dataset D1, test performance without prototypi-

Dataset	Case 1 Test accuracy (%)	Case 2 Test accuracy in (%)
D1	97.48	97.98
D2	93.48	93.57

Table 2: Overall improvement in classification performance with the use of prototypical information

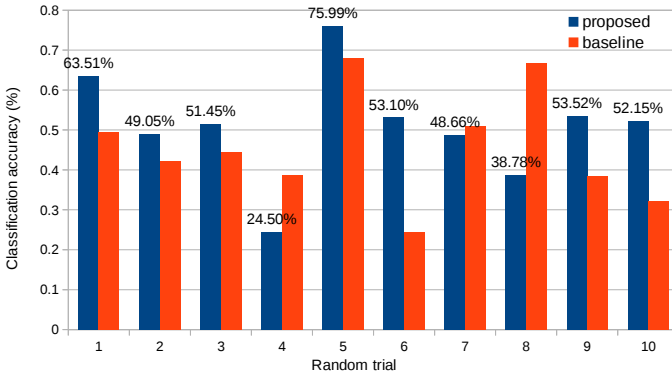


Figure 4: Recognition performance on unseen classes of dataset D1 compared across proposed and baseline [15] approach

cal information is comparable to that presented in [15] for the case when no additional data augmentation technique is employed. Inclusion of prototypical embedding boosts the performance by 0.5% leading to an almost 20% reduction in the error rate. On dataset D2, the proposed approach gives a comparable performance to, if not better than, the baseline. A possible explanation could be that logo samples display heavy self occlusion, perspective distortion and general lack of visual quality.

*Additional findings:* For both the datasets, we experimented with grayscale as well as colored (RGB) prototypes. Models using prototypical features extracted from colored templates consistently performed lower (by an average margin of 0.1%) compared to those using the same features obtained from grayscale templates.

This suggests that while color coding may be useful in garnering visual attention, it may not be quintessential for distinguishing the classes. For traffic sign dataset D1, 12 out of 43 classes are *Prohibitory* traffic signs with a consistent circular red and white color coding, while 8 are *Mandatory* signs with a uniform circular blue and white color coding. Evidently, the main discrimination quotient in traffic signs is added by the inset depiction. On the other hand, for logo dataset D2, samples show significant color variation within a single class, as shown in 3, which renders the color information quite irrelevant.

## 5.2.2 Zero-Shot Learning

*Data setup:* The 43 classes of dataset D1 are divided into 33 seen classes (denoted by the set of classes  $C_s$ ), and 10 unseen classes (denoted by the set  $C_u$ ). Samples from classes in  $C_s$  are used for training the model while the remaining 10 classes in  $C_u$  are used for testing the model. During test time, all  $c \in C_u$  form the output label set, that is, the network could predict any label from  $C_u$ .

Similarly for D2, 10 classes are divided into 7 seen classes (set  $C_s$ ) and 3 unseen classes (set  $C_u$ ). Samples with class labels in  $C_s$  are used for training the model and the 3 classes in  $C_u$  are used for testing.

*Comparison:* We compare our approach with the method of convex combination of embedding vectors, as discussed in [15]. In this, new unseen class samples are represented as weighted combinations of vector embeddings  $\phi(p_c)$  of seen classes  $c \in C_s$ , where the



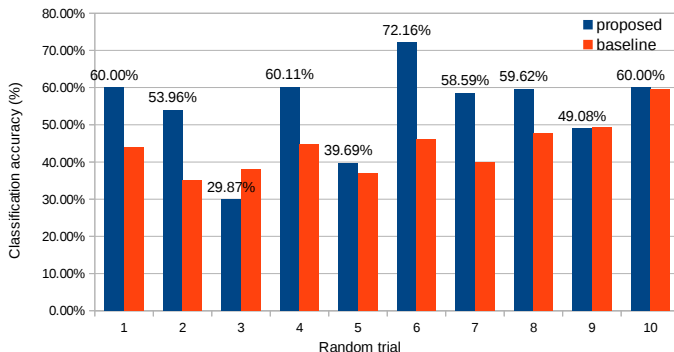


Figure 5: Recognition performance on unseen classes of dataset D2 compared across proposed and baseline [15] approach

weights are the probabilistic output of the softmax layer. Top  $T$ -predictions are combined to yield the feature representation, where  $T$  is a hyperparameter that can be tuned by means of a validation process. These representations are compared in the vector space defined by  $\phi(p_c)$ , where  $c \in C_u$ . The class of the input sample is inferred to be the class of the nearest prototype in this space.

*Findings and discussion:* We make 10 random selections of  $C_s$  and  $C_u$ . For the proposed approach, the prototypical representations of  $\phi(p_c)$ ,  $c \in C_s$  are used during training, while these are replaced by  $\phi(p_c)$ ,  $c \in C_u$  during testing. The validation hyperparameter  $T$  of [15] is set to the total number of seen classes  $C_s$  while the proposed approach simply validates against a set-aside sample set over all the seen classes. The classification results for unseen classes on datasets D1 and D2 are compared in Figures 4 and 5 respectively. The proposed approach outperforms [15] with an average accuracy gain of 5.48% and 10.15% on datasets D1 and D2 respectively. The performance gain is statistically significant for D1 at a p-value of 5% as well as for D2 although with a p-value of 33%. Due to visual similarity, an unseen traffic sign can still be fairly well reproduced by the combination of related prototypical templates as done in [15]. The major benefit of proposed approach is evident in visually dissimilar logo categories where the zero shot performance is considerably improved.

In the approach of [15], training and validation are disconnected steps. The CNN can be trained for maximum performance only on  $C_s$ . At validation time parameter  $T$ , that defines the number of seen classes used for drawing inference, provides little flexibility for tuning the performance on  $C_u$ . On the contrary, our model can be fine-tuned either for unseen or seen class performance by validating against the appropriate set. In the current experiments, we validate against a sample set collected over the seen classes  $C_s$ , however it can also contain samples from a few unseen classes  $c \in C_u$  marked as validation classes. CNN training is carried out as before to get a joint optimization for both seen and unseen class performance.

In our experimental experience we found that the performances of seen and unseen classes are positively correlated in the initial stages of the training procedure. However, this happens up to a point, beyond which both performances appear to be negatively correlated (see Figure 6 showing the performance trade-off curve for seen and unseen classes over a certain trial of D1 and D2 respectively using our approach). The above tests are carried out using a certain random selection of 5 unseen classes for D1 and 2 unseen classes for D2.

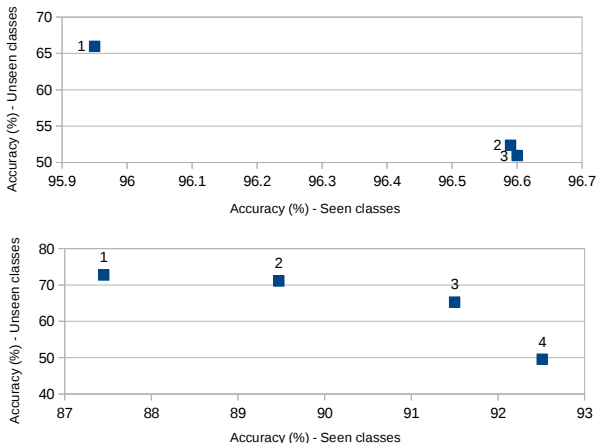


Figure 6: Performance trade-off curve for seen and unseen classes over a certain trial of D1 and D2 respectively

## 6 Conclusion

In this paper we showed that visual prototypes can be successfully used as side information to aid the learning process in traditional classification setup as well as for zero-shot learning.

We proposed a method for integrating prototypical information in the successful deep learning framework. Using a conventional CNN stage, the input projection function that maps input images to a joint prototypical space can be learned for maximum similarity between a real-world instance and its prototype, while minimising the end recognition loss. In the current research, this embedding space is preemptively fixed by the choice of prototypical representation while the input mapping is learnable as a complex non-linear function. More generally, however, both the input and output embeddings can be learned as an end-to-end deepnet pipeline. We plan to explore this as part of our future work.

As observed on two different datasets of traffic signs and brand logos, results of the proposed approach are highly promising. Regarding its application to regular object recognition, we can conclude that constraining the network to incorporate the given prototypes does not hamper, but on the contrary improves the classification performance. With regard to zero-shot learning, our model shows better results than a state-of-the-art competitor [15]. Furthermore, our model can be flexibly trained for the required trade-off between seen and unseen class performance, and inference on new unseen classes simply involves adding their prototypical information at test time.

## References

- [1] Zeynep Akata, Florent Perronnin, Zaid Harchaoui, and Cordelia Schmid. Label-embedding for attribute-based classification. In *Computer Vision and Pattern Recognition (CVPR), 2013 IEEE Conference on*, pages 819–826. IEEE, 2013.
- [2] Evgeniy Bart and Shimon Ullman. Cross-generalization: Learning novel classes from

- a single example by feature replacement. In *Computer Vision and Pattern Recognition, 2005. CVPR 2005. IEEE Computer Society Conference on*, volume 1, pages 672–679. IEEE, 2005.
- [3] Dan Cireşan, Ueli Meier, Jonathan Masci, and Jürgen Schmidhuber. Multi-column deep neural network for traffic sign classification. *Neural Networks*, 32:333–338, 2012.
- [4] Navneet Dalal and Bill Triggs. Histograms of oriented gradients for human detection. In *Computer Vision and Pattern Recognition, 2005. CVPR 2005. IEEE Computer Society Conference on*, volume 1, pages 886–893. IEEE, 2005.
- [5] a. Farhadi, I. Endres, D. Hoiem, and D. Forsyth. Describing objects by their attributes. *2009 IEEE Conference on Computer Vision and Pattern Recognition*, pages 1778–1785, June 2009. doi: 10.1109/CVPR.2009.5206772.
- [6] Li Fei-Fei, Robert Fergus, and Pietro Perona. One-shot learning of object categories. *Pattern Analysis and Machine Intelligence, IEEE Transactions on*, 28(4):594–611, 2006.
- [7] Andrea Frome, Greg S Corrado, Jon Shlens, Samy Bengio, Jeff Dean, Tomas Mikolov, et al. Devise: A deep visual-semantic embedding model. In *Advances in Neural Information Processing Systems*, pages 2121–2129, 2013.
- [8] Ian Goodfellow, Honglak Lee, Quoc V Le, Andrew Saxe, and Andrew Y Ng. Measuring invariances in deep networks. In *Advances in neural information processing systems*, pages 646–654, 2009.
- [9] Alexis Joly and Olivier Buisson. Logo retrieval with a contrario visual query expansion. In *Proceedings of the 17th ACM international conference on Multimedia*, pages 581–584. ACM, 2009.
- [10] Alex Krizhevsky, Ilya Sutskever, and Geoffrey E. Hinton. Imagenet classification with deep convolutional neural networks. In F. Pereira, C.J.C. Burges, L. Bottou, and K.Q. Weinberger, editors, *Advances in Neural Information Processing Systems 25*, pages 1097–1105. Curran Associates, Inc., 2012.
- [11] Brenden M Lake, Ruslan Salakhutdinov, Jason Gross, and Joshua B Tenenbaum. One shot learning of simple visual concepts. In *Proceedings of the 33rd Annual Conference of the Cognitive Science Society*, volume 172, 2011.
- [12] Christoph H Lampert, Hannes Nickisch, and Stefan Harmeling. Learning to detect unseen object classes by between-class attribute transfer. In *Computer Vision and Pattern Recognition, 2009. CVPR 2009. IEEE Conference on*, pages 951–958. IEEE, 2009.
- [13] Christoph H Lampert, Hannes Nickisch, and Stefan Harmeling. Attribute-based classification for zero-shot visual object categorization. *IEEE transactions on pattern analysis and machine intelligence*, 36(3):453–65, March 2014. ISSN 1939-3539. doi: 10.1109/TPAMI.2013.140.
- [14] Honglak Lee, Roger Grosse, Rajesh Ranganath, and Andrew Y Ng. Convolutional deep belief networks for scalable unsupervised learning of hierarchical representations. In *Proceedings of the 26th Annual International Conference on Machine Learning*, pages 609–616. ACM, 2009.

- [15] Mohammad Norouzi, Tomas Mikolov, Samy Bengio, Yoram Singer, Jonathon Shlens, Andrea Frome, Greg S Corrado, and Jeffrey Dean. Zero-shot learning by convex combination of semantic embeddings. *arXiv preprint arXiv:1312.5650*, 2013.
- [16] Mark Palatucci, Dean Pomerleau, Geoffrey E Hinton, and Tom M Mitchell. Zero-shot learning with semantic output codes. In *Advances in neural information processing systems*, pages 1410–1418, 2009.
- [17] Genevieve Patterson and James Hays. Sun attribute database: Discovering, annotating, and recognizing scene attributes. In *Computer Vision and Pattern Recognition (CVPR), 2012 IEEE Conference on*, pages 2751–2758. IEEE, 2012.
- [18] Bernardino Romera-Paredes, ENG OX, and Philip HS Torr. An embarrassingly simple approach to zero-shot learning. In *Proceedings of The 32nd International Conference on Machine Learning*, pages 2152–2161, 2015.
- [19] Kavita Bala Sean Bell. Learning visual similarity for product design with convolutional neural networks. *ACM Transactions on Graphics (SIGGRAPH 2015)*, 2015.
- [20] Richard Socher, Milind Ganjoo, Christopher D Manning, and Andrew Ng. Zero-shot learning through cross-modal transfer. In *Advances in Neural Information Processing Systems*, pages 935–943, 2013.
- [21] Johannes Stallkamp, Marc Schlipsing, Jan Salmen, and Christian Igel. Man vs. computer: Benchmarking machine learning algorithms for traffic sign recognition. *Neural networks*, 32:323–332, 2012.
- [22] Masahiro Suzuki, Haruhiko Sato, Satoshi Oyama, and Masahito Kurihara. Transfer learning based on the observation probability of each attribute. *2014 IEEE International Conference on Systems, Man, and Cybernetics (SMC)*, pages 3627–3631, October 2014. doi: 10.1109/SMC.2014.6974493.
- [23] Jason Weston, Samy Bengio, and Nicolas Usunier. Wsabie: Scaling up to large vocabulary image annotation. In *IJCAI*, volume 11, pages 2764–2770, 2011.