

Collisional cooling of light ions by co-trapped heavy atoms

Sourav Dutta*, Rahul Sawant*, and S. A. Rangwala

Light and Matter Physics Group, Raman Research Institute, C.V. Raman Avenue, Sadashivanagar, Bangalore 560080, India

(Submitted: November 2015)

The most generic cooling and thermalization pathway at the lowest temperatures is via elastic collisions. In hybrid ion-atom traps, ion cooling to temperatures where low partial wave collisions dominate require the collisional cooling mechanism to be well understood and controlled. There exists great uncertainty on whether cooling of light ions by heavier neutral atoms is possible. Here we experimentally demonstrate the cooling of light ions by co-trapped heavy atoms for the first time. We show that trapped $^{39}\text{K}^+$ ions are cooled by localized ultracold neutral ^{85}Rb atoms for an ion-atom mass ratio where most theoretical models predict ion heating. We demonstrate, based on detailed numerical simulation of our ion-cooling model, which is in excellent agreement with experiments, that cooling of ions by localized cold atoms is possible for any mass ratio. Our result opens up the possibility of studying quantum collisions and chemistry in trapped atom-ion systems.

DOI:

I. INTRODUCTION

The cooling and trapping of dilute gases of ions^{1,2} and atoms³ has led to unprecedented precision in spectroscopy⁴ and the study of interacting many particle systems⁵. The fields owe their success to the precise control over the internal and motional states, controlled trap occupancies and long interrogation times. Co-trapping ions and atoms⁶⁻¹⁴ (and dipolar molecules) widens and deepens the scope of inquiry to two-particle $1/r^4$ (and $1/r^2$) asymptotic interaction. However, a general consensus on the most important question regarding these co-trapped mixtures, i.e. their stability and approach to a steady state temperature, is lacking. Here, we address the key question of the stability and approach to equilibrium in co-trapped ion-atom mixtures. We demonstrate the increase in lifetime of trapped $^{39}\text{K}^+$ ions due to collisional cooling by heavier neutral ^{85}Rb atoms co-trapped in a magneto optical trap (MOT). This experimentally establishes, for the first time, the cooling of light ions by heavier atoms beyond the various theoretical critical mass ratios¹⁵⁻¹⁷, above which ion heating was predicted. The ion cooling mechanism is explained and the experimental results are faithfully replicated computationally, by Monte Carlo (MC) simulations. The close agreement between the experiment and the simulation based on our model proves that collisional cooling of ions by localized atoms placed precisely at the ion trap centre occurs for all ion-atom mass ratios. Collisional cooling of lighter ions opens up access to the few-partial-wave regime in ion-atom mixtures at orders of magnitude higher temperatures. This would allow quantum effects to dominate and lead to precision experiments with quantum mixtures of ions and atoms.

The conditions and mechanisms for trapping atoms and ions are different because the atom is neutral and the ion charged. Atom traps typically have small trap depths and use a combination of static magnetic and/or optical fields. Ions on the other hand are trapped in Penning or Paul traps¹⁸, of which the latter, a dynamic trap with time varying electric fields, is compatible¹⁹ with overlapped cold atom ensembles because the perturbation of the

Paul trap operation on co-trapped cold atoms is negligible^{6,20}. It is for this reason that hybrid traps combine Paul traps for ions¹ with atom traps such as a MOT^{7,10-13}, magnetic trap⁸ or optical dipole trap^{8,9,21}.

Due to the dynamic trapping of ions in a Paul trap^{1,18}, the trapped ions are orders of magnitude more energetic than the MOT atoms^{12,13}, in hybrid traps. This fact has prevented the realization of the ultracold collision regime between trapped ions and atoms, where only a few partial waves are expected to feature in a complete description of the trapped ion-atom collisions. Once such a regime is achieved, quantum and many-body physics problems with $1/r^4$ interaction can be systematically investigated. In this article we demonstrate a critical enabling step towards this goal.

II. RESULTS

A. Signature of trapped ion cooling

The motion of the dynamically trapped ions is described theoretically by the Mathieu equations, which are parameterized in terms of dimensionless a and q parameters, the values of which characterize the ion trap operation. The ion motion is separable¹ into (a) the micromotion, which is synchronous with the time varying radiofrequency (rf) field and (b) the secular motion (macromotion), which is the low frequency oscillation of the ion in the effective trapping potential that the ions experience in the dynamic trapping fields. The micromotion is position dependent while the secular motion determines the size of the trapped ion's orbit and characterizes the trapped ion's temperature. The smaller the trapped ion's orbit the lower the ion's temperature, and therefore the task of cooling the ion is reduced to arresting the amplitude of the secular motion.

B. Criteria for ion heating and cooling

The pioneering work on collisional cooling of ions by neutral atoms, by Major and Dehmelt¹⁹, considers the ion trap volume within a constant density of buffer gas atoms. In this case it was found that ions collisionally heat when $m_{at} > m_i$, cool when $m_{at} < m_i$ and do not change temperature when $m_{at} = m_i$, where m_{at} and m_i

are the atom and ion mass respectively. The ratio $m_{at}/m_i = 1$, is then the theoretical critical mass ratio (CMR) differentiating the cooling and heating regimes. In practice, the cooling by buffer gas has found extensive applications when $m_{at} \ll m_i$ ²².

In recent years, several independent theoretical analyses for ion cooling by neutral atoms arrived at limiting CMR = 1.55 (1.55)¹⁵, = 2.17 (1.47)¹⁶, = 1.30 (0.95)¹⁷, where the CMR value in brackets represent the values relevant for the present experiment derived from the respective analysis. In this letter, we experimentally show cooling of $^{39}\text{K}^+$ ions trapped in an ion trap with $q = 0.42$ and $a = 0$, by ^{85}Rb atoms in a MOT. The experimental mass ratio, $m_{at}/m_i = 2.179$, is well beyond all the above theoretical CMR values but consistent with our model and simulations¹².

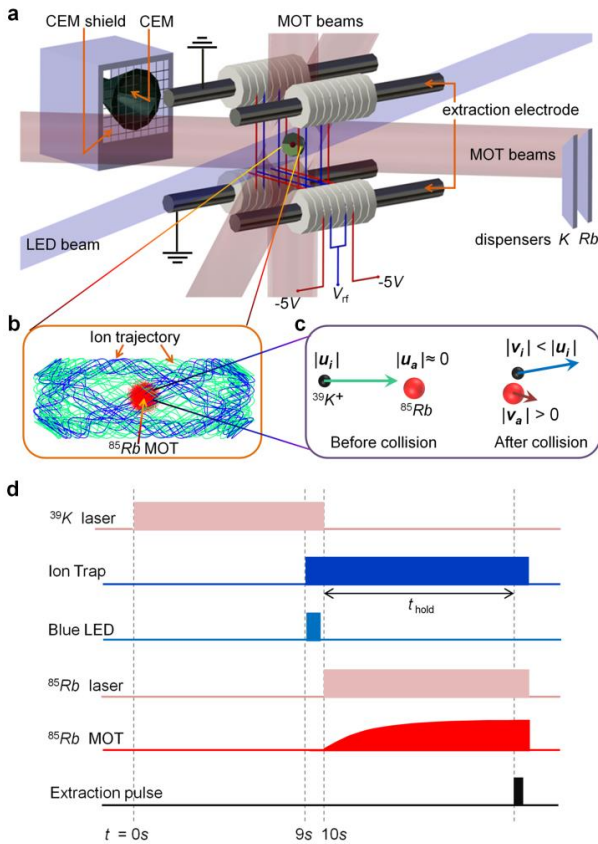


Figure 1. Experimental schematic and detection scheme. **a**, The schematic of the experimental set-up showing the thin wire modified spherical Paul trap, the dispenser sources of the Rb and K atoms, the co-propagating ^{85}Rb and ^{39}K MOT beams intersecting at the trap centre, the blue LED light used for ionizing atoms and the CEM for ion detection. The rf voltage is fed to the two central wire electrodes (blue) and the two external wire electrodes (red) serve as the end caps. The extraction of the trapped ions to the CEM is done by biasing two of the rod extraction electrodes appropriately after the hold time. **b**, Detail of overlap volumes of the ^{85}Rb MOT and a calculated, representative ion trajectory. **c**, The illustrative diagram for transfer of momentum from the $^{39}\text{K}^+$ ion to the almost stationary ^{85}Rb MOT atom, resulting in a lower kinetic energy of the ion post collision and a hot atom which usually escapes the MOT. **d**, The timing sequence for the experiment.

C. Experimental procedure

The experimental apparatus is described over several articles^{23–25}, where the thin wire modified spherical Paul trap's principles, operation and performance is characterized. The schematic diagram of the experimental apparatus is illustrated in Fig. 1a-c. The optimized ion trap operation for $^{39}\text{K}^+$ ions involves applying a sinusoidal rf voltage V_{rf} of amplitude 85 V and frequency 700 kHz to the inner pair of wires (spaced by 3 mm) while the outer pair (spaced by 6 mm) is biased at -5V. For this experiment, we have a vapour loaded dual MOT of ^{39}K and ^{85}Rb in operation. The ^{39}K and ^{85}Rb MOTs are very well overlapped with the ion trap centre and so the ions created from the MOT are efficiently loaded into the ion trap. The $^{39}\text{K}^+$ ions are created by resonant two photon ionization from the ^{39}K MOT, where the first photon (cooling laser) results in the $4S_{1/2} \rightarrow 4P_{3/2}$ excitation at 767 nm and a second photon is sourced from a collimated light emitting diode (LED) with emission centred at 456 nm. This combination is sufficient to ionize ground state ^{39}K atoms.

The experiment measures the lifetime of the trapped $^{39}\text{K}^+$ ions when held with and without the ^{85}Rb MOT atoms. The experimental sequence is illustrated in Fig. 1d. As the LED light can also ionize ^{85}Rb MOT atoms in a similar two photon process, the MOTs are operated sequentially to prevent the ionization of ^{85}Rb atoms. First, the potassium MOT is loaded, ion trapping fields are switched on, $^{39}\text{K}^+$ ions are created by switching on the blue LED briefly, and the ^{39}K MOT light is shuttered off which empties the ^{39}K MOT. Subsequently, either the ^{85}Rb MOT light is allowed in and the ^{85}Rb MOT loaded or the ^{85}Rb light is kept blocked and no MOT is loaded. The trapped $^{39}\text{K}^+$ ions are held for variable hold times and extracted for detection by a channel electron multiplier (CEM), where individual ion arrivals register as individual ~ 8 ns pulses^{23,24}. These pulses are counted and the surviving ion number in the ion trap determined as a function of ion hold time (t_{hold}), in the presence or absence of the ^{85}Rb MOT.

D. Potassium ion cooling by rubidium atoms

The results of the experiment are presented in Fig. 2. In Fig. 2a, a larger number of $^{39}\text{K}^+$ ions survive when held in the presence of the ^{85}Rb MOT as the hold time of the ions increases. As the ^{85}Rb MOT takes ~ 5 seconds to load, there is no significant difference between the number of $^{39}\text{K}^+$ ions counted when ^{85}Rb MOT is off (black square) or on (red circle), but by 25 seconds a clear separation in the number of surviving ions emerges. The higher survival probability of the trapped ions in the presence of MOT atoms establish the cooling of $^{39}\text{K}^+$ ions in the presence of ^{85}Rb MOT. In this case, $m_{at}/m_i \equiv m(^{85}\text{Rb})/m(^{39}\text{K}^+) = 2.179$ is greater than all the theoretical CMRs. If instead the ions were heating the survival probability for $^{39}\text{K}^+$ ions would be lower when in contact with ^{85}Rb MOT atoms. The experiments were repeated with $^{40}\text{K}^+$ ions instead of $^{39}\text{K}^+$ ions, and cooling of $^{40}\text{K}^+$ ions by ^{85}Rb atoms was also observed. Our results are therefore consistent with ion cooling in hybrid traps for all ion-atom mass ratios.

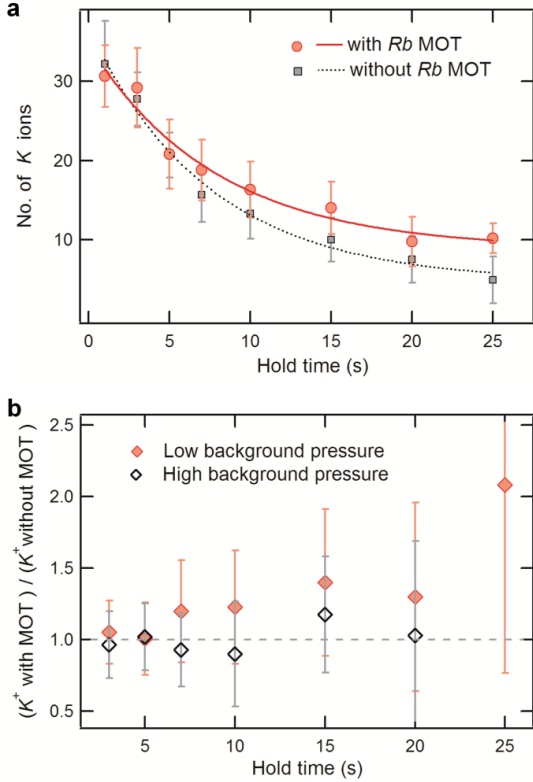


Figure 2. Lifetime of trapped $^{39}\text{K}^+$ ions. **a**, Increase in lifetime of trapped $^{39}\text{K}^+$ ions in presence of ultracold ^{85}Rb atoms. The number of $^{39}\text{K}^+$ ions remaining in the ion trap for different values of hold time t_{hold} , either in absence (squares) or presence (circles) of the ^{85}Rb MOT. The dotted and the solid lines are single exponential fits in absence or presence of the ^{85}Rb MOT, respectively. The survival probability of trapped $^{39}\text{K}^+$ ions increases in the presence of the ^{85}Rb MOT indicating cooling of $^{39}\text{K}^+$ ions. **b**, The ratio between the number of trapped $^{39}\text{K}^+$ ions in presence and absence of the ^{85}Rb MOT, for low background pressure (filled symbol) derived from the data in Fig. 2a above, and for high background pressure (open symbol) obtained by operating the Rb dispenser at higher currents. At high background pressure, the cooling of $^{39}\text{K}^+$ ions, indicated by ratios higher than 1, is not experimentally discernible. The statistical s.d.e. bars are shown.

In this experiment, the cooling of $^{39}\text{K}^+$ ions occurs because the MOT atoms are localized precisely at the centre of the ion trap, and $V_{\text{at}} \ll V_i$, where V_{at} (V_i) is the volume of the trapped atoms (ions). In addition to the ^{85}Rb MOT, there is the presence of the background gas of Rb and trace amounts of K in our chamber. The Rb background vapour contributes to the heating of the $^{39}\text{K}^+$ ions. The signature of ion cooling is the increased ion lifetime (13.3 ± 6.9 s) in the presence of the ^{85}Rb MOT (Fig. 2a). In contrast, with the same background vapour pressure of Rb , but no MOT, the ion lifetime (7.5 ± 1.1 s) is substantially smaller. This reflects the competition between heating due to background vapour and cooling due to the ^{85}Rb MOT. In Fig. 2(b) we observe that the cooling is suppressed when the background gas pressure is increased, keeping the MOT unchanged.

III. DISCUSSION

In earlier experiments with $^{85}\text{Rb}^+$ and ^{85}Rb ^{12,23}, the cooling of ions was faster because of the active resonant

charge exchange (RCE) channel²⁶. Since potassium and rubidium are different species RCE is not possible, but non resonant charge exchange (nRCE) is. However, careful experimental tests allow us to conclude that this channel is too weak²⁷ and is not detected in our experiment (Methods section). Therefore the dominant cooling channel is multiple elastic collisions, which reduces the cooling rate of the $^{39}\text{K}^+$ ions by the ^{85}Rb MOT as compared to cooling of $^{85}\text{Rb}^+$ by ^{85}Rb in earlier experiments^{12,23}. It is also important to note that the maximum energy transfer in a binary elastic collision occurs for the case of equal masses. In addition from Newtonian mechanics, the transfer of energy from the light ion to the heavy atom becomes increasingly inefficient as the mass ratio increases. The essence of the experiment is that in the ideal situation with no background gas, a spatially small MOT at the precise centre of the ion trap would always cool a trapped ion via elastic collisions, irrespective of the ion-atom mass ratio. This happens because the most energetic ion-atom collisions occur preferentially at the centre of the ion trap, which always results in a reduction of the secular orbit of the ion. This is clearly demonstrated in the simulation described below.

A. Analysis of the experimental cooling

Deeper insight into the ion cooling mechanism is obtained numerically, where we use a MC algorithm, with an equation of motion solver to track how the ions collisionally cool (see Supplementary Information). The results of the simulation are presented in Fig. 3. In Fig. 3a we plot the lifetime of 30 non-interacting $^{39}\text{K}^+$ ions, evolved in the presence of an ^{85}Rb MOT whose atoms are at zero velocity and a background gas of Rb , whose velocity distribution is consistent with room temperature. As the density of the background gas decreases vis-à-vis the MOT peak density, the effective cooling rate increases, and ion survives longer. When the background density is zero, the ions are held in perpetuity and the velocity distribution they attain reflects the spatial size of the MOT, for given ion trap parameters. Fig. 3b illustrates the competition between the cooling and the heating of the ion, for the cases illustrated in Fig. 3a, and shows complete cooling in the absence of background vapour of Rb . Ion cooling for various ion-atom mass ratios is discussed in greater detail in the Supplementary section, where the cooling of ions for equal and heavier mass ions is also discussed and it is clearly shown that in all cases of different mass ratios, ions are cooled with localized and precisely centered ensembles of atoms.

IV. CONCLUSION

The reported result is a far-reaching demonstration in support of no critical mass ratio for the cooling of ions with atoms, in hybrid traps. The s-wave collision threshold for ion-atom collisions scales inversely as the square of the reduced mass, so the ability to cool lighter ions with heavy atoms implies that the s-wave limit of ~ 80 nK for $^{85}\text{Rb}^+$ and ^{85}Rb can now be raised by a factor of ~ 60 to ~ 4.7 μK for a $^6\text{Li}^+$ and ^{85}Rb , which is technically simpler and would usher the quantum regime

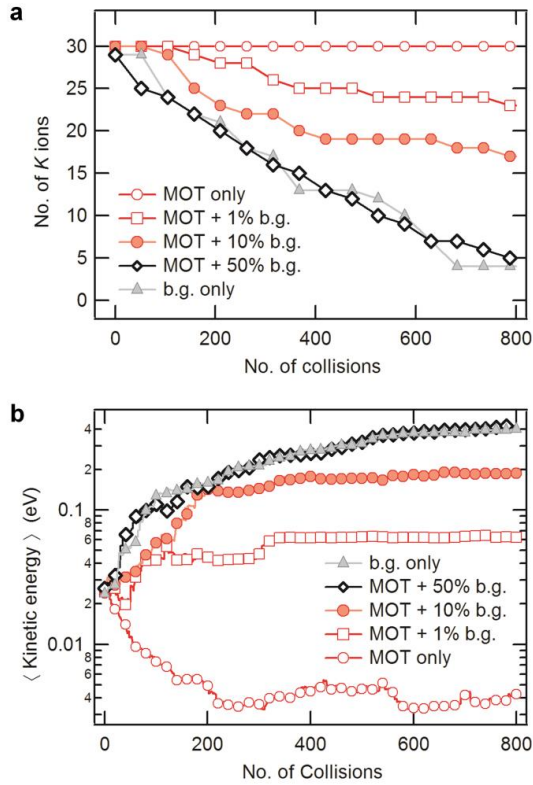


Figure 3. Lifetime and cooling simulation for $^{39}\text{K}^+$ ions. **a**, The number of surviving $^{39}\text{K}^+$ ions in the simulation as a function of the number of collisions each ion experiences is shown. The ions collide with both the background gas (b.g.) of Rb atoms and the ^{85}Rb MOT. As the background gas number density increases, the ion loss increases. This directly corresponds to the experiments in Figs. 2a and 2b. At high background pressures, the ion losses with and without MOT are the same, as seen experimentally. In **b**, we track the mean kinetic energy of the ions for the above simulations. As the background gas density is reduced, the competition between background vapour heating and MOT cooling favours cooling and therefore lowers the ion kinetic energy. For the only MOT case, the ions are cooled and the final temperature is consistent with the half width of the MOT density distribution for the given trap operating parameters.

for this versatile system. Additionally, our demonstration opens up the possibility of simultaneously trapping multiple ionic species with an ensemble of ultracold atomic gas irrespective of the mass ratio with applications in cold ion chemistry and laboratory astrophysics²⁸ with trapped protons, H_2^+ or HD^+ collisionally cooled with ^6Li .

Note added: Our results are consistent with the recent theoretical simulations of Weckesser *et al.*²⁹

METHODS

MOT details: The ^{85}Rb MOT is formed by three pairs of mutually orthogonal laser beams, each pair consisting of two counter propagating beams (Fig. 1a). Each of these beams have light at two frequencies – the cooling light that is 12 MHz red detuned from the ^{85}Rb ($5S_{1/2}, F = 3$) \rightarrow ^{85}Rb ($5P_{3/2}, F' = 4$) transition and the repumping light that is on resonance with the ^{85}Rb ($5S_{1/2}, F = 2$) \rightarrow ^{85}Rb ($5P_{3/2}, F' = 3$) transition. The total cooling (repumping)

beam power is 20 mW (1 mW) distributed equally in the six beams. With a magnetic field gradient of ~ 22 Gauss/cm a ^{85}Rb MOT with $\sim 4 \times 10^5$ ultracold ^{85}Rb atoms and a density of $\sim 10^{10} \text{ cm}^{-3}$ is formed at a typical temperature of 150 μK . The $^{39}\text{K}^+$ ions are created by photoionizing ultracold ^{39}K atoms from a ^{39}K MOT. The cooling beam for the ^{39}K MOT is ~ 35 MHz red detuned from the ^{39}K ($4S_{1/2}, F = 2$) \rightarrow ^{39}K ($4P_{3/2}, F' = 3$) transition and the repumping beam is ~ 15 MHz red detuned from the ^{39}K ($4S_{1/2}, F = 1$) \rightarrow ^{39}K ($4P_{3/2}, F' = 2$) transition. The beams for the ^{39}K MOT are combined with those for the ^{85}Rb MOT on a beam splitter and then propagate along the same direction. The two MOTs are formed at the same location. The loading of the two MOTs are independently controlled by mechanical shutters placed in the paths of the respective laser beams.

Ion trapping and detection: The optimized ion trap operation for $^{39}\text{K}^+$ ions involves applying a sinusoidal rf voltage V_{rf} of amplitude 85 V and frequency 700 kHz to the inner pair of wires (spaced by 3 mm) while the outer pair (spaced by 6 mm) is biased at -5V. At this setting, the chances of trapping $^{85}\text{Rb}^+$ ions, created for example by nRCE, is greatly reduced but still probable. The number of trapped ions is detected by applying a high voltage (360 V) pulse that extracts the ions from the ion trap and launches them along the axis of a time of flight (ToF) mass spectrometer (MS) at the end of which is the CEM. The ToF MS enables differentiation between $^{85}\text{Rb}^+$ and $^{39}\text{K}^+$ ions based on their arrival time. The above setting was used for the data reported in Fig. 2. No confirmed detection of $^{85}\text{Rb}^+$ ions could be made suggesting low rates of nRCE. The experiments were also repeated after lowering the amplitude of the rf voltage to 69 V, a setting at which $^{85}\text{Rb}^+$ cannot be trapped at all but $^{39}\text{K}^+$ ions can still be trapped efficiently. The cooling of $^{39}\text{K}^+$ ions by ^{85}Rb atoms was observed even at the altered setting.

CONTRIBUTIONS

* S.D. and R.S. contributed equally

The experiment was conceptualized by S.D. and S.A.R.; designed and implemented by S.D. and R.S. S.D. and R.S. performed the measurements and analysed the data, overseen by S.A.R. The MC simulations were performed and tabulated by R.S. and overseen by S.A.R. All authors discussed the results and participated in the writing and discussion of the manuscript.

Correspondence may be directed to S.D. (sourav@rri.res.in, sourav.dutta.mr@gmail.com), R.S. (rahuls@rri.res.in) or S.A.R. (sarangwala@rri.res.in).

ACKNOWLEDGEMENTS

We thank Tridib Ray, S. Jyothi and Arijit Sharma for the development of the experimental apparatus and techniques; M. Ibrahim for developing Fig. 1a. The MC collision codes are modified versions of the codes created by K. Ravi. S.D. acknowledges support from the Department of Science and Technology (DST) in the form of the DST INSPIRE Faculty Award.

REFERENCES

- Paul, W. Nobel lecture: Electromagnetic traps for charged and neutral particles. *Rev. Mod. Phys.* **62**, 531–540 (1990).
- Wineland, D. J., Drullinger, R. E. & Walls, F. L. Radiation-Pressure Cooling of Bound Resonant Absorbers. *Phys. Rev. Lett.* **40**, 1639–1642 (1978).
- Phillips, W. D. Nobel Lecture : Laser cooling and trapping of neutral atoms. *Rev. Mod. Phys.* **70**, 721–741 (1998).
- Ludlow, A. D., Boyd, M. M., Ye, J., Peik, E. & Schmidt, P. O. Optical atomic clocks. *Rev. Mod. Phys.* **87**, 637–701 (2015).
- Bloch, I., Dalibard, J. & Zwirger, W. Many-body physics with ultracold gases. *Rev. Mod. Phys.* **80**, 885–964 (2008).
- Smith, W. W., Makarov, O. P. & Lin, J. Cold ion-neutral collisions in a hybrid trap. *J. Mod. Opt.* **52**, 2253–2260 (2005).
- Grier, A. T., Cetina, M., Oručević, F. & Vuletić, V. Observation of Cold Collisions between Trapped Ions and Trapped Atoms. *Phys. Rev. Lett.* **102**, 223201 (2009).
- Zipkes, C., Palzer, S., Sias, C. & Köhl, M. A trapped single ion inside a Bose-Einstein condensate. *Nature* **464**, 388–391 (2010).
- Schmid, S., Härter, A. & Denschlag, J. H. Dynamics of a Cold Trapped Ion in a Bose-Einstein Condensate. *Phys. Rev. Lett.* **105**, 133202 (2010).
- Rellergert, W. G. *et al.* Measurement of a Large Chemical Reaction Rate between Ultracold Closed-Shell ^{40}Ca Atoms and Open-Shell $^{174}\text{Yb}^+$ Ions Held in a Hybrid Atom-Ion Trap. *Phys. Rev. Lett.* **107**, 243201 (2011).
- Hall, F. H. J., Aymar, M., Bouloufa-Maafa, N., Dulieu, O. & Willitsch, S. Light-Assisted Ion-Neutral Reactive Processes in the Cold Regime: Radiative Molecule Formation versus Charge Exchange. *Phys. Rev. Lett.* **107**, 243202 (2011).
- Ravi, K., Lee, S., Sharma, A., Werth, G. & Rangwala, S. A. Cooling and stabilization by collisions in a mixed ion-atom system. *Nat. Commun.* **3**, 1126 (2012).
- Sivarajah, I., Goodman, D. S., Wells, J. E., Narducci, F. A. & Smith, W. W. Evidence of sympathetic cooling of Na^+ ions by a Na magneto-optical trap in a hybrid trap. *Phys. Rev. A* **86**, 063419 (2012).
- Hansen, A. K. *et al.* Efficient rotational cooling of Coulomb-crystallized molecular ions by a helium buffer gas. *Nature* **508**, 76–79 (2014).
- De Voe, R. G. Power-Law Distributions for a Trapped Ion Interacting with a Classical Buffer Gas. *Phys. Rev. Lett.* **102**, 063001 (2009).
- Zipkes, C., Ratschbacher, L., Sias, C. & Köhl, M. Kinetics of a single trapped ion in an ultracold buffer gas. *New J. Phys.* **13**, 053020 (2011).
- Chen, K., Sullivan, S. T. & Hudson, E. R. Neutral Gas Sympathetic Cooling of an Ion in a Paul Trap. *Phys. Rev. Lett.* **112**, 143009 (2014).
- Major, F. G., Gheorghie, V. N. & Werth, G. *Charged Particle Traps*. (Springer-Verlag Berlin Heidelberg, 2005).
- Major, F. G. & Dehmelt, H. G. Exchange-collision technique for the rf spectroscopy of stored ions. *Phys. Rev.* **170**, 91–107 (1968).
- Ravi, K., Lee, S., Sharma, A., Werth, G. & Rangwala, S. A. Combined ion and atom trap for low temperature ion-atom physics. *Appl. Phys. B* **107**, 971–981 (2012).
- Haze, S., Hata, S., Fujinaga, M. & Mukaiyama, T. Observation of elastic collisions between lithium atoms and calcium ions. *Phys. Rev. A* **87**, 052715 (2013).
- Blaum, K. High-accuracy mass spectrometry with stored ions. *Phys. Rep.* **425**, 1–78 (2006).
- Ray, T., Jyothi, S., Ram, N. B. & Rangwala, S. A. A thin wire ion trap to study ion-atom collisions built within a Fabry-Perot cavity. *Appl. Phys. B* **114**, 267–273 (2014).
- Jyothi, S., Ray, T. & Rangwala, S. A. Phase-sensitive radial extraction and mass spectrometry of trapped ions in a compact geometry. *Appl. Phys. B* **118**, 131–138 (2015).
- Jyothi, S., Ray, T., Ram, N. B. & Rangwala, S. A. in *Ion Traps for Tomorrow's Applications* 269 – 278 (2015). doi:10.3254/978-1-61499-526-5-269
- Cote, R. & Dalgarno, A. Ultracold atom-ion collisions. *Phys. Rev. A* **62**, 012709 (2000).
- Yan, L. L. *et al.* Charge transfer and association of Na^+ with ^{87}Rb atoms from extremely low to intermediate energies. *Phys. Rev. A* **88**, 012709 (2013).
- Blythe, P., Roth, B., Fröhlich, U., Wenz, H. & Schiller, S. Production of Ultracold Trapped Molecular Hydrogen Ions. *Phys. Rev. Lett.* **95**, 183002 (2005).
- Weckesser, P., Höltkemeier, B., López-Carrera, H., Weidemüller, M. Buffer-gas cooling of ions in a multipole radio frequency trap beyond the critical mass ratio. *arXiv*: 1505:06909 (2015).

SUPPLEMENTARY INFORMATION

SIMULATION METHODS AND RESULTS

In order to study the effect of collisions on the trajectory, kinetic energy and the survival probability of an ion in the ion trap we use Monte Carlo method to simulate, in Mathematica, the dynamics of the ion. The static electric field profile of the modified spherical Paul trap is calculated in SIMION^{1,2}. This field profile is imported into Mathematica, converted into a time dependent potential by appropriate use of the superposition principle, and used in the Monte Carlo simulation. We evolve the trajectory of a single ion in the ion trap and introduce instantaneous collisions in between successive evolutions of the ion. The code is a faithful representation of the conceptual framework for multiple scattering of ions by atoms, and is adapted from the simulations in Ravi *et al.*³ with two major differences: (i) the charge exchange collisions are dropped i.e. only elastic collisions are considered, and (ii) collision with a uniform density background gas is also included.

At the start of the simulation the ion is stationary, which represents the creation of an ion from a MOT with negligible initial kinetic energy, and its position is chosen randomly within a sphere of radius 1 mm that is co-centric with the ion trap. To incorporate the effect of collisions with MOT atoms we introduce a collision probability that has the same spatial profile as the atomic density profile, namely a Gaussian density distribution with FWHM ~ 0.236 mm, co-centred with the ion trap. In addition, the effect of background atomic gas (*Rb* as in the experiment) is incorporated by allowing for collision everywhere within the ion trap. The probability of colliding with background gas, as opposed to colliding with the MOT atoms, depends on the relative density of the background gas with respect to the local density of the MOT. When the ion collides with a background gas atom, the velocity of the colliding atom is randomly chosen from a Maxwell-Boltzmann distribution at the temperature of 300 K. The velocity of the atom in the MOT is taken to be zero (since the velocity of a cold atom is much lower than the typical velocities of the ions). The time when it is decided to have a collision is taken from a Poisson distribution with a mean corresponding to 20 rf cycles which is greater than the time period of the ion's secular motion (the largest time scale of ion trap). The ion is then evolved for 20 rf cycles and the position of collision is chosen randomly with the weight of the *total* density distribution of the atoms. After each collision, the ion's evolution in the trap starts from the same position but with a different velocity determined by the kinematics of the collision^{3,4}. We monitor the kinetic energy (K.E.) of the ion till the time it remains in the ion trap. The ion temperature is recovered from the mean K.E. and the equipartition theorem. We evolve 30 such instances (which corresponds well to the total number of ions loaded in the ion trap in the experiment) to observe the average effect with different initial conditions. The mean K.E. between two successive collisions is averaged over the 30 instances to monitor the effects of collisions on the

ion temperature. In the simulation, the position of the ion is also monitored. If the ion goes beyond the ion trap region, the ion evolution is halted and the ion is assumed to be lost. The trap extends approximately 4 mm in *x*, *y* and *z* directions.

The above mentioned simulation was done with three different ions: $^{39}\text{K}^+$, $^{85}\text{Rb}^+$ and $^{133}\text{Cs}^+$ in a gas of ^{85}Rb atoms. These three cases correspond to different atom-ion mass ratios. The ratios are $m_{at}/m_i = 2.179$, 1 and

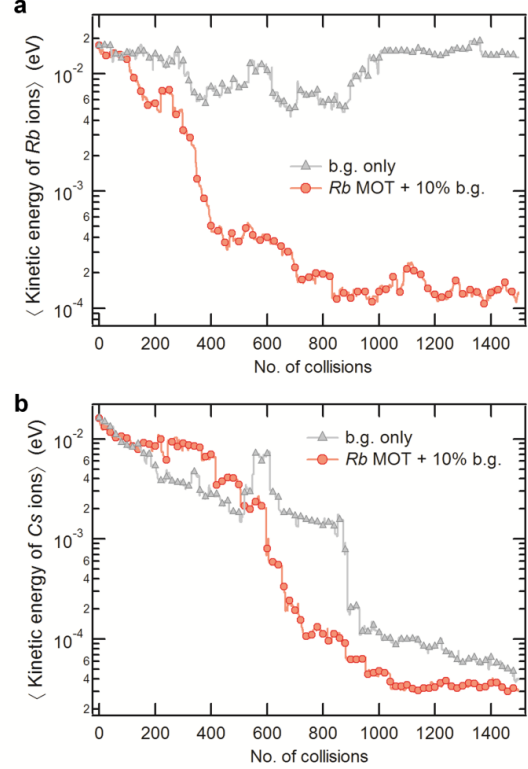


Figure 1S. Collisional cooling for all mass ratios. **a**, The mean kinetic energy of trapped $^{85}\text{Rb}^+$ ions as a function of number of collisions with equal mass ^{85}Rb atoms. Triangles represent the case when collision with background gas (b.g.) alone is considered. Circles represent the case when collisions with both ^{85}Rb MOT atoms and b.g. are considered. No net change in mean K.E. is seen when b.g. alone is considered, consistent with the original theory by Major and Dehmelt⁵ for $m_{at} = m_i$. The addition of the ^{85}Rb MOT, i.e. a localized atomic density at the center of the ion trap, results in a decrease of the mean K.E. suggesting a decrease in the temperature of trapped $^{85}\text{Rb}^+$ ions. **b**, The mean K.E. of trapped $^{133}\text{Cs}^+$ ions as a function of number of collisions with lighter ^{85}Rb atoms. Triangles represent the case when collision with background gas (b.g.) alone is considered. Circles represent the case when collisions with both ^{85}Rb MOT atoms and b.g. are considered. A net decrease in the mean K.E. is seen in both cases. The case with b.g. only is consistent with the original theory by Major and Dehmelt⁵ for $m_{at} < m_i$. The addition of the ^{85}Rb MOT increases the rate at which the mean K.E. decreases, suggesting a faster rate of cooling of the trapped $^{133}\text{Cs}^+$ ions and a lower final temperature. It is noteworthy that in both cases **a** and **b** above, the simulation also shows that a trapped ion never escapes the ion trap.

0.639, corresponding to low, equal and high mass of the ion with respect to the colliding atom. In all these cases, the ^{85}Rb MOT is assumed to have a Gaussian density distribution with FWHM = 0.236 mm and the relative probability of colliding with background gas (b.g.) is 0.1 (i.e. 10%). In Fig. 1S below, we show the results for $^{85}\text{Rb}^+$ and $^{133}\text{Cs}^+$ ions. The results for $^{39}\text{K}^+$ ions are shown in Fig. 2S below and in Fig. 3 of the main manuscript.

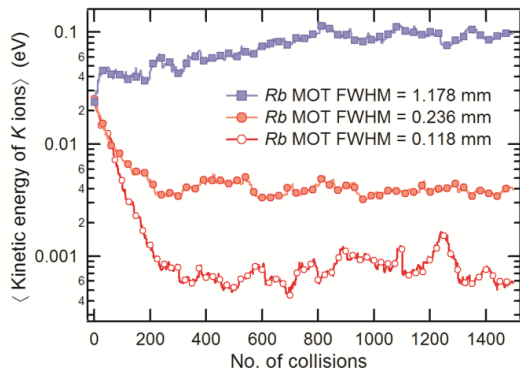


Figure 2S. Effect of MOT size on the temperature of trapped $^{39}\text{K}^+$ ions. The mean K.E. of trapped $^{39}\text{K}^+$ ions as a function of the number of collisions with heavier ^{85}Rb MOT atoms is shown for three different sizes of the ^{85}Rb MOT. Background gas collisions are completely neglected. Beyond a critical MOT size, a net increase in the mean K.E. is seen (filled squares). This is explained since the limiting case, that of infinite MOT size, is expected to be consistent with Major and Dehmelt's theory⁵ of ion heating when $m_{at} > m_i$. Smaller MOTs, shown as filled and open circles, enable faster rate of decreases of mean K.E. and result in lower final temperatures of the trapped ions. The final temperature is consistent with the half width of the MOT density distribution for the given trap operating parameters.

SUPPLEMENTARY REFERENCES

1. Ray, T., Jyothi, S., Ram, N. B. & Rangwala, S. A. A thin wire ion trap to study ion-atom collisions built within a Fabry-Perot cavity. *Appl. Phys. B* **114**, 267–273 (2014).
2. Jyothi, S., Ray, T., Ram, N. B. & Rangwala, S. A. in *Ion Traps for Tomorrow's Applications* 269 – 278 (2015). doi:10.3254/978-1-61499-526-5-269
3. Ravi, K., Lee, S., Sharma, A., Werth, G. & Rangwala, S. A. Cooling and stabilization by collisions in a mixed ion-atom system. *Nat. Commun.* **3**, 1126 (2012).
4. McDaniel, E. W. *Collision Phenomena In Ionized Gases*. (John Wiley and Sons, 1964).
5. Major, F. G. & Dehmelt, H. G. Exchange-collision technique for the rf spectroscopy of stored ions. *Phys. Rev.* **170**, 91–107 (1968).