

MARCH 6, 2022

IMPLICATIONS OF THE ABSENCE OF HIGH-MASS RADION SIGNALS

Aqeel Ahmed,^a Barry M. Dillon,^b Bohdan Grzadkowski,^a
John F. Gunion,^c and Yun Jiang^d

^a*Faculty of Physics, University of Warsaw, Pasteura 5, 02-093 Warsaw, Poland*

^b*Department of Physics and Astronomy, University of Sussex, BN1 9QH Brighton, U.K.*

^c*Department of Physics, University of California, Davis, CA 95616, U.S.A.*

^d*NBIA and Discovery Center, Niels Bohr Institute, University of Copenhagen,
Blegdamsvej 17, DK-2100, Copenhagen, Denmark*

aqeel.ahmed@fuw.edu.pl, b.dillon@sussex.ac.uk, bohdan.grzadkowski@fuw.edu.pl,
gunion@physics.ucdavis.edu, yunjiang@nbi.ku.dk

ABSTRACT: Given the disappearance of the 750 GeV di-photon LHC signal and the absence of signals at high mass in this and other channels, significant constraints on the mixed Higgs-radion of the five-dimensional Randall-Sundrum model arise. By combining all channels, these constraints place a significant radion-mass-dependent lower bound on the radion vacuum expectation value that is fairly independent of the amount of Higgs radion mixing.

KEYWORDS: Beyond Standard Model, Warped Extra Dimensions, Higgs-Radion Phenomenology

Contents

1	Introduction	1
2	Realistic Higgs-radion of RS model	2
3	Phenomenology of the Higgs-radion	5
3.1	Bounds from EWPO	5
3.2	Cross section and branching ratio computations	7
3.3	Radion signal in the $\gamma\gamma$ channel	8
3.4	Radion couplings near the conformal limit	9
3.5	Other final states	13
3.6	Limits on Λ_ϕ	15
4	Conclusions	17
A	Experimental bounds	19

1 Introduction

The most recent ATLAS and CMS data place an upper bound on the cross section for production of a heavy spin-0 resonance as a function of mass in a variety of channels, including $\gamma\gamma$, $Z\gamma$, $t\bar{t}$, hh , WW , ZZ and di-jet final states. In this report, we show that these upper bounds imply significant constraints on the mixed *Higgs-radion* sector of the Randall-Sundrum (RS) model [1], when choosing the Higgs-like mass eigenstate h to have $m_h = 125$ GeV and considering the radion-like mass eigenstate to have $m_\phi \geq 300$ GeV. The most important bounds near the conformal limit are those from the $\gamma\gamma$ final state whereas when significantly away from the conformal limit the strongest bounds arise from the ZZ final states.

We recall that the RS model is very attractive in that there is no hierarchy problem and economical in the sense that no non-SM extra matter is present beyond that implied by the extra-dimensional context. The possible importance of a $\phi \rightarrow \gamma\gamma$ signal was first noted in [2] with more quantitative discussion in Refs. [3–5] and [6], the latter showing the dominance of the $\phi \rightarrow \gamma\gamma, gg$ decay modes near the conformal limit in the case of $m_\phi = 500$ GeV. Aside from the earlier version of this paper, the radion/dilaton interpretation of the observed 750 GeV di-photon excess was also discussed in [7–11].

The RS model consists of one extra spatial dimension bounded by two D3-branes; this can be viewed either as a finite interval or as an S_1/Z_2 orbifold. In the limit of no back-reaction, the bulk background geometry is the anti-de Sitter (AdS) space and the spectrum contains a massless radion. It has been shown that the Goldberger-Wise mechanism is successful both in stabilizing the size of the inter-brane distance in this

model and in giving the radion a mass [12, 13]. In this work we will consider an effective theory where the radion is massive. In the notation of Refs. [3, 4, 6] the five-dimensional (5D) metric has the following form,

$$ds^2 = e^{-2kb_0|y|} \eta_{\mu\nu} dx^\mu dx^\nu - b_0^2 dy^2, \quad (1.1)$$

where k is the curvature of the 5D geometry, b_0 is a length parameter for the 5th dimension that is not determined by the action, and $-1/2 \leq y \leq 1/2$. For the model considered here, $\frac{1}{2}kb_0 \sim 35$, as appropriate if the RS model is to constitute a full solution to the hierarchy problem. The fluctuation of the 55-component associated with b_0 is referred to as the radion, $\phi_0(x)$.

The outline of our paper is as follows. In Sec. 2 we describe the specific Higgs-radion mixing model that we consider to be particularly strongly motivated. We present a complete phenomenological analysis of this Higgs-radion model in Sec. 3, and, in particular, use the most recent experimental data to constrain its crucial parameters for the radion mass range $m_\phi = [300 - 1000]$ GeV. We conclude this report in Sec. 4. In Appendix A we collect all the experimental results from ATLAS and CMS (run-1 and run-2) which are employed in this work.

2 Realistic Higgs-radion of RS model

The literature on radion models is extensive, but mainly falls into three model categories – namely those with: the SM on the IR brane [14]; the SM in the bulk but the Higgs doublet on the IR brane [5, 6, 15]; or the full SM (including the Higgs doublet) in the bulk [16]. Here, we consider a “mixed” model in which the Higgs doublet, the $t_{L,R}$ and the b_L are localized on the IR brane while the remaining SM fields (including especially the gauge bosons) are in the bulk. We also assume a local bulk custodial symmetry [17] of $SU(2)_L \times SU(2)_R \times U(1)_X$, where the $SU(2)_R \times U(1)_X$ fields are broken to $U(1)_Y$ on the UV brane, such that $Y = T_R^3 + X$. This custodial symmetry allows us to obtain a lower scale for the new physics resonances (KK-modes) without violating bounds coming from the electroweak precision observables (EWPO).

Within the above setup we will allow for a Higgs-gravity coupling, $\xi \mathcal{R}_4 H^\dagger H$ [2], localized on the IR brane, where ξ is a dimensionless parameter and \mathcal{R}_4 is the four-dimensional (4D) Ricci scalar coming from the induced metric on the IR brane. This results in the following 4D effective Lagrangian for the scalar sector, (see [4])

$$\mathcal{L}_{\text{eff}} = \frac{1}{2}(\partial_\mu \phi_0)^2 - \frac{1}{2}m_{\phi_0}^2 \phi_0^2 - 6\xi \Omega \square \Omega H^\dagger H + |D_\mu H|^2 - \Omega^4 V(H), \quad (2.1)$$

where ϕ_0 is the (unmixed) radion field and m_{ϕ_0} its bare mass. Above, $\Omega(\phi_0) \equiv 1 - \ell \phi_0/v_0$, where

$$\ell \equiv \frac{v_0}{\Lambda_\phi}, \quad (2.2)$$

with $v_0 = 246$ GeV and $\Lambda_\phi \equiv \sqrt{6}M_{\text{Pl}}e^{-kb_0/2}$ is the vacuum expectation value (VEV) of the radion field. As we will show below, phenomenological constraints make it difficult to accommodate $\Lambda_\phi \lesssim 2.5$ TeV, implying that ℓ is limited to $\ell \lesssim 1/10$.¹

We note that this setup neglects the effects of the back-reaction due to the stabilization mechanism upon the metric which could, in principle, cause deformations to the AdS_5 space (corresponding to explicit breaking of the conformal symmetry). The concern would then be that the suppression of the radion's coupling to the longitudinal modes of the weak gauge boson near the conformal limit ($\xi = 1/6$), as needed for a maximal branching fraction for decay of the radion to $\gamma\gamma$, might be reduced. This issue deserves further detailed dedicated study. For now we note that [13] and [14] have shown that the back-reaction on the metric is indeed negligible in certain cases in the absence of Higgs-radion mixing. For phenomenological purposes, a small shift in the values of ξ corresponding to maximal suppression of the WW and ZZ final states will not significantly affect our results, other final states such as hh and $t\bar{t}$ being of greater importance.

Proceeding, we next rewrite the above Higgs-radion Lagrangian at the quadratic level as

$$\mathcal{L}_{\text{eff}}^{(2)} = -\frac{1}{2}(1 + 6\xi\ell^2)\phi_0\Box\phi_0 - \frac{1}{2}m_{\phi_0}^2\phi_0^2 + 6\xi\ell h_0\Box\phi_0 - \frac{1}{2}h_0\Box h_0 - \frac{1}{2}m_{h_0}^2h_0^2, \quad (2.3)$$

where h_0 is the neutral scalar of the Higgs doublet H , and $m_{h_0} \equiv \sqrt{2\lambda}v_0$ is the bare Higgs mass. In the above Lagrangian the ξ term that mixes the Higgs and the radion can be removed by rotating the scalar fields into the mass eigenstate basis,

$$\begin{pmatrix} \phi_0 \\ h_0 \end{pmatrix} = \begin{pmatrix} -a & -b \\ c & d \end{pmatrix} \begin{pmatrix} \phi \\ h \end{pmatrix}, \quad (2.4)$$

where

$$a = -\cos\theta/Z, \quad b = \sin\theta/Z, \quad c = \sin\theta + t\cos\theta, \quad d = \cos\theta - t\sin\theta, \quad (2.5)$$

with $t \equiv 6\xi\ell/Z$, $Z^2 \equiv 1 + 6\xi\ell^2(1 - 6\xi)$ and

$$\tan 2\theta = \frac{12\xi\ell Z m_{h_0}^2}{m_{\phi_0}^2 - m_{h_0}^2(Z^2 - 36\xi^2\ell^2)}. \quad (2.6)$$

As noted earlier, the $\gamma\gamma$ final state is of particular importance for constraining the model when ξ is near the conformal limit of $\xi = 1/6$. Thus, we will be providing some details regarding this limit. In particular, some expansions will be useful. For now, given that $\ell \lesssim 1/10$ for the $\Lambda_\phi \gtrsim 2.5$ TeV range of interest, we note that for a large range of ξ values, including values near the $\xi = 1/6$ conformal limit, it is legitimate to expand

¹We note that a positive definite kinetic energy for the radion requires

$$\frac{1}{12} \left(1 - \sqrt{1 + \frac{4}{\ell^2}} \right) \leq \xi \leq \frac{1}{12} \left(1 + \sqrt{1 + \frac{4}{\ell^2}} \right),$$

which is satisfied for a broad range ξ (including the conformal limit $\xi = 1/6$) for $\ell \lesssim 1/10$.

Eq. (2.6) in powers of ℓ and express the result in terms of the physical mass parameters, m_h and m_ϕ :

$$\tan 2\theta = \frac{12\xi\ell m_{h_0}^2}{Z(m_\phi^2 + m_h^2 - 2m_{h_0}^2)} \simeq 12\xi\ell \left(\frac{m_h}{m_\phi}\right)^2 [1 - 3\xi(1 - 6\xi)\ell^2] + \dots, \quad (2.7)$$

where the ellipsis stands for terms which are quite small for $m_\phi \geq 300$ GeV and $\Lambda_\phi \gtrsim 2.5$ TeV². Note that for $\xi = 1/6$ and $\ell \lesssim 1/10$ one obtains $\theta \simeq \ell(m_h/m_\phi)^2 \lesssim 1/60$ for $m_\phi \geq 300$ GeV.

The most relevant radion couplings are summarized in Fig. 1. There, we have included the “anomalous” couplings of the radion to WW , ZZ and $Z\gamma$ along with the standard “anomalous” couplings of the radion to gg and $\gamma\gamma$. The former ones have been neglected in past studies (see for example Refs. [3], [15] and [6]) relative to tree-level couplings proportional to m_V^2 (existing for the ZZ and WW cases). For ξ values near the conformal limit, these latter are significantly suppressed and the anomalous couplings may have substantial impact. The κ_V terms and the non-SM tensor structures in the WW and ZZ vertices are both due to the vector bosons being present in the bulk and were first summarized in [15], see also [6]. Of course, all these couplings involving the W and Z are obtained assuming they acquire their masses from the brane-localized Higgs vev. Note that even though the brane contributions to ϕVV are suppressed towards the conformal point (so that anomalous terms might be relevant), there are also large bulk contributions $\propto \kappa_V$ which remain unsuppressed. Therefore one can safely conclude that the anomalous contributions are relevant only for the ϕgg , $\phi\gamma\gamma$ and $\phi Z\gamma$ vertices.

For the present paper, the most important point to note from the earlier studies, see e.g. [2–6], is that the coupling of the radion to the trace of the energy momentum tensor leads to the existence of a special choice of ξ where the radion’s couplings to SM particles that live on or close to the IR brane are suppressed while the $\phi\gamma\gamma$, $\phi Z\gamma$ and ϕgg couplings have extra “anomalous” contributions that are not suppressed. As a result, for this special choice of ξ it is possible for the radion to be strongly produced by gg fusion with primary decay to gg (a di-jet final state) but also with significant branching ratio for decay to $\gamma\gamma$ and $Z\gamma$. Strikingly, the special choice of ξ for which this situation arises when $m_\phi \gg m_h$ is close to the conformal limit of $\xi = 1/6 \simeq 0.167$. For example, the t_L , t_R and b_L (presumed to be localized on the IR brane) have couplings to the radion that are proportional to g_ϕ (defined in Fig. 1) which vanishes at $\xi \sim 0.162$ for small ℓ if $m_h = 125$ GeV and $m_\phi = 750$ GeV. For larger m_ϕ values, the value of ξ for which g_ϕ vanishes approaches $1/6$ while for $m_\phi = 300$ GeV it is close to 0.142. In contrast, the WW , ZZ couplings have additional terms not proportional to g_ϕ as a result of their propagation in the bulk. Consequently, as discussed later, the ϕWW and ϕZZ couplings never actually vanish, but have minimum values at slightly lower values of ξ . The locations of these minima approach the value of ξ where $g_\phi = 0$ as the mass of the first KK-gluon excitation, m_1^g , increases in magnitude.

²Although this expansion will be useful in later discussions, to get precise results we employ the exact computation outlined in [3].

$$\begin{aligned}
& \text{W boson: } i g m_W (g_{h,\phi} - g_{h,\phi}^r \kappa_W) \left[\eta^{\mu\nu} - 2 g_{h,\phi}^W (\eta^{\mu\nu} k_1 \cdot k_2 - k_1^\nu k_2^\mu) \right] \\
& \text{Z boson: } i g \frac{m_Z}{\cos \theta_W} (g_{h,\phi} - g_{h,\phi}^r \kappa_Z) \left[\eta^{\mu\nu} - 2 g_{h,\phi}^Z (\eta^{\mu\nu} k_1 \cdot k_2 - k_1^\nu k_2^\mu) \right] \\
& \text{Photon: } \frac{i \alpha}{2 \pi v_0} \left[g_{h,\phi}^r \left(b_2 + b_Y + \frac{4 \pi}{\alpha_s k b_0} \right) - g_{h,\phi} \left(\sum_i e_i^2 N_c^i F_{1/2} + F_1 \right) \right] (\eta^{\mu\nu} k_1 \cdot k_2 - k_1^\nu k_2^\mu) \\
& \text{Z and Photon: } \frac{i \alpha}{2 \pi v_0} \left[2 g_{h,\phi}^r \left(\frac{b_2}{\tan \theta_W} - b_Y \tan \theta_W \right) - g_{h,\phi} (A_F + A_W) \right] (\eta^{\mu\nu} k_1 \cdot k_2 - k_1^\nu k_2^\mu) \\
& \text{Gluon and bottom quark: } i \delta^{ab} \frac{\alpha_s}{4 \pi v_0} \left[2 g_{h,\phi}^r \left(b_3 + \frac{4 \pi}{\alpha_s k b_0} \right) - g_{h,\phi} \sum_i F_{1/2} \right] (\eta^{\mu\nu} k_1 \cdot k_2 - k_1^\nu k_2^\mu) \\
& \text{Fermion triangle loop: } -i \frac{g}{2} \frac{m_f}{m_W} g_{h,\phi} \quad \left| \quad \begin{aligned} & \text{where } g_h \equiv (d + \ell b), \quad g_\phi \equiv (c + \ell a), \quad g_h^r \equiv \ell b, \quad g_\phi^r \equiv \ell a, \\ & \kappa_V \equiv \frac{3 m_V^2 k b_0}{2 \Lambda_\phi^2 (k/M_{Pl})^2}, \quad g_{h,\phi}^V \equiv \frac{g_{h,\phi}^r}{(g_{h,\phi} - \kappa_V g_{h,\phi}^r) m_V^2} \left(\frac{1}{2 k b_0} + g_V^{\text{anom}} \right) \\ & g_W^{\text{anom}} \equiv \frac{\alpha}{8 \pi \sin^2 \theta_W}, \quad g_Z^{\text{anom}} \equiv \frac{\alpha}{8 \pi} \left(\frac{b_2}{\tan^2 \theta_W} + b_Y \tan^2 \theta_W \right) \\ & b_2 = 19/6, \quad b_Y = -41/6, \quad b_3 = 7, \quad \theta_W : \text{Weinberg angle} \end{aligned} \right.
\end{aligned}$$

Figure 1: Feynman rules for the SM particles couplings with the Higgs $h(x)$ and the radion $\phi(x)$ (the complete list can be found in Refs. [3, 6]). The triangle loop functions $F_{1/2}$, F_1 , A_F and A_W are given in Ref. [18].

3 Phenomenology of the Higgs-radion

3.1 Bounds from EWPO

Apart from the mixing, the strength of the couplings between the radion and SM fields is controlled by the scale Λ_ϕ , k/M_{Pl} and $\frac{1}{2} k b_0 = \ln(\sqrt{6} M_{Pl}/\Lambda_\phi) \sim 35$ (see below Eq. (1.1)). However, important constraints on the phenomenology of the model arise from the relation of the first KK-gluon mass m_1^g to Λ_ϕ and k/M_{Pl} :

$$m_1^g = \frac{x_1^g}{\sqrt{6}} \frac{k}{M_{Pl}} \Lambda_\phi, \quad (3.1)$$

where $x_1^g \simeq 2.45$ is the 1st zero of an appropriate Bessel function [3]. Direct bounds from the LHC on m_1^g are typically ~ 3 TeV [19, 20]. Bounds on m_1^g from electroweak precision observations (EWPO) are rather model dependent. A value of m_1^g as low as 3 TeV is possible for the model we employ in which the gauge fields (including, especially, the W and Z) propagate in the bulk and a bulk $SU(2)_L \times SU(2)_R \times U(1)_X$ symmetry is present.

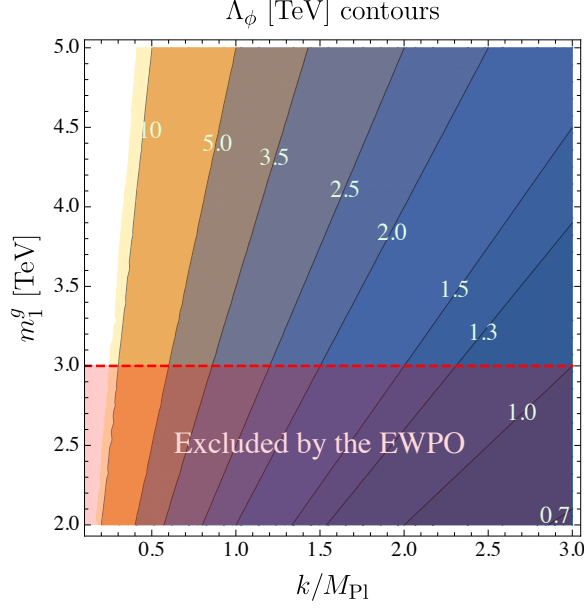


Figure 2: Correlation between m_1^g and k/M_{Pl} for different contours of Λ_ϕ (in the unit of TeV). The region below $m_1^g = 3$ TeV (dashed-red line) is excluded by the EWPO.

In Fig. 2 we show the contours of Λ_ϕ in the $(m_1^g, k/M_{\text{Pl}})$ plane, where the region below $m_1^g = 3$ TeV (dashed-red line) is excluded by EWPO. The ratio k/M_{Pl} is often assumed to be small. However, in Ref. [21] it is pointed out that the higher curvature terms are suppressed by powers of R_5/Λ^2 rather than R_5/M_*^2 , where Λ is the scale at which the 5D gravity theory becomes strongly coupled, M_* is the 5D Planck mass and $R_5 = 20k^2$ is the 5D Ricci scalar. We also recall that the 4D Planck mass M_{Pl} is related to M_* by $M_{\text{Pl}}^2 = M_*^2/k$. The crucial point is that Λ could be significantly larger than the 5D Planck mass M_* while still having a relatively small value for the expansion parameter R_5/Λ^2 . For instance, Naive Dimensional Analysis (NDA) gives an estimate $\Lambda \sim 2\sqrt[3]{3\pi}M_*$. With this observation one finds that the ratio k/M_{Pl} would only have to be ≤ 3 for $R_5/\Lambda^2 < 1$, for which there is no need to invoke higher order gravity terms.

The implications for potential observation of a Higgs-radion signal at colliders are the following. The signal strengths in the various observable channels decrease with Λ_ϕ^{-2} (since the couplings of ϕ to possible initial states scale as Λ_ϕ^{-1} while the branching ratios for ϕ decay to a given final state are roughly independent of Λ_ϕ). As we will see, the current absence of signals implies a fairly significant m_ϕ -dependent lower bound on Λ_ϕ , roughly $\Lambda_\phi \gtrsim 2.5$ TeV at large m_ϕ , increasing to larger values at smaller m_ϕ . From Fig. 2, we observe that for a fixed value of Λ_ϕ a larger m_1^g requires a larger value of k/M_{Pl} to achieve this particular value of Λ_ϕ — taking the example of $\Lambda_\phi = 2.5$ TeV, for $m_1^g > 3$ TeV we would need $k/M_{\text{Pl}} \gtrsim 1.2$, whereas for $m_1^g > 5$ TeV $k/M_{\text{Pl}} \gtrsim 2$ is required. Thus, if the bound on m_1^g increases then the minimum value of k/M_{Pl} must increase in order to achieve a given value of Λ_ϕ . Should the LHC eventually set a direct lower bound of $m_1^g > 10$ TeV, and if we take the maximum value allowed for k/M_{Pl} to be 3, then Λ_ϕ cannot be smaller than about 3.3 TeV. We will see that at lower $m_\phi \sim 300$ GeV, direct searches for a radion signal already exclude such a low value of Λ_ϕ whereas at high $m_\phi \gtrsim 500$ GeV values of Λ_ϕ

somewhat below 3.3 TeV are still allowed by current data. Thus, there is a complementarity between LHC searches for the first excited gluon and for a radion signal.

Returning to the bound on m_1^g coming from EWPO, we recall that without a bulk custodial symmetry, the S and T parameters both receive large contributions from the mixing of SM gauge bosons with KK gauge bosons [17, 22–24]. These contributions to the S and T parameters decrease in size as m_1^g increases. In practice, the strongest constraint arises from the T parameter, yielding a lower bound on m_1^g of ~ 10 TeV. To weaken this bound, one can first consider imposing a custodial $SU(2)_R$ bulk symmetry. In this case, the contributions to T from KK gauge mixing vanish, but those to S remain unchanged, implying an even larger lower bound on m_1^g . However, if we break the $SU(2)_R$ symmetry slightly, then the T parameter can be tuned to “match” the S parameter so as to remain within the 95% CL LEP S – T ellipse provided $m_1^g \gtrsim 3$ TeV. It is also important to comment here that the above mentioned custodial symmetry, which keeps the S and T -parameters within the experimental bounds, also protects the $Z\bar{b}b$ vertex from receiving large corrections, see for instance Ref. [25]. Finally, corrections to S and T -parameters due to ϕVV and $\phi\phi VV$ couplings must be considered. However, these are adequately suppressed so long as current experimental limits on the cross section for radion production and decay to vector bosons are obeyed (as will be the case for our model). Thus, it is appropriate to explore the Higgs-radion approach for a lower bound on m_1^g of order 3–5 TeV.

3.2 Cross section and branching ratio computations

We provide here a few details about our procedures for computing the cross sections and branching ratios for the radion. The cross-sections for different initial and final states are given by:

$$\sigma(YY \rightarrow \phi \rightarrow XX) = \sigma^{\text{SM}}(YY \rightarrow h)|_{m_h=m_\phi} \mathcal{C}_{\phi YY}^2 \text{Br}(\phi \rightarrow XX), \quad (3.2)$$

where $\sigma^{\text{SM}}(YY \rightarrow h)$ with $YY = gg$ or VV is the Higgs-like scalar production cross-section as obtained by the Higgs Cross Section Working Group (HCWG) [26] calculated at the radion mass, and the effective couplings $\mathcal{C}_{\phi YY}$ is defined as,

$$\mathcal{C}_{\phi YY}^2 \equiv \frac{\sigma(YY \rightarrow \phi)}{\sigma^{\text{SM}}(YY \rightarrow h)|_{m_h=m_\phi}} = \frac{\Gamma(\phi \rightarrow YY)}{\Gamma^{\text{SM}}(h \rightarrow YY)|_{m_h=m_\phi}}, \quad (3.3)$$

where we obtain the SM partial decay widths $\Gamma^{\text{SM}}(h \rightarrow YY)|_{m_h=m_\phi}$ from HCWG [26] and $\Gamma(\phi \rightarrow YY)$ is obtained using the Feynman rules given in Fig. 1. As an important example, for $gg \rightarrow \phi$ one finds

$$\mathcal{C}_{\phi gg}^2 = \left| g_\phi - 2g_\phi^r \frac{b_3 + \frac{4\pi}{\alpha_s k b_0}}{\sum_i F_{1/2}} \right|^2. \quad (3.4)$$

In Fig. 3 we plot $\mathcal{C}_{\phi gg}^2$, $\mathcal{C}_{\phi ZZ}^2$ and $\mathcal{C}_{\phi WW}^2$, the effective couplings of the radion to gg , ZZ and WW , respectively. The first determines the rate for $gg \rightarrow \phi$, the main production channel, while the second and third determine the rates for $ZZ \rightarrow \phi$ and $WW \rightarrow \phi$, respectively.

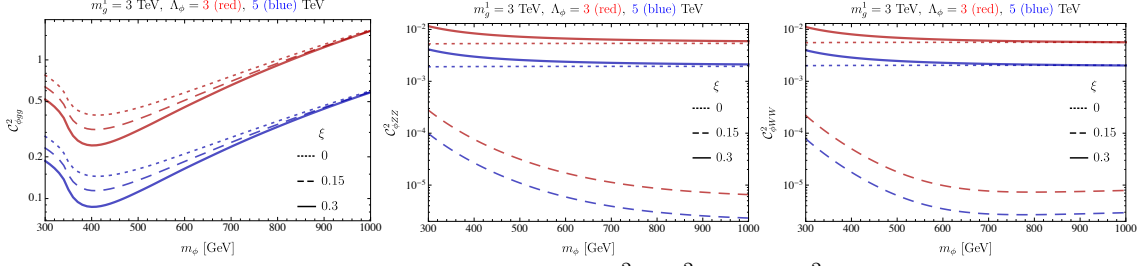


Figure 3: These plots show the m_ϕ dependence of $\mathcal{C}_{\phi gg}^2$, $\mathcal{C}_{\phi ZZ}^2$, and $\mathcal{C}_{\phi WW}^2$, the effective couplings of the radion to gg , ZZ and WW , respectively, .

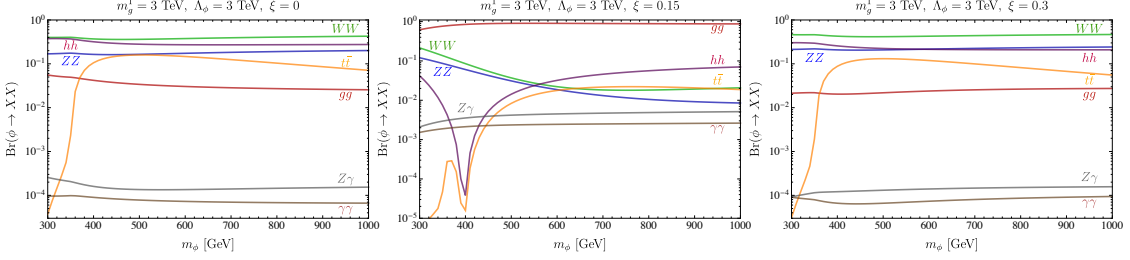


Figure 4: These plots show the branching ratios of the radion to different final states as a function of the radion mass. We consider $m_1^g = 3$ TeV and plot results for $\xi = 0, 0.15$ and 0.3 , from left to right, respectively.

In Fig. 4 we illustrate some important branching ratios of the radion for different final states as a function of the radion mass for $\xi = 0, 0.15$ and 0.3 . For a given production mode (*e.g.* gluon fusion), the relative magnitudes of these branching ratios determine the relative rates for the various final states. These plots focus on high radion masses in the interval $[300, 1000]$ GeV. Note the dramatic differences between the $\xi = 0.15$ results (*i.e.* near the conformal limit) and those for $\xi = 0$ and $\xi = 0.3$.

3.3 Radion signal in the $\gamma\gamma$ channel

The $\gamma\gamma$ channel is quite crucial in that it provides the largest potentially observable radion signal when the mixing parameter ξ is close to the conformal limit $\xi = 1/6$. Because the model is particularly attractive near the conformal limit, we will discuss the $\gamma\gamma$ channel in detail. To understand the nature of the $\gamma\gamma$ signal, let us take the example of $m_\phi = 750$ GeV. We first display in Fig. 5 the cross section $\sigma(gg \rightarrow \phi \rightarrow \gamma\gamma)$ as a function of ξ . In the left plot we fix $m_1^g = 3$ TeV and color-code according to the value of Λ_ϕ , while in the right plot we show the variation with m_1^g for $\Lambda_\phi = 3, 5$ and 7.5 TeV. Recall that $m_1^g \geq 3$ TeV is required for consistency with EWPO and bounds from direct searches [19, 20]. We observe that the maximum $gg \rightarrow \phi \rightarrow \gamma\gamma$ cross section (at $\xi \sim 0.15, 0.16$ for $m_1^g = 3$ TeV, 5 TeV respectively) depends strongly on Λ_ϕ , but only weakly on m_1^g . The current Run-2 upper bounds from ATLAS [27] and CMS [28] at 750 GeV are 1.5 fb and 2.2 fb, respectively. We see that at the maximum point, $\Lambda_\phi \gtrsim 3$ TeV is implied by the LHC data.³ Of course, for ξ values away from the maximum point the $\gamma\gamma$ cross section limits do not strongly constrain Λ_ϕ . However, as we shall soon discuss, for such ξ values

³This is to be compared to the previous “signals” of about 10 fb and 5 fb [29, 30], respectively, which would have required $\Lambda_\phi \sim 1.5 - 2$ TeV.

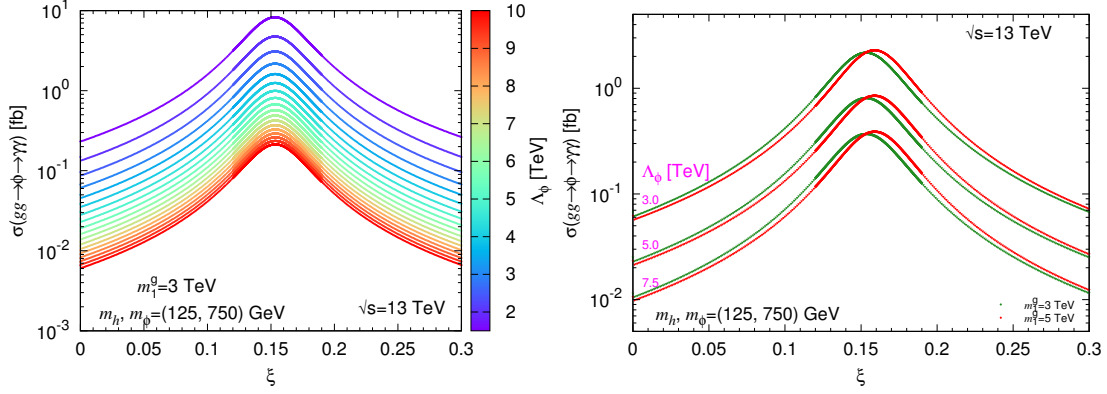


Figure 5: The left plot shows the cross-section $\sigma(gg \rightarrow \phi \rightarrow \gamma\gamma)$ as a function of ξ for $m_h = 125$ GeV, $m_\phi = 750$ GeV and $m_1^g = 3$ TeV with different choices of Λ_ϕ as indicated by the coloration. The right plot shows $\sigma(gg \rightarrow \phi \rightarrow \gamma\gamma)$ for different values of m_1^g and Λ_ϕ . The accumulation of lines at the red end of the spectrum in the left plot (and many subsequent plots of this type) is simply an artifact of using a linear scale for the coloring vs. a log scale for the cross section. The $1/\Lambda_\phi^2$ behavior of the $\gamma\gamma$ rate (and rates for all other final states) is very apparent in the right figure.

the cross sections in other channels are sufficient to constrain Λ_ϕ to lie above about 3 TeV.

The fact that the $gg \rightarrow \phi \rightarrow \gamma\gamma$ cross section is maximal near the conformal limit is entirely due to the suppression of all ϕ couplings other than those to $gg, \gamma\gamma, Z\gamma$. Note that in the region $\xi \in [0, 0.3]$ the radion couplings to $\gamma\gamma, gg$ and $Z\gamma$ are dominated by the contribution proportional to $g_\phi^r \sim -\ell + \mathcal{O}(\ell^3)$ which depends on ξ very weakly, through terms $\propto \ell^3$. The remaining contribution $\propto g_\phi$ is negligible near $\xi = 1/6$. Therefore, the resulting ξ dependence of the radion couplings to $\gamma\gamma$ or gg is rather mild and consequently $\Gamma(\phi \rightarrow gg)$ (and hence $\sigma(gg \rightarrow \phi)$) and $\Gamma(\phi \rightarrow \gamma\gamma)$ vary slowly for $\xi \in [0, 0.3]$. In contrast, the main contributions to the couplings of all the SM particles (except $gg, \gamma\gamma$ and $Z\gamma$) to the ϕ actually vanish or have minima in the vicinity of the conformal point, $\xi = 1/6$, leading to maximal $\text{BR}(\phi \rightarrow gg)$ and $\text{BR}(\phi \rightarrow \gamma\gamma)$. However, as discussed below, the magnitudes of $\text{BR}(\phi \rightarrow gg)$ and $\text{BR}(\phi \rightarrow \gamma\gamma)$ depend crucially upon whether or not the gauge bosons are confined to the TeV brane or propagate in the bulk. The di-photon cross section is maximal in the latter case.

3.4 Radion couplings near the conformal limit

Since the $\gamma\gamma$ signal is maximized near the conformal limit, it is of particular interest to analyse the radion couplings in this limit. We will use $m_\phi = 750$ GeV for numerical illustration. There are four critical ϕ couplings: the coupling to the top and bottom quarks, $\propto g_\phi$; the coupling to hh , $g_{\phi hh}$; and the couplings to WW and ZZ . It is helpful to examine these couplings analytically in the limit of small $\ell = v_0/\Lambda_\phi$. Using the expression $g_\phi = c + \ell a$, the explicit forms for c and a are given earlier in (2.5), and the approximations $\tan 2\theta \simeq 2\theta$, $\sin \theta \simeq \theta$, $\cos \theta \sim 1$ as appropriate for very small θ , see Eq. (2.7), one finds

$$g_\phi = \ell \left[6\xi \left(\frac{m_h}{m_\phi} \right)^2 + 6\xi - 1 \right] \stackrel{m_\phi=750 \text{ GeV}}{\simeq} \ell \left(\frac{37}{6} \xi - 1 \right) \quad (3.5)$$

where we have neglected terms of order ℓ^3 relative to ℓ given that $\ell = v_0/\Lambda_\phi$ is a small number. This derives the solution $\xi \simeq 0.162162$ for $g_\phi = 0$. At this point, the (brane localized) $t\bar{t}$ and $b\bar{b}$ couplings of the ϕ will vanish. The hh coupling takes the form given in Fig. 34 of [3]. Despite the complicated form of the coupling, in the limit of small ℓ one finds a relatively simple result,

$$\frac{g_{\phi hh}\Lambda_\phi}{m_\phi^2} = (1 - 6\xi) + \frac{2m_h^2}{m_\phi^2}(1 - 9\xi) - 18\xi \left(\frac{m_h^2}{m_\phi^2} \right)^2 \Big|_{m_\phi=750 \text{ GeV}} \frac{19}{18}(1 - 6.17105\xi), \quad (3.6)$$

where terms of order ℓ^2 are neglected. Numerically, $g_{\phi hh}$ vanishes for $\xi = 0.162047$, *i.e.* very close to the value for which g_ϕ vanishes. Finally, we consider the WW, ZZ couplings of the ϕ . From Fig. 1 we see that the terms in the ϕVV couplings proportional to $\eta^{\mu\nu}$ (*i.e.* of SM-like form) are multiplied by $\eta_V \equiv (g_\phi - g_\phi^r \kappa_V)$. For small ℓ , we find the form

$$\eta_V = g_\phi - g_\phi^r \kappa_V \simeq \ell \left[\kappa_V + 6\xi \left(\frac{m_h}{m_\phi} \right)^2 + 6\xi - 1 \right], \quad (3.7)$$

where $\kappa_V = \frac{3kb_0 m_V^2}{2\Lambda_\phi^2 (k/M_{\text{Pl}})^2} \simeq \frac{105m_V^2}{m_1^2}$ for $kb_0/2 \sim 35$ using the very good approximation $\Lambda_\phi(k/M_{\text{Pl}}) = m_1^g$, see Eq. (3.1). For $m_1^g = 3 \text{ TeV}$, one finds $\kappa_W = 0.0761$ and $\kappa_Z = 0.0981$. As a result, for the example of $m_\phi = 750 \text{ GeV}$, η_V vanishes at $\xi = 0.150, 0.146$ in the W, Z cases, respectively. Of course, the zeroes shift closer to the $\xi = 0.162$ point for $m_1^g = 5 \text{ TeV}$, occurring at $\xi = 0.158, 0.157$, respectively. It is important to note that in above equations (3.5), (3.6) and (3.7) all the next to leading order contributions to these couplings are suppressed by at least $\ell^2 \leq 1/100$ (recall that $\ell \equiv v/\Lambda_\phi \leq 1/10$ for $\Lambda_\phi \geq 2.5 \text{ TeV}$) relative to the terms we have kept in our analytic discussion. Of course, in our numerical analysis we considered the exact forms of and relations between all the couplings.

However, there is more to the story. In Fig. 1 one sees terms in the ϕVV couplings coming from off-brane effects proportional to $\eta_V g_\phi^V = g_\phi^r/(2m_V^2 kb_0) \sim -\ell/(2m_V^2 kb_0)$ which do not vanish for $\eta_V = 0$. However, the ϕVV couplings do have very small values in this limit. As a result, the WW and ZZ widths will be minimal quite close to the ξ values for which η_W and η_Z are zero. Nonetheless, the fact that the locations of these minima differ from the $\xi \sim 0.162$ location of $g_\phi = 0$ and $g_{\phi hh} = 0$ means that the $\phi \rightarrow \gamma\gamma$ branching ratio will be maximal at some intermediate ξ value.

In contrast to the above, the $\gamma\gamma$ and gg couplings of the ϕ are slowly varying with ξ in this conformal region, see also Ref. [2]. Meanwhile, the Higgs coupling coefficient $g_h \simeq \cos\theta \simeq 1 + \ell^2(m_h/m_\phi)^4/2 + \dots$, implying a very SM-like 125 GeV state given that ℓ and m_h/m_ϕ are both very small. Note that achieving $g_h = 1$ and $g_\phi = 0$ simultaneously is only possible if $\theta = 0$ and $\xi = 1/6$, which would require $m_\phi \rightarrow \infty$. In practice, $m_\phi = 750 \text{ GeV}$ is not far from this situation.

Another remark concerning the $g_\phi = 0$ limit is useful at this point. From the Feynman rules shown in Fig. 1 one sees that if $g_\phi = 0$ then $\Gamma(\phi \rightarrow gg)$ and $\Gamma(\phi \rightarrow \gamma\gamma)$ can be expressed exclusively in terms of the beta function coefficients and the bulk contributions. The ratio of the cross sections for the production of the $\gamma\gamma$ and gg final states is independent

of Λ_ϕ in the small ℓ limit and for $g_\phi = 0$ is given by the ratio of the respective branching ratios

$$\frac{BR(\phi \rightarrow \gamma\gamma)}{BR(\phi \rightarrow gg)} = \frac{\left[\alpha(b_2 + b_Y) + \frac{4\pi}{kb_0}\right]^2}{N_c \left[\alpha_s b_3 + \frac{4\pi}{kb_0}\right]^2} \simeq \frac{1}{360} \quad (3.8)$$

for $N_c = 3$, $kb_0 = 70$ and the low-energy values $\alpha, \alpha_s = 1/137, 0.12$. However, there are radiative corrections to α and α_s (yielding $\alpha \sim 1/125$ and $\alpha_s \sim 0.1$ at 750 GeV) as well as a K factor of about $K = 1.35$ for the gg final state. The resulting ratio of cross sections is accidentally quite close to the $1/360$ number quoted above. Note that were the gauge bosons confined to the TeV brane then the $4\pi/(kb_0)$ terms would be absent and the ratio would be a factor of roughly 20 smaller, and the maximum $\gamma\gamma$ cross section would easily lie below the current ATLAS and CMS bounds even for Λ_ϕ as low as 1 TeV. Thus, to obtain significant bounds on Λ_ϕ (or potential for radion discovery at the LHC) for ξ near the conformal limit it is necessary that the massless gauge bosons, γ and g , propagate in the bulk. There are several important reasons why this latter is required in the context of the present model. First, EWPO consistency for $m_1^g \sim 3 - 5$ TeV requires that the W and Z must propagate in the bulk and the underlying $SU(3) \times SU(2) \times U(1)$ group structure then requires that the same must be true for the γ and g . Second, to naturally accommodate light fermions they must be in the bulk and localized towards the UV brane. Then in order for these fields to have the correct gauge couplings the SM gauge fields are required to be in the bulk.

The phenomenological features for ϕ production and decay associated with the above discussion are manifest in the lower panels of Fig. 6. There, we show the branching ratios for ϕ decay to $XX = b\bar{b}, t\bar{t}, ZZ, hh, gg, \gamma\gamma, Z\gamma$, as functions of ξ for $m_h = 125$ GeV, $m_\phi = 750$ GeV and $m_1^g = 3$ TeV (left) and 5 TeV (right). In the vicinity of $\xi \simeq 0.162$, one sees that the gg mode dominates radion decay and $BR(\phi \rightarrow \gamma\gamma) \sim \text{few} \times 10^{-3}$, whereas the $t\bar{t}$, $b\bar{b}$ and hh branching ratios are negligible. The magnitude of the WW, ZZ branching ratios at $\xi \simeq 0.162$ depends upon m_1^g . For $m_1^g = 3$ TeV, the dips for the VV final states are significantly separated from the ξ value where $g_\phi = 0$ so that one finds $BR(\phi \rightarrow WW, ZZ) \sim 0.1$ if $BR(\phi \rightarrow t\bar{t}, b\bar{b}, hh) = 0$. Thus, for $m_1^g = 3$ TeV and sufficiently low Λ_ϕ , $gg \rightarrow \phi \rightarrow VV$ might be observable even if $gg \rightarrow \phi \rightarrow t\bar{t}, b\bar{b}, hh$ are not and vice versa. However, for $m_1^g = 5$ TeV the dips in the VV branching ratios are much closer to the $g_\phi \simeq g_{\phi hh} = 0$ point, implying that in the vicinity of this point only limits on the $\gamma\gamma$ and $Z\gamma$ rates would be relevant for constraining Λ_ϕ . Conversely, away from the $g_\phi \simeq g_{\phi hh} = 0$ point it is the $WW, ZZ, t\bar{t}, hh$ modes that will provide the strongest limits on Λ_ϕ at any given m_ϕ .

In the upper panels of Fig. 6, we present the total width of the ϕ , Γ_ϕ^{tot} , as a function of ξ taking $m_\phi = 750$ GeV and $m_1^g = 3$ TeV and 5 TeV. One sees that at the dip the total width is very small, e.g. ≤ 0.05 GeV for $\Lambda_\phi > 2.5$ TeV for $m_1^g = 3$ TeV. For ξ values away from the minimal point, Γ_ϕ^{tot} grows rapidly, implying that should a signal be seen in the $WW, ZZ, hh, t\bar{t}$ channels it should be associated with a substantial total width.

A few more concrete comments concerning the conformal point of $\xi \simeq 1/6$ are in order.

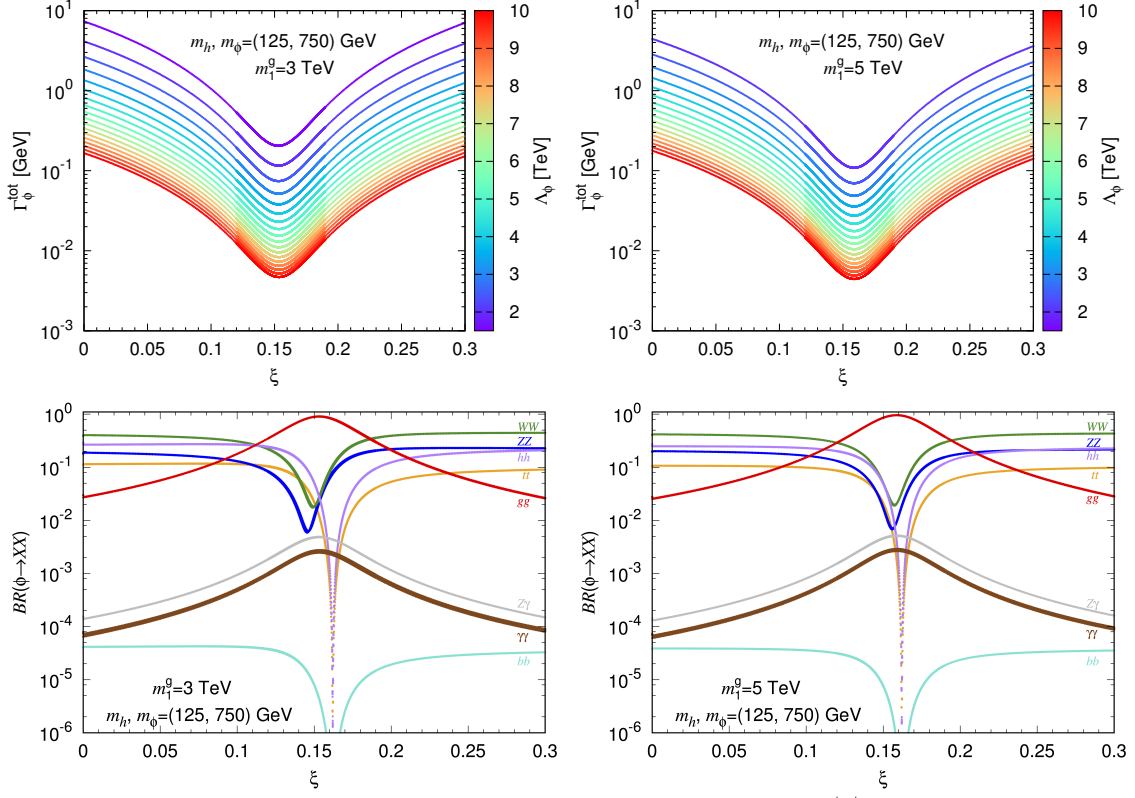


Figure 6: The upper graphs show the total width of the radion Γ_ϕ^{tot} , as a function of ξ for $m_h = 125$ GeV, $m_\phi = 750$ GeV, $m_1^g = 3$ TeV (left) or $m_1^g = 5$ TeV (right) with different choices of Λ_ϕ . The total width has little dependence on the m_1^g value as expected. The middle and lower graphs show the branching ratios for $\phi \rightarrow XX$, $XX = b\bar{b}, t\bar{t}, WW, ZZ, hh, gg, \gamma\gamma, Z\gamma$, as functions of ξ for $m_h = 125$ GeV, $m_\phi = 750$ GeV and $m_1^g = 3$ TeV (left) or $m_1^g = 5$ TeV (right). The width of the curves reflects the variation with Λ_ϕ for $\Lambda_\phi \in [1.5, 6]$ TeV in the case of $m_1^g = 3$ TeV and for $\Lambda_\phi \in [1.5, 10]$ TeV in the case of $m_1^g = 5$ TeV.

As is well known [2, 14], if the SM fields are localized on the IR brane, then the radion couples to the SM as a dilaton

$$\mathcal{L}_{\text{int}}^{\phi_0\text{-SM}} = \frac{\phi_0}{\Lambda_\phi} T_\mu^\mu, \quad (3.9)$$

where T_μ^μ is the trace of the energy-momentum tensor. If one includes the Higgs-gravity mixing contribution in the trace then, using the SM equation of motion for the Higgs field H , one finds [2] in the unitary gauge ($H \rightarrow (v + h_0)/\sqrt{2}$) that

$$\begin{aligned} T_\mu^\mu = & -(1 - 6\xi) \left[\partial_\mu h_0 \partial^\mu h_0 + m_V^2 V_\mu V^\mu \left(1 + \frac{h_0}{v_0} \right)^2 - m_i \bar{\psi}_i \psi_i \left(1 + \frac{h_0}{v_0} \right) - \lambda (v_0 + h_0)^4 \right] \\ & - (1 - 3\xi) m_{h_0}^2 (v_0 + h_0)^2 + \frac{\alpha}{8\pi} \left[(b_2 + b_Y) F_{\mu\nu} F^{\mu\nu} + 2 \left(\frac{b_2}{\tan \theta_W} - b_Y \tan \theta_W \right) F_{\mu\nu} Z^{\mu\nu} \right. \\ & \left. + \left(\frac{b_2}{\tan^2 \theta_W} + b_Y \tan^2 \theta_W \right) Z_{\mu\nu} Z^{\mu\nu} + \frac{2b_2}{\sin^2 \theta_W} W_{\mu\nu}^+ W^{-\mu\nu} \right] + \frac{\alpha_s}{8\pi} b_3 \text{Tr}[G_{\mu\nu} G^{\mu\nu}], \end{aligned} \quad (3.10)$$

where $b_3 = 7$, $b_2 = 19/6$ and $b_Y = -41/6$ are the β -function coefficients for QCD, SU(2) and U(1), respectively. The last two lines above except the first term in the second line are

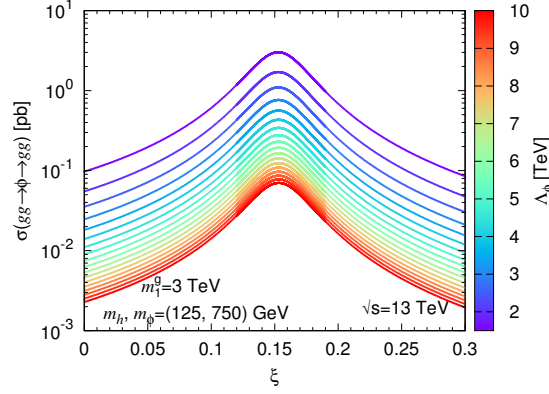


Figure 7: We plot $\sigma(gg \rightarrow \phi \rightarrow gg)$ as function of ξ for $m_h = 125$ GeV, $m_\phi = 750$ GeV and $m_1^g = 3$ TeV, color-coded by Λ_ϕ .

the trace anomaly contributions. As expected, conformal symmetry would be maintained at the tree level if $\xi = 1/6$ (the standard condition for the scalar-gravity coupled conformal theory) and if no explicit conformal symmetry breaking is present (requiring absence of a Higgs mass term). Therefore, if ξ is close to $1/6$, couplings of the ϕ_0 to the massive SM particles are suppressed either by $(1 - 6\xi)$ or by the Higgs mass terms, the only non-suppressed couplings being those generated by the trace anomaly. In our case, only the Higgs field (aside from the t_L, t_R, b_L) is localized on the IR brane. Of course, the above arguments only hold for the matter fields localized on the IR-brane. All light fermions are localized toward the UV brane in order to have small mass m_f , so that their couplings to the radion are suppressed by m_f/Λ_ϕ and therefore can be neglected. However, for the massive gauge boson fields, the above reasoning is violated by non-neglectable terms generated due to their being in the bulk; these effects are encoded in the coefficients κ_V in Fig. 1. This deviation from the conformal limit is illustrated in Fig. 6 where one can see that the suppression of $BR(\phi \rightarrow VV)$ is shifted away from $\xi \sim 1/6$ (the effect being more pronounced for smaller m_1^g).

3.5 Other final states

We provide an illustrative discussion for the case of $m_\phi = 750$ GeV. As pointed out in the Introduction, the very large $BR(\phi \rightarrow gg)$ seen in Fig. 6 could lead to a cross section for $gg \rightarrow \phi \rightarrow gg$ excluded by the di-jet search at the LHC. To illustrate the potential for future observation of the gg final state, we plot the 13 TeV results for $\sigma(gg \rightarrow \phi \rightarrow gg)$ in Fig. 7 in a manner analogous to Fig. 5. For ξ values in the region around the peak of the di-photon cross section one finds very significant cross sections for lower values of Λ_ϕ . Of course, one must keep in mind that limits on a di-jet resonance are not as strong as they might be because of difficult QCD backgrounds. Thus, other final states could (and currently do) yield stronger exclusions.

In Fig. 8 the cross-sections for $gg \rightarrow \phi$ with ϕ decay to $X = WW, ZZ, Z\gamma, hh$ and $t\bar{t}$ final states, as functions of ξ , assuming $m_1^g = 3$ TeV are shown. As can be seen from the plots in Fig. 8, near the $g_\phi = 0$ (*i.e.* $\xi = 0.162$) point the $\sigma(gg \rightarrow \phi) \times BR(\phi \rightarrow t\bar{t}, b\bar{b}, hh)$ values are highly suppressed, whereas the $\sigma(gg \rightarrow \phi) \times BR(\phi \rightarrow WW, ZZ)$ are much less

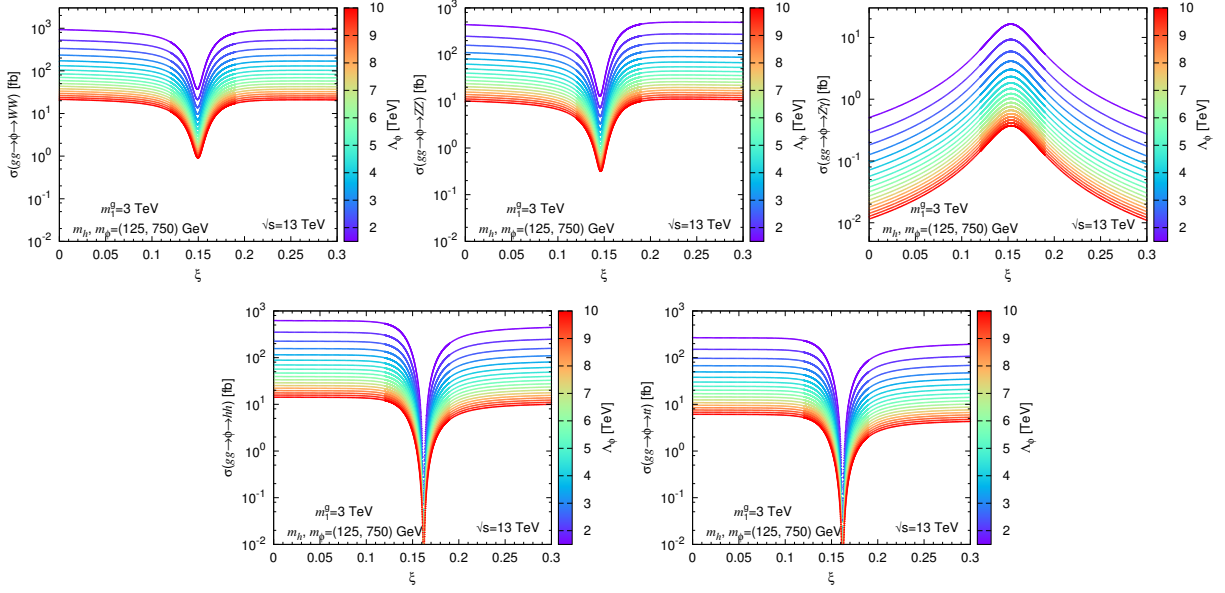


Figure 8: We plot the cross-section $\sigma(gg \rightarrow \phi) \times \text{BR}(\phi \rightarrow X)$ for $X = WW, ZZ, Z\gamma, hh, t\bar{t}$, as function of ξ for $m_h = 125$ GeV, $m_\phi = 750$ GeV, $m_1^g = 3$ TeV with different choices of Λ_ϕ .

suppressed. Of course, if m_1^g is larger, the cross sections for WW, ZZ close to the ξ value where $g_\phi = 0$ will be smaller and somewhat more difficult to detect. (However, there is always a minimum value.) Thus, in the vicinity of the dip region, the $Z\gamma$ final state would be the most relevant apart from $\gamma\gamma$ and gg . Indeed $\sigma(gg \rightarrow \phi \rightarrow Z\gamma)$ is approximately twice as large as $\sigma(gg \rightarrow \phi \rightarrow \gamma\gamma)$ at the resonance peak. Nonetheless, as we will quantify shortly, the $\gamma\gamma$ channel currently provides the stronger limit on Λ_ϕ .

Of course, if ξ is not near the region where the $\gamma\gamma, Z\gamma, gg$ cross sections peak, then the strongest limits on Λ_ϕ for a given m_ϕ will come from the correspondingly unsuppressed $ZZ, WW, hh, t\bar{t}$ final states. Thus, limits on all the final states must be incorporated in order to determine the minimum value of Λ_ϕ for any given value of m_ϕ (and choice of m_1^g). The limits (see Appendix A for the experimental references employed) on the various final states as a function of resonance mass are plotted in Fig. 9 (the grey regions are excluded) in comparison to the predictions of the model for $m_1^g = 3$ TeV for several ξ values.

As an example of how limits on Λ_ϕ as a function of ξ and m_ϕ can be extracted from Fig. 9, let us consider the case of $m_\phi = 750$ GeV. Looking first at the $\xi = 0.15$ predictions in the $\gamma\gamma$ final state for $\Lambda_\phi = 3$ and 5 TeV, we see that one enters into the excluded grey region for $\Lambda_\phi \sim 3$ TeV. This should be the rough limit on Λ_ϕ at $m_\phi = 750$ GeV near the conformal point, as will be plotted in the following figure. Next consider $\xi = 0.3$, *i.e.* far above the conformal point. Looking now at the predictions (solid lines) in the ZZ final state in comparison to the excluded grey region for the sample choice of $m_\phi = 750$ GeV, we see that the prediction enters into the excluded region for a Λ_ϕ value near ~ 5 TeV, which is the limit that will appear in the coming figure.

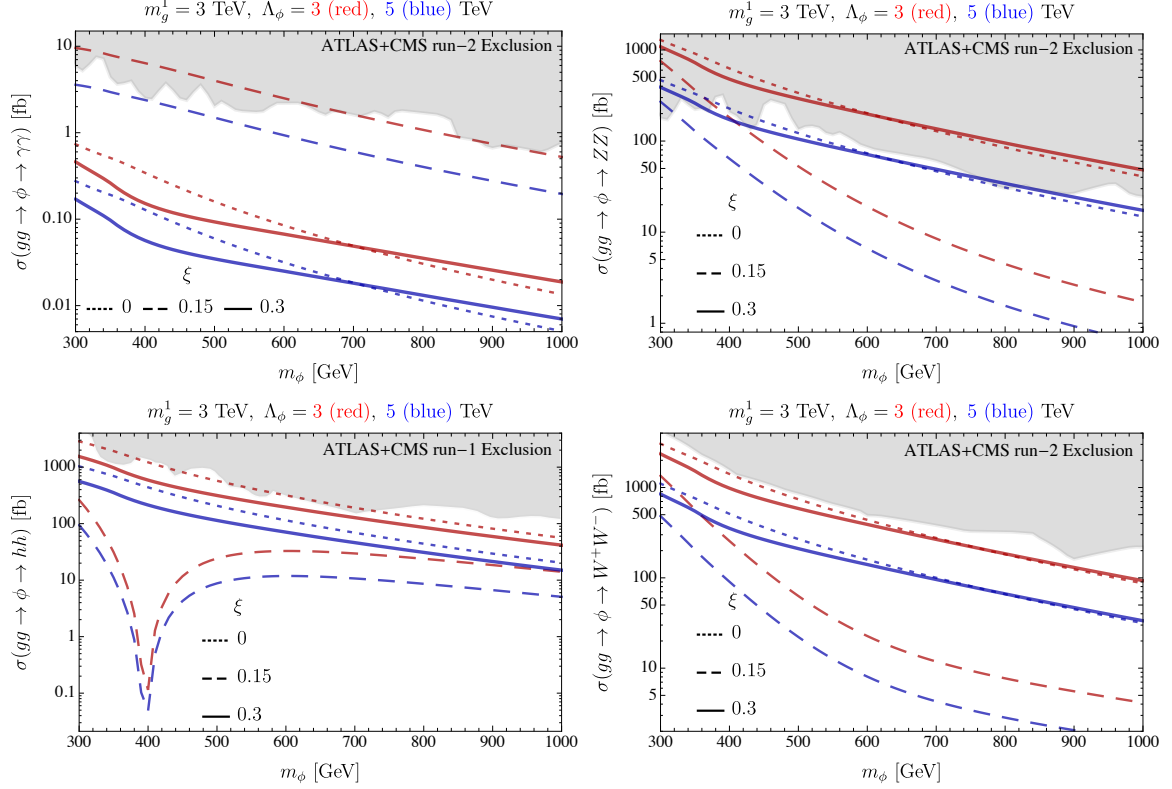


Figure 9: ATLAS and CMS run-1 ($\sqrt{s} = 7/8$ TeV) and run-2 ($\sqrt{s} = 13$ TeV) limits on the $gg \rightarrow \phi \rightarrow X$ cross section for $X = \gamma\gamma$, ZZ , hh , and WW as functions of m_ϕ are shown by the grey regions in each of the respective plots. (The $\sqrt{s} = 8$ TeV limits are included by extrapolating to $\sqrt{s} = 13$ TeV using the standard gg luminosity scaling factors provided by the HCWG [26].) For those final states above which are actually observed in a variety of decay channels, we determined which decay channel led to the strongest limit after correcting for (*i.e.* dividing by) the relevant branching ratio. At any given mass and for any one of the above final states, it is the strongest limit that is employed to place a limit on Λ_ϕ . (The complete list of experimental limits used is given in Appendix A). The predictions of the model are shown for $m_g^1 = 3$ TeV (red) and $m_g^1 = 5$ TeV (blue) for the choices of $\xi = 0, 0.15$ and 0.3 .

3.6 Limits on Λ_ϕ

The limits on Λ_ϕ coming from the relevant final states as a function of ξ for the sample cases of $m_\phi = (300, 500, 750, 1000)$ GeV are plotted in Fig. 10. From these plots, we see that at the moment it is always the $\gamma\gamma$ final state that provides the strongest limit for ξ values near the conformal point. In contrast, well away from the conformal point, it is the ZZ final state that provides the strongest limit. The weakest bounds on Λ_ϕ arise when ξ is in the regions where the $\gamma\gamma$ cross section is declining and the other cross sections increasing. These are roughly: $\Lambda_\phi \gtrsim 3.8, 2.9, 2.4, 2$ TeV for $m_\phi = 300, 500, 750, 1000$ GeV, respectively.

Needless to say, for given choices of Λ_ϕ , m_ϕ and m_g^1 to be consistent it must also be the case that the Higgs-radion scenario fit the Higgs data for the 125 GeV state. To this end, we examined the signal strength for all the measured channels and checked that corrections

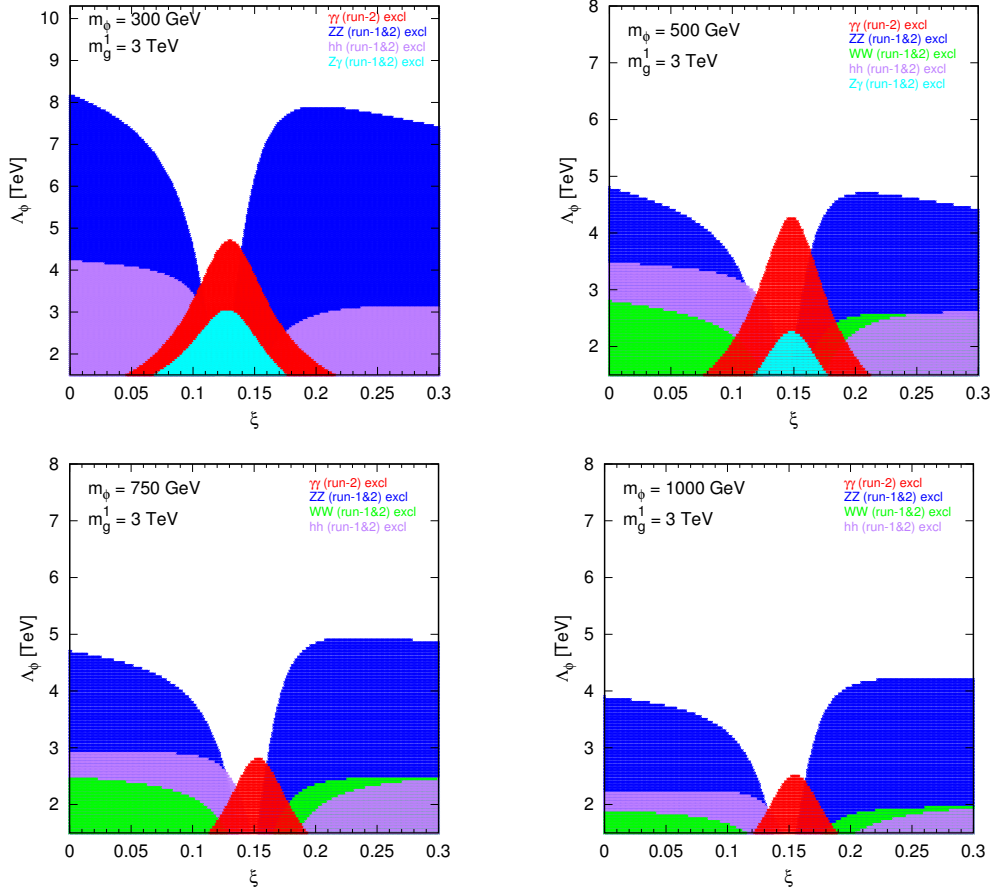


Figure 10: We plot the limits on Λ_ϕ coming from the important final states as functions of ξ for $m_h = 125$ GeV, $m_\phi = 750$ GeV, $m_1^g = 3$ TeV.

to the 125 GeV couplings and production rates are all very small. To illustrate, Figure 11 shows the ratios $\mu_{gg(WW)}^h(X) \equiv \sigma(gg(WW) \rightarrow h \rightarrow X)/\sigma_{\text{SM}}(gg(WW) \rightarrow h \rightarrow X)$, where $X = \gamma\gamma, ZZ, b\bar{b}$, as functions of ξ for $m_h = 125$ GeV, $m_\phi = 750$ GeV, $m_1^g = 3$ TeV, color coded according to Λ_ϕ . As expected, $\mu_{gg}^h(X) \simeq 1$ so that the h is very SM-like for all ξ values considered. The largest deviations from unity occur for the gg induced processes, but are only of order a few percent even for the lowest Λ_ϕ values we consider.⁴ However, if $\xi \gg 0.3$ then the μ^h values will become sufficiently large that deviations from unity would become apparent with sufficiently large integrated luminosity.

⁴We have not considered the KK-loop contributions to the Higgs and radion couplings to massless gauge bosons in our analysis. However, since in our work we employed the lower bound on the first KK-gluon mode as $m_1^g \geq 3$ TeV, one can expect that the KK contributions to the loop-induced Higgs couplings to the massless gauge bosons would be at most (10 – 15)% relative to the t and W one-loop contributions, see for instance Ref. [31]. On the other hand, the corresponding contribution to the couplings of the radion to massless gauge bosons is negligible as compared to the “large” anomalous and bulk contributions.

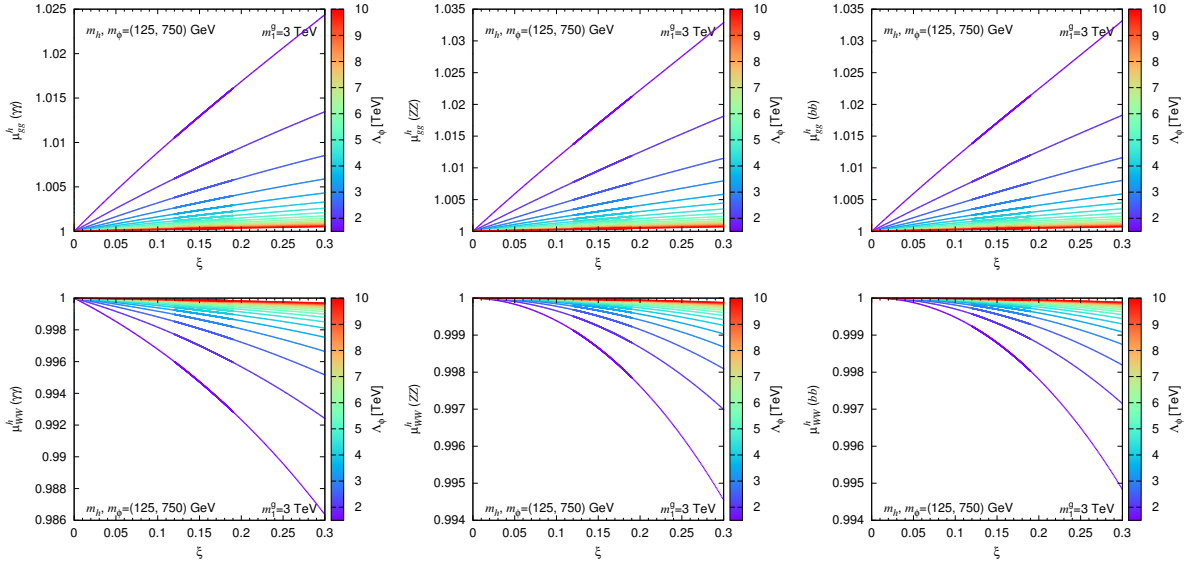


Figure 11: The above graphs show $\mu_{gg,WW}^h(X) \equiv \sigma(gg, WW) \rightarrow h \rightarrow X) / \sigma_{\text{SM}}(gg, WW) \rightarrow h \rightarrow X)$, where $X = \gamma\gamma, ZZ, b\bar{b}$, as functions of ξ for $m_h = 125$ GeV, $m_\phi = 750$ GeV, $m_1^g = 3$ TeV, color coded according to Λ_ϕ .

4 Conclusions

In summary, the RS model is a solution to the hierarchy problem that does not require any additional symmetries or a plethora of new particles — the only new particles would be those associated with the extra-dimensional context. The latter include the KK excitations of the gluon and other SM particles as well as the KK modes of the graviton and of the extra gauge bosons associated with the bulk custodial symmetry and, the focus of this paper, the scalar radion associated with stabilizing the extra dimension. Thus, it is of great interest to explore limits on the model coming from the latest LHC data.

In this work we have studied the phenomenology of a heavy radion with mass $m_\phi \geq 300$ GeV in the RS model. A crucial feature in this model is the mixing between the radion field and the Higgs field, introduced via a coupling of the Higgs field to the 4D Ricci scalar parameterized by the mixing parameter ξ . The other important parameters of the model are the vacuum expectation value of the radion field, Λ_ϕ and the mass of the first excited KK gluon, m_1^g . Consistency of the model with limits on the brane curvature ratio ($k/M_{\text{Pl}} < 3$) imply that Λ_ϕ values as low as 1 TeV are possible if $m_1^g = 3$ TeV rising to $\Lambda_\phi > 1.75$ TeV if $m_1^g = 5$ TeV (see Fig. 2). As a result, only for a very large limit on m_1^g will the model be inconsistent for values of Λ_ϕ in the few TeV range. Currently, direct searches and electroweak precision data are consistent with m_1^g as low as 3 TeV. Thus, it becomes relevant to determine the constraints on Λ_ϕ in the RS model coming from direct searches for the radion. Of course, these will depend on ξ and m_ϕ and, to a much lesser extent, on the value of m_1^g . In this paper, we have shown that limits on Λ_ϕ are quite significant if the radion has $m_\phi \geq 300$ GeV. (In a later paper, we explore scenarios with a light radion.)

The phenomenology of the radion-like eigenstate ϕ of the mixed Higgs-radion sector

is quite sensitive to ξ .⁵ The conformal limit of the theory corresponds to $\xi = 1/6$. Near the conformal point, all the couplings of the ϕ to the massive SM fields are suppressed while those to massless gauge bosons are large due to anomalous and bulk contributions, implying that at the LHC the ϕ would be primarily produced by $gg \rightarrow \phi$ and the branching ratios $\text{BR}(\phi \rightarrow Z\gamma)$ and $\text{BR}(\phi \rightarrow \gamma\gamma)$ would be large. (For a large $gg \rightarrow \phi$ rate and for large $\gamma\gamma$ and $Z\gamma$ branching ratios the bulk contributions to the corresponding couplings are especially important). In contrast, away from the conformal point the $\gamma\gamma$ and $Z\gamma$ branching ratios are small while those to $WW, ZZ, t\bar{t}, hh$ are large.

Given that there is no sign of a resonance enhancement (of small or modest width) in any of these final states for any resonance mass, limits on the RS model as a function of Λ_ϕ , m_ϕ , ξ , and m_1^g can be obtained. We have found it convenient to summarize these limits as limits on Λ_ϕ as a function for ξ for given m_1^g and m_ϕ . Near the conformal point, the strongest limits on Λ_ϕ derive from the $\gamma\gamma$ final state. For ξ values well away from the conformal point, the ZZ final state typically provides the strongest limits. The weakest lower bound ranges from $\Lambda_\phi \gtrsim 3.8$ TeV at $m_\phi = 300$ GeV to $\Lambda_\phi \gtrsim 2$ TeV at $m_\phi = 1$ TeV with very weak sensitivity to m_1^g . As the LHC continues operation, it remains entirely possible that a signal for the radion will be seen. If not, the above bounds will become substantially stronger and slowly decrease the attractiveness of a TeV scale RS solution to the hierarchy problem. Assuming no improvements in efficiencies and analysis techniques, since the radion cross sections scale as $1/\Lambda_\phi^2$, the limits on Λ_ϕ will scale with integrated luminosity as $\Lambda_\phi^{\text{limit}} \propto [L_{\text{int}}]^{1/4}$, for fixed $\sqrt{s} = 13$ TeV.

Acknowledgements

The work of AA and BG has been supported in part by the National Science Centre (Poland) as research project no DEC-2014/13/B/ST2/03969. BMD was supported by the Science and Technology Facilities Council (UK). JFG is supported in part by the US DOE grant DE-SC-000999. BMD and JFG thank the University of Warsaw for hospitality. YJ acknowledges generous support by the Villum Foundation. AA is grateful to the Mainz Institute for Theoretical Physics (MITP) for hospitality and support during the completion of this work.

⁵When m_ϕ is substantially larger than $m_h \sim 125$ GeV, the h has very SM-like couplings unless ξ is very large. Consequently, no constraints on the model arise from the h eigenstate of the sector.

A Experimental bounds

In this Appendix, Table 1 collects all the experimental ATLAS and CMS references for Run-1 and Run-2 employed in our analysis.

Table 1: Relevant experimental data from ATLAS and CMS experiments for Run-1 and Run-2 employed in our analysis.

Experiment	Final state decay channels	Mass range	Reference	Notes
ATLAS Run-1	$ZZ \rightarrow lll + ll\nu\nu + llqq + \nu\nu qq$	140 – 1000 GeV	[32]	20.3 fb ⁻¹
	$WW \rightarrow l\nu l\nu + l\nu qq$	300 – 1500 GeV	[33]	20.3 fb ⁻¹
	$\gamma\gamma$	500 – 3000 GeV	[34]	20.3 fb ⁻¹
	$hh \rightarrow b\bar{b}b\bar{b}$	500 – 1500 GeV	[35]	19.5 fb ⁻¹
	$hh \rightarrow b\bar{b}\gamma\gamma$	260 – 500 GeV	[36]	20 fb ⁻¹
	$t\bar{t}$	400 – 2600 GeV	[37]	20.3 fb ⁻¹
	$\tau\tau \rightarrow \text{lep}+\text{had}+\text{lep}/\text{had}$	94 – 1000 GeV	[38]	20.3 fb ⁻¹
	$Z\gamma$	300 – 1600 GeV	[39]	20.3 fb ⁻¹
	$j\bar{j}$	400 – 4200 GeV	[40]	20.3 fb ⁻¹
	$hh \rightarrow b\bar{b}\tau\tau$	230 – 2700 GeV	[45–47]	18.3 fb ⁻¹
ATLAS Run-2	$ZZ \rightarrow lll$	200 – 1000 GeV	[48]	14.8 fb ⁻¹
	$ZZ \rightarrow ll\nu\nu$	300 – 1000 GeV	[49]	13.3 fb ⁻¹
	$ZZ \rightarrow llqq$	330 – 3000 GeV	[50]	13.2 fb ⁻¹
	$ZZ \rightarrow \nu\nu qq$	350 – 3000 GeV	[50]	13.2 fb ⁻¹
	$WW \rightarrow e\nu\mu\nu$	300 – 3000 GeV	[51]	13.2 fb ⁻¹
	$WW \rightarrow l\nu qq$	500 – 3000 GeV	[52]	13.2 fb ⁻¹
	$\gamma\gamma$	200 – 2400 GeV	[27]	15.4 fb ⁻¹
	hh	260 – 500 GeV	[53]	13.3 fb ⁻¹
	$t\bar{t}$	400 – 1000 GeV	[54]	13.2 fb ⁻¹
	$\tau\tau \rightarrow \text{had}+\text{lep}/\text{had}$	200 – 1200 GeV	[55]	3.2 fb ⁻¹
	$Z\gamma \rightarrow \begin{smallmatrix} <1500 \text{ GeV} \\ ll\gamma \end{smallmatrix} + \begin{smallmatrix} >700 \text{ GeV} \\ qq\gamma \end{smallmatrix}$	260 – 2750 GeV	[56]	3.2 fb ⁻¹
	$Z\gamma \rightarrow ll\gamma$	250 – 2400 GeV	[57]	3.2 fb ⁻¹
	$ZZ \rightarrow lll$	140 – 2500 GeV	[58]	12.9 fb ⁻¹
	$WW \rightarrow l\nu l\nu$	200 – 1000 GeV	[59]	2.3 fb ⁻¹
CMS Run-2	$\gamma\gamma$ (combined Run-1/2)	500 – 3500 GeV	[28]	3.3/19.7 fb ⁻¹
	$hh \rightarrow b\bar{b}b\bar{b}$	230 – 1200 GeV	[60]	2.3 fb ⁻¹
	$hh \rightarrow b\bar{b}b\bar{b}$	900 – 3300 GeV	[61]	2.7 fb ⁻¹
	$hh \rightarrow b\bar{b}\gamma\gamma$	250 – 900 GeV	[62]	2.7 fb ⁻¹
	$hh \rightarrow b\bar{b}\tau\tau$	250 – 900 GeV	[63]	12.9 fb ⁻¹
	$hh \rightarrow b\bar{b}l\nu l\nu$	260 – 500 GeV	[64]	2.3 fb ⁻¹
	$\tau\tau \rightarrow \text{lep}+\text{had}+\text{lep}/\text{had}$	90 – 3200 GeV	[65]	12.9 fb ⁻¹
	$\tau\tau \rightarrow \text{lep}+\text{had}+\text{lep}/\text{had}$	90 – 3200 GeV	[65]	12.9 fb ⁻¹
	$b\bar{b}$	550 – 1200 GeV	[66]	2.69 fb ⁻¹

References

- [1] L. Randall and R. Sundrum, *A Large mass hierarchy from a small extra dimension*, *Phys.Rev.Lett.* **83** (1999) 3370–3373, [[hep-ph/9905221](#)].
- [2] G. F. Giudice, R. Rattazzi, and J. D. Wells, *Graviscalars from higher dimensional metrics and curvature Higgs mixing*, *Nucl. Phys.* **B595** (2001) 250–276, [[hep-ph/0002178](#)].
- [3] D. Dominici, B. Grzadkowski, J. F. Gunion, and M. Toharia, *The Scalar sector of the Randall-Sundrum model*, *Nucl. Phys.* **B671** (2003) 243–292, [[hep-ph/0206192](#)].
- [4] D. Dominici, B. Grzadkowski, J. F. Gunion, and M. Toharia, *Higgs Boson interactions within the Randall-Sundrum model*, *Acta Phys. Polon.* **B33** (2002) 2507–2522, [[hep-ph/0206197](#)].
- [5] M. Toharia, *Higgs-Radion Mixing with Enhanced Di-Photon Signal*, *Phys. Rev.* **D79** (2009) 015009, [[arXiv:0809.5245](#)].
- [6] B. Grzadkowski, J. F. Gunion, and M. Toharia, *Higgs-Radion interpretation of the LHC data?*, *Phys. Lett.* **B712** (2012) 70–80, [[arXiv:1202.5017](#)].
- [7] R. Franceschini, G. F. Giudice, J. F. Kamenik, M. McCullough, A. Pomarol, R. Rattazzi, M. Redi, F. Riva, A. Strumia, and R. Torre, *What is the gamma gamma resonance at 750 GeV?*, [arXiv:1512.04933](#).
- [8] J. Ellis, S. A. R. Ellis, J. Quevillon, V. Sanz, and T. You, *On the Interpretation of a Possible ~ 750 GeV Particle Decaying into $\gamma\gamma$* , [arXiv:1512.05327](#).
- [9] B. Bellazzini, R. Franceschini, F. Sala, and J. Serra, *Goldstones in Diphotons*, [arXiv:1512.05330](#).
- [10] P. Cox, A. D. Medina, T. S. Ray, and A. Spray, *Diphoton Excess at 750 GeV from a Radion in the Bulk-Higgs Scenario*, [arXiv:1512.05618](#).
- [11] E. Megias, O. Pujolas, and M. Quiros, *On dilatons and the LHC diphoton excess*, [arXiv:1512.06106](#).
- [12] W. D. Goldberger and M. B. Wise, *Modulus stabilization with bulk fields*, *Phys.Rev.Lett.* **83** (1999) 4922–4925, [[hep-ph/9907447](#)].
- [13] O. DeWolfe, D. Freedman, S. Gubser, and A. Karch, *Modeling the fifth-dimension with scalars and gravity*, *Phys.Rev.* **D62** (2000) 046008, [[hep-th/9909134](#)].
- [14] C. Csaki, M. L. Graesser, and G. D. Kribs, *Radion dynamics and electroweak physics*, *Phys. Rev.* **D63** (2001) 065002, [[hep-th/0008151](#)].
- [15] C. Csaki, J. Hubisz, and S. J. Lee, *Radion phenomenology in realistic warped space models*, *Phys. Rev.* **D76** (2007) 125015, [[arXiv:0705.3844](#)].
- [16] P. Cox, A. D. Medina, T. S. Ray, and A. Spray, *Radion/Dilaton-Higgs Mixing Phenomenology in Light of the LHC*, *JHEP* **02** (2014) 032, [[arXiv:1311.3663](#)].
- [17] K. Agashe, A. Delgado, M. J. May, and R. Sundrum, *RS1, custodial isospin and precision tests*, *JHEP* **08** (2003) 050, [[hep-ph/0308036](#)].
- [18] J. F. Gunion, H. E. Haber, G. L. Kane, and S. Dawson, *The Higgs Hunter’s Guide*, *Front. Phys.* **80** (2000) 1–404.
- [19] **CMS** Collaboration, *Search for $t\bar{t}$ resonances in semileptonic final state*, *CMS-PAS-B2G-12-006* (2012).

- [20] **ATLAS** Collaboration, *A search for $t\bar{t}$ resonances in the lepton plus jets final state with ATLAS using 14 fb^{-1} of pp collisions at $\sqrt{s} = 8\text{ TeV}$* , *ATLAS-CONF-2013-052* (2013).
- [21] K. Agashe, H. Davoudiasl, G. Perez, and A. Soni, *Warped Gravitons at the LHC and Beyond*, *Phys. Rev.* **D76** (2007) 036006, [[hep-ph/0701186](#)].
- [22] J. A. Cabrer, G. von Gersdorff, and M. Quiros, *Suppressing Electroweak Precision Observables in 5D Warped Models*, *JHEP* **1105** (2011) 083, [[arXiv:1103.1388](#)].
- [23] M. Carena, E. Ponton, T. M. P. Tait, and C. E. M. Wagner, *Opaque branes in warped backgrounds*, *Phys. Rev.* **D67** (2003) 096006, [[hep-ph/0212307](#)].
- [24] B. M. Dillon and S. J. Huber, *Non-Custodial Warped Extra Dimensions at the LHC?*, *JHEP* **06** (2015) 066, [[arXiv:1410.7345](#)].
- [25] K. Agashe, R. Contino, L. Da Rold, and A. Pomarol, *A Custodial symmetry for $Zb\bar{b}$* , *Phys. Lett.* **B641** (2006) 62–66, [[hep-ph/0605341](#)].
- [26] **LHC Higgs Cross Section Working Group** Collaboration, D. de Florian et al., *Handbook of LHC Higgs Cross Sections: 4. Deciphering the Nature of the Higgs Sector*, [arXiv:1610.07922](#).
- [27] **ATLAS** Collaboration, *Search for scalar diphoton resonances with 15.4 fb^{-1} of data collected at $\sqrt{s}=13\text{ TeV}$ in 2015 and 2016 with the ATLAS detector*, *ATLAS-CONF-2016-059* (2016).
- [28] **CMS** Collaboration, V. Khachatryan et al., *Search for high-mass diphoton resonances in proton-proton collisions at 13 TeV and combination with 8 TeV search*, *Submitted to: Phys. Lett. B* (2016) [[arXiv:1609.02507](#)].
- [29] **ATLAS** Collaboration, *Search for resonances decaying to photon pairs in 3.2 fb^{-1} of pp collisions at $\sqrt{s} = 13\text{ TeV}$ with the ATLAS detector*, *ATLAS-CONF-2015-081* (2015).
- [30] **CMS** Collaboration, *Search for new physics in high mass diphoton events in proton-proton collisions at 13TeV*, *CMS-PAS-EXO-15-004* (2015).
- [31] H. Kubota and M. Nojiri, *Radion-higgs mixing state at the LHC with the KK contributions to the production and decay*, *Phys. Rev.* **D87** (2013) 076011, [[arXiv:1207.0621](#)].
- [32] **ATLAS** Collaboration, G. Aad et al., *Search for an additional, heavy Higgs boson in the $H \rightarrow ZZ$ decay channel at $\sqrt{s} = 8\text{ TeV}$ in pp collision data with the ATLAS detector*, *Eur. Phys. J.* **C76** (2016), no. 1 45, [[arXiv:1507.05930](#)].
- [33] **ATLAS** Collaboration, G. Aad et al., *Search for a high-mass Higgs boson decaying to a W boson pair in pp collisions at $\sqrt{s} = 8\text{ TeV}$ with the ATLAS detector*, *JHEP* **01** (2016) 032, [[arXiv:1509.00389](#)].
- [34] **ATLAS** Collaboration, G. Aad et al., *Search for high-mass diphoton resonances in pp collisions at $\sqrt{s} = 8\text{ TeV}$ with the ATLAS detector*, *Phys. Rev.* **D92** (2015), no. 3 032004, [[arXiv:1504.05511](#)].
- [35] **ATLAS** Collaboration, *A search for resonant Higgs-pair production in the $b\bar{b}b\bar{b}$ final state in pp collisions at $\sqrt{s} = 8\text{ TeV}$* , *ATLAS-CONF-2014-005* (2014).
- [36] **ATLAS** Collaboration, G. Aad et al., *Search For Higgs Boson Pair Production in the $\gamma\gamma b\bar{b}$ Final State using pp Collision Data at $\sqrt{s} = 8\text{ TeV}$ from the ATLAS Detector*, *Phys. Rev. Lett.* **114** (2015), no. 8 081802, [[arXiv:1406.5053](#)].
- [37] **ATLAS** Collaboration, G. Aad et al., *A search for $t\bar{t}$ resonances using lepton-plus-jets*

- events in proton-proton collisions at $\sqrt{s} = 8$ TeV with the ATLAS detector, *JHEP* **08** (2015) 148, [[arXiv:1505.07018](#)].
- [38] **ATLAS** Collaboration, G. Aad et al., *Search for neutral Higgs bosons of the minimal supersymmetric standard model in pp collisions at $\sqrt{s} = 8$ TeV with the ATLAS detector*, *JHEP* **11** (2014) 056, [[arXiv:1409.6064](#)].
 - [39] **ATLAS** Collaboration, G. Aad et al., *Search for new resonances in $W\gamma$ and $Z\gamma$ final states in pp collisions at $\sqrt{s} = 8$ TeV with the ATLAS detector*, *Phys. Lett.* **B738** (2014) 428–447, [[arXiv:1407.8150](#)].
 - [40] **ATLAS** Collaboration, G. Aad et al., *Search for new phenomena in the dijet mass distribution using $p - p$ collision data at $\sqrt{s} = 8$ TeV with the ATLAS detector*, *Phys. Rev.* **D91** (2015), no. 5 052007, [[arXiv:1407.1376](#)].
 - [41] **CMS** Collaboration, *Search for an Higgs Like resonance in the diphoton mass spectra above 150 GeV with 8 TeV data*, *CMS-PAS-HIG-14-006* (2014).
 - [42] **CMS** Collaboration, V. Khachatryan et al., *Search for two Higgs bosons in final states containing two photons and two bottom quarks in proton-proton collisions at 8 TeV*, *Phys. Rev.* **D94** (2016), no. 5 052012, [[arXiv:1603.06896](#)].
 - [43] **CMS** Collaboration, V. Khachatryan et al., *Search for resonant pair production of Higgs bosons decaying to two bottom quarkantiquark pairs in protonproton collisions at 8 TeV*, *Phys. Lett.* **B749** (2015) 560–582, [[arXiv:1503.04114](#)].
 - [44] **CMS** Collaboration, V. Khachatryan et al., *Search for heavy resonances decaying to two Higgs bosons in final states containing four b quarks*, *Eur. Phys. J.* **C76** (2016), no. 7 371, [[arXiv:1602.08762](#)].
 - [45] **CMS** Collaboration, V. Khachatryan et al., *Searches for a heavy scalar boson H decaying to a pair of 125 GeV Higgs bosons hh or for a heavy pseudoscalar boson A decaying to Zh , in the final states with $h \rightarrow \tau\tau$* , *Phys. Lett.* **B755** (2016) 217–244, [[arXiv:1510.01181](#)].
 - [46] **CMS** Collaboration, *Model independent search for Higgs boson pair production in the $b\bar{b}\tau^+\tau^-$ final state*, *CMS-PAS-HIG-15-013* (2016).
 - [47] **CMS** Collaboration, *Search for Resonant Pair Production of Higgs Bosons Decaying to $b\bar{b}$ and $\tau^+\tau^-$ in Proton-Proton Collisions at $\sqrt{s} = 8$ TeV*, *CMS-PAS-EXO-15-008* (2015).
 - [48] **ATLAS** Collaboration, *Study of the Higgs boson properties and search for high-mass scalar resonances in the $H \rightarrow ZZ^* \rightarrow 4\ell$ decay channel at $\sqrt{s} = 13$ TeV with the ATLAS detector*, *ATLAS-CONF-2016-079* (2016).
 - [49] **ATLAS** Collaboration, *Search for new phenomena in the $Z(\rightarrow \ell\ell) + E_T^{\text{miss}}$ final state at $\sqrt{s} = 13$ TeV with the ATLAS detector*, *ATLAS-CONF-2016-056* (2016).
 - [50] **ATLAS** Collaboration, *Searches for heavy ZZ and ZW resonances in the $l\bar{l}q\bar{q}$ and $\nu\bar{\nu}q\bar{q}$ final states in pp collisions at $\sqrt{s} = 13$ TeV with the ATLAS detector*, *ATLAS-CONF-2016-082* (2016).
 - [51] **ATLAS** Collaboration, *Search for a high-mass Higgs boson decaying to a pair of W bosons in pp collisions at $\sqrt{s} = 13$ TeV with the ATLAS detector*, *ATLAS-CONF-2016-074* (2016).
 - [52] **ATLAS** Collaboration, *Search for diboson resonance production in the $\ell\nu q\bar{q}$ final state using pp collisions at $\sqrt{s} = 13$ TeV with the ATLAS detector at the LHC*, *ATLAS-CONF-2016-062* (2016).

- [53] **ATLAS** Collaboration, *Search for Higgs boson pair production in the final state of $\gamma\gamma WW^*(\rightarrow l\nu jj)$ using 13.3 fb^{-1} of pp collision data recorded at $\sqrt{s} = 13\text{ TeV}$ with the ATLAS detector*, *ATLAS-CONF-2016-071* (2016).
- [54] **ATLAS** Collaboration, *Search for new phenomena in $t\bar{t}$ final states with additional heavy-flavour jets in pp collisions at $\sqrt{s} = 13\text{ TeV}$ with the ATLAS detector*, *ATLAS-CONF-2016-104* (2016).
- [55] **ATLAS** Collaboration, M. Aaboud et al., *Search for Minimal Supersymmetric Standard Model Higgs bosons H/A and for a Z' boson in the $\tau\tau$ final state produced in pp collisions at $\sqrt{s} = 13\text{ TeV}$ with the ATLAS Detector*, *Eur. Phys. J. C* **76** (2016), no. 11 585, [[arXiv:1608.00890](#)].
- [56] **ATLAS** Collaboration, M. Aaboud et al., *Search for heavy resonances decaying to a Z boson and a photon in pp collisions at $\sqrt{s} = 13\text{ TeV}$ with the ATLAS detector*, *Phys. Lett. B* **764** (2017) 11–30, [[arXiv:1607.06363](#)].
- [57] **ATLAS** Collaboration, *Search for new resonances decaying to a Z boson and a photon in 13.3 fb^{-1} of pp collisions at $\sqrt{s} = 13\text{ TeV}$ with the ATLAS detector*, *ATLAS-CONF-2016-044* (2016).
- [58] **CMS** Collaboration, *Measurements of properties of the Higgs boson and search for an additional resonance in the four-lepton final state at $\sqrt{s} = 13\text{ TeV}$* , *CMS-PAS-HIG-16-033* (2016).
- [59] **CMS** Collaboration, *Search for high mass Higgs to WW with fully leptonic decays using 2015 data*, *CMS-PAS-HIG-16-023* (2016).
- [60] **CMS** Collaboration, *Search for resonant pair production of Higgs bosons decaying to two bottom quark-antiquark pairs in proton-proton collisions at 13 TeV* , *CMS-PAS-HIG-16-002* (2016).
- [61] **CMS** Collaboration, *Search for heavy resonances decaying to a pair of Higgs bosons in four b quark final state in proton-proton collisions at $\sqrt{s} = 13\text{ TeV}$* , *CMS-PAS-B2G-16-008* (2016).
- [62] **CMS** Collaboration, *Search for $H(bb)H(\text{gammagamma})$ decays at 13 TeV* , *CMS-PAS-HIG-16-032* (2016).
- [63] **CMS** Collaboration, *Search for resonant Higgs boson pair production in the $b\bar{b}\tau^+\tau^-$ final state using 2016 data*, *CMS-PAS-HIG-16-029* (2016).
- [64] **CMS** Collaboration, *Search for resonant Higgs boson pair production in the $b\bar{b}l\nu l\nu$ final state at $\sqrt{s} = 13\text{ TeV}$* , *CMS-PAS-HIG-16-011* (2016).
- [65] **CMS** Collaboration, *Search for a neutral MSSM Higgs boson decaying into $\tau\tau$ with 12.9 fb^{-1} of data at $\sqrt{s} = 13\text{ TeV}$* , *CMS-PAS-HIG-16-037* (2016).
- [66] **CMS** Collaboration, *Search for a narrow heavy decaying to bottom quark pairs in the 13 TeV data sample*, *CMS-PAS-HIG-16-025* (2016).