

Interference contributions to gluon initiated heavy Higgs production in the Two-Higgs-Doublet Model

Nicolas Greiner^{a,b}, Stefan Liebler^a, Georg Weiglein^a

^a DESY, Notkestraße 85,
22607 Hamburg, Germany

^b Physik-Institut, Universität Zürich, Winterthurerstrasse 190
8057 Zürich, Switzerland

Abstract

We discuss the production of a heavy neutral Higgs boson of a \mathcal{CP} -conserving Two-Higgs-Doublet Model in gluon fusion and its decay into a four-fermion final state, $gg(\rightarrow VV) \rightarrow e^+e^-\mu^+\mu^-/e^+e^-\nu_l\bar{\nu}_l$. We investigate the interference contributions to invariant mass distributions of the four-fermion final state and other relevant kinematical observables. The relative importance of the different contributions is quantified for the process in the on-shell approximation, $gg \rightarrow ZZ$. We show that interferences of the heavy Higgs with the light Higgs boson and background contributions are essential for a correct description of the differential cross section. Even though they contribute below $\mathcal{O}(10\%)$ to those heavy Higgs signal cross sections, to which the experiments at the Large Hadron Collider were sensitive in its first run, we find that they are sizeable in certain regions of the parameter space that are relevant for future heavy Higgs boson searches. In fact, the interference contributions can significantly enhance the experimental sensitivity to the heavy Higgs boson.

1 Introduction

The two multi-purpose experiments ATLAS and CMS at the CERN Large Hadron Collider (LHC) discovered in 2012 a scalar resonance at 125 GeV [1, 2], which is compatible with a Standard Model (SM) Higgs boson. Even though its couplings are — to the precision obtained so far — in agreement with the SM expectations, it can well be embedded in an extended Higgs sector like a Two-Higgs-Doublet Model (2HDM).

The main production mechanism for a SM-like Higgs boson h is gluon fusion [3], for which a large amount of higher-order corrections in quantum chromodynamics (QCD) [4–11] are known. Recently the combined scale and PDF+ α_s uncertainties, see e.g. Refs. [12–14], were reduced to below $\mathcal{O}(10)\%$. Of particular importance for the discovery of the new particle and the subsequent investigations of its mass and couplings were the decays into heavy gauge bosons $h \rightarrow VV$ with $V \in \{W, Z\}$, which appear to be of relevance also for off-shell Higgs bosons [15] (see also Ref. [16] for an investigation of off-shell contributions at a linear collider and the LHC). Given the small theory uncertainties and because of their importance for the unitarization of the process, interference effects between the off-shell Higgs boson and the continuum background in $gg \rightarrow h^* \rightarrow VV$ were studied for leptonic decays in Refs. [17–30]. The semileptonic process, where interferences with tree-level background diagrams occur, was recently discussed for the first time [31]. Whereas for the processes $gg \rightarrow hh$, $gg \rightarrow hZ$ and $gg \rightarrow \gamma\gamma$ next-to-leading order (NLO) QCD contributions have been known for quite some time [32–34], the calculation of background contributions to $gg \rightarrow VV$ for off-shell gauge bosons in the limit of massless quarks at NLO QCD became available just very recently [35–38]. For the mentioned signal-background interference approximate higher order contributions using a soft-collinear approximation for a heavy Higgs boson [29] and applying soft-gluon resummation for an off-shell light Higgs boson [30] were previously available.

We discuss $gg \rightarrow (VV) \rightarrow e^+e^-\mu^+\mu^-/e^+e^-\nu_l\bar{\nu}_l$ at LO QCD in the context of a \mathcal{CP} -conserving 2HDM, see Refs. [39–44] for 2HDM reviews. We furthermore assume the absence of tree-level flavor-changing neutral currents. The Higgs sector of the \mathcal{CP} -conserving 2HDM consists of three Higgs bosons $\phi_i, i \in \{1, 2, 3\}$, namely two \mathcal{CP} -even Higgs bosons h, H with masses $m_h < m_H$ and one \mathcal{CP} -odd Higgs boson A . According to the structure of the Yukawa couplings four types of 2HDMs are distinguished, where for our purposes only two types are of relevance, namely those with different couplings of the two Higgs doublets to up- and down-type quarks. The process $gg \rightarrow VV$ was only very recently discussed in the context of a 2HDM [45], following a discussion of $gg \rightarrow t\bar{t}$ [46]. In contrast, for the similar processes $gg \rightarrow \phi_i\phi_j$ [47] and $gg \rightarrow Z\phi_i$ [48] in the 2HDM even higher order effects were partially included. The process $gg \rightarrow VV$ was recently extensively discussed in the context of the SM with an additional real singlet [49, 50], and also the vector-boson fusion process was considered in Ref. [51]. The extension of the SM by a real singlet can be characterised by a single angle which multiplies all Higgs couplings to quarks, leptons and gauge bosons with a universal factor. Accordingly the phenomenology of the 2HDM is more rich, since in the 2HDM in particular the couplings of the two \mathcal{CP} -even Higgs bosons to quarks and to gauge bosons are modified differently.

The interference contributions to the process $gg \rightarrow (VV) \rightarrow e^+e^-\mu^+\mu^-/e^+e^-\nu_l\bar{\nu}_l$, within the 2HDM, which we study in the present paper, are of interest for several reasons. The interference contributions of the heavy Higgs with the light Higgs and the background are crucial for the unitarization of the process. The related effects are particularly important for high invariant masses of the gauge bosons, i.e. at high energies of the hard scattering process. In general, the interference effects need to be well understood in order to obtain a sufficiently accurate prediction for the process. Furthermore, interference effects are of interest since

they can potentially enhance the sensitivity to the signal of a heavy Higgs boson. All those aspects are addressed in our analysis below.

We make use of `GoSam` [52, 53] to discuss the processes $gg \rightarrow e^+e^-\mu^+\mu^-$ and $e^+e^-\nu_l\bar{\nu}_l$ (including all three neutrino flavors). For a study of the relevance of interference contributions we also consider the case where the first process is approximated by the on-shell production of two Z boson, $gg \rightarrow ZZ$ (and the subsequent decays of the Z bosons). We added its amplitudes for this process to a modified version [54] of `vh@nn1o` [55], which has been linked to `2HDMC` [56].

The LHC experiments recently presented results for a heavy Higgs search with subsequent decay into heavy gauge bosons in Refs. [57, 58]. The ATLAS experiment also provided an interpretation in terms of the 2HDM, neglecting possible interferences between the heavy Higgs signal and the background as well as with the contribution of the light Higgs boson. The CMS experiment took into account a rescaled interference from the SM case of a heavy Higgs boson. Neglecting the interference contributions involving the heavy Higgs boson and employing the narrow-width approximation (NWA) for the heavy Higgs boson, $gg \rightarrow H \rightarrow VV$, has of course the advantage that all known QCD and electroweak corrections for gluon fusion and the decay into heavy quarks as implemented in codes like `SusHi` [59] or `Prophecy4F` [60, 61] can be taken into account. In our analysis of the interference contributions to the process $gg \rightarrow (VV) \rightarrow e^+e^-\mu^+\mu^-/e^+e^-\nu_l\bar{\nu}_l$ we find that neglecting the interference contributions of the heavy Higgs boson with the background and the light Higgs boson in the ATLAS analysis has indeed been justified in view of the experimental sensitivity that has been reached in the first run of the LHC. On the other hand, we find that these interference contributions will be of relevance for high integrated luminosities at the LHC.

With respect to the interference contributions involving the heavy Higgs boson it is obviously important to ensure that the cross section into heavy gauge bosons is correctly unitarized, in particular at high invariant masses of the gauge boson system. In case interferences involving the heavy Higgs boson are neglected the light Higgs boson and its interference with the background has to have SM-like Higgs boson couplings. For the pure signal strength of a heavy Higgs boson Ref. [45] suggests to use a multiplicative factor covering the interference effects in the context of a 2HDM. We find it preferable to take into account all interferences of the light Higgs boson, the heavy Higgs boson and the background consistently in the setup of a 2HDM in order to describe the cross section at high invariant masses accurately, as done in the present paper. We find that in the vicinity of the heavy Higgs boson mass peak the role of interferences is essential since they simultaneously alter the form and the position of the heavy Higgs boson mass peak. We furthermore show that in certain regions of the parameter space the interferences of the heavy Higgs boson with the light Higgs boson and the background significantly enhance the heavy Higgs boson signal and thus increase the experimental sensitivity in heavy Higgs boson searches.

The paper is organized as follows: We explain the theoretical background in Section 2 starting with a short introduction to the Two-Higgs-Doublet Model and providing the details of our cross section calculations for the processes under consideration. In Section 3 we discuss the 2HDM scenarios that we consider in our study, and briefly describe the employed selection cuts. Lastly, we present our numerical results in Section 4 and conclude in Section 5.

2 Theoretical background

In this section we first discuss the basics of the Two-Higgs-Doublet Model (2HDM) and afterwards describe our implementation of the processes $gg \rightarrow ZZ$ and $gg \rightarrow e^+e^-\mu^+\mu^-/e^+e^-\nu_l\bar{\nu}_l$ with the help of `FeynArts`, `FormCalc` and `GoSam`.

2.1 Two-Higgs-Doublet Model

The 2HDM contains two Higgs doublets, which we name H_1 and H_2 . It can conveniently be classified in four types if one demands the absence of tree-level flavor-changing neutral currents and furthermore assumes \mathcal{CP} conservation. By convention, the up-type quarks couple to H_2 , such that the couplings to the down-type quarks and to the leptons can either be through H_1 or H_2 , which corresponds to the four different types. For details we refer to Refs. [39–44]. Since our studies are not sensitive to the coupling of the Higgs bosons to leptons, it is sufficient to restrict our discussion to the two types I and II. The two Higgs doublets form one \mathcal{CP} -odd field A and two \mathcal{CP} -even Higgs fields h and H due to \mathcal{CP} conservation, as well as two charged Higgs bosons H^\pm . The 2HDM can be described in different basis representations. We make use of the “physical basis”, in which the masses of all physical Higgs bosons, the ratio of the vacuum expectation values $t_\beta := \tan \beta = v_2/v_1$ and the Higgs mixing angle in the \mathcal{CP} -even sector α , or alternatively $s_{\beta-\alpha} := \sin(\beta - \alpha)$, are taken as input parameters. Together with the mass term m_{12}^2 of both Higgs bosons $H_1^\dagger H_2$ all parameters of the Higgs sector of a 2HDM are fixed. We choose $\beta - \alpha$ in between $-\pi/2 \leq \beta - \alpha \leq \pi/2$, such that $-1 \leq s_{\beta-\alpha} \leq 1$ and $0 \leq c_{\beta-\alpha} \leq 1$. Our scenarios are thus specified by the two angles α and β , which completely determine the relative couplings (with respect to the couplings of a SM Higgs boson) of the light and the heavy Higgs boson to quarks and the heavy gauge boson. They are provided in Eq.(1) and Tab.1 (together with Eq.(2) for a decomposition in terms of $\beta - \alpha$ and β). Moreover, our analysis is sensitive to m_h and m_H , whereas it is rather insensitive to the mass of the pseudoscalar m_A and the heavy charged Higgs boson mass m_{H^\pm} , as long as they are heavy enough not to open decay modes of the heavy Higgs H into them and as long as the decay mode $H \rightarrow hh$ is sub-dominant. If the latter condition is fulfilled, also the dependence on the mass term m_{12}^2 can be neglected.

Model	g_u^h	g_d^h	g_u^H	g_d^H
Type I	$\cos \alpha / \sin \beta$	$\cos \alpha / \sin \beta$	$\sin \alpha / \sin \beta$	$\sin \alpha / \sin \beta$
Type II	$\cos \alpha / \sin \beta$	$-\sin \alpha / \cos \beta$	$\sin \alpha / \sin \beta$	$\cos \alpha / \cos \beta$

Table 1: Relative couplings g_f^ϕ (with respect to the SM coupling) for the two 2HDM types.

The Higgs boson couplings to the gauge bosons $V \in \{W, Z\}$ relative to the SM are given by

$$g_V^h = \sin(\beta - \alpha) =: s_{\beta-\alpha}, \quad g_V^H = \cos(\beta - \alpha) =: c_{\beta-\alpha} \quad . \quad (1)$$

The pseudoscalar has no lowest-order couplings to a pair of gauge bosons. It can in principle contribute to the considered processes with four fermions in the final state. Because of the suppression of the Yukawa couplings to leptons, however, these contributions are very small, and thus diagrams involving the pseudoscalar are not of relevance for our discussion. The relative couplings of the heavy Higgs boson to bottom-quarks and top-quarks, which are of particular relevance for our discussion, are given by

$$g_t^H = \frac{\sin \alpha}{\sin \beta} = -s_{\beta-\alpha} \frac{1}{t_\beta} + c_{\beta-\alpha},$$

$$\text{Type I: } g_b^H = \frac{\sin \alpha}{\sin \beta} = -s_{\beta-\alpha} \frac{1}{t_\beta} + c_{\beta-\alpha}, \quad \text{Type II: } g_b^H = \frac{\cos \alpha}{\cos \beta} = s_{\beta-\alpha} t_\beta + c_{\beta-\alpha} \quad . \quad (2)$$

In the decoupling limit, $|s_{\beta-\alpha}| \rightarrow 1$, the light Higgs boson h couples to the gauge bosons with the same strength as the SM Higgs boson. In contrast, the more SM-like the coupling of

the light Higgs boson to gauge bosons is, the more suppressed is the coupling of the heavy Higgs boson g_V^H to gauge bosons, as a consequence of the well-known sum rule $(g_V^h)^2 + (g_V^H)^2 = 1$. Accordingly, for a 2HDM with a SM-like Higgs boson h at 125 GeV the signal for the production of the heavier Higgs H in $gg \rightarrow H \rightarrow VV$ will necessarily be rather weak.

For a suppressed signal of this kind interference effects can be important, both with the off-shell light Higgs boson contribution as well as with the background diagrams. Our analysis will quantify these effects for different final states as a function of $s_{\beta-\alpha}$, t_β as well as the employed Higgs mass m_H . In the context of interference effects obviously also the width, Γ_H , is an important quantity. In our analysis Γ_H is not treated as a free parameter, but it is calculated from the other 2HDM parameters with the help of 2HDMC.

2.2 Details of the calculation

We briefly describe here the calculations that we have carried out for the process with two on-shell Z bosons, $gg \rightarrow ZZ$, and for the full process with four fermions in the final state, $gg \rightarrow e^+e^-\mu^+\mu^-$, $gg \rightarrow e^+e^-\nu_\mu\bar{\nu}_\mu$ and $gg \rightarrow e^+e^-\nu_e\bar{\nu}_e$. Our implementation of $gg \rightarrow ZZ$ within **vh@nnlo** was generated with the help of **FeynArts** [62] and **FormCalc** [63], see the diagrams in Fig.1. The implementation links to **LoopTools** [63] for the calculation of the employed one-loop Feynman integrals and to **2HDMC** [56] for the calculation of the Higgs boson widths Γ_h and Γ_H . In comparison to our treatment of the full process, see below, we employ additional approximations for the process $gg \rightarrow ZZ$, for which we investigate the different interference contributions. In particular, we do not take into account the top-quark contribution to the box diagrams in $gg \rightarrow ZZ$, see Fig.1 (c), even though they are of relevance for large invariant masses of the gauge bosons above $2m_t$. However, the top-quark contribution to those diagrams does not add new features to our qualitative discussion of interference effects in Section 4.2. We treat the remaining five quarks massless in contrast to our **GoSam** implementation, which includes all six quarks with finite top- and bottom-quark masses, see below. The triangle diagrams with an intermediate light or heavy Higgs boson, see Fig.1 (a) and (b), take into account the massive top-quark and bottom-quark contributions.

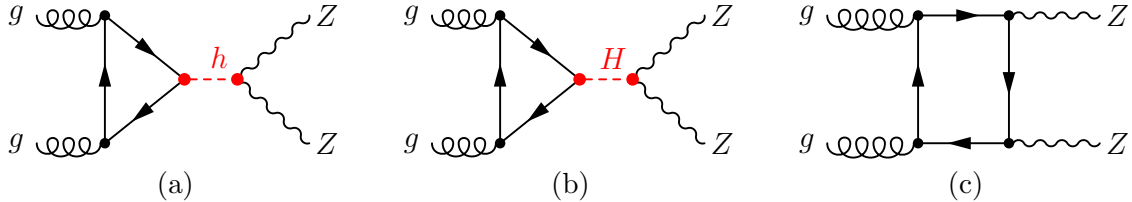


Figure 1: Feynman diagrams for $gg \rightarrow ZZ$.

The amplitudes for the processes $gg \rightarrow e^+e^-\mu^+\mu^-$, $gg \rightarrow e^+e^-\nu_\mu\bar{\nu}_\mu$ and $gg \rightarrow e^+e^-\nu_e\bar{\nu}_e$ have been generated with **GoSam** [52,53]. **GoSam** is a publicly available tool for the automated generation of one-loop amplitudes within and beyond the Standard Model. It is based on a Feynman diagrammatic approach, where the Feynman diagrams are first generated with **QGraf** [64] and **Form** [65,66], and **Spinney** [67], **Haggies** [68] and **Form** are used to write an optimized Fortran output. For the reduction of the tensor integrals there are several options available. We used **Ninja** [69–71], an automated package for integrand reduction via Laurent expansion. Alternatively one can use other reduction techniques such as integrand reduction in the OPP method [72–74] as implemented in **Samurai** [75] or methods of tensor integral reduction as implemented in **Golem95** [76–79]. The resulting scalar integrals are evaluated using **OneLoop** [80].

In this case the implementation of a 2HDM model in **GoSam** requires only the implementation

of a second Higgs boson, while leaving the relative couplings $g_f^{h,H}$ and $g_V^{h,H}$ as free parameters, which can be modified according to the specific parameters that are considered. Our discussion including the different decay channels of the intermediate vector bosons considers final states with four leptons, namely

$$gg \rightarrow e^+e^-\mu^+\mu^-, \quad gg \rightarrow e^+e^-\nu_{\mu/\tau}\bar{\nu}_{\mu/\tau}, \quad gg \rightarrow e^+e^-\nu_e\bar{\nu}_e, \quad (3)$$

where we have to sum over all possible intermediate configurations leading to the given final state. This particularly means that depending on the sub-process, also intermediate W bosons as well as non-resonant contributions and photon exchange have to be taken into account. In Fig. 2 we show a few sample diagrams that contribute to a resonant decay of the massive gauge bosons, either for the actual signal (including a Higgs boson) or to the background (without an intermediate Higgs boson exchange).

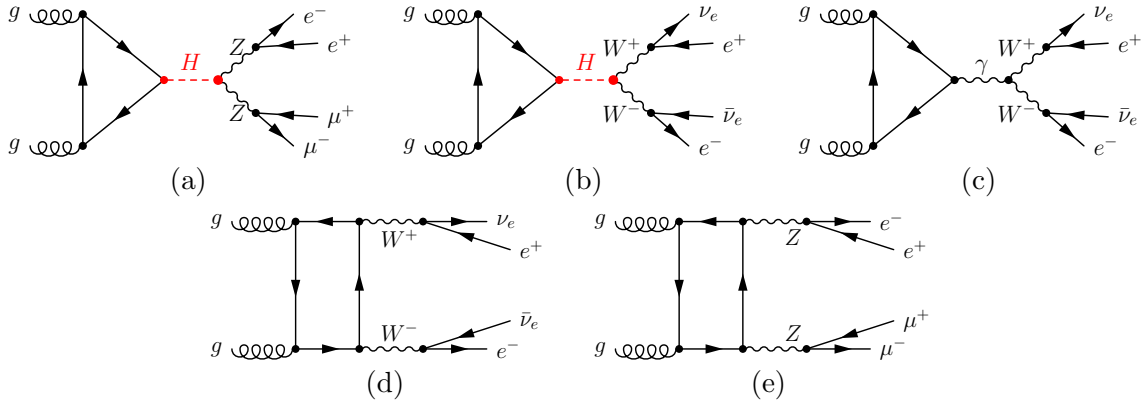


Figure 2: Sample Feynman diagrams for double resonant W, Z contributions, i.e. where the final state leptons directly come from the decay of massive gauge bosons.

In Fig. 3 we show a few sample diagrams for single- or non-resonant W, Z contributions to the same four lepton final states. These types of contributions make it necessary to impose certain cuts on the final state leptons to render the cross section finite, see below.

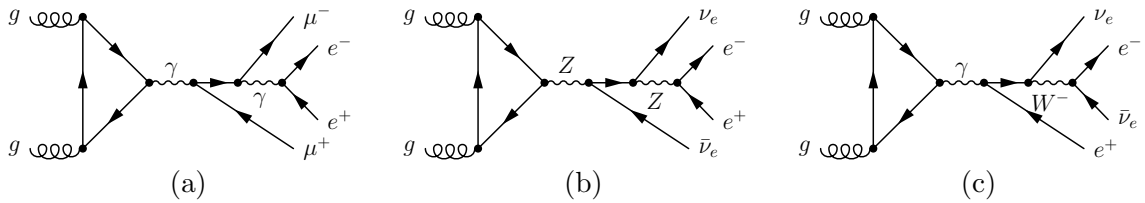


Figure 3: Sample Feynman diagrams for single- and non-resonant W, Z contributions for the sub-processes under consideration.

For the box diagrams, see e.g. Fig. 2 (d) and (e), we take into account all six quark flavors, where the first four are considered to be massless. For diagrams involving a Higgs coupling to quarks only top and bottom quarks are of relevance, since lighter quark contributions are suppressed by their small Yukawa couplings. For the numerical integration over the four particle phase space we have combined the **GoSam** amplitudes with the integration routines provided by **MadEvent** [81, 82].

It is well-known that the calculation of processes including internal Higgs bosons, in particular if one includes higher orders, needs a gauge invariant formulation of the Higgs boson

propagator. Since we are working at LO QCD only, a simplistic Breit-Wigner propagator is sufficient for all our purposes.

We checked our modified `vh@nnlo` and our `GoSam` implementations against each other for $gg \rightarrow ZZ$ at the amplitude level and reproduced parts of the results presented in Ref. [50] for the four leptonic final state within the numerical uncertainties.

While for the purpose of brevity of our presentation we do not give explicit analytical results for the final states with four fermions, we refer the reader to Ref. [18] for the helicity amplitudes of $gg \rightarrow ZZ$ (taking into account the correction described in Ref. [45]). The amplitudes given for the SM can individually be translated to the 2HDM case by multiplying them with effective couplings of Higgs bosons to fermions and gauge bosons. The split in longitudinally and transversely polarized final state Z bosons is instructive, since the relative fraction of longitudinal Z bosons rises with increasing invariant masses of the two Z bosons. This rise also explains the relevance of the top-quark contribution for the background amplitudes involving longitudinal Z bosons, since they are proportional to m_t^2 . We focus in the following on our numerical analysis in order to discuss the dependences on all relevant 2HDM parameters. For a discussion of some of the qualitative features in terms of contributions from real and imaginary parts to the interferences we also refer to Ref. [45].

In our numerical analysis below we will first study the full process with four fermions in the final state generated with `GoSam` in order to discuss the experimental sensitivities in terms of the relevant distributions. In a second step we will focus on the on-shell approximation for two Z bosons, i.e. the simplified process $gg \rightarrow ZZ$, in order to quantify the relevance of interference contributions.

3 Parameter choice and selection cuts

We consider five benchmark scenarios to cover different aspects of a heavy Higgs boson in the phenomenology of a 2HDM. The scenarios yield sufficiently high event rates for the heavy Higgs boson to be potentially observable at the LHC at least at very high integrated luminosities. We also vary certain parameters of the scenarios in order to discuss the relevance of the interference of the heavy Higgs signal with the light Higgs boson and the background. All scenarios include a light Higgs boson with mass $m_h = 125 \text{ GeV}$. We keep the couplings of the light Higgs close to the ones of the SM Higgs by a proper choice of t_β and $s_{\beta-\alpha}$. The masses (and widths) of quarks and gauge bosons are set to

$$\begin{aligned} m_t &= 172.3 \text{ GeV}, & m_b(m_b) &= 4.16 \text{ GeV}, \\ m_Z &= 91.1876 \text{ GeV}, & m_W &= 80.398 \text{ GeV}, \\ \Gamma_Z &= 2.4952 \text{ GeV}, & \Gamma_W &= 2.085 \text{ GeV}. \end{aligned} \tag{4}$$

To keep our calculation simple, we work with the $\overline{\text{MS}}$ bottom-quark mass as input to the bottom-Yukawa coupling as well as to internal propagators. Note that in all cases we choose the masses of the pseudoscalar A and the charged Higgs boson H^\pm heavy enough not to open decay modes of the heavy Higgs boson H into them. The corresponding width of the heavy Higgs boson Γ_H is obtained with `2HDMC`. The detailed settings of the scenarios are presented in Tab. 2.

Scenario S1 is a standard 2HDM scenario of type II, similarly to S2. Both have a large value of $|s_{\beta-\alpha}|$ close to 1, such that the coupling of the heavy Higgs to gauge bosons proportional to $c_{\beta-\alpha}$ is small. They in particular differ in the choice of the heavy Higgs mass m_H . Scenario S1 is inspired by the ATLAS analysis carried out in Ref. [58], where we want to discuss the

Scenario	2HDM type	t_β	$s_{\beta-\alpha}$	m_H	Γ_H
S1	II	2	-0.995	200 GeV	0.0277 GeV
S2	II	1	0.990	400 GeV	3.605 GeV
S3	I	5	0.950	400 GeV	2.541 GeV
S4	I	5	0.96695	200 GeV	0.0882 GeV
S5	II	20	0.990	400 GeV	5.120 GeV

Table 2: 2HDM scenarios considered in our analysis.

relevance of interferences for the performed experimental searches in the previous LHC run at $\sqrt{s} = 8$ TeV.

Scenario S3 is of type I, where larger values of $c_{\beta-\alpha}$ are still compatible with data, see Ref. [83]. The last two scenarios S4 and S5 are such that particularly large interferences are possible either between the heavy Higgs boson signal and the light Higgs boson or the background. Potentially large interference effects can occur for values of $s_{\beta-\alpha}$ where the top- (and bottom-quark) Yukawa coupling g_t^H (and g_b^H) for the heavy Higgs boson in a 2HDM of type II (or I) are suppressed. Another possibility is a relatively large value of t_β , which increases the relevance of the bottom-quark Yukawa coupling g_b^H for the heavy Higgs boson in a 2HDM of type II. A general difference between scenarios S2, S3 and S5 and scenarios S1 and S4 is also the heavy Higgs boson mass. The latter is once above and once below the top threshold $2m_t$. For $m_H > 2m_t$ on the one hand the decay mode $H \rightarrow t\bar{t}$ opens and on the other hand also an imaginary part of the amplitude $gg \rightarrow H \rightarrow VV$ is induced through the top-quark loop, which is of importance for interferences, see also Ref. [45].

For completeness we also investigated a “flipped Yukawa” scenario, see e.g. Refs. [83–85], where the relative bottom Yukawa coupling of the light Higgs is $g_b^h = -1$. Such a scenario makes it possible to have a relatively large value for $c_{\beta-\alpha}$ and thus a large coupling of the heavy Higgs boson to gauge bosons keeping the light Higgs compatible with experimental bounds. However, in the processes under consideration it does not provide new features with respect to the other five scenarios and is thus not listed separately.

Our studies are generally carried out for the LHC with a centre-of-mass energy of $\sqrt{s} = 13$ TeV, except for scenario S1 which is investigated both at 8 TeV and 13 TeV. The role of interference effects is a bit less pronounced at 7/8 TeV compared to 13 TeV. We make use of CT10nnlo [86] as PDF set for the gluon luminosities. Since our calculations are purely performed at LO, the renormalization scale dependence enters through the strong coupling α_s only, which we take from the employed PDF set. We choose the renormalization and factorization scale to be dynamical, namely half of the invariant mass of the gauge boson system $\mu_R = \mu_F = m_{VV}/2$, i.e. $\mu_R = \mu_F = m_{4l}/2$ in case of the four leptonic final states. Since the Gram determinants of the box diagrams, see Fig. 1 (c), approach zero for low p_T of the heavy gauge bosons, we perform a technical cut of $p_T^Z > 2$ GeV and $p_T^W > 2$ GeV for all our processes. It is known to have a small effect on the cross section [21, 25], which we have numerically confirmed for the processes under consideration.

For the processes with four charged leptons or two charged leptons and two neutrinos in the final state, we additionally cut on the transverse momentum and the pseudorapidity of each lepton l , $p_T^l > 10$ GeV and $|\eta_l| < 2.7$, the R -separation between individual leptons $R^{ll'} > 0.1$, as well as $m_{ll} > 5$ GeV, where ll is an oppositely charged same-flavour dilepton pair. For the neutrinos we ask for a total missing transverse momentum of $E_T^{\text{miss}} > 70$ GeV. The cuts are inspired by the recent ATLAS analysis carried out in Ref. [58].

One of the most important observables is certainly the invariant mass distribution of the four leptons, as the two Higgs bosons manifest themselves in Breit-Wigner peaks in this

distribution. For the first process $gg \rightarrow e^+e^-\mu^+\mu^-$ of Eq. (3) this observable m_{4l} is also experimentally easily accessible due to two electrons and two muons in the final state. In the cases with neutrinos in the final state the situation is more involved. The invariant mass is no longer an observable that is experimentally accessible but only a transverse component can be measured. As we are particularly interested in a heavy Higgs boson that will decay into the four leptons via two intermediate electroweak gauge bosons, a sensible choice is to consider the transverse mass of the underlying two boson system. In our case the two boson system can be ZZ as well as WW . We therefore define a general transverse mass via [87]

$$m_{VV,T}^2 = (E_{T,u} + E_{T,\nu\nu})^2 - |\vec{p}_{T,u} + \vec{p}_{T,\nu\nu}|^2, \quad (5)$$

with

$$E_{T,u} = \sqrt{p_{\vec{u}}^2 + |\vec{p}_{T,u}|^2}, \quad \text{and} \quad E_T^{\text{miss}} = E_{T,\nu\nu} = |\vec{p}_{T,\nu\nu}|. \quad (6)$$

In the case of a purely leptonic final state the last squared term in Eq. (5) vanishes. As we are interested in the heavy Higgs boson and its interference with the light Higgs boson and the background we put an additional cut on the invariant mass. For the scenarios where the heavy Higgs mass is 400 GeV, we require $m_{4l} > 350$ GeV for the muonic process. For the neutrino process we apply the same cut but on $m_{VV,T}$. For the scenarios where the heavy Higgs boson mass is 200 GeV, we choose the invariant mass cut as $m_{4l} > 100$ GeV or $m_{VV,T} > 100$ GeV, respectively.

4 Numerical results

We present our numerical results as follows: We start with a discussion of the four fermionic final states making use of the benchmark scenarios defined in Section 3. Afterwards we exemplify the relevance of interference effects for $gg \rightarrow ZZ$, where we vary either the heavy Higgs mass m_H , the relative coupling to gauge bosons $s_{\beta-\alpha}$ ($c_{\beta-\alpha}$ for the heavy Higgs respectively) or the ratio of vacuum expectation values t_β and fix the other parameters according to the benchmark scenarios. The three mentioned free parameters are the ones relevant for the phenomenology of the heavy Higgs boson in the processes under consideration. As noted the heavy Higgs width Γ_H is obtained from 2HDMC.

The process $gg \rightarrow VV(\rightarrow e^+e^-\mu^+\mu^-/e^+e^-\nu_l\bar{\nu}_l)$ is by far superseded by the large background $q\bar{q} \rightarrow VV(\rightarrow e^+e^-\mu^+\mu^-/e^+e^-\nu_l\bar{\nu}_l)$ (without Higgs boson contributions), in particular at high invariant masses. However the two processes do not interfere and can be added incoherently. For the relevance of other backgrounds we refer to Ref. [58]. A detailed simulation with all backgrounds in order to determine to which cross sections the experiments are actually sensitive at high integrated luminosities is beyond the scope of this paper. In addition, with increasing t_β in a 2HDM of type II the bottom-quark initiated processes $b\bar{b} \rightarrow VV(\rightarrow e^+e^-\mu^+\mu^-/e^+e^-\nu_l\bar{\nu}_l)$ become relevant, which involve Higgs boson contributions and thus similar interferences as observed in the gluon initiated processes.

4.1 Discussion of four-fermion final states

In the following we discuss the processes

$$gg \rightarrow e^+e^-\mu^+\mu^-, \quad gg \rightarrow e^+e^-\nu_{\mu/\tau}\bar{\nu}_{\mu/\tau}, \quad gg \rightarrow e^+e^-\nu_e\bar{\nu}_e, \quad (7)$$

for the benchmark scenarios and the cuts shown in Section 3, taking into account the contributions displayed in Section 2.2.

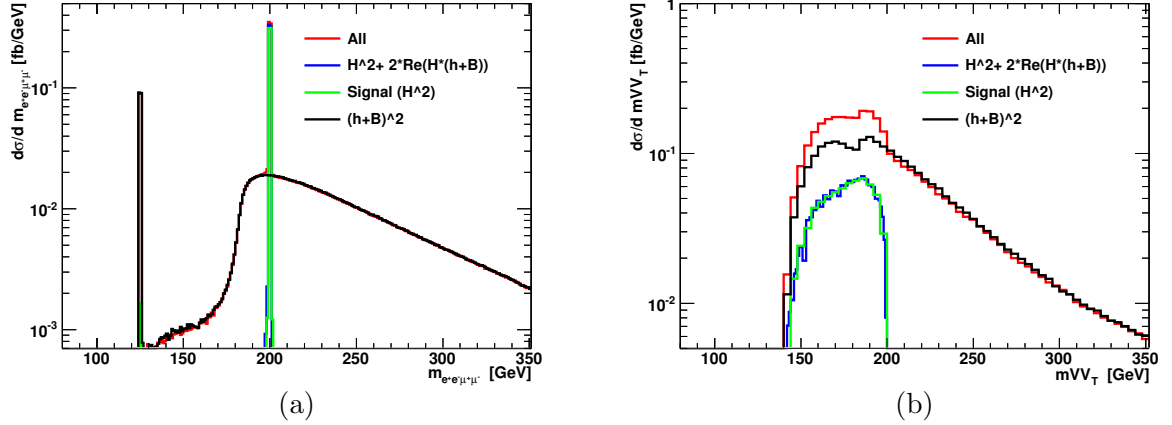


Figure 4: (a) Invariant mass distribution for $gg \rightarrow e^+e^-\mu^+\mu^-$ and (b) transverse mass distribution for $gg \rightarrow e^+e^-\nu_l\bar{\nu}_l$ for scenario S1 at $\sqrt{s} = 13$ TeV.

We start the discussion of the numerical results with scenario S1. Fig. 4 shows the invariant mass distribution of the four leptons for $gg \rightarrow e^+e^-\mu^+\mu^-$ and the transverse mass distribution using the definition in Eq. (5) for the processes involving final state neutrinos. In this plot and in the following we distinguish four different contributions. In red, denoted with “All”, we plot all contributions that lead to the given final state in the considered scenario. In green, we only plot the contribution from the heavy Higgs boson, whereas in blue we also add the interference of the heavy Higgs boson with the background and the light Higgs boson. The contribution $|h + B|^2$, plotted in black, contains besides the contributions without any Higgs also contributions of the light Higgs as well as the interference contributions of the light Higgs boson with non-Higgs diagrams.

In the invariant mass plot of $gg \rightarrow e^+e^-\mu^+\mu^-$, see Fig. 4 (a), the two Higgs boson peaks at $m_{4l} = 125$ and 200 GeV can be clearly seen. Due to the very small width of the heavy Higgs boson there is no distortion of the Breit-Wigner shape visible, and also the impact of the interference contribution to the total height of the peak is rather small. The transverse mass distribution for $gg \rightarrow e^+e^-\nu_l\bar{\nu}_l$, see Fig. 4 (b), shows a quite different pattern. First of all there is no peak from the light Higgs boson. The reason for this are the different cuts compared to the process without neutrinos. The requirement of $E_T^{\text{miss}} > 70$ GeV excludes this region of phase space. Due to the fact that the four-momenta of the neutrinos are experimentally not accessible one sets $E_{T,\nu\nu} = |\vec{p}_{T,\nu\nu}|$, which ignores the invariant mass of the neutrino system. This removes the sharp peak of the heavy Higgs boson, which is visible in the invariant mass distribution of the muon process. Instead of a distinguished peak one obtains a broad distribution. But also here the contribution of the interference remains small. A second difference compared to the muon process is the occurrence of a small dip at around $m_{VV,T} = 180$ GeV in both signal and background. This specific shape is due to the fact that the total contribution to the process with neutrino final state consists of the sum of two different sub-processes, namely the one with the electron neutrino and the ones with muon- and tau neutrino in the final state. Whereas the first sub-process also has contributions from intermediate W -bosons, this is not the case for the latter sub-processes. The two sub-processes therefore show a different kinematical behaviour, and the sum of the two contributions leads to the given distribution.

Scenario S4 shown in Fig. 5 is phenomenologically similar to scenario S1 with a very narrow heavy Higgs boson peak. In contrast to scenario S1 the couplings of the heavy Higgs

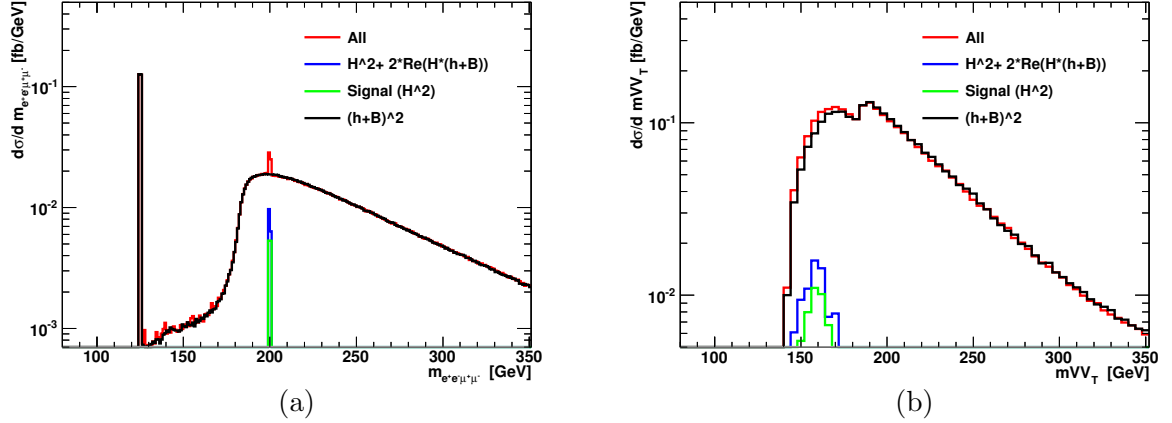


Figure 5: (a) Invariant mass distribution for $gg \rightarrow e^+e^-\mu^+\mu^-$ and (b) transverse mass distribution for $gg \rightarrow e^+e^-\nu_l\bar{\nu}_l$ for scenario S4 at $\sqrt{s} = 13$ TeV.

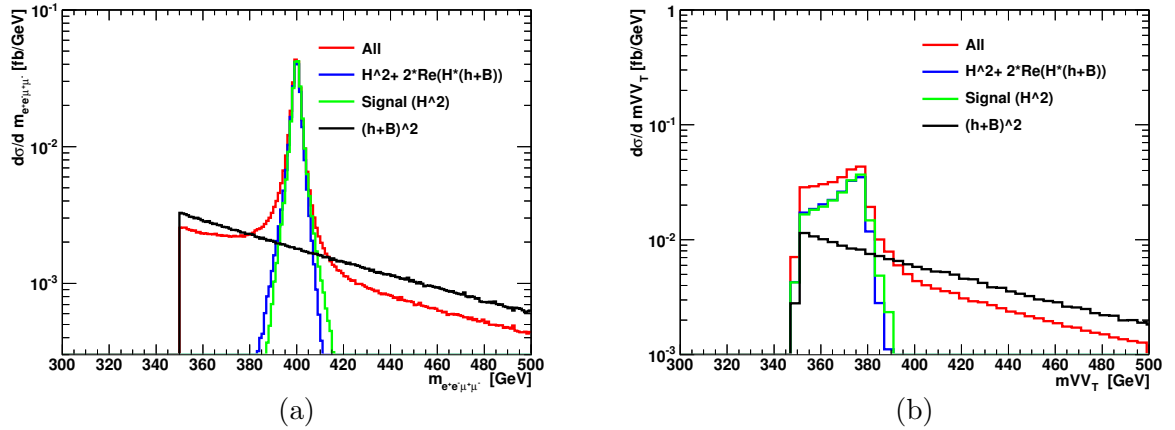


Figure 6: (a) Invariant mass distribution for $gg \rightarrow e^+e^-\mu^+\mu^-$ and (b) transverse mass distribution for $gg \rightarrow e^+e^-\nu_l\bar{\nu}_l$ for scenario S2 at $\sqrt{s} = 13$ TeV.

to the fermions and gauge bosons are smaller leading to a small heavy Higgs boson signal. The relative importance of the interference effect is sizeable and increases the heavy Higgs boson signal by roughly a factor of 2. However its measurement remains challenging. For the neutrino process on the r.h.s. one observes a more pronounced dip as compared to scenario S1. In contrast to the type I scenario S4, the type II scenario S2 leads to a large signal-over-background ratio for the heavy Higgs peak as can be seen from Fig. 6. Accordingly the interference contribution leads only to a mild distortion of the shape and thus only has a small impact.

In general, comparing $gg \rightarrow e^+e^-\mu^+\mu^-$ with $gg \rightarrow e^+e^-\nu_l\bar{\nu}_l$, the big advantage of the latter process is the much larger total cross section. We find that for $\sqrt{s} = 13$ TeV the cross section for the process with neutrinos in the final state is roughly one order of magnitude larger than for $gg \rightarrow e^+e^-\mu^+\mu^-$. First there are three neutrino generations involved, second there are more additional underlying sub-processes (including internal W bosons) and different couplings. On the other hand $gg \rightarrow e^+e^-\nu_l\bar{\nu}_l$ is experimentally more difficult to access than $gg \rightarrow e^+e^-\mu^+\mu^-$ with four tagged leptons in two different flavors. For the latter process mass windows around the Z -boson mass even allow to cut away non-resonant contributions and only measure the pure $gg \rightarrow ZZ$ contribution.

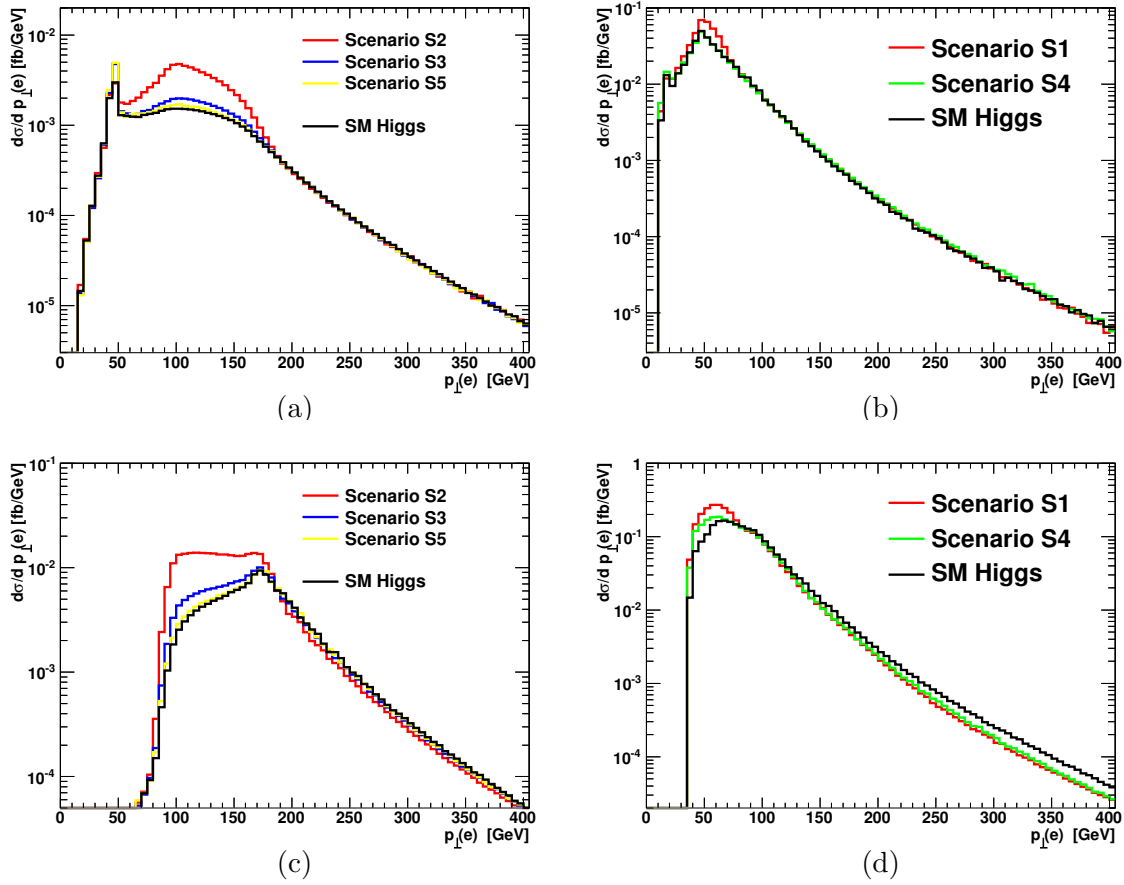


Figure 7: Transverse momentum distribution of the hardest electron (electron or positron) for (a,b) $gg \rightarrow e^+e^-\mu^+\mu^-$ and for (c,d) $gg \rightarrow e^+e^-\nu_l\bar{\nu}_l$ at $\sqrt{s} = 13$ TeV. Due to the different cuts on the invariant mass of the four leptons, the scenarios S2, S3 and S5 (a,c) are plotted separately from S1 and S4 (b,d).

In the following paragraphs we also discuss how other observables are affected by the presence of a second heavy Higgs boson. In the invariant mass distribution the effect is obvious as the heavy Higgs boson leads to an additional peak in the distribution. In contrast in other observables its presence is less significant but still sizeable.

In Fig. 7 we plot the transverse momentum distribution of the hardest electron, being either the involved electron or the positron. In Fig. 7 (a,b) the distribution is plotted for the final state including muons, Fig. 7 (c,d) shows the same distribution for the neutrino final state. The scenarios S2, S3 and S5 are plotted in a different figure than the scenarios S1 and S4 due to the different cuts on the invariant mass of the four leptons (350 GeV and 100 GeV). In order to investigate the question how the different 2HDM benchmark scenarios can be distinguished from the SM, we also plot the distribution for the SM including the SM Higgs boson. In contrast to the invariant mass and transverse mass spectra we do not split our results into the pure heavy Higgs boson and interference contributions, since the individual contributions would include large invariant mass contributions, not being unitarized.

For the SM with a cut on the invariant mass of 350 GeV we observe a peak coming from the Z -boson decay followed by a smoothly falling distribution, see Fig. 7 (a,c). Reducing the cut to 100 GeV changes the shape of the distribution significantly. In case of the scenarios S2, S3 and S5 we observe a substantial deviation from the Standard Model prediction for

the intermediate region $50 - 200$ GeV, which is caused by the effects of the additional heavy Higgs boson. For the cases of the scenarios S1 and S4 the effects are much less pronounced. This is partially due to the decreased importance of the heavy Higgs boson but also due to the fact that the heavy Higgs is 200 GeV in these scenarios, which means that the cut on the invariant mass is set to 100 GeV. These distributions therefore contain contributions from the light Higgs peak, which makes the heavy Higgs also relatively unimportant. For the neutrino final state one does not observe a peak in the transverse momentum distribution in the low p_T -region, which can be explained by the additional cut on the missing E_T of the neutrinos and by the additional presence of the W -pair processes plus the increased importance of off-shell contributions.

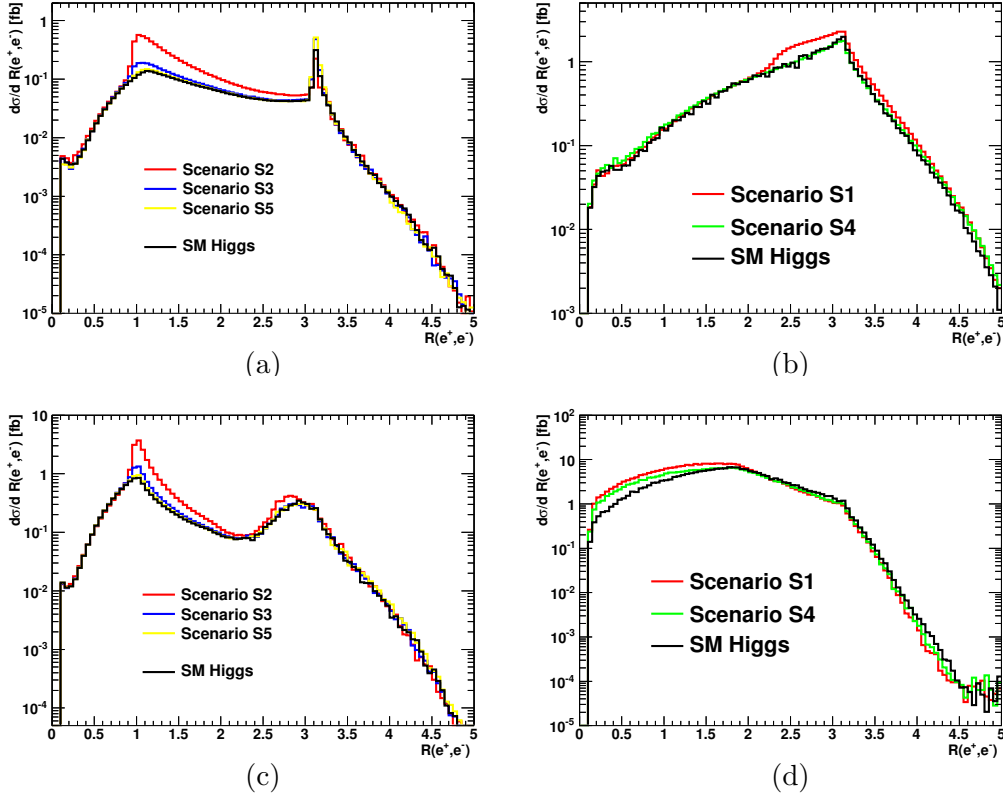


Figure 8: R -separation between electron and positron for (a,b) $gg \rightarrow e^+e^-\mu^+\mu^-$ and for (c,d) $gg \rightarrow e^+e^-\nu_l\bar{\nu}_l$ at $\sqrt{s} = 13$ TeV. Due to the different cuts on the invariant mass of the four leptons, the scenarios S2, S3 and S5 (a,c) are plotted separately from S1 and S4 (b,d).

Another interesting class of observables are angular correlations. In Fig. 8 we show the R -separation between the electron and the positron. Also here we have split the plots according to the different cuts in the same way as described above.

For $gg \rightarrow e^+e^-\mu^+\mu^-$ we observe a peak of the distribution at π which stems from Z -boson decays at rest where the leptons are in a back-to-back configuration. Adding an additional heavy Higgs boson leads to Z bosons that are boosted, which means that in the lab frame the distance between the same flavor leptons is reduced. The presence of a heavy Higgs therefore tends to shift the R -separation from back-to-back configuration toward smaller values. For the scenarios S1 and S4 this effect is much less pronounced as the importance of the heavy Higgs is reduced and in addition there is a contribution from the light Higgs (due to the lower cut on the invariant mass), which, however, cannot lead to boosted Z bosons. Therefore we

do not observe this shift toward smaller values of R but the distribution peaks at $R = \pi$.

For $gg \rightarrow e^+e^-\nu_l\bar{\nu}_l$ the peak at π is reduced to a kink, again due to the presence of an additional W -pair channel, but also here we see the tendency that the presence of the heavy Higgs shifts the R -separation toward smaller values.

We note that the presence of a heavy Higgs does not lead to drastic shape distortions of angular correlations and observables of the final state leptons. As both Higgs bosons are scalars, they decay isotropically which means that the heavy Higgs boson influences rather the kinematics of the leptons than the qualitative decay structure.

4.2 Relevance of interference contributions exemplified with $gg \rightarrow ZZ$

In the following study of the relevance of interference contributions we make use of the five benchmark scenarios presented in Tab. 2 and vary one of the three relevant parameters for our process, namely m_H , $\sin(\beta - \alpha)$ and t_β . The combination of the latter two also fixes the coupling of the heavy Higgs to top quarks and bottom quarks, see Eq. (2).

4.2.1 Dependence on m_H in scenarios S1

In order to make contact with the ATLAS analysis carried out in Ref. [58] we start with a discussion of the interference contributions as a function of m_H in scenario S1. In case of S1 the variation within $m_H = 150 - 700$ GeV corresponds to Fig. 14 of Ref. [58], where we keep $c_{\beta-\alpha} = -0.1$ (in the convention for $\beta - \alpha$ of the ATLAS analysis) fixed (as in Fig. 14 of Ref. [58]) and pick one value of t_β , namely $t_\beta = 2$, which leads to cross sections close to the achieved experimental sensitivity in the first run of the LHC. To match the numbers of the ATLAS analysis the centre-of-mass energy for scenario S1 is set to $\sqrt{s} = 8$ TeV. We quantify the relevance of the interference as follows: We integrate the differential cross section $d\sigma^X/dm_{ZZ}$ for $gg \rightarrow ZZ$ in the range $m_{ZZ} \in m_{ZZ}^I = [m_H - 15 \text{ GeV}, m_H + 15 \text{ GeV}]$ and compare the pure heavy Higgs signal peak $X = |H|^2$ with the heavy Higgs peak taking into account the interference with the light Higgs $X = |H|^2 + 2\text{Re}(H \cdot h)$ and the interference with the light Higgs and the background $X = |H|^2 + 2\text{Re}(H \cdot h) + 2\text{Re}(H \cdot B)$, where the background stems from the box diagrams not involving a Higgs boson. All individual contributions are gauge-invariant in this case. The procedure does not take into account the fact that the interferences are often close to be point symmetric with respect to $m_{ZZ} = m_H$, i.e. parts of the interferences below ($m_{ZZ} < m_H$) and above ($m_{ZZ} > m_H$) the heavy Higgs boson peak cancel each other when integrating over the whole range m_{ZZ}^I . This is however only of relevance if the peak can be experimentally resolved and of large importance in the case the mass (and possibly width) of a heavy Higgs should be deduced from the peak position and its structure. For a discussion of axially and point symmetric contributions with respect to $m_{ZZ} = m_H$ we also refer to Ref. [45], where the imaginary part of the contributions, due to its axially symmetric structure, is identified to be most relevant for interferences.

Fig. 9 (a) shows the Higgs width Γ_H as a function of the Higgs mass m_H for scenario S1. The width Γ_H increases rapidly above the top-quark threshold $m_H > 2m_t$, which lowers the inclusive cross section within m_{ZZ}^I significantly, as it can be deduced from Fig. 9 (b). The latter presents σ^X for the pure signal $X = |H|^2$ in black as well as for $X = |H|^2 + 2\text{Re}(H \cdot h)$ in red and for $X = |H|^2 + 2\text{Re}(H \cdot h) + 2\text{Re}(H \cdot B)$ in blue. The relative difference of the contributions with respect to $|H|^2$ is shown in Fig. 9 (c). We deduce that the interference contributions are below $\mathcal{O}(10\%)$ in the whole parameter range, even in regions where the Higgs width becomes so large that the validity of the narrow-width approximation (NWA) for H can be questioned. Note that the interferences are getting larger for $gg \rightarrow ZZ$, when the Higgs mass approaches the kinematic threshold $2m_Z$ from above, since in this example

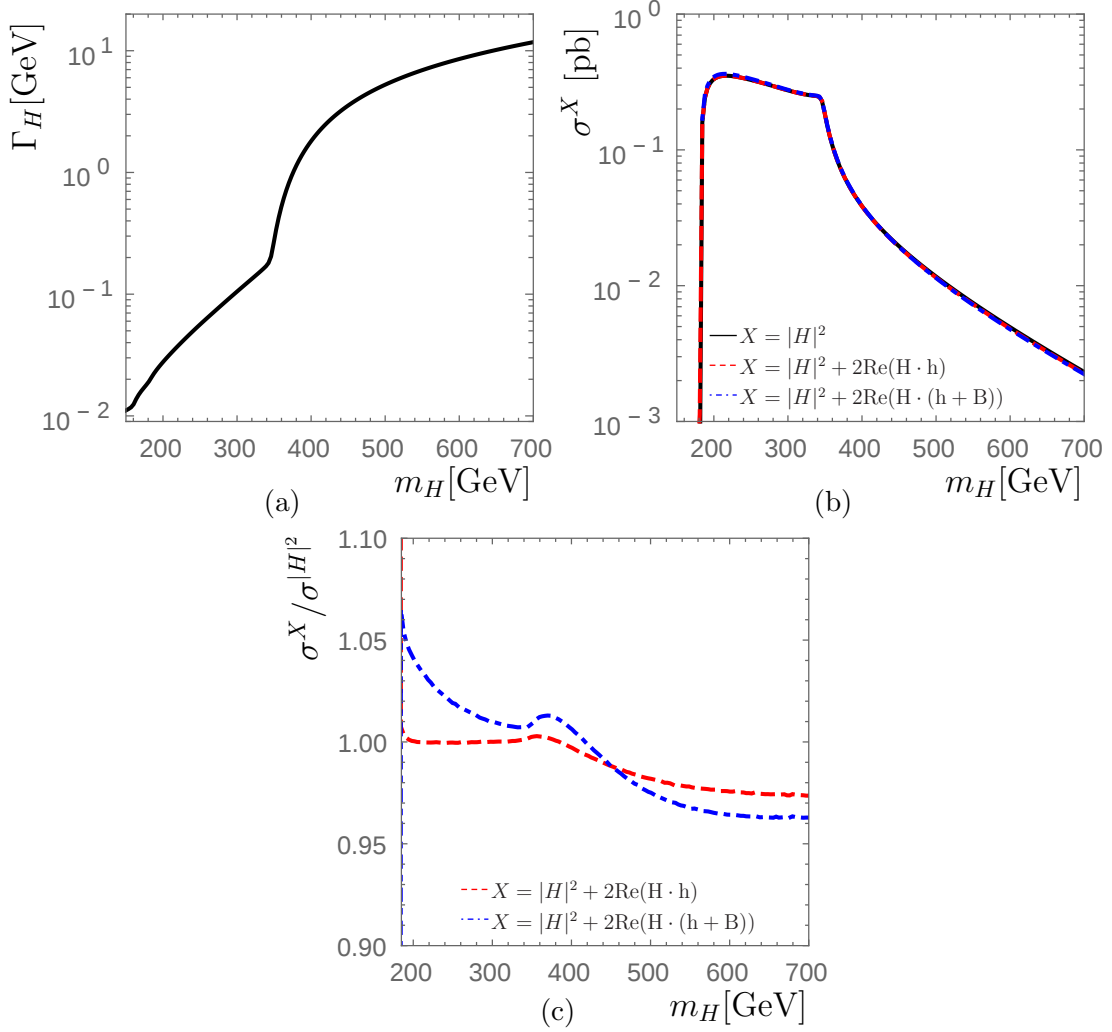


Figure 9: Scenario S1 as a function of the heavy Higgs mass m_H in GeV showing (a) the Higgs width Γ_H in GeV; (b) the inclusive cross section σ^X in pb within m_{ZZ}^I and for $\sqrt{s} = 8$ TeV (black: $X = |H|^2$; red, dashed: $X = |H|^2 + 2\text{Re}(H \cdot h)$; blue, dot-dashed: $X = |H|^2 + 2\text{Re}(H \cdot (h + B))$); (c) the relative ratio of cross sections $\sigma^X / \sigma^{|H|^2}$ within m_{ZZ}^I .

the interferences are point symmetric with respect to $m_{ZZ} = m_H$ and the phase space region $2m_Z < m_{ZZ} < m_H$ is reduced. Still we conclude that the usage of the NWA for H in the ATLAS analysis [58] is justified given the obtained sensitivities on the cross sections. Similar conclusions can also be drawn in the mentioned “flipped Yukawa” scenario, even though it allows for slightly larger values of $c_{\beta-\alpha}$.

Given the presented results the width and mass of the heavy Higgs are not the most relevant parameters for what concerns the size of the interferences. As we will see in the two subsequent subsections an increase in the relevance of the interference contributions is observed if the couplings of the heavy Higgs boson, in particular to the top-quark and bottom-quark loop, are suppressed or the latter is significantly enhanced.

4.2.2 Dependence on $s_{\beta-\alpha}$ in scenarios S1 and S4

In this subsection we treat $s_{\beta-\alpha}(c_{\beta-\alpha})$ as the parameter that is varied and set t_β to fixed values. For what concerns scenario S1, this choice corresponds to a line in Fig. 13 of Ref. [58]

if we fix $t_\beta = 2$. Second we pick the type I scenario S4. In both cases we vary $c_{\beta-\alpha}^2$ in the range $0.00001 - 1$, which corresponds to $s_{\beta-\alpha} = 0 - 0.999995$. We quantify the interferences as done in the previous subsection again for $\sqrt{s} = 8 \text{ TeV}$ for S1 and afterwards for $\sqrt{s} = 13 \text{ TeV}$ for S4.

In Fig. 10 (a,c,e) we present our results for S1. The figures provide complementary information as Fig. 9. Two interesting observations can be made: The interference is naturally larger in regions where the signal cross section $|H|^2$ becomes small as can be seen for very low values of $c_{\beta-\alpha}^2$. In addition, and this effect is generic to the 2HDM, the coupling of the heavy Higgs to individual quarks can vanish or the contributions between the top- and bottom-quark cancel. In our example at $c_{\beta-\alpha}^2 = 0.2$ the coupling to top quarks tends to zero, which can easily be understood by decomposing $g_t^H = \sin \alpha / \sin \beta = -s_{\beta-\alpha}/t_\beta + c_{\beta-\alpha}$. For $t_\beta > 0.7$ the corresponding value of $s_{\beta-\alpha}$, where $g_t^H = 0$, is above $s_{\beta-\alpha} > 0.57$ approaching 1 with increasing t_β . Necessarily the interferences in those regions appear to be large. Due to the remaining bottom-quark contributions the minimum is actually located at $c_{\beta-\alpha}^2 = 0.23$ in this specific example. The occurrence of large interferences however appears in regions where the signal cross sections is below experimental sensitivities, which reached $\mathcal{O}(0.05 - 1 \text{ pb})$ for the process $gg \rightarrow ZZ$ according to Fig. 12 in Ref. [58] in the first run of the LHC. The observed large effects of interferences occur at lower cross sections, which are however potentially of relevance with increasing statistics at the LHC. We show the different distributions $d\sigma^X/dm_{ZZ}$ at three values of $c_{\beta-\alpha}$ (marked in Fig. 10 (c,e)) in Fig. 11. Since we obtained the results of Fig. 11 for the partonic cross section and are interested in the relative contributions of the interference effects with respect to the pure heavy Higgs boson signal, we omit units at the y -axis. The inclusive cross section can be deduced from Fig. 10 (c). The three values of $c_{\beta-\alpha}^2$ correspond to $s_{\beta-\alpha} = 0.999975, 0.8888$ and 0.84 .

In Ref. [16] the relevance of interferences for a heavy Higgs boson in $e^+e^- \rightarrow ZVV/\nu\bar{\nu}VV$ in the context of a 2HDM at a linear collider was discussed. Since in these processes the Higgs is produced and decays through the couplings to heavy gauge bosons, the coupling g_V^H occurs twice in each Feynman diagram, whereas $gg \rightarrow ZZ$ only comes with one appearance. However, vector-boson fusion at the LHC also shows a larger suppression of the heavy Higgs boson signal involving the relevant coupling twice. The larger suppression naturally induces larger interference contributions, but however small event rates.

We finally discuss in this context a 2HDM of type I. As we have seen already a crucial quantity is the top-quark Yukawa coupling of the heavy Higgs g_t^H . Since in a 2HDM of type I the relative bottom-quark and top-quark Yukawa coupling are equal, $g_t^H = g_b^H$, the cross section as a function of $c_{\beta-\alpha}^2$ does indeed vanish for one specific value of $0.57 < s_{\beta-\alpha} \leq 1$ rather than just showing a minimum as depicted in Fig. 10 (c). We show this behaviour in Fig. 10 (b,d,f) for scenario S4, which again gives rise to very large interferences in this region, however with low cross sections below 10^{-1} pb .

4.2.3 Dependence on t_β in S2

Lastly we focus on the dependence on t_β in a 2HDM type II, where with increasing t_β the coupling to bottom-quarks tends to be enhanced for all Higgs bosons. Fig. 12 shows the Higgs width Γ_H and the relevance of the interferences as a function of t_β for scenario S2. With increasing t_β the total width Γ_H , depicted in Fig. 12 (a), first drops due to the drop in the partial width $H \rightarrow t\bar{t}$, for high $\tan \beta$ it rises due to the increase of the partial width $H \rightarrow b\bar{b}$. A fraction of heavy Higgs bosons is also decaying into a pair of lighter Higgs bosons $H \rightarrow hh$. Since however the latter decay mode depends on the values of m_A and m_H^\pm indirectly through the parameters of the Higgs potential, we stop at $t_\beta = 20$ where $H \rightarrow hh$ is still sub-dominant

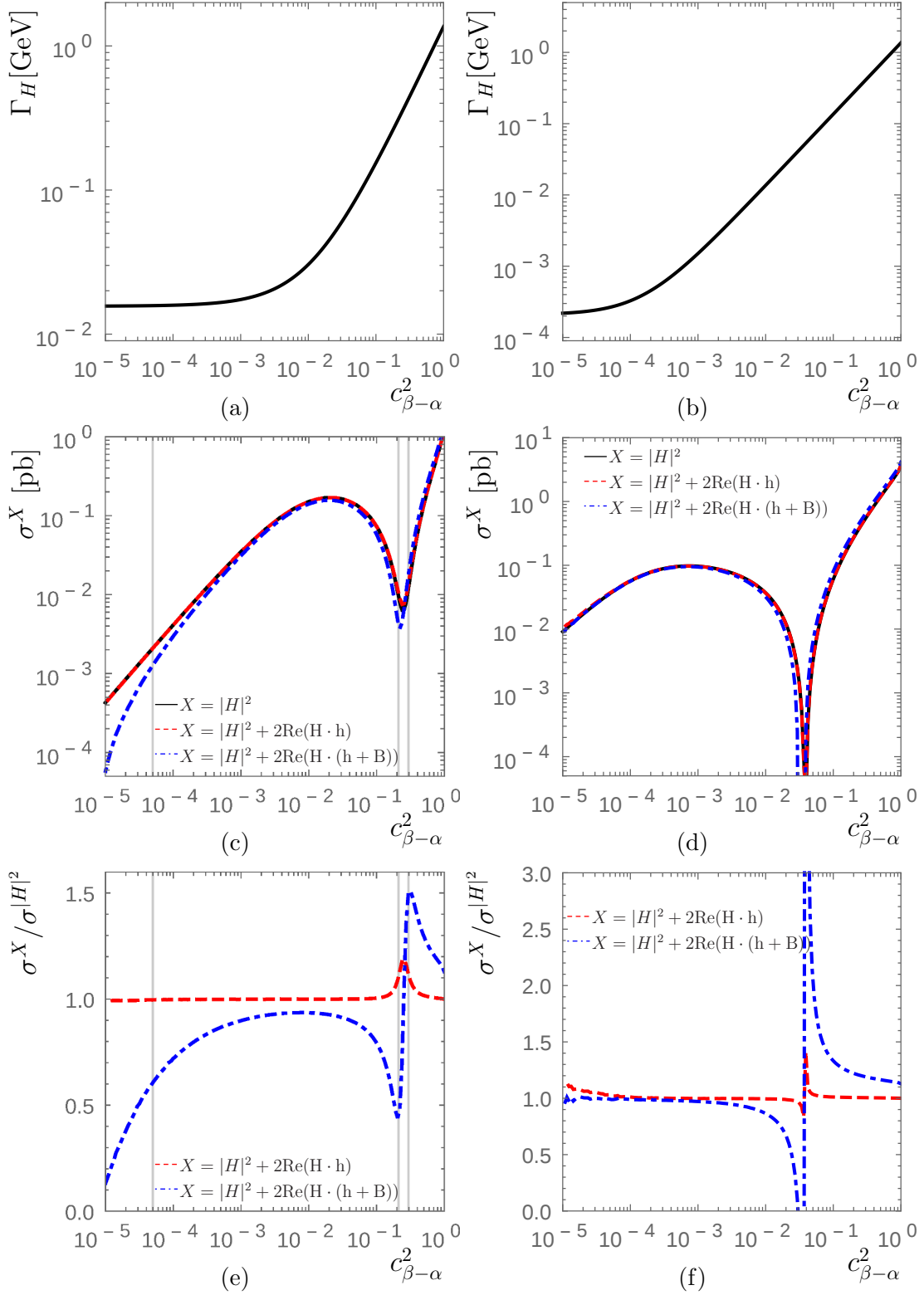


Figure 10: Scenario S1 (a,c,e) and scenario S4 (b,d,f) as a function of $c_{\beta-\alpha}^2$ showing (a,b) the Higgs width Γ_H in GeV; (c,d) the inclusive cross section σ^X in pb within m_{ZZ}^I for $\sqrt{s} = 8$ TeV and $\sqrt{s} = 13$ TeV respectively (black: $X = |H|^2$; red, dashed: $X = |H|^2 + 2\text{Re}(H \cdot h)$; blue, dot-dashed: $X = |H|^2 + 2\text{Re}(H \cdot h) + 2\text{Re}(H \cdot B)$); (e,f) the relative ratio of cross sections $\sigma^X / \sigma^{|H|^2}$ within m_{ZZ}^I . We show $d\sigma^X/dm_{ZZ}$ at the three marked values of $c_{\beta-\alpha}^2$ in Fig. 11.

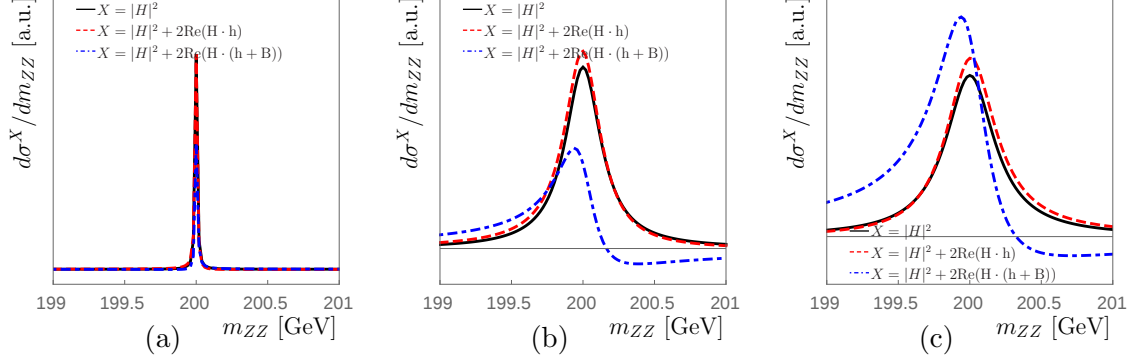


Figure 11: Partonic cross sections $d\sigma^X/dm_{ZZ}$ in arbitrary units (see text) as a function of m_{ZZ} in GeV for S1 for three different values of $c_{\beta-\alpha}^2$ marked in Fig. 10 (c,e), namely (a) $c_{\beta-\alpha}^2 = 0.00005$; (b) $c_{\beta-\alpha}^2 = 0.21$ and (c) $c_{\beta-\alpha}^2 = 0.2944$. The color coding again corresponds to black: $X = |H|^2$; red, dashed: $X = |H|^2 + 2\text{Re}(H \cdot h)$; blue, dot-dashed: $X = |H|^2 + 2\text{Re}(H \cdot h) + 2\text{Re}(H \cdot B)$.

and our results can be considered to a large extent independent of m_A, m_{H^\pm} and m_{12}^2 . We show the inclusive cross section again within the interval $m_{ZZ}^I = [m_H - 15 \text{ GeV}, m_H + 15 \text{ GeV}]$ in Fig. 12 (b) and (c) for $\sqrt{s} = 13 \text{ TeV}$. The local minimum in Fig. 12 (b) at $t_\beta \sim 7$ again corresponds to $g_t^H = 0$, which also explains the short rise of the cross section for $t_\beta > 7$. With increasing t_β the cross section $\sigma^{|H|^2}$ then constantly drops, the interferences on the other hand quickly gain in size. In addition, we show the form of the interferences for $t_\beta = 20$ in Fig. 12 (d), which defines scenario S5. Again these large interferences occur below the current experimental sensitivity, but being above 10^{-2} pb the region is potentially in reach for high statistics at the LHC. We note that values of $t_\beta > 2$ in combination with $s_{\beta-\alpha} = 0.99$ for S2 are meanwhile excluded from the non-compatibility with the light Higgs boson signal, see e.g. Ref. [83]. However the qualitative features are the same in phenomenologically viable scenarios with larger values of $s_{\beta-\alpha}$, as we have numerically checked for $s_{\beta-\alpha} = 0.999$.

The interference contribution with the light Higgs boson in this specific case is always positive both below and above the heavy Higgs mass peak $m_{ZZ} = m_H$, see Fig. 12 (d), and significantly larger than in the previously discussed scenarios due to the large bottom-quark contribution to $gg \rightarrow H \rightarrow ZZ$, which interferes with the bottom- and top-quark contribution to $gg \rightarrow h \rightarrow ZZ$. In contrast the interference with the background yields a much smaller and negative contribution to the inclusive cross section within m_{ZZ}^I , which reflects the unitarization of the cross section for large m_{ZZ} . Increasing $s_{\beta-\alpha}$ to 0.999 yields a similar picture, where the large positive interference is completely dominated by the interference of the bottom-quark contribution to $gg \rightarrow H \rightarrow ZZ$ with the top-quark contribution to $gg \rightarrow h \rightarrow ZZ$, however the total inclusive cross section is reduced to values slightly below 10^{-2} pb . Ref. [45] did not point out the relevance of the interference of the heavy Higgs signal with the light Higgs signal for large values of $\tan \beta$, however emphasized the importance of the bottom-quark loop in $gg \rightarrow H \rightarrow ZZ$ for what concerns the interference with the background. Lastly we comment on the influence of the heavy Higgs boson mass. Below the threshold of the $H \rightarrow hh$ decays, i.e. $m_H < 250 \text{ GeV}$, the size of interference with the light Higgs in $gg \rightarrow ZZ$ is also diminished due to the increase of $\sigma^{|H|^2}$. The negative interference with the background gets sizeable and reduces the cross section by about 50%. Above $m_H > 2m_h$, however, $\sigma^X/\sigma^{|H|^2}$ always significantly differs from 1. The interferences in these regions can thus significantly enhance the sensitivity to the heavy Higgs boson in experimental searches.

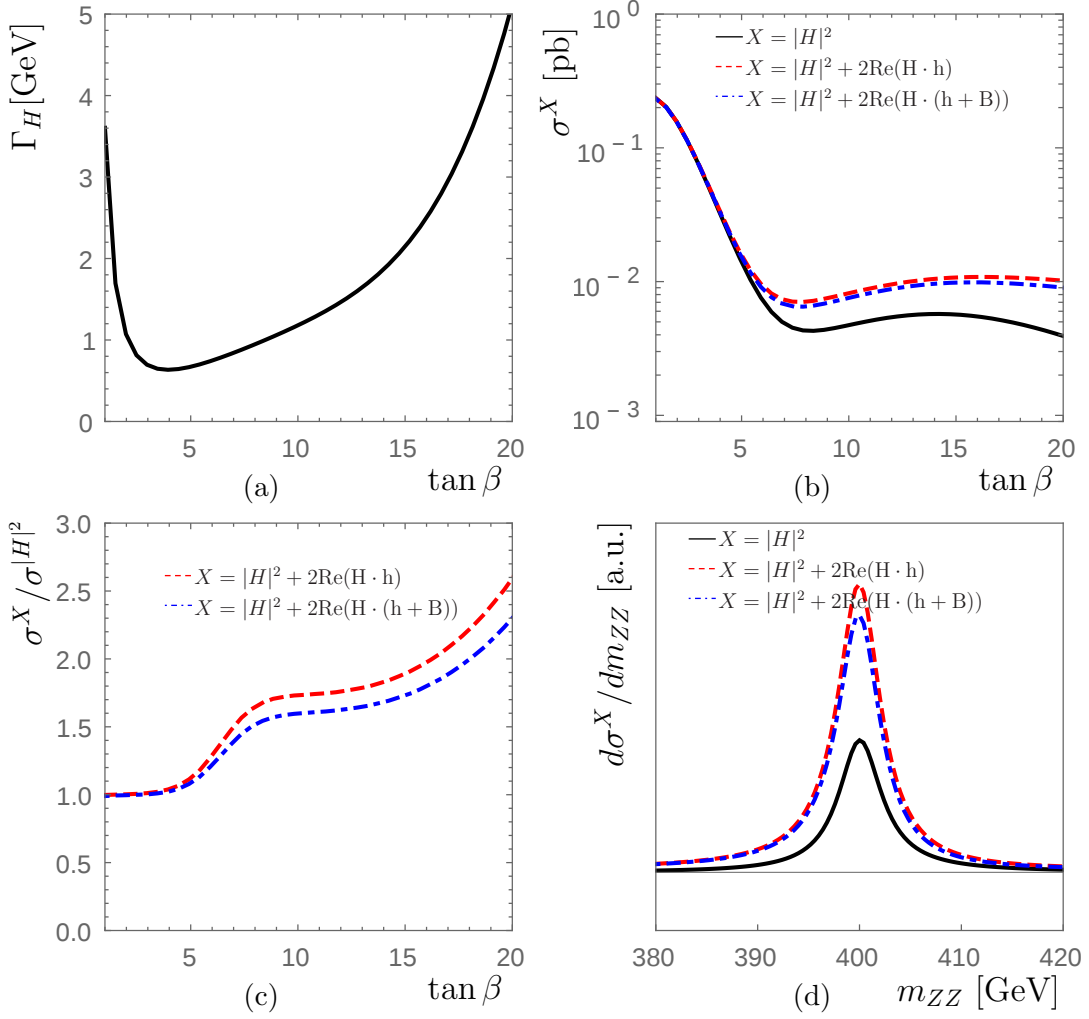


Figure 12: Scenario S2 (S5) as a function of t_β showing (a) the Higgs width Γ_H in GeV; (b) the inclusive cross section σ^X in pb within m_{ZZ}^I for $\sqrt{s} = 13$ TeV (black: $X = |H|^2$; red, dashed: $X = |H|^2 + 2\text{Re}(H \cdot h)$; blue, dot-dashed: $X = |H|^2 + 2\text{Re}(H \cdot h) + 2\text{Re}(H \cdot B)$); (c) the relative ratio of cross sections $\sigma^X / \sigma^{|H|^2}$ within m_{ZZ}^I . The partonic cross section $d\sigma^X / dm_{ZZ}$ in arbitrary units (see text) is shown in (d) as a function of m_{ZZ} in GeV for scenario S5 (S2 with $t_\beta = 20$).

In total we conclude that in particular for large values of t_β or vanishing g_t^H interferences can get of importance for future experimental analyses. In the first case the interference of the heavy Higgs contribution with the light Higgs can be significantly enhanced, in the second case the interference with the background. Those cases appear in regions where the inclusive cross sections are in the vicinity of 10^{-2} pb and thus potentially in reach with higher statistics at the LHC.

4.2.4 Interferences at high invariant masses

So far we focused on the interference effects between the heavy Higgs and the background as well as the heavy Higgs and the light Higgs in the vicinity of the heavy Higgs resonance. Within the region of the heavy Higgs mass peak the interference between the light Higgs and the background can be considered constant, with a negative contribution to $d\sigma / dm_{ZZ}$, and

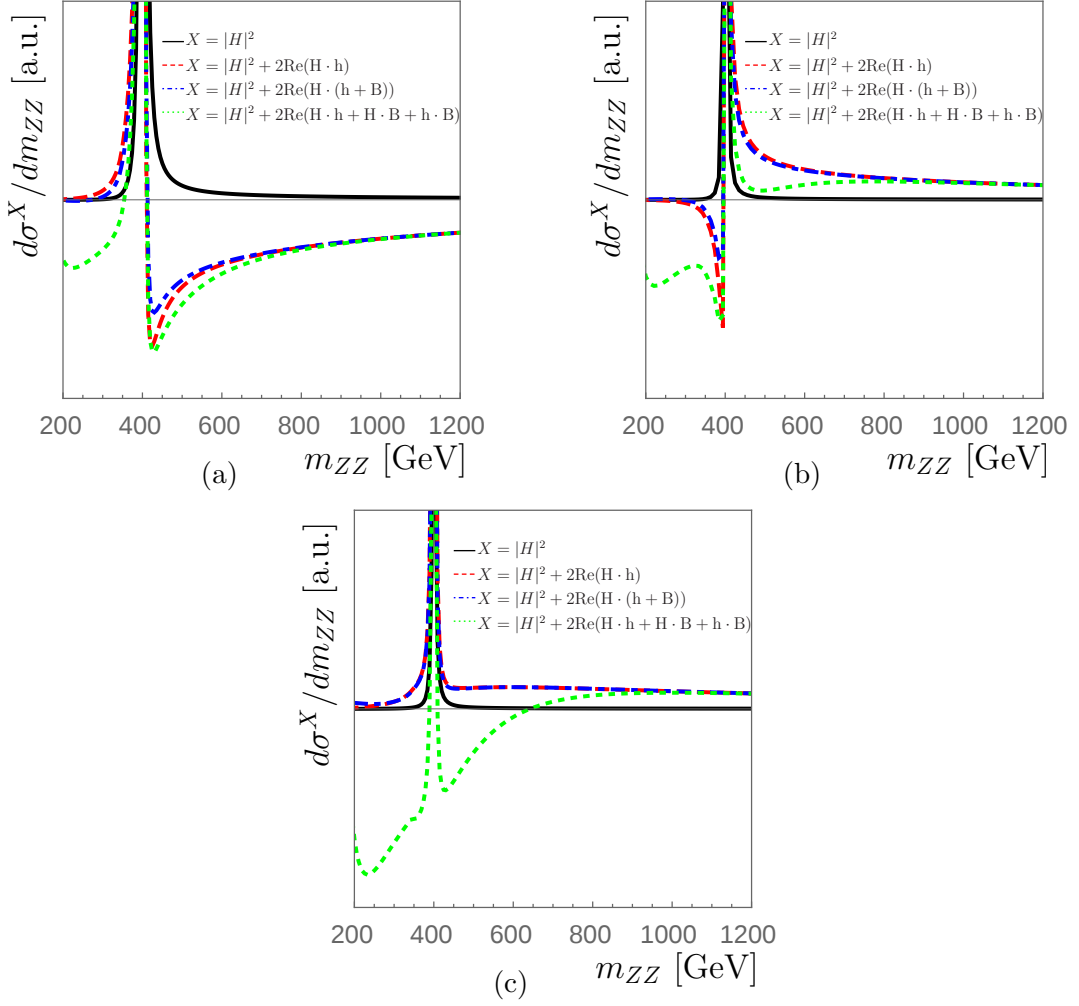


Figure 13: Partonic cross sections $d\sigma^X/dm_{ZZ}$ as a function of the invariant mass m_{ZZ} in GeV for scenario (a) S2, (b) S3 and (c) S5 (black: $X = |H|^2$; red, dashed: $X = |H|^2 + 2\text{Re}(H \cdot h)$; blue, dot-dashed: $X = |H|^2 + 2\text{Re}(H \cdot h) + 2\text{Re}(H \cdot B)$; green, dotted: $X = |H|^2 + 2\text{Re}(H \cdot h + H \cdot B + h \cdot B)$).

was therefore not considered in the discussion of $gg \rightarrow ZZ$ so far. However, similar to our discussion of the processes with four fermionic final states we now add the interference of the light Higgs boson with background diagrams also to $gg \rightarrow ZZ$, since at high invariant masses the interplay between all three contributions, h and H and the background B , is of relevance and plays a role in the unitarization of the cross section. In Fig. 13 we plot the differential cross section as a function of the invariant mass of the diboson system up to high masses beyond the heavy Higgs resonance. We exemplify the discussion for the three scenarios S2, S3 and S5. The differences between the colored curves display the importance of the different interference terms. Since again our study is performed for the partonic cross section and we are interested in the relative effects of the interferences among each other, we do not display units for $d\sigma/dm_{ZZ}$. At high invariant masses the interference between the heavy Higgs boson and the background is negligible, in contrast to the interference of the light Higgs and the heavy Higgs boson, which can be large and can have either sign. Moreover, the interference of the light Higgs boson and the background has a sizable impact below and above $m_{ZZ} = m_H$ up to invariant masses of about 1 TeV. It should be noted

that the interference effects below $m_{ZZ} = m_H$ are not easy to distinguish from the larger backgrounds in this region and are also reduced by our selection cuts. In the decoupling limit $|s_{\beta-\alpha}| \rightarrow 1$ the interference contributions of the light Higgs boson are of course larger than the interference $H \cdot B$. Fig.13 depicts different cases where the interference $h \cdot H$ is either negative, similar to the interference $h \cdot B$, or leads to a positive contribution to the differential cross section in a region $m_{ZZ} \in [450 \text{ GeV}, 1000 \text{ GeV}]$. The latter case is realised for scenarios S3 and S5, where the sum of the contributions entering with different sign gives rise to a “peak”-like structure. This structure also appears in the total four particle final state, where the gluon luminosities further suppress the cross section at high invariant masses. As a consequence, all interferences need to be taken into account in order to properly model “peak”-like structures of this kind and thus to correctly describe the cross section at high invariant masses.

5 Conclusions

We have investigated the production of a heavy Higgs boson of a \mathcal{CP} -conserving Two-Higgs-Doublet-Model in gluon fusion and its subsequent decay into a four-fermion final state. We have discussed in this context the invariant mass and transverse mass distributions for $gg \rightarrow e^+e^-\mu^+\mu^-$ and $gg \rightarrow e^+e^-\nu_l\bar{\nu}_l$, respectively, as well as other kinematical observables like the separation between outgoing same-flavor leptons and the transverse momentum distributions of the hardest electron/positron. The analysis has been carried out for five different benchmark scenarios. The relative importance of the interference contributions between the heavy Higgs boson, the light Higgs boson and the background has been investigated for the process in the on-shell approximation, $gg \rightarrow ZZ$. The employed code **GoSam** makes it possible to consistently take into account all mentioned interferences for the four-fermion final states, which should be of interest for future heavy Higgs boson searches.

We have shown that the interference effects are essential for a correct description of the differential cross section, in particular at high invariant masses of the gauge boson system. Rather than being a trivial function of the heavy Higgs mass m_H and the heavy Higgs width Γ_H , the mentioned interferences are in particular of relevance in regions of the parameter space where the heavy Higgs boson signal is diminished by small couplings. In case of a 2HDM of type II the enhancement of the bottom-Yukawa coupling for large values of $\tan\beta$ can also significantly enlarge the interference effects. We have investigated the approximation made in the recent ATLAS analysis in the 2HDM to neglect the interference contributions of the heavy Higgs boson with the background and the light Higgs boson. We have found that the relative importance of those interference contributions is at the level of $\mathcal{O}(10\%)$ with respect to the heavy Higgs boson signal cross section, and that the approximation to neglect the interference contributions involving the heavy Higgs boson was indeed justified in view of the experimental sensitivity that has been reached in the first run of the LHC. We have pointed out, however, that regions of the differential cross sections where interference effects are much larger are potentially in reach at high integrated luminosities. As an important result in this context we have found that interference contributions can significantly enhance the sensitivity to the heavy Higgs boson in experimental searches. In the vicinity of the heavy Higgs boson resonance the interference contributions are particularly important since they simultaneously alter the form and the position of the heavy Higgs boson mass peak. We have furthermore pointed out that the interference $h \cdot H$, which can enter with either sign, in combination with other contributions can actually mimic a “peak”-like structure. An accurate modelling of effects of this kind, which requires the proper incorporation of all interference contributions, is clearly highly relevant for future searches at high invariant masses.

Acknowledgments

The authors acknowledge support by “Deutsche Forschungsgemeinschaft” through the SFB 676 “Particles, Strings and the Early Universe”. This research was supported in part by the European Commission through the “HiggsTools” Initial Training Network PITN-GA-2012-316704. NG was supported by the Swiss National Science Foundation under contract PZ00P2_154829. We acknowledge the DESY Bird/NAF Cluster and the Helmholtz Alliance “Physics at the Terascale” for providing resources for parts of our numerical results.

References

- [1] G. Aad *et al.* [ATLAS Collaboration], Phys. Lett. B **716** (2012) 1 [arXiv:1207.7214].
- [2] S. Chatrchyan *et al.* [CMS Collaboration], Phys. Lett. B **716** (2012) 30 [arXiv:1207.7235].
- [3] H. M. Georgi, S. L. Glashow, M. E. Machacek and D. V. Nanopoulos, Phys. Rev. Lett. **40** (1978) 692.
- [4] S. Dawson, Nucl. Phys. B **359** (1991) 283.
- [5] A. Djouadi, M. Spira and P. M. Zerwas, Phys. Lett. B **264** (1991) 440.
- [6] D. Graudenz, M. Spira and P. M. Zerwas, Phys. Rev. Lett. **70** (1993) 1372.
- [7] M. Spira, A. Djouadi, D. Graudenz and P. M. Zerwas, Nucl. Phys. B **453** (1995) 17 [hep-ph/9504378].
- [8] R. V. Harlander and W. B. Kilgore, Phys. Rev. Lett. **88** (2002) 201801 [hep-ph/0201206].
- [9] C. Anastasiou and K. Melnikov, Nucl. Phys. B **646** (2002) 220 [hep-ph/0207004].
- [10] V. Ravindran, J. Smith and W. L. van Neerven, Nucl. Phys. B **665** (2003) 325 [hep-ph/0302135].
- [11] C. Anastasiou, C. Duhr, F. Dulat, F. Herzog and B. Mistlberger, Phys. Rev. Lett. **114** (2015) 21, 212001 [arXiv:1503.06056].
- [12] S. Dittmaier *et al.* [LHC Higgs Cross Section Working Group Coll.], arXiv:1101.0593.
- [13] S. Dittmaier *et al.* [LHC Higgs Cross Section Working Group Coll.], arXiv:1201.3084.
- [14] S. Heinemeyer *et al.* [LHC Higgs Cross Section Working Group Coll.], arXiv:1307.1347.
- [15] N. Kauer and G. Passarino, JHEP **1208** (2012) 116 [arXiv:1206.4803].
- [16] S. Liebler, G. Moortgat-Pick and G. Weiglein, JHEP **1506** (2015) 093 [arXiv:1502.07970].
- [17] E. W. N. Glover and J. J. van der Bij, Phys. Lett. B **219** (1989) 488.
- [18] E. W. N. Glover and J. J. van der Bij, Nucl. Phys. B **321** (1989) 561.
- [19] T. Binoth, M. Ciccolini, N. Kauer and M. Kramer, JHEP **0612** (2006) 046 [hep-ph/0611170].
- [20] J. M. Campbell, R. K. Ellis and C. Williams, JHEP **1110** (2011) 005 [arXiv:1107.5569].
- [21] N. Kauer, PoS RADCOR **2011** (2011) 027 [arXiv:1201.1667].
- [22] G. Passarino, JHEP **1208** (2012) 146 [arXiv:1206.3824].
- [23] F. Cascioli, S. Höche, F. Krauss, P. Maierhöfer, S. Pozzorini and F. Siegert, JHEP **1401** (2014) 046 [arXiv:1309.0500].
- [24] N. Kauer, JHEP **1312** (2013) 082 [arXiv:1310.7011].
- [25] J. M. Campbell, R. K. Ellis and C. Williams, JHEP **1404** (2014) 060 [arXiv:1311.3589].
- [26] J. M. Campbell, R. K. Ellis and C. Williams, PoS LL **2014** (2014) 008 [arXiv:1408.1723].
- [27] F. Campanario, Q. Li, M. Rauch and M. Spira, JHEP **1306** (2013) 069 [arXiv:1211.5429].
- [28] J. M. Campbell, R. K. Ellis, E. Furlan and R. Röntsch, Phys. Rev. D **90** (2014) 9, 093008 [arXiv:1409.1897].
- [29] M. Bonvini, F. Caola, S. Forte, K. Melnikov and G. Ridolfi, Phys. Rev. D **88** (2013) 3, 034032 [arXiv:1304.3053].

- [30] C. S. Li, H. T. Li, D. Y. Shao and J. Wang, JHEP **1508** (2015) 065 [arXiv:1504.02388].
- [31] N. Kauer, C. O'Brien and E. Vryonidou, JHEP **1510** (2015) 074 [arXiv:1506.01694].
- [32] S. Dawson, S. Dittmaier and M. Spira, Phys. Rev. D **58** (1998) 115012 [hep-ph/9805244].
- [33] L. Altenkamp, S. Dittmaier, R. V. Harlander, H. Rzehak and T. J. E. Zirke, JHEP **1302** (2013) 078 [arXiv:1211.5015].
- [34] Z. Bern, L. J. Dixon and C. Schmidt, Phys. Rev. D **66** (2002) 074018 [hep-ph/0206194].
- [35] F. Caola, J. M. Henn, K. Melnikov, A. V. Smirnov and V. A. Smirnov, JHEP **1506** (2015) 129 [arXiv:1503.08759].
- [36] A. von Manteuffel and L. Tancredi, JHEP **1506** (2015) 197 [arXiv:1503.08835].
- [37] K. Melnikov and M. Dowling, Phys. Lett. B **744** (2015) 43 [arXiv:1503.01274].
- [38] F. Caola, K. Melnikov, R. Röntsch and L. Tancredi, Phys. Lett. B **754** (2016) 275 [arXiv:1511.08617].
- [39] J. F. Gunion, H. E. Haber, G. L. Kane and S. Dawson, Front. Phys. **80** (2000) 1.
- [40] A. G. Akeroyd, Phys. Lett. B **377** (1996) 95 [hep-ph/9603445].
- [41] A. G. Akeroyd, J. Phys. G **24** (1998) 1983 [hep-ph/9803324].
- [42] M. Aoki, S. Kanemura, K. Tsumura and K. Yagyu, Phys. Rev. D **80** (2009) 015017 [arXiv:0902.4665].
- [43] G. C. Branco, P. M. Ferreira, L. Lavoura, M. N. Rebelo, M. Sher and J. P. Silva, Phys. Rept. **516** (2012) 1 [arXiv:1106.0034].
- [44] N. Craig and S. Thomas, JHEP **1211** (2012) 083 [arXiv:1207.4835].
- [45] S. Jung, J. Song and Y. W. Yoon, arXiv:1510.03450.
- [46] S. Jung, J. Song and Y. W. Yoon, Phys. Rev. D **92** (2015) 5, 055009 [arXiv:1505.00291].
- [47] B. Hespel, D. Lopez-Val and E. Vryonidou, JHEP **1409** (2014) 124 [arXiv:1407.0281].
- [48] B. Hespel, F. Maltoni and E. Vryonidou, JHEP **1506** (2015) 065 [arXiv:1503.01656].
- [49] E. Maina, JHEP **1506** (2015) 004 [arXiv:1501.02139].
- [50] N. Kauer and C. O'Brien, Eur. Phys. J. C **75** (2015) 374 [arXiv:1502.04113].
- [51] A. Ballestrero and E. Maina, JHEP **1601** (2016) 045 [arXiv:1506.02257].
- [52] G. Cullen, N. Greiner, G. Heinrich, G. Luisoni, P. Mastrolia, G. Ossola, T. Reiter and F. Tramontano, Eur. Phys. J. C **72** (2012) 1889 [arXiv:1111.2034].
- [53] G. Cullen, H. van Deurzen, N. Greiner, G. Heinrich, G. Luisoni, P. Mastrolia, E. Mirabella and G. Ossola *et al.*, Eur. Phys. J. C **74** (2014) 8, 3001 [arXiv:1404.7096].
- [54] R. V. Harlander, S. Liebler and T. Zirke, JHEP **1402** (2014) 023 [arXiv:1307.8122].
- [55] O. Brein, R. V. Harlander and T. J. E. Zirke, Comput. Phys. Commun. **184** (2013) 998 [arXiv:1210.5347].
- [56] D. Eriksson, J. Rathsman and O. Stål, Comput. Phys. Commun. **181** (2010) 189 [arXiv:0902.0851].
- [57] V. Khachatryan *et al.* [CMS Collaboration], JHEP **1510** (2015) 144 [arXiv:1504.00936].
- [58] G. Aad *et al.* [ATLAS Collaboration], Eur. Phys. J. C **76** (2016) 1, 45 [arXiv:1507.05930].
- [59] R. V. Harlander, S. Liebler and H. Mantler, Comput. Phys. Commun. **184** (2013) 1605 [arXiv:1212.3249].
- [60] A. Bredenstein, A. Denner, S. Dittmaier and M. M. Weber, JHEP **0702** (2007) 080 [hep-ph/0611234].
- [61] A. Bredenstein, A. Denner, S. Dittmaier and M. M. Weber, Phys. Rev. D **74** (2006) 013004 [hep-ph/0604011].
- [62] T. Hahn, Comput. Phys. Commun. **140** (2001) 418 [hep-ph/0012260].
- [63] T. Hahn and M. Perez-Victoria, Comput. Phys. Commun. **118** (1999) 153 [hep-ph/9807565].
- [64] P. Nogueira, J. Comput. Phys. **105** (1993) 279.
- [65] J. A. M. Vermaseren, math-ph/0010025.

- [66] J. Kuipers, T. Ueda, J. A. M. Vermaseren and J. Vollinga, *Comput. Phys. Commun.* **184** (2013) 1453 [arXiv:1203.6543].
- [67] G. Cullen, M. Koch-Janusz and T. Reiter, *Comput. Phys. Commun.* **182** (2011) 2368 [arXiv:1008.0803].
- [68] T. Reiter, *Comput. Phys. Commun.* **181** (2010) 1301 [arXiv:0907.3714].
- [69] P. Mastrolia, E. Mirabella and T. Peraro, *JHEP* **1206** (2012) 095 [*JHEP* **1211** (2012) 128] [arXiv:1203.0291].
- [70] H. van Deurzen, G. Luisoni, P. Mastrolia, E. Mirabella, G. Ossola and T. Peraro, *JHEP* **1403** (2014) 115 [arXiv:1312.6678].
- [71] T. Peraro, *Comput. Phys. Commun.* **185** (2014) 2771 [arXiv:1403.1229].
- [72] G. Ossola, C. G. Papadopoulos and R. Pittau, *Nucl. Phys. B* **763** (2007) 147 [hep-ph/0609007].
- [73] P. Mastrolia, G. Ossola, C. G. Papadopoulos and R. Pittau, *JHEP* **0806** (2008) 030 [arXiv:0803.3964].
- [74] G. Ossola, C. G. Papadopoulos and R. Pittau, *JHEP* **0805** (2008) 004 [arXiv:0802.1876].
- [75] P. Mastrolia, G. Ossola, T. Reiter and F. Tramontano, *JHEP* **1008** (2010) 080 [arXiv:1006.0710].
- [76] G. Heinrich, G. Ossola, T. Reiter and F. Tramontano, *JHEP* **1010** (2010) 105 [arXiv:1008.2441].
- [77] T. Binoth, J.-P. Guillet, G. Heinrich, E. Pilon and T. Reiter, *Comput. Phys. Commun.* **180** (2009) 2317 [arXiv:0810.0992].
- [78] G. Cullen, J. P. Guillet, G. Heinrich, T. Kleinschmidt, E. Pilon, T. Reiter and M. Rodgers, *Comput. Phys. Commun.* **182** (2011) 2276 [arXiv:1101.5595].
- [79] J. P. Guillet, G. Heinrich and J. F. von Soden-Fraunhofen, *Comput. Phys. Commun.* **185** (2014) 1828 [arXiv:1312.3887].
- [80] A. van Hameren, *Comput. Phys. Commun.* **182** (2011) 2427 [arXiv:1007.4716].
- [81] F. Maltoni and T. Stelzer, *JHEP* **0302** (2003) 027 [hep-ph/0208156].
- [82] J. Alwall *et al.*, *JHEP* **0709** (2007) 028 [arXiv:0706.2334].
- [83] H. E. Haber and O. Stål, *Eur. Phys. J. C* **75** (2015) 10, 491 [arXiv:1507.04281].
- [84] P. M. Ferreira, J. F. Gunion, H. E. Haber and R. Santos, *Phys. Rev. D* **89** (2014) 11, 115003 [arXiv:1403.4736].
- [85] P. M. Ferreira, R. Guedes, J. F. Gunion, H. E. Haber, M. O. P. Sampaio and R. Santos, arXiv:1410.1926.
- [86] J. Gao *et al.*, *Phys. Rev. D* **89** (2014) 3, 033009 [arXiv:1302.6246].
- [87] G. Aad *et al.* [ATLAS Collaboration], *JHEP* **1601** (2016) 032 [arXiv:1509.00389].