

Simultaneous amplification and attenuation in isotropic chiral materials

Tom G. Mackay*

*School of Mathematics and Maxwell Institute for Mathematical Sciences
University of Edinburgh, Edinburgh EH9 3FD, UK*

and

*NanoMM — Nanoengineered Metamaterials Group
Department of Engineering Science and Mechanics
Pennsylvania State University, University Park, PA 16802–6812, USA*

Akhlesh Lakhtakia[†]

*NanoMM — Nanoengineered Metamaterials Group
Department of Engineering Science and Mechanics
Pennsylvania State University, University Park, PA 16802–6812, USA*

Abstract

The electromagnetic field phasors in an isotropic chiral material (ICM) are superpositions of two Beltrami fields of different handedness. Application of the Bruggeman homogenization formalism to two-component composite materials delivers ICMs wherein Beltrami fields of one handedness attenuate whereas Beltrami waves of the other handedness amplify. One component material is a dissipative ICM, the other an active dielectric material.

Keywords: attenuation, amplification, Beltrami field, Bruggeman homogenization formalism, left-circular polarization, right-circular polarization

The issues of gain and loss are currently prominent ones in electromagnetics, as active component materials are being introduced in electromagnetic metamaterials in order to overcome losses [1–3]. Depending on the imaginary part of its permittivity scalar $\varepsilon(\omega)$ at angular frequency ω , an isotropic dielectric material is either (i) dissipative if $\text{Im}[\varepsilon(\omega)] > 0$ or (ii) active if $\text{Im}[\varepsilon(\omega)] < 0$ or (iii) neither if $\text{Im}[\varepsilon(\omega)] = 0$, provided that the electromagnetic fields are assumed to depend as $\exp(-i\omega t)$ on time t [4]. Whether an anisotropic dielectric material is dissipative or active is determined by the imaginary part of its permittivity dyadic $\underline{\underline{\varepsilon}}(\omega)$ [5]. Furthermore, anisotropic dielectric materials for which the imaginary part of $\underline{\underline{\varepsilon}}(\omega)$ is indefinite can exhibit gain for certain propagation directions and loss for other propagation directions [6].

This short article concerns the issue of simultaneous attenuation and amplification during planewave propagation along any specific direction in an isotropic chiral material (ICM). Such a material is characterized

*E-mail: T.Mackay@ed.ac.uk.

[†]E-mail: akhlesh@psu.edu

by the frequency-domain Tellegen constitutive relations [7][‡]

$$\left. \begin{aligned} \mathbf{D}(\mathbf{r}) &= \varepsilon \mathbf{E}(\mathbf{r}) + i\xi \mathbf{H}(\mathbf{r}) \\ \mathbf{B}(\mathbf{r}) &= -i\xi \mathbf{E}(\mathbf{r}) + \mu \mathbf{H}(\mathbf{r}) \end{aligned} \right\}. \quad (1)$$

The scalar constitutive parameters ε , ξ , and μ are complex-valued in general. The Bohren decomposition

$$\left. \begin{aligned} \mathbf{E}(\mathbf{r}) &= \mathbf{Q}_L(\mathbf{r}) - i\eta \mathbf{Q}_R(\mathbf{r}) \\ \mathbf{H}(\mathbf{r}) &= (i\eta)^{-1} \mathbf{Q}_L(\mathbf{r}) + \mathbf{Q}_R(\mathbf{r}) \end{aligned} \right\} \quad (2)$$

is employed to represent \mathbf{E} and \mathbf{H} as superpositions of a left-handed Beltrami field \mathbf{Q}_L and a right-handed Beltrami field \mathbf{Q}_R , with $\eta = \mu^{1/2} \varepsilon^{-1/2}$ [7]. In source-free regions, the two Beltrami fields obey the relations

$$\left. \begin{aligned} \nabla \times \mathbf{Q}_L(\mathbf{r}) &= k_L \mathbf{Q}_L(\mathbf{r}) \\ \nabla \times \mathbf{Q}_R(\mathbf{r}) &= -k_R \mathbf{Q}_R(\mathbf{r}) \end{aligned} \right\}, \quad (3)$$

where the wavenumbers

$$\left. \begin{aligned} k_L &= \omega (\mu^{1/2} \varepsilon^{1/2} + \xi) \\ k_R &= \omega (\mu^{1/2} \varepsilon^{1/2} - \xi) \end{aligned} \right\}. \quad (4)$$

Let us consider planewave propagation along the $+z$ direction. Then $\mathbf{Q}_L = (\hat{\mathbf{u}}_x + i\hat{\mathbf{u}}_y) \exp(ik_L z)$ is a left-circularly polarized (LCP) plane wave and $\mathbf{Q}_R = (\hat{\mathbf{u}}_x - i\hat{\mathbf{u}}_y) \exp(ik_R z)$ is a right-circularly polarized (RCP) plane wave. Could the LCP plane wave lose energy and the RCP plane wave gain energy, or *vice versa*, as z increases? More generally, could Beltrami waves of one handedness attenuate while Beltrami waves of the other handedness amplify, even if these Beltrami waves are not plane waves, but, say, spherical or cylindrical waves? In other words, could $\text{Im}(k_L)$ and $\text{Im}(k_R)$ be of opposite signs, but $\text{Re}(k_L)$ and $\text{Re}(k_R)$ have the same signs? If yes, then ICM research is promising for circular polarizers of a new type.

A perusal of literature on ICMs did not turn up any example for which $\text{Im}(k_L) \text{Im}(k_R) < 0$ but $\text{Re}(k_L) \text{Re}(k_R) > 0$. Hence, we decided to investigate a particulate composite material comprising an active dielectric material and a dissipative ICM. If the component materials can be regarded as being randomly distributed as electrically small particles, then the composite material could be homogenized into an ICM itself [8].

Let the component material labeled ‘a’ be an active isotropic dielectric material specified by the permittivity ε^a such that $\text{Re}(\varepsilon^a) > 0$ and $\text{Im}(\varepsilon^a) < 0$. Let the component material ‘b’ be a dissipative ICM, characterized by constitutive relations of the form given in Eqs. (1), but with the superscript ‘b’ attached to the constitutive parameters ε , ξ , and μ therein. We used the well-established Bruggeman formalism [9] to estimate the constitutive parameters ε^{Br} , ξ^{Br} , and μ^{Br} of the homogenized composite material (HCM), per Eqs. (1) but with the superscript ‘Br’ attached to the constitutive parameters ε , ξ , and μ therein. Let $f_a \in [0, 1]$ denote the volume fraction of component material ‘a’, the volume fraction of component material ‘b’ being $f_b = 1 - f_a$.

Figure 1 shows the real and imaginary parts of ε^{Br} , ξ^{Br} , and μ^{Br} as functions of f_a , when $\varepsilon^a = (2.0 - 0.02i) \varepsilon_0$, $\varepsilon^b = (3 + 0.01i) \varepsilon_0$, $\xi^b = (0.1 + 0.001i)/c_0$, and $\mu^b = (0.95 + 0.0002i) \mu_0$, with ε_0 and μ_0 being the permittivity and permeability of free space, respectively, and $c_0 = 1/\sqrt{\varepsilon_0 \mu_0}$. The component material ‘b’ is guaranteed to be dissipative since $[\text{Im}(\xi^b)]^2 < \text{Im}(\varepsilon^b) \text{Im}(\mu^b)$ [10]. The chosen values of ε^a , ε^b , ξ^b , and μ^b are physically plausible [6, 11, 12].

The real and imaginary parts of ε^{Br} , ξ^{Br} , and μ^{Br} vary almost linearly in Fig. 1 as f_a increases from 0 to 1, with their endpoints complying to the limits

$$\varepsilon^{\text{Br}} \rightarrow \begin{cases} \varepsilon^a \\ \varepsilon^b \end{cases}, \quad \xi^{\text{Br}} \rightarrow \begin{cases} 0 \\ \xi^b \end{cases}, \quad \mu^{\text{Br}} \rightarrow \begin{cases} 1 \\ \mu^b \end{cases} \quad \text{as } f_a \rightarrow \begin{cases} 1 \\ 0 \end{cases}. \quad (5)$$

[‡]Here, and henceforth, the dependencies of the constitutive parameters and field phasors on ω are not explicitly displayed.

In particular, the sign of $\text{Im}(\varepsilon^{\text{Br}})$ changes at $f_a \approx 0.27$.

The real and imaginary parts of the wavenumbers for the HCM—namely k_L^{Br} and k_R^{Br} per Eqs. (4) with the superscript ‘Br’ attached to k_L , k_R , ε , ξ , and μ therein—are plotted against volume fraction f_a in Fig. 2. Whereas $\text{Re}(k_L^{\text{Br}}) > 0$ and $\text{Re}(k_R^{\text{Br}}) > 0$ for any $f_a \in [0, 1]$, three mutually disjoint f_a -regimes can be identified for the signs of $\text{Im}(k_L^{\text{Br}})$ and $\text{Im}(k_R^{\text{Br}})$ as follows:

- (i) $f_a \in [0, 0.22)$, when $\text{Im}(k_L^{\text{Br}}) > 0$ and $\text{Im}(k_R^{\text{Br}}) > 0$;
- (ii) $f_a \in (0.22, 0.33)$, when $\text{Im}(k_L^{\text{Br}}) > 0$ and $\text{Im}(k_R^{\text{Br}}) < 0$; and
- (iii) $f_a \in (0.33, 1]$, when $\text{Im}(k_L^{\text{Br}}) < 0$ and $\text{Im}(k_R^{\text{Br}}) < 0$.

Clearly then, a continuous range of values of the volume fraction f_a , specifically $f_a \in (0.22, 0.33)$ for the example presented in Fig. 2, can exist wherein \mathbf{Q}_L attenuates whereas \mathbf{Q}_R amplifies.

If ξ is replaced by $-\xi$ in Eqs. (4), then k_L and k_R in Eqs. (4) are interchanged. Also, if the sign of $\text{Re}(\xi)$ is reversed in Eqs. (4), then $\text{Re}(k_L)$ and $\text{Re}(k_R)$ are interchanged, but $\text{Im}(k_L)$ and $\text{Im}(k_R)$ remain unchanged. Therefore, if ξ^{b} were to be replaced by $-\xi^{\text{b}}$ for the homogenization scenario represented in Figs. 1 and 2, then the handedness of the Beltrami field that is amplified/attenuated for the regime wherein $\text{Im}(k_L^{\text{Br}})\text{Im}(k_R^{\text{Br}}) < 0$ will be reversed. To illustrate this point, in Fig. 3 the wavenumbers k_L^{Br} and k_R^{Br} are plotted against f_a for the same homogenization scenario as represented in Figs. 1 and 2 but with $\xi^{\text{b}} = -(0.1 + 0.001i)/c_0$. For $f_a \in (0.22, 0.33)$, we infer from Fig. 3 that \mathbf{Q}_L is amplified and \mathbf{Q}_R is attenuated, whereas from Fig. 2 it is \mathbf{Q}_R that is amplified and \mathbf{Q}_L that is attenuated.

In the foregoing analysis, a physically plausible means of achieving an ICM for which left-handed Beltrami fields are amplified whereas right-handed Beltrami fields are attenuated (or *vice versa*) is conceptualized. This result opens the door for circular polarizers of a new type.

Acknowledgment: TGM acknowledges the support of EPSRC grant EP/M018075/1. AL thanks the Charles Godfrey Binder Endowment at Penn State for ongoing support of his research activities.

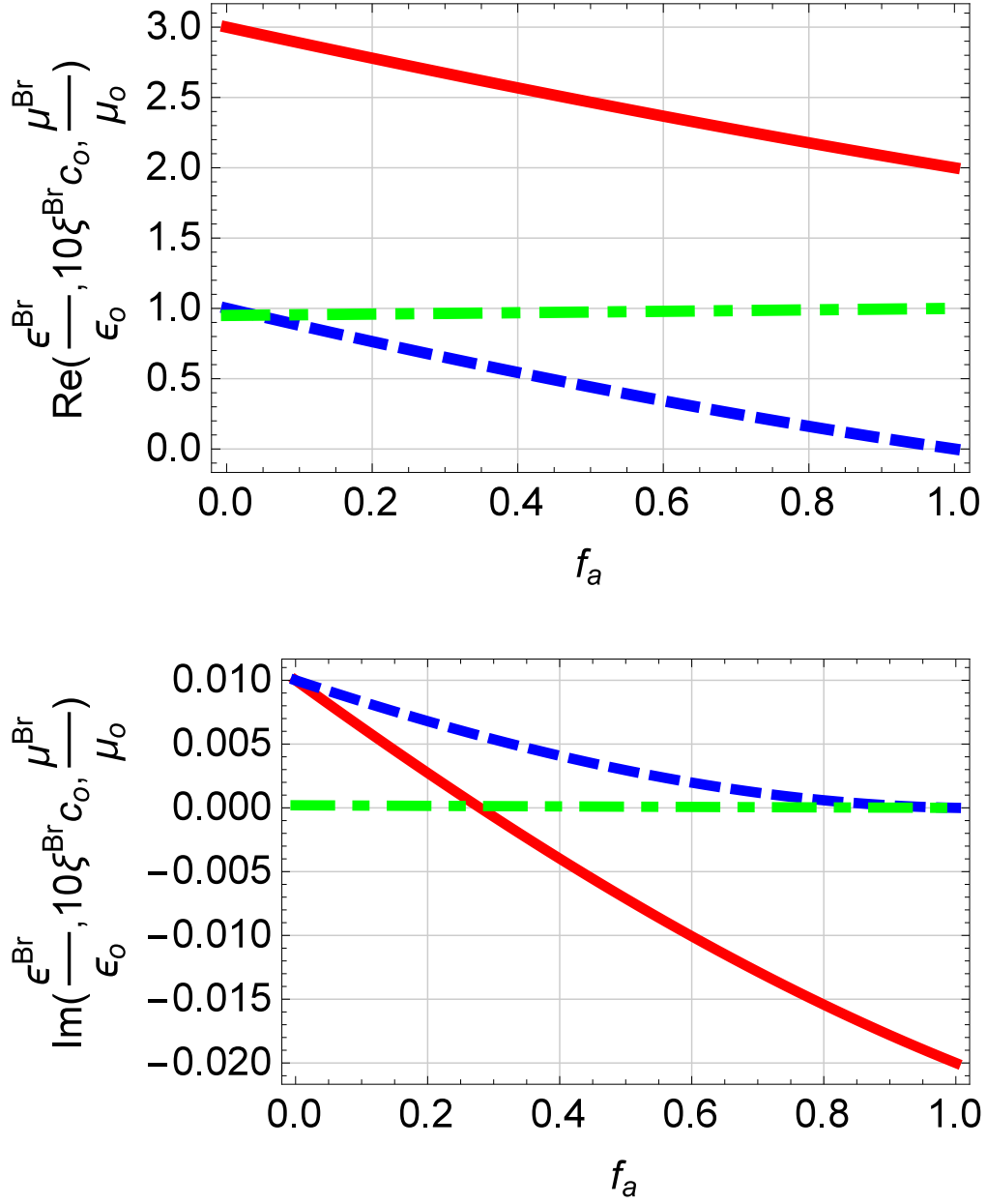


Figure 1: The real and imaginary parts of the constitutive parameters $\epsilon^{\text{Br}}/\epsilon_0$ (red solid curves), $\xi^{\text{Br}}c_0$ (blue dashed curves), and μ^{Br}/μ_0 (green broken-dashed curves) of the HCM, as estimated using the Bruggeman formalism, plotted against volume fraction f_a . The real and imaginary parts of $\xi^{\text{Br}}c_0$ are scaled by a factor of 10. See the text for values of ϵ^a , ϵ^b , ξ^b , and μ^b .

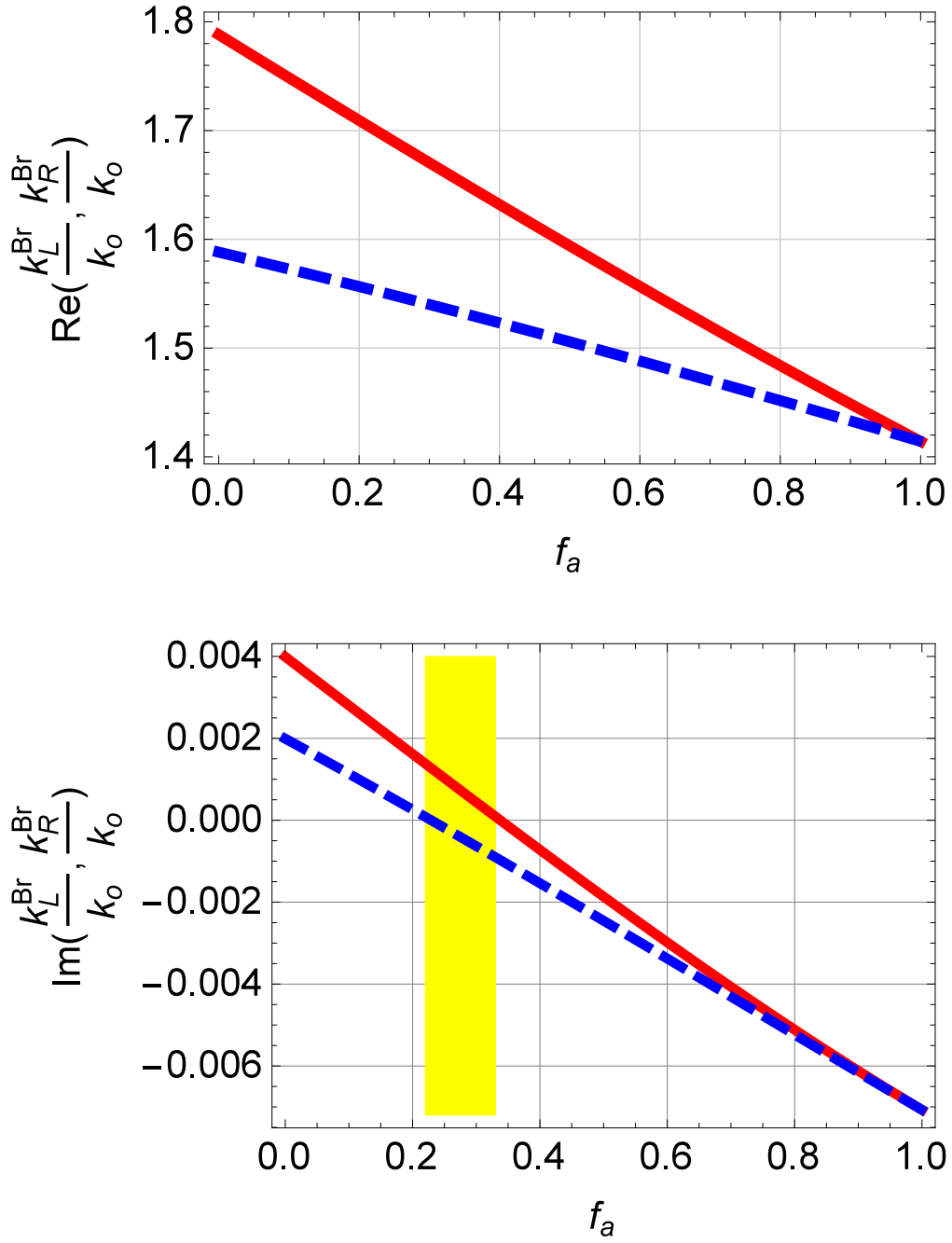


Figure 2: The real and imaginary parts of the relative wavenumbers k_L^{Br} (red solid curves) and k_R^{Br} (blue dashed curves) in the HCM, normalized with respect to the free-space wavenumber $k_0 = \omega/c_0$, plotted against volume fraction f_a . The component materials are the same as for Fig. 1. The volume fraction range where $\text{Im}(k_L^{\text{Br}}) \text{Im}(k_R^{\text{Br}}) < 0$ is shaded in yellow.

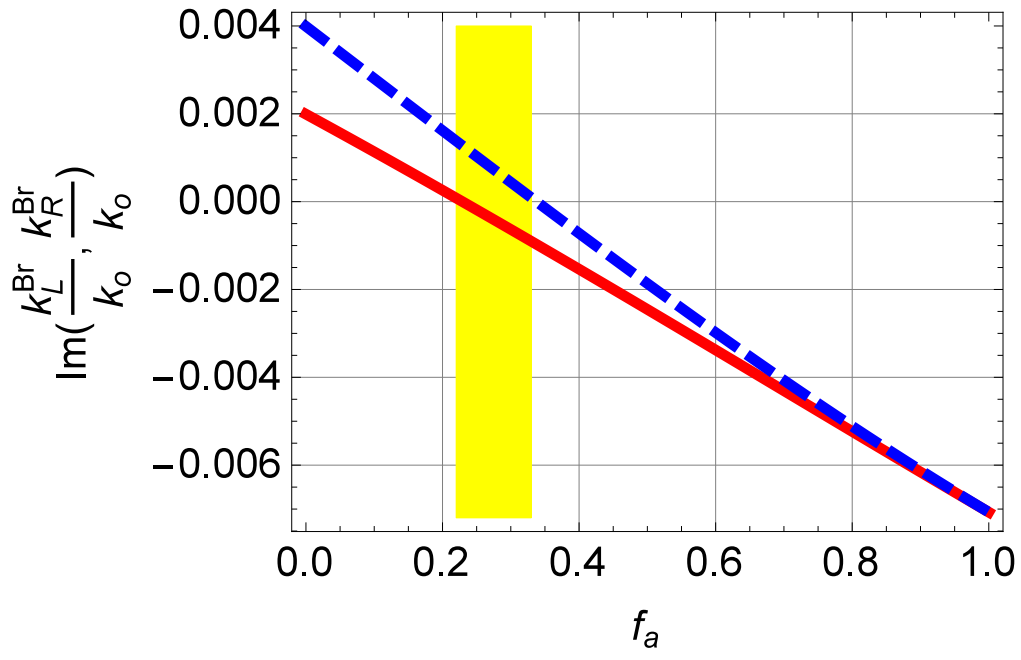
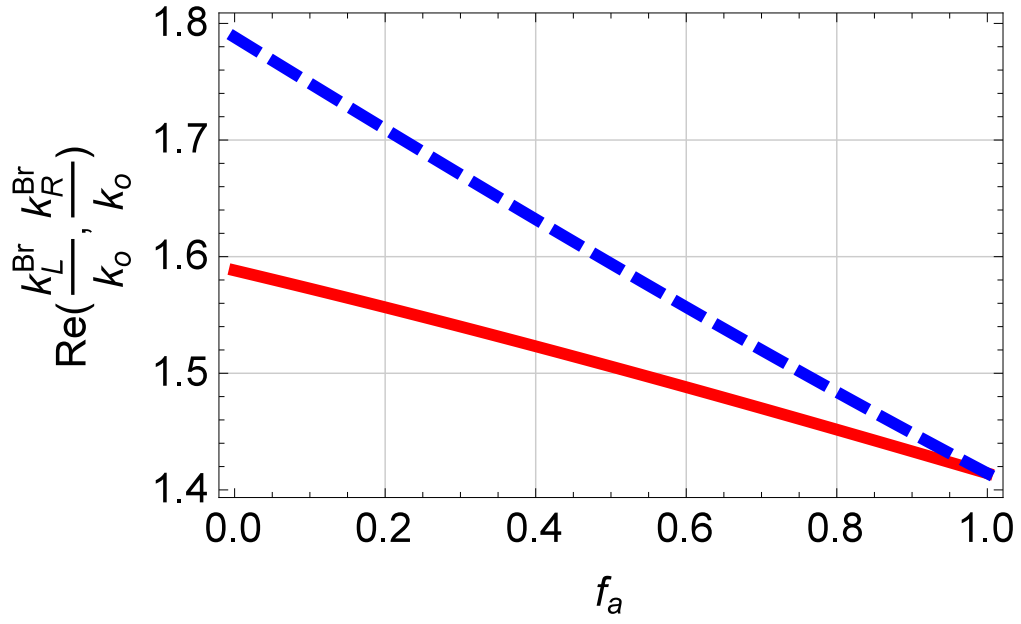


Figure 3: As Fig. 2 but with ξ^{b} replaced by $-\xi^{\text{b}}$.

References

- [1] Wuestner S, Pusch A, Tsakmakidis K L, Hamm J M, and Hess O 2010 *Phys. Rev. Lett.* **105** 127401
- [2] Dong Z-G, Liu H, Li T, Zhu Z-H, Wang S-M, Cao J-X, Zhu S-N, and Zhang X 2010 *Appl. Phys. Lett.* **96** 044104
- [3] Strangi G, De Luca A, Ravaine S, Ferrie M, and Bartolino R 2011 *Appl. Phys. Lett.* **98** 251912
- [4] Chen H C 1983 *Theory of Electromagnetic Waves* (New York: McGraw-Hill)
- [5] Tan E L 2004 *Microw. Opt. Technol. Lett.* **41** 133
- [6] Mackay T G and Lakhtakia A 2015 *Phys. Rev. A* **92** 053847
- [7] Lakhtakia A 1994 *Beltrami Fields in Chiral Media* (Singapore: World Scientific)
- [8] Mackay T G and Lakhtakia A 2015 *Modern Analytical Electromagnetic Homogenization* (Bristol: IOP Publishing)
- [9] Kambia R D and Lakhtakia A 1992 *J. Phys. D: Appl. Phys.* **25** 1390
- [10] Lindell I V and Dahl F M 2001 *Microw. Opt. Technol. Lett.* **29** 175
- [11] Sun L, Yang X, and Gao J 2013 *Appl. Phys. Lett.* **103** 201109
- [12] Gómez Á, Lakhtakia A, Margineda J, Molina-Cuberos G J, Núñez M J, Saiz Ipiña J A, Vegas A, and Solano M A 2008 *IEEE Trans. Microw. Theory Tech.* **56** 2815