

# Landau-Zener-Stückelberg-Majorana interference in a 3D transmon driven by a chirped microwave

Ming Gong,<sup>1,2,\*</sup> Yu Zhou,<sup>3,\*</sup> Dong Lan,<sup>1</sup> Yunyi Fan,<sup>3</sup> Jiazheng Pan,<sup>3</sup> Haifeng Yu,<sup>1,4,†</sup> Jian Chen,<sup>3</sup> Guozhu Sun,<sup>3,4,‡</sup> Yang Yu,<sup>1,4</sup> Siyuan Han,<sup>2</sup> and Peiheng Wu<sup>3,4</sup>

<sup>1</sup>*National Laboratory of Solid State Microstructures,  
School of Physics, Nanjing University, Nanjing 210093, China*

<sup>2</sup>*Department of Physics and Astronomy,  
University of Kansas, Lawrence, KS 66045, USA*

<sup>3</sup>*Research Institute of Superconductor Electronics, School of Electronic  
Science and Engineering, Nanjing University, Nanjing 210093, China,*

<sup>4</sup>*Synergetic Innovation Center of Quantum Information and Quantum Physics,  
University of Science and Technology of China, Hefei, Anhui 230026, China,*

## Abstract

By driving a 3D transmon with microwave fields, we generate an effective avoided energy-level crossing. Then we chirp microwave frequency, which is equivalent to driving the system through the avoided energy-level crossing by sweeping the avoided crossing. A double-passage chirp produces Landau-Zener-Stückelberg-Majorana interference that agree well with the numerical results. Our method is fully applicable to other quantum systems that contain no intrinsic avoided level crossing, providing an alternative approach for quantum control and quantum simulation.

---

\*These authors contributed equally to this work.

†Electronic address: hfyu@nju.edu.cn

‡Electronic address: gzsun@nju.edu.cn

Landau-Zener-Stückelberg-Majorana (LZSM) interference [1–5] is a well known quantum phenomena, resulting from sweeping a system back and forth across an avoided energy-level crossing in the energy diagram. It has been extensively explored in a lot of systems [6] including atomic systems [7], quantum dots [8], and superconducting qubits [9–13]. In the recent practice of quantum information processing, LZSM interference provides a useful tool to calibrate some crucial characteristics of a system, e.g., the energy-level structure, the coupling strength of the quantum states, and the decoherence time [9, 10, 14]. It also finds applications in manipulating quantum states. Conventionally, in order to generate LZSM interference one has to locate an avoided energy-level crossing in the energy diagram of the system. Then one sweeps the external parameter to drive the system across the avoided energy-level crossing, where Landau-Zener (LZ) transition occurs. The split states of the system evolve along two different paths, accumulating phase difference. When one sweeps the system back and pass the avoided energy-level crossing again, the split states will interfere, creating LZSM interference patterns. However, for some quantum systems, there is no avoided energy-level crossing in the energy diagram. Even worse, their energy-level spacings may be independent of the external bias parameters therefore one cannot drive the system by sweeping the external parameters. A typical case with these two properties is a 3D transmon [15, 16], which is an improved version of a superconducting qubit [17]. Although significant amounts of quantum phenomenon have been demonstrated [18–21], LZSM interference has not been reported in 3D transmon so far.

Chirping field is a widely used method for coherent population transfer in atomic and molecular systems [22–25]. In this letter, we realize LZSM interference in a 3D transmon by using microwave with chirped frequency. In the rotating frame, a microwave driven 3D transmon exists an effective avoided energy-level crossing [26]. Gradually chirping microwave frequency, we can drive the system through the avoided energy-level crossing instead of sweeping the external bias parameter [27]. By sweeping the system twice across the avoided energy-level crossing, we observe LZSM interference and show the quantum dynamic evolution of LZSM interference changing with the initial states and detuning. The numerical simulated results agree with the experimental data very well.

The sample we used is a transmon qubit centered in a 3D rectangular aluminum (Al 6061-T6 alloy) cavity. The fundamental resonant frequency of the bare cavity is 9.0131 GHz. The transmon is fabricated with standard double-angle shadow evaporation of aluminum on a

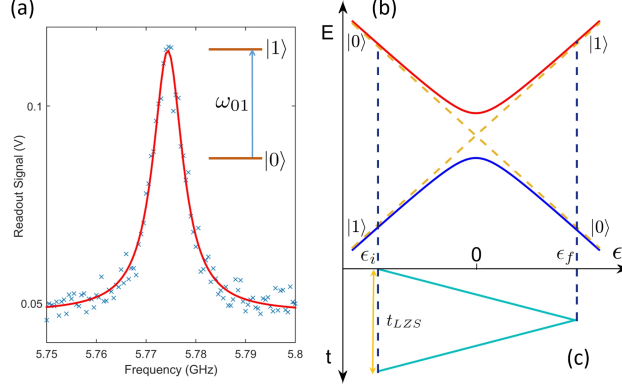


FIG. 1: **(a)** The spectroscopy of the qubit, with the resonant qubit frequency  $\omega_{01}/2\pi=5.7744$  GHz. The inset is a diagram of the energy levels of a 3D transmon qubit. **(b)** Schematic diagram of the energy-level of a 3D transmon qubit driven by a chirped microwave. **(c)** Time profile of  $\epsilon$  in performing LZSM interference.

high-resistivity silicon substrate. The sample is mounted on the mixing chamber of a dilution refrigerator with base temperature about 20 mK. A  $\mu$ -metal can is used to shield the external magnetic field. In order to achieve high SNR, the input signal is heavily attenuated and the low-noise microwave amplifiers have been used for the output signal [16]. The qubit state is readout by a standard “bright state” readout technique of heterodyne technique [28].

The truncated Hamiltonian of the two lowest levels  $|0\rangle$  and  $|1\rangle$  of a 3D transmon qubit are  $H_0 = \hbar\omega_{01}$ , where  $\omega_{01}$  is the energy difference between  $|0\rangle$  and  $|1\rangle$ . From spectroscopy measurement we obtain that  $\omega_{01}/2\pi = 5.7744$  GHz, as shown in Fig. 1(a). With the second excited energy level determined as  $\omega_{02}/2\pi = 11.2744$  GHz, we calculated the Josephson coupling energy as  $E_J/h = 16.7 \pm 0.1$  GHz, and the charge energy as  $E_C/h = 274 \pm 2$  MHz [29].

If we drive the qubit with microwave  $A_r \sin \omega_r t$ , the Hamiltonian of the driven system is identical to a quantum two-level system ( $\hbar \equiv 1$ )

$$H = -\frac{1}{2}(\epsilon\sigma_z + \Omega_0\sigma_x), \quad (1)$$

where  $\epsilon = \omega_r - \omega_{01}$  is the detuning and  $\Omega_0$  is the gap size of the avoided energy-level crossing, as shown in Fig. 1(b), which is proportional to the amplitude of the microwave field  $A_r$ . In general, for a 3D transmon,  $\omega_{01}$  is constant. We cannot change  $\omega_{01}$  to generate ordinary LZ transition by sweeping the external field. However, in order to sweep the system across the avoided energy-level crossing, we can chirp the microwave frequency  $\omega_r$  from  $\omega_i$  to  $\omega_f$

linearly to cross  $\omega_{01}$ , i.e.,  $\epsilon(t) = \omega_r(t) - \omega_{01}$ . In our experiments, the chirp operation is easily realized by applying intermediate frequency (IF) modulation signals generated by an arbitrary waveform generator (Tektronix 70002) to the I/Q ports of a vector signal generator (R&S SGS100A). Suppose the local microwave signal is  $A_r \sin(\omega_{01}t)$ , the waveforms applied on the I and Q ports are quadrature signals, i.e.,  $\cos(\delta_\omega t + \phi_0)$  and  $\sin(\delta_\omega t + \phi_0)$ , respectively, then the modulated microwave waveform is  $A_r \sin((\omega_{01} + \delta_\omega)t + \phi_0)$ , where  $\delta_\omega = \epsilon = vt$ ,  $v$  the sweeping speed, and  $\phi_0$  the initial phase of the modulation. In our experiment, we set  $\phi_0 = 0$  so that the coupling between the chirped microwave field and the qubit is in  $x$  direction. A chirp operation with same speed is performed to sweep the system back across the avoided level crossing, as shown in Fig. 1(c). The double passage passing the avoided crossing leads to LZSM interference, which is analogous to Mach-Zehnder interferometry in optics [9]. After the chirp operation, a state tomography measurement [30–32] is performed to obtain the expectation value of  $\langle \sigma_{x,y,z} \rangle$  of the qubit state.

We investigate LZSM interference for various initial states and detuning. First of all, we choose the gap size of the avoided crossing as  $\Omega_0/2\pi = 20$  MHz and initialize the state in  $|0\rangle$  at  $\epsilon_i/2\pi = -400$  MHz, satisfying  $|\epsilon_i|/\Omega_0 = 20 \gg 1$ , which indicates that the sweeping starts far away from the center of avoided crossing. Then we can adjust the sweeping range  $\epsilon_f$  and sweeping time  $t_{LZ}$ , which are defined by the final frequency of chirp and the chirped speed, respectively. In order to produce LZSM interference, we let the qubit pass the avoided crossing twice. For simplicity the sweeping speed keeps unchanged for the two passages. Therefore, the whole time for LZSM interference evolution is  $t_{LZS} = 2t_{LZ}$ . Shown in Fig. 2(a) are the typical patterns of LZSM interference, where  $t_{LZ}$  varies from 1 ns to 50 ns, and  $\epsilon_f/2\pi$  varies from  $-400$  MHz to  $400$  MHz. All three components of the qubit state represented by the expectation values of  $\langle \sigma_{x,y,z} \rangle$  are measured by performing the state tomography measurement after the LZSM evolution.

In order to confirm the observation, we compare the results with those of the numerical simulation. The quantum dynamics of system can be described with the master equation of the time evolution of the density matrix  $\rho$  considering the effects of dissipation

$$\dot{\rho} = \frac{1}{i\hbar}[H, \rho] - \Gamma[\rho], \quad (2)$$

where  $H$  is the Hamiltonian of the system given by Eq. (1).  $\Gamma[\rho]$  describes the decoherence effect in the evolution phenomenologically, including the relaxation time  $T_1$  and dephasing

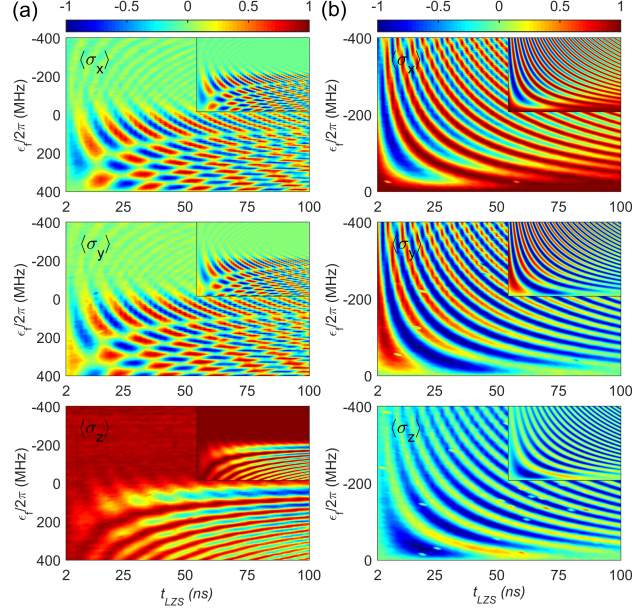


FIG. 2: **(a)** and **(b)** Measured expectation values  $\langle \sigma_{x,y,z} \rangle$  of the qubit state as a function of  $\epsilon_f/2\pi$  and  $t_{LZS}$ . The insets are the numerical simulations. In (a), the initial state is far away from the avoided energy-level crossing, prepared in  $|0\rangle$  at  $\epsilon_i/2\pi = -400$  MHz. In (b), the initial state is in the center of the avoided energy-level crossing, prepared in  $\frac{1}{\sqrt{2}}(|0\rangle + |1\rangle)$  at  $\epsilon_i/2\pi = 0$ . Almost identical LZSM interference patterns are observed in the experimental and numerical results.

time  $T_2^*$ . By substituting  $T_1 = 2.38 \pm 0.13 \mu s$  determined from energy relaxation measurement and  $T_2^* = 2.27 \pm 0.33 \mu s$  determined from Ramsey fringe measurement, we obtain the numerical patterns, as shown in the insets of Fig. 2(a). The agreement between the theoretical and experimental results are excellent, indicating the validity of our chirp method in realization of LZSM interference.

For another case, we prepare the initial state in  $\frac{1}{\sqrt{2}}(|0\rangle + |1\rangle)$ , an energy eigenstate of the system, by applying a resonant  $-\pi/2$  rotation around the  $y$  axis. This time we start the evolution from the center of the avoided crossing, i.e.,  $\epsilon_i/2\pi = 0$ . Similar to the previous experiment, we choose  $\Omega_0/2\pi = 20$  MHz,  $\epsilon_f/2\pi$  ranges from 0 to  $-400$  MHz, and  $t_{LZ}$  varies from 1 ns to 50 ns. The results of the expectation values  $\langle \sigma_{x,y,z} \rangle$  of the qubit state are shown in Fig. 2(b), which are also in excellent agreement with the numerical simulations (insets). We would like to mention that LZSM interferences in previous work usually start sweeping parameter far away from the avoided crossing. Although it is not difficult to theoretically calculate the evolution starting from the center of the avoided crossing with the initial state

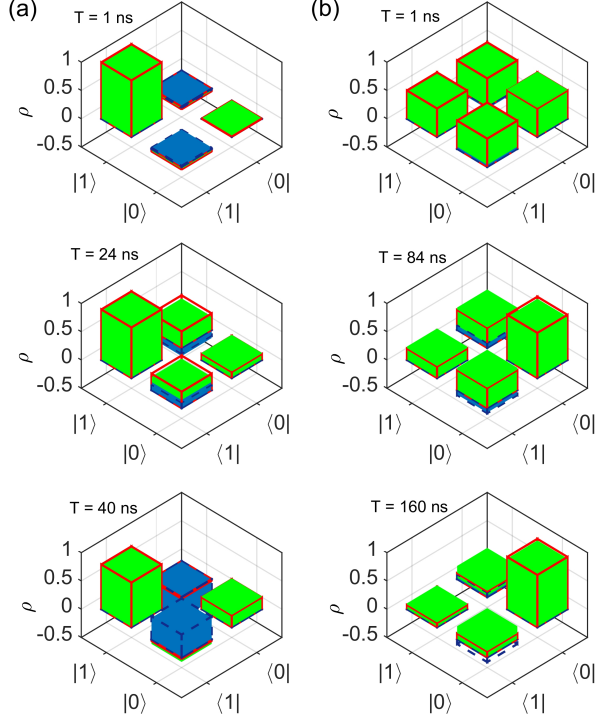


FIG. 3: **(a)** and **(b)** State tomography of the qubit in the evolution of LZSM interference. The real (image) parts of the experimental and numerical simulated density matrix are shown as green (blue) solid bars and red solid (blue dashed) lines, respectively. In (a), the initial state is prepared in  $|0\rangle$  at  $\epsilon_i/2\pi = -400$  MHz. The total evolution time is 40 ns and  $\epsilon_f/2\pi$  is 400 MHz. The density matrix of the qubit at  $T = 1$  ns, 24 ns and 40 ns are presented, respectively. In (b), the initial state is prepared in  $\frac{1}{\sqrt{2}}(|0\rangle + |1\rangle)$  at  $\epsilon_i/2\pi = 0$ . The total evolution time is 160 ns and  $\epsilon_f/2\pi$  is  $-200$  MHz. The density matrix of the qubit at  $T = 1$  ns, 84 ns and 160 ns are presented, respectively.

being the energy eigenstate, there are two obstacles for the experimental investigation. One is how to define the exact center of the avoided crossing. The other is how to create the high fidelity initial eigenstate which is the superposition of diabatic states. Our chirp method solves both problems simultaneously: The avoided crossing is easily defined at  $\omega_r(t) = \omega_{01}$ . At the same time, the initial state can be prepared with on-resonant microwave therefore one can initialize the state to any point on Bloch sphere, including the energy eigenstate of the system.

The excellent agreement between the experimental data and the simulation results indicates that with a chirp technique one can realize and investigate LZSM interference completely in a system without intrinsic avoided energy-level crossings. The splitting of the

avoided crossing and the sweeping range can be tuned conveniently by changing the chirp parameters such as  $\Omega_0$  and  $\delta_\omega$ . We are able to prepare the initial state completely in one of the eigenstates without any leakage to the other one.

Using the method of chirping frequency, one can also perform time-resolved state tomography measurement to obtain the dynamical evolution of the qubit during LZSM interference. We set  $\epsilon_i/2\pi = -400$  MHz and  $\epsilon_f/2\pi = 400$  MHz. The total evolution time is 40 ns. At each step which is 1 ns, the state of the qubit is measured. Then the density matrix in the dynamical evolution of the qubit in LZSM interference can be obtained. For example, the density matrix of the qubit at evolution time  $T = 1$  ns, 24 ns and 40 ns are shown in Fig. 3(a), representing the qubit state at the beginning, after the first LZ transition, and at the end of a LZSM interference process, respectively. The state evolution confirms the physics picture of LZSM interference, in which the system starts from the diabatic state, separates to a superposition state after the first LZ transition, then interferes at the second LZ transition. Similarly, we also investigate the evolution starting from the center of avoided crossing, i.e.,  $\epsilon_i/2\pi = 0$ . Here  $\epsilon_f/2\pi = -200$  MHz and  $t_{LZS} = 160$  ns. In this situation, the system starts from the superposition state and interferes when it passes the avoided crossing. We perform the state tomography measurement in the process to obtain the density matrix of the qubit at  $T = 1$  ns, 84 ns and 160 ns shown in Fig. 3(b), representing the qubit state at the beginning, middle, and end of the evolution. The evolution of the density matrix clearly show the process mentioned above. Numerical simulations for both cases agree well with the measured evolution of density matrix.

Compared with the conventional method of realizing LZSM interference by sweeping external bias parameter, our chirp method has several advantages. The first one is that during the evolution, all parameters of the qubit, such as  $T_1$ ,  $T_2^*$  and the coupling strength between the qubit and the external driving field, keep unchanged in the whole process. These parameters usually depend on the external bias. Therefore, when we generate LZSM interference by sweeping external bias, the evolution may be complicated. Secondly, the chirped range  $\epsilon_i$  and  $\epsilon_f$  in our method is not limited by the structure of the qubit energy diagram. For instance, it is not affected by the nearby intrinsic avoided energy-level crossings or the additional splittings caused by the coupling to the microscopic two-level systems. Thirdly, it is easy to control the chirped velocity and the coupling strength between the driving field and qubit by controlling the microwave frequency and power.

In summary, we realize LZSM interference in a superconducting 3D transmon which has constant energy level spacing thus containing no intrinsic avoided energy-level crossing. An effective avoided crossing is created by the microwave field. Then we chirp the microwave frequency and drive the system through the avoided crossing. By sweeping the system twice across the avoided crossing, we observe LZSM interference. Our method can be applied to the systems whose energy diagrams lack intrinsic avoided energy-level crossings and/or can not be changed rapidly by sweeping external parameters. As long as they can interact with external microwave irradiation, one can generate LZSM interference to calibrate some crucial characteristics of the system and to conduct quantum control and/or quantum simulation.

This work is partially supported by the SKPBR of China (2011CB922104), NSFC (11474154, 93121310, 11274156, 61521001, BK2012013, 11474152), PAPD, a doctoral program (20120091110030) and Dengfeng Project B of Nanjing University.

- 
- [1] L. Landau, *Physikalische Zeitschrift der Sowjetunion* **1**, 88 (1932).
  - [2] L. Landau, *Physikalische Zeitschrift der Sowjetunion* **2**, 46 (1932).
  - [3] C. Zener, *Proceedings of the Royal Society of London A: Mathematical, Physical and Engineering Sciences* **137**, 696 (1932).
  - [4] E. Stückelberg, *Helvetica Physica Acta* **5**, 369 (1932).
  - [5] F. Di Giacomo and E. E. Nikitin, *Physics-Uspekhi* **48**, 515 (2005).
  - [6] S. N. Shevchenko, S. Ashhab, and F. Nori, *Phys. Rep.* **492**, 1 (2010).
  - [7] C. S. E. van Ditzhuijzen, A. Tauschinsky, and H. B. van Linden van den Heuvell, *Phys. Rev. A* **80**, 063407 (2009).
  - [8] H. Ribeiro and G. Burkard, *Phys. Rev. Lett.* **102**, 216802 (2009).
  - [9] W. D. Oliver, Y. Yu, J. C. Lee, K. K. Berggren, L. S. Levitov, and T. P. Orlando, *Science* **310**, 1653 (2005).
  - [10] M. Sillanpää, T. Lehtinen, A. Paila, Y. Makhlin, and P. Hakonen, *Phys. Rev. Lett.* **96**, 187002 (2006).
  - [11] A. Izmailkov, S. H. W. van der Ploeg, S. N. Shevchenko, M. Grajcar, E. Ilichev, U. Hübner, A. N. Omelyanchouk, and H. G. Meyer, *Phys. Rev. Lett.* **101**, 017003 (2008).
  - [12] G. Sun, X. Wen, Y. Wang, S. Cong, J. Chen, L. Kang, W. Xu, Y. Yu, S. Han, and P. Wu,



- Appl. Phys. Lett. **94**, 102502 (2009).
- [13] G. Sun, X. Wen, B. Mao, J. Chen, Y. Yu, P. Wu, and S. Han, Nat. Commun. **1**, 51 (2010).
  - [14] A. V. Shytov, D. A. Ivanov, and M. V. Feigel'man, European Physical Journal B **36**, 263 (2003).
  - [15] H. Paik, D. I. Schuster, L. S. Bishop, G. Kirchmair, G. Catelani, A. P. Sears, B. R. Johnson, M. J. Reagor, L. Frunzio, L. I. Glazman, et al., Phys. Rev. Lett. **107**, 5 (2011).
  - [16] C. Rigetti, J. M. Gambetta, S. Poletto, B. L. T. Plourde, J. M. Chow, A. D. Corcoles, J. A. Smolin, S. T. Merkel, J. R. Rozen, G. A. Keefe, et al., Phys. Rev. B **86**, 5 (2012).
  - [17] J. Clarke and F. K. Wilhelm, Nature **453**, 1031 (2008).
  - [18] M. H. Devoret and R. J. Schoelkopf, Science **339**, 1169 (2013).
  - [19] P. Campagne-Ibarcq, E. Flurin, N. Roch, D. Darson, P. Morfin, M. Mirrahimi, M. H. Devoret, F. Mallet, and B. Huard, Physical Review X **3**, 021008 (2013).
  - [20] G. Kirchmair, B. Vlastakis, Z. Leghtas, S. E. Nigg, H. Paik, E. Ginossar, M. Mirrahimi, L. Frunzio, S. M. Girvin, and R. J. Schoelkopf, Nature **495**, 205 (2013).
  - [21] K. Murch, S. Weber, C. Macklin, and I. Siddiqi, Nature **502**, 211 (2013).
  - [22] B. Broers, H. van den Heuvel, and L. Noordam, Physical Review Letters **69**, 2062 (1992).
  - [23] S. Chelkowski, A. D. Bandrauk, and P. B. Corkum, Physical review letters **65**, 2355 (1990).
  - [24] J. Melinger, S. R. Gandhi, A. Hariharan, D. Goswami, and W. Warren, The Journal of chemical physics **101**, 6439 (1994).
  - [25] J. Cao, C. J. Bardeen, and K. R. Wilson, Physical Review Letters **80**, 1406 (1998).
  - [26] G. Sun, X. Wen, B. Mao, Y. Yu, J. Chen, W. Xu, L. Kang, P. Wu, and S. Han, Phys. Rev. B **83**, 180507 (2011).
  - [27] J. Zhou, P. Huang, Q. Zhang, Z. Wang, T. Tan, X. Xu, F. Shi, X. Rong, S. Ashhab, and J. Du, Physical review letters **112**, 010503 (2014).
  - [28] M. D. Reed, L. DiCarlo, B. R. Johnson, L. Sun, D. I. Schuster, L. Frunzio, and R. J. Schoelkopf, Phys. Rev. Lett. **105**, 173601 (2010).
  - [29] J. Koch, T. M. Yu, J. Gambetta, A. A. Houck, D. I. Schuster, J. Majer, A. Blais, M. H. Devoret, S. M. Girvin, and R. J. Schoelkopf, Phys. Rev. A **76**, 042319 (2007).
  - [30] M. Steffen, M. Ansmann, R. McDermott, N. Katz, R. C. Bialczak, E. Lucero, M. Neeley, E. M. Weig, A. N. Cleland, and J. M. Martinis, Phys. Rev. Lett. **97**, 050502 (2006).
  - [31] P. J. Leek, J. M. Fink, A. Blais, R. Bianchetti, M. G?ppl, J. M. Gambetta, D. I. Schuster,

- L. Frunzio, R. J. Schoelkopf, and A. Wallraff, *Science* **318**, 1889 (2007).
- [32] C. Deng, J.-L. Orgiazzi, F. Shen, S. Ashhab, and A. Lupascu, *Physical review letters* **115**, 133601 (2015).