

Shannon Capacity of Signal Transduction for Multiple Independent Receptors

Peter J. Thomas

Dept. of Mathematics, Applied Mathematics, and Statistics
Dept. of Electrical Engineering and Computer Science
Dept. of Biology
CWRU, Cleveland, Ohio, USA
Email: pjthomas@case.edu

Andrew W. Eckford

Dept. of Electrical Engineering and Computer Science
York University
Toronto, Ontario, Canada
Email: aeckford@yorku.ca

Abstract—Cyclic adenosine monophosphate (cAMP) is considered a model system for signal transduction, the mechanism by which cells exchange chemical messages. Our previous work calculated the Shannon capacity of a single cAMP receptor; however, a typical cell may have thousands of receptors operating in parallel. In this paper, we calculate the capacity of a cAMP signal transduction system with an arbitrary number of independent, indistinguishable receptors. By leveraging prior results on feedback capacity for a single receptor, we show (somewhat unexpectedly) that the capacity is achieved by an IID input distribution, and that the capacity for n receptors is n times the capacity for a single receptor.

I. INTRODUCTION

In multicellular organisms, specialized cells must communicate with one another in order to coordinate their action. The means by which a cell receives such signals is known as *signal transduction*: numerous *receptors* on the cell's surface bind to signal-bearing molecules, known as *ligands*; a bound receptor then relays the signal across the cell wall by producing second messengers, which induce the cell to act. The “instructions” encoded in signal transduction may govern tasks such as cell growth, apoptosis, differentiation, and many others.

The *Dictyostelium* amoeba has on the order of 80,000 receptors uniformly distributed across its cell membrane, which are believed to act independently to transduce the cyclic adenosine monophosphate (cAMP) signal [1]. We recently introduced a finite state channel model based on ligand-receptor binding (the BIND channel, [2], [3]) for which we (1) rigorously obtained the capacity in a discrete time setting, (2) showed that the capacity is achieved by IID inputs, in discrete time, and (3) obtained a (non-rigorous) asymptotic expression for the mutual information rate in continuous time.

There is a long history of research at the intersection of information theory and biology, including notable work by Attneave [4] and Barlow [5] on sensory systems; Yockey [6] on ionizing radiation and mutagenesis; and Berger [7] on the efficiency of organ systems. Recent progress on the computational and mathematical aspects of biology has led to

This work was in part supported by NSF grant DMS-1413770 and the Natural Sciences and Engineering Research Council (NSERC). The authors thank the five anonymous referees for their insightful comments, only some of which could be addressed in the space available.

a surge of interest in biological information theory in general [8], and in information-theoretic analysis of signal transduction in particular (e.g., [9]–[14]). There has been much recent and related work on information-theoretic tools with application to biological channels, such as unit output memory channels [15] (an example of which is the “Previous Output is the State” (POST) channel [16]), a type of Markov channel that may be used to model receptors in signal transduction. A recent paper [17] considers generalizations of the BIND channel to the case of multiple receptors.

In the present paper, we extend our previous results on the single receptor case to systems with multiple receptors, where these receptors are *indistinct, independent, and statistically identical*. As in earlier work, we consider discrete-time Markov models as an approximation of the receptor kinetics, modeled in continuous time with the master equation; thus, we analyze the case where the discrete time step $\tau \rightarrow 0$. Our main result is to show, somewhat unexpectedly, that the capacity for $n > 1$ receptors is achieved by an IID input distribution as $\tau \rightarrow 0$, while the capacity for n receptors is n times the capacity for a single receptor. Our analysis provides a closed form solution for the mutual information rate, valid for all n , that complements the asymptotic results and capacity bounds obtained in [17].

II. SYSTEM MODEL

A. Model for a single receptor

For a single receptor, we use a finite-state Markov channel model [18] identical to those described in [2], [3]. The cAMP receptor has two states: it may be *unbound*, awaiting the arrival of a cAMP molecule; or it may be *bound* to cAMP, transducing the signal into second messengers. We refer to these states as U and B, respectively. (There exist far more complicated receptors, with larger state spaces; an advantage of analyzing cAMP is its simplicity.)

For an individual receptor, let $p_U(t)$ denote the probability that the receptor is in state U at time t (resp., $p_B(t)$ in state B). It is known that this probability evolves according to a

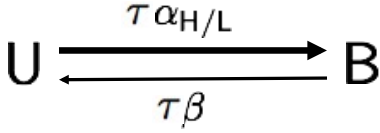


Fig. 1. State transition diagram for a single cAMP receptor with discrete time step τ ; arrows are marked with their transition probabilities. The input-sensitive state transition is indicated by a bold arrow. See also [20].

differential equation pair (see also [2], [19])

$$\frac{dp_U(t)}{dt} = -k_+c(t)p_U(t) + k_-p_B(t) \quad (1)$$

$$\frac{dp_B(t)}{dt} = k_+c(t)p_U(t) - k_-p_B(t) \quad (2)$$

where $c(t)$ is the concentration of cAMP, and k_+ and k_- are rate constants, corresponding to the $U \rightarrow B$ and $U \leftarrow B$ reactions, respectively. Following the *principle of mass action*, $U \rightarrow B$ requires a cAMP molecule, therefore its rate is proportional to $c(t)$; however, $U \leftarrow B$ requires no external molecules, and its rate is therefore independent of $c(t)$.

The model in (1)-(2) can be approximated by a discrete-time Markov chain, and we take advantage of this discretization in obtaining our results. We assume that the concentration $c(t)$ is binary: $c(t) \in \{L, H\}$, where L is the lowest possible concentration, and H is the highest possible concentration.¹ Let $\alpha_H = k_+H$, $\alpha_L = k_+L$, and $\beta = k_-$; further, let τ represent a discrete time step. The discrete-time approximation for the differential equation pair (1)-(2) is given by

$$p_U(t + \tau) = (1 - \tau\alpha_{H/L})p_U(t) + \tau\beta p_B(t) + o(\tau) \quad (3)$$

$$p_B(t + \tau) = \tau\alpha_{H/L}p_U(t) + (1 - \tau\beta)p_B(t) + o(\tau) \quad (4)$$

where $\alpha_{H/L}$ should be replaced with either α_H or α_L , depending on the concentration, and $f = o(\tau)$ means $\lim_{\tau \rightarrow 0} (f(\tau)/\tau) = 0$. Neglecting terms $o(\tau)$, the channel state can be represented as a discrete-time Markov chain, with transition probability matrix

$$\mathbf{P}_{H/L} = \begin{bmatrix} 1 - \tau\alpha_{H/L} & \tau\alpha_{H/L} \\ \tau\beta & 1 - \tau\beta \end{bmatrix}. \quad (5)$$

The state transition diagram for cAMP is given in Figure 1.

B. Multiple receptors

Suppose we have n identical, independent receptors each with individual binding probabilities $\tau\alpha_L$, $\tau\alpha_H$, and $\tau\beta$, as defined above. We consider therefore a model with $n + 1$ distinct states representing a population of n indistinguishable receptors: state k refers to the system with k out of n receptors bound to signaling (ligand) molecules. If each receptor binds or unbinds signaling molecules *independently* of the other receptors, then the state transition probabilities are as given in Figure 2. From the figure, because all n receptors could

¹In [2] we show that binary inputs achieve capacity for a single receptor (discrete time case). We expect this result to hold for an arbitrary number of receptors, but in this paper we restrict attention to binary input distributions for simplicity.

potentially be bound (or unbound) at any one time, we require that the individual receptor binding or unbinding probabilities be sufficiently small, i.e. $\max(\tau\alpha_H, \tau\beta) < \frac{1}{n}$. For a given set of reaction rates, this condition can be met by reducing the size of τ , the discrete time increment. Therefore for systems with large numbers of receptors, the continuous time setting is ultimately more natural than discrete time; moreover molecular communication systems do not generally have access to a reference clock as is normally the case in macroscopic engineered systems. Following our previous work, however, we begin the analysis assuming a (small) discrete time step, and later consider the $\tau \rightarrow 0$ limit of our mutual information results.

Channel definition: The input is a sequence of ligand concentrations $X_i \in \{L, H\}$. The output (also the state) is the number of bound receptors $Y_i \in \{0, 1, \dots, n\}$. The state transitions obey $(\mathbf{P}_{H/L})_{k,k+1} = (n-k)\tau\alpha_{H/L}$, $0 \leq k \leq n-1$, and $(\mathbf{P}_{H/L})_{k,k-1} = k\tau\beta$, $1 \leq k \leq n$; see the next section for more details. We require $\tau n \max(\alpha_H, \beta) < 1$. This channel, which we call the $\text{BIND}^n(\alpha_L, \alpha_H, \beta)$ channel, is a member of the set of Chen-Berger unit output memory channels [15]. For all such channels, the feedback-capacity-achieving input distribution has the form

$$p(X^m || Y^m) = \prod_{i=1}^m p_{X_i|Y_{i-1}}(x_i | y_{i-1}), \quad (6)$$

where $||$ represents causal conditioning; further, y_0 is null. That is, each input is dependent *only on the previous state of the channel*, and no other past inputs or states.

Now consider an encoding scheme, exploiting feedback, in which the probability of sending input H when the channel is in state k is $p_k := p_{X_i|Y_{i-1}}(H | k)$, for $0 \leq k \leq n$. When the channel is in the fully bound state ($Y = n$) each individual receptor releases its ligand with probability β , independent of the input concentration, so the choice of p_n has no effect on information transmission (see also [3]). The capacity therefore requires optimizing over the n free parameters p_0, \dots, p_{n-1} .

III. RESULTS

A. Mutual information for two receptors

First we consider the case $n = 2$ in detail, and then generalize to arbitrary n . With two receptors we have

$$\begin{array}{ccc} 0 & \begin{array}{c} \xrightarrow{2\tau\alpha_{H/L}} \\ \xleftarrow{\tau\beta} \end{array} & 1 & \begin{array}{c} \xrightarrow{\tau\alpha_{H/L}} \\ \xleftarrow{2\tau\beta} \end{array} & 2 \end{array} \quad (7)$$

Thus we have a transition probability matrix

$$\mathbf{P}_{H/L} = \begin{bmatrix} 1 - 2\tau\alpha_{H/L} & 2\tau\alpha_{H/L} & 0 \\ \tau\beta & 1 - \tau(\beta + \alpha_{H/L}) & \tau\alpha_{H/L} \\ 0 & 2\tau\beta & 1 - 2\tau\beta \end{bmatrix} \quad (8)$$

Using the capacity-achieving input distribution, the output states Y^n form a Markov chain (letting $\alpha_k = \alpha_L + (\alpha_H -$

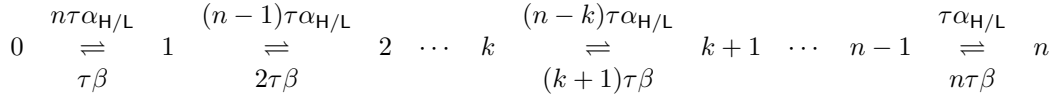


Fig. 2. State transition diagram for n independent, indistinguishable cAMP receptors obeying mass-action kinetics.

$\alpha_L)p_k)$:

$$\mathbf{P}_Y = \begin{bmatrix} 1 - 2\tau\alpha_0 & 2\tau\alpha_0 & 0 \\ \tau\beta & 1 - \tau(\beta + \alpha_1) & \tau\alpha_1 \\ 0 & 2\tau\beta & 1 - 2\tau\beta \end{bmatrix} \quad (9)$$

Thus, with binary inputs H, L, the state is completely described by two parameters, represented by p_k for $k \in \{0, 1\}$. (For $k = 2$, the fully bound case, there is no information transmission.)

The steady-state distribution of Y is given by the Perron-Frobenius eigenvector. Letting $\pi_i = \Pr(Y = i)$:

$$\pi_0 := \Pr(Y = 0) = \frac{\beta^2}{\beta^2 + 2\alpha_0\beta + \alpha_0\alpha_1} \quad (10)$$

$$\pi_1 := \Pr(Y = 1) = \frac{2\alpha_0\beta}{\beta^2 + 2\alpha_0\beta + \alpha_0\alpha_1} \quad (11)$$

$$\pi_2 := \Pr(Y = 2) = \frac{\alpha_0\alpha_1}{\beta^2 + 2\alpha_0\beta + \alpha_0\alpha_1}. \quad (12)$$

The mutual information rate is given by

$$\begin{aligned} \mathcal{I}(X; Y) &= \lim_{m \rightarrow \infty} \frac{1}{m} I(X_1^m, Y_1^m) \\ &= H(Y_i | Y_{i-1}) - H(Y_i | X_i, Y_{i-1}), \text{ for arbitrary } i. \end{aligned} \quad (13)$$

Let $\phi(p)$ represent the *partial entropy function*, where

$$\phi(p) = \begin{cases} 0, & p = 0 \\ -p \log p, & p \neq 0 \end{cases} \quad (14)$$

(we use natural logarithms throughout, so information is measured in nats). Further let $\mathcal{H}_3(p, q)$ represent the *triple entropy function*, where

$$\mathcal{H}_3(p, q) = \phi(p) + \phi(q) + \phi(1 - p - q), \quad (15)$$

defined for $p + q \leq 1$. (Note that $\mathcal{H}_3(p, 0)$ reduces to the binary entropy function.) Then

$$H(Y_i | Y_{i-1} = 0) = \mathcal{H}_3(2\tau\alpha_0, 0) \quad (16)$$

$$H(Y_i | Y_{i-1} = 1) = \mathcal{H}_3(\tau\alpha_1, \tau\beta) \quad (17)$$

$$H(Y_i | Y_{i-1} = 2) = \mathcal{H}_3(2\tau\beta, 0) \quad (18)$$

and

$$H(Y_i | X_i, Y_{i-1} = 0) = p_0 \mathcal{H}_3(2\tau\alpha_H, 0) + (1 - p_0) \mathcal{H}_3(2\tau\alpha_L, 0)$$

$$H(Y_i | X_i, Y_{i-1} = 1) = p_1 \mathcal{H}_3(\tau\alpha_H, \tau\beta) + (1 - p_1) \mathcal{H}_3(\tau\alpha_L, \tau\beta)$$

$$H(Y_i | X_i, Y_{i-1} = 2) = p_2 \mathcal{H}_3(2\tau\beta, 0) + (1 - p_2) \mathcal{H}_3(2\tau\beta, 0)$$

In the preceding equation, we can reduce to $H(Y_i | X_i, Y_{i-1} = 2) = \mathcal{H}_3(2\tau\beta, 0)$, the same as $H(Y_i | Y_{i-1} = 2)$ in (18). Finally,

$$\mathcal{I}(X; Y) = \quad (19)$$

$$\begin{aligned} &\pi_0 \left(\mathcal{H}_3(2\tau\alpha_0, 0) - p_0 \mathcal{H}_3(2\tau\alpha_H, 0) - (1 - p_0) \mathcal{H}_3(2\tau\alpha_L, 0) \right) \\ &+ \pi_1 \left(\mathcal{H}_3(\tau\alpha_1, \tau\beta) - p_1 \mathcal{H}_3(\tau\alpha_H, \tau\beta) - (1 - p_1) \mathcal{H}_3(\tau\alpha_L, \tau\beta) \right). \end{aligned}$$

B. As $\tau \rightarrow 0$, capacity-achieving input distribution is IID

In order for the capacity-achieving distribution to be IID, it must be true that (19) is maximized with $p_0 = p_1$ (which implies $\alpha_0 = \alpha_1$). It can be shown via numerical examples that the capacity-achieving input distribution is *not* IID for arbitrary values of α_L , α_H , and β , and finite $\tau > 0$. However, we are interested in the limiting case where $\tau \rightarrow 0$.

The reader may check that the state occupancy probabilities π_i are independent of τ . However, (19) becomes

$$\begin{aligned} \mathcal{I}(X; Y) &= \\ &\frac{\pi_0}{\tau} \left(\mathcal{H}_3(2\tau\alpha_0, 0) \right. \\ &\quad \left. - p_0 \mathcal{H}_3(2\tau\alpha_H, 0) - (1 - p_0) \mathcal{H}_3(2\tau\alpha_L, 0) \right) \\ &+ \frac{\pi_1}{\tau} \left(\mathcal{H}_3(\tau\alpha_1, \tau\beta) \right. \\ &\quad \left. - p_1 \mathcal{H}_3(\tau\alpha_H, \tau\beta) - (1 - p_1) \mathcal{H}_3(\tau\alpha_L, \tau\beta) \right). \end{aligned} \quad (20)$$

Although terms such as $\mathcal{H}_3(2\tau\alpha_0, 0)$ diverge as $\tau \rightarrow 0$, the divergent terms cancel in (20), and $\mathcal{I}(X; Y)$ remains finite in the limit. Straightforward application of l'Hopital's rule yields

$$\begin{aligned} \lim_{\tau \rightarrow 0} \frac{\pi_0}{\tau} \left(\mathcal{H}_3(2\tau\alpha_0, 0) \right. \\ \left. - p_0 \mathcal{H}_3(2\tau\alpha_H, 0) - (1 - p_0) \mathcal{H}_3(2\tau\alpha_L, 0) \right) \\ = 2\pi_0 \left(\phi(\alpha_0) - p_0 \phi(\alpha_H) - (1 - p_0) \phi(\alpha_L) \right) \end{aligned} \quad (21)$$

$$\begin{aligned} \lim_{\tau \rightarrow 0} \frac{\pi_1}{\tau} \left(\mathcal{H}_3(\tau\alpha_1, \tau\beta) \right. \\ \left. - p_1 \mathcal{H}_3(\tau\alpha_H, \tau\beta) - (1 - p_1) \mathcal{H}_3(\tau\alpha_L, \tau\beta) \right) \\ = \pi_1 \left(\phi(\alpha_1) - p_1 \phi(\alpha_H) - (1 - p_1) \phi(\alpha_L) \right) \end{aligned} \quad (22)$$

Finally, letting $\mathcal{Z} = \beta^2 + 2\alpha_0\beta + \alpha_0\alpha_1$,

$$\begin{aligned} \lim_{\tau \rightarrow 0} \mathcal{I}(X; Y) &= \frac{2\beta}{\mathcal{Z}} \left(\beta\phi(\alpha_0) + \alpha_0\phi(\alpha_1) \right. \\ &\quad \left. - (\beta p_0 + \alpha_0 p_1) \phi(\alpha_H) \right. \\ &\quad \left. - ((\alpha_0 + \beta) - \beta p_0 - \alpha_0 p_1) \phi(\alpha_L) \right) \end{aligned} \quad (23)$$

To proceed, we assume that the input distribution is IID, and show that this is optimal. Under the IID constraint we have $p_0 = p_1 = p$, which leads to several simplifications. The stationary probabilities become binomial: writing $\bar{\alpha} = \alpha_0 = \alpha_1 = \alpha_2$,

$$\pi_k(p) = \binom{2}{k} \frac{\bar{\alpha}^k \beta^{2-k}}{(\bar{\alpha} + \beta)^2}, \text{ and } \mathcal{Z} = (\bar{\alpha} + \beta)^2, \quad (24)$$

and the continuous time information rate reduces to

$$\begin{aligned} & \lim_{\tau \rightarrow 0} \mathcal{I}(X; Y)|_{p_k \equiv p} \\ &= 2 \left(\frac{\beta}{\bar{\alpha} + \beta} \right) (\phi(\bar{\alpha}) - p\phi(\alpha_H) - (1-p)\phi(\alpha_L)). \end{aligned} \quad (25)$$

The IID capacity of this channel is given by

$$\begin{aligned} C_{\text{IID}} &= \max_p \lim_{\tau \rightarrow 0} \mathcal{I}(X; Y)|_{p_k \equiv p} \\ &= 2 \max_p \left(\frac{\beta}{\bar{\alpha} + \beta} \right) (\phi(\bar{\alpha}) - p\phi(\alpha_H) - (1-p)\phi(\alpha_L)). \end{aligned} \quad (26)$$

$$(27)$$

Thus we may state:

Proposition 1: For two receptors, as $\tau \rightarrow 0$, the capacity-achieving input distribution is IID.

Proof: Let C represent the capacity. If we take $C_{\text{IID}}/2$ in (27), we obtain exactly the capacity for a single receptor as $\tau \rightarrow 0$, from [2], [3].

We know that $C \geq C_{\text{IID}}$. The capacity two independent receptors can be no greater than twice the capacity of a single receptor, so $C \leq 2(C_{\text{IID}}/2) = C_{\text{IID}}$. Since C is bounded above and below by C_{IID} , the result follows. ■

We give a numerical example of this result in Figure 3, where the global maximum of the MI rate indeed lies on the diagonal $p_0 = p_1 = p$.

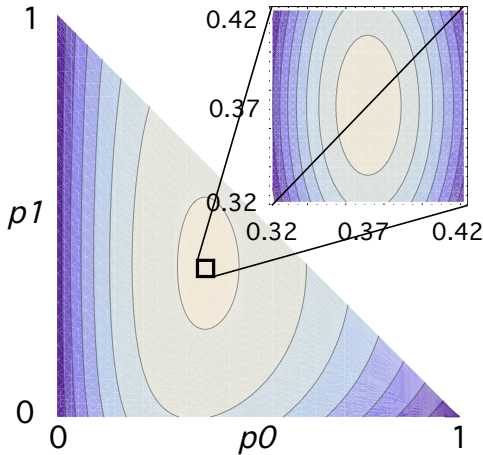


Fig. 3. Mutual information rate for two independent receptors, with feedback, as a function of the high-input probability when unbound (p_0) and when singly bound (p_1). The high-input probability when the receptor is doubly bound (p_2) does not affect the MI rate. For this example the continuous time transition rates are $\alpha_L = 1$, $\alpha_H = 10$, $\beta = 20$. All rates are in Hz. The optimal MI rate of 3.57367 nats per second is attained when $p_0 = p_1 \approx 0.371696$. Diagonal inside the zoomed-in box marks the line $p_0 = p_1$.

In [2], [3] we showed rigorously that the feedback capacity and the IID capacity for the single receptor were identical (this result held for all values of $\tau > 0$, i.e., all settings of the parameters). On the other hand, the feedback capacity for the two receptors cannot exceed twice the feedback capacity of a single receptor, when the receptors are independent, because we could consider the two independent receptors separately. Therefore the system with two identical, independent receptors

inherits the property that feedback capacity = IID capacity = capacity.

C. Generalizing to $n > 2$

Returning to arbitrary $n > 2$, we adopt the following notation. Let $\bar{\alpha}_k(p_k) = \alpha_L + p_k(\alpha_H - \alpha_L)$ be the average *per capita* transition rate from state k to state $k + 1$. Define

$$A_k = \begin{cases} \beta^n, & k = 0 \\ \binom{n}{k} \beta^{n-k} \prod_{j=0}^{k-1} \bar{\alpha}_j(p_j), & 1 \leq k \leq n \end{cases} \quad (28)$$

$$\mathcal{Z}(p_0, \dots, p_{n-1}) = \sum_{k=0}^n A_k. \quad (29)$$

Then $\pi_k \triangleq \Pr\{Y = k\} = A_k/\mathcal{Z}$ is the stationary probability of the k -bound state. If we take $p_k = p$ for all k (the case of IID inputs) then we have the same *per capita* binding rate in each state, $\bar{\alpha}_k = \bar{\alpha} = \alpha_L + p(\alpha_H - \alpha_L)$. In this case the stationary distribution is binomial:

$$\pi_k^{\text{IID}} = \binom{n}{k} \left(\frac{\bar{\alpha}}{\bar{\alpha} + \beta} \right)^k \left(\frac{\beta}{\bar{\alpha} + \beta} \right)^{n-k} \quad (30)$$

where $\bar{\alpha}/(\bar{\alpha} + \beta)$ is the equilibrium probability of any given receptor being in the bound state.

Fixing some $n > 1$, we write $I(\mathbf{p})$, the average mutual information rate per time step, for $I(\alpha_L, \alpha_H, \beta, p_0, \dots, p_{n-1})$, i.e. we leave the dependence on the transition probabilities implicit. The vector $\mathbf{p} = [p_0, p_1, \dots, p_{n-1}]^T$ represents the high (*versus* low) input probabilities for the feedback case. The IID case corresponds to $\mathbf{p} = \mathbf{1}p \equiv [p, p, \dots, p]^T$. $I(\mathbf{p})$ may be written as a sum over the information rates contributed by each edge: $I = \sum_{k=0}^{n-1} I_k = \sum_{k=0}^{n-1} \pi_k \Phi_k$, where

$$\begin{aligned} \Phi_k &= \phi((n-k)\bar{\alpha}_k) \\ &\quad - \left((1-p_k)\phi((n-k)\alpha_L) + p_k\phi((n-k)\alpha_H) \right) \end{aligned} \quad (31)$$

$$= (n-k)\Psi(p_k) \quad (32)$$

with $\Psi(p) = \phi(p\alpha_H + (1-p)\alpha_L) - (p\phi(\alpha_H) + (1-p)\phi(\alpha_L))$. Here we have used the product rule property of the partial entropy, $\phi(kp) = k\phi(p) + p\phi(k)$.

As in the case of $n = 2$ receptors, the IID case simplifies to

$$\begin{aligned} I(\mathbf{1}p) &= \sum_{k=0}^{n-1} \pi_k (n-k)\Psi(p) = \Psi(p) \sum_{k=0}^{n-1} \binom{n}{k} \frac{\bar{\alpha}^k \beta^{n-k}}{(\bar{\alpha} + \beta)^n} (n-k) \\ &= \Psi(p) \left(n - n \frac{\bar{\alpha}}{\bar{\alpha} + \beta} \right) = n\Psi(p) \left(\frac{\beta}{\bar{\alpha} + \beta} \right) \end{aligned} \quad (33)$$

which is n times the mutual information rate for a single receptor. This leads to the following.

Proposition 2: For n receptors, as $\tau \rightarrow 0$, capacity C is n times the single-receptor capacity, and the capacity-achieving input distribution is IID.

Proof: By a similar argument to Proposition 1, considering n independent distinguishable receptors receiving the same

input signal, it is clear that the n -receptor information rate with feedback cannot exceed n times the single receptor rate with feedback. Therefore for n indistinguishable receptors, $C_{\text{IID}} = C$, for arbitrary n , and the result follows. ■

In contrast, *non-independent* receptors can have feedback capacity greater than IID capacity. Fig. 4 shows this effect for a channel for which ligand binding is *cooperative* instead of independent; e.g. with transition probability matrix (*cf.* (8))

$$\mathbf{P}_{\text{H/L}} = \begin{bmatrix} 1 - \tau\alpha_{\text{H/L}} & \tau\alpha_{\text{H/L}} & 0 \\ \tau\beta & 1 - \tau(\beta + \alpha_{\text{H/L}}) & \tau\alpha_{\text{H/L}} \\ 0 & \tau\beta & 1 - \tau\beta \end{bmatrix}. \quad (34)$$

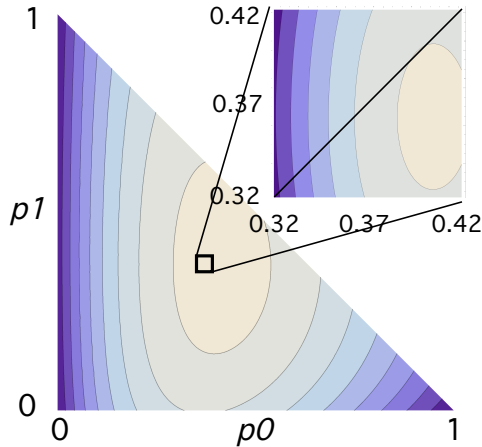


Fig. 4. Mutual information rate, with feedback, for two receptors, as a function p_0 and p_1 , when the receptors are *not independent*. Total transition rates: $i \rightarrow i + 1$, $\alpha_{i,\text{H}} = 10\text{Hz}$ or $\alpha_{i,\text{L}} = 1\text{Hz}$; $i \rightarrow i - 1$, $\beta_i = 20\text{Hz}$. The optimal MI rate of 2.1026 nats per second is attained when $p_0 \approx 0.407$, $p_1 \approx 0.364$. Zoom-in box and $p_0 = p_1$ line positions same as Fig. 3.

IV. DISCUSSION

Analysis of the single-receptor BIND channel introduced in [2], [3] turns on the observation that it falls in the class of channels satisfying the Chen-Berger condition [15], [21]. At the same time, it may be viewed as an instance of a POST channel (Previous Output is the State) [16]. Here we show that a ligand-binding system comprising n identical, independent receptors also satisfies these conditions. The n -receptor BIND channel has a mutual information rate equal to n times the mutual information rate of the single receptor BIND channel, and its capacity is realized by an IID input source with optimal high concentration probability p_* that is the same for one receptor as it is for n receptors. Under the IID input condition the receptors' stationary state distribution becomes binomial, suggesting a relation to the well-studied binomial channel [22]. As discussed in [2], the physical channel model breaks down as $\tau \rightarrow 0$ in the sense that the concentration at the receiver will not remain IID at arbitrarily fine time scales. The way in which biophysical constraints restrict the input ensemble will be system specific, and a topic for future investigations.

REFERENCES

- [1] T. Jin, N. Zhang, Y. Long, C. A. Parent, and P. N. Devreotes, "Localization of the G protein $\beta\gamma$ complex in living cells during chemotaxis," *Science*, vol. 287, pp. 1034–1036, 2000.
- [2] P. J. Thomas and A. W. Eckford, "Capacity of a simple intercellular signal transduction channel," <http://arxiv.org/abs/1411.1650>, 2015.
- [3] A. Eckford and P. Thomas, "Capacity of a simple intercellular signal transduction channel," in *Proc. IEEE Intl. Symp. on Information Theory (ISIT)*, pp. 1834–1838, 2013.
- [4] F. Attneave, "Some informational aspects of visual perception," *Psychological review*, vol. 61, no. 3, p. 183, 1954.
- [5] H. B. Barlow, *Sensory Communication*. MIT Press, ch. 13: Possible principles underlying the transformations of sensory messages, pp. 217–234, 1961.
- [6] H. P. Yockey, "A study of aging, thermal killing and radiation damage by information theory," in *Symposium on Information Theory in Biology*, H. P. Yockey, R. P. Platzman, and H. Quastler, Eds. New York, London: Pergamon Press, pp. 297–316, 1958.
- [7] T. Berger, *Rate distortion theory: Mathematical basis for data compression*. Prentice Hall, 1971.
- [8] U. Mitra and A. W. Eckford, "Editorial: Inaugural issue of the IEEE Transactions on Molecular, Biological, and Multi-Scale Communications," *IEEE Trans. Molecular, Biological, and Multi-Scale Communications*, vol. 1, no. 1, pp. 1–3, Mar. 2015.
- [9] B. W. Andrews and P. A. Iglesias, "An information-theoretic characterization of the optimal gradient sensing response of cells," *PLoS Computational Biology*, vol. 3, no. 8, 2007.
- [10] P. J. Thomas, D. J. Spencer, S. K. Hampton, P. Park, and J. P. Zurkus, "The diffusion-limited biochemical signal-relay channel," in *Advances in Neural Information Processing Systems*, 2003.
- [11] J. M. Kimmel, R. M. Salter, and P. J. Thomas, "An information theoretic framework for eukaryotic gradient sensing," in *Advances in neural information processing systems*, pp. 705–712, 2006.
- [12] M. Pierobon and I. F. Akyildiz, "Noise analysis in ligand-binding reception for molecular communication in nanonetworks," *IEEE Trans. Signal Processing*, vol. 59, no. 9, pp. 4168–4182, Sep. 2011.
- [13] A. Rhee, R. Cheong, and A. Levchenko, "The application of information theory to biochemical signaling systems," *Physical Biology*, vol. 9, no. 4, p. 045011, 2012.
- [14] H. Mahdavi and A. Beirami, "Diffusion channel with poisson reception process: capacity results and applications," in *Proc. IEEE Intl. Symp. on Information Theory (ISIT)*, 2015.
- [15] J. Chen and T. Berger, "The capacity of finite-state Markov channels with feedback," *IEEE Trans. Info. Theory*, vol. 51, no. 3, pp. 780–798, Mar. 2005.
- [16] H. H. Permuter, H. Asnani, and T. Weissman, "Capacity of a POST channel with and without feedback," *IEEE Trans. Info. Theory*, vol. 60, no. 10, pp. 6041–6057, 2014.
- [17] M. Tahmasbi and F. Fekri, "On the capacity achieving probability measures for molecular receivers," in *Proc. IEEE Information Theory Workshop*, pp. 109–113, 2015.
- [18] A. Goldsmith and P. Varaiya, "Capacity, mutual information, and coding for finite-state markov channels," *IEEE Trans. Info. Theory*, vol. 42, no. 3, pp. 868–886, May 1996.
- [19] D. J. Higham, "Modeling and simulating chemical reactions," *SIAM review*, vol. 50, no. 2, pp. 347–368, 2008.
- [20] A. W. Eckford and P. J. Thomas, "Information theory of intercellular signal transduction," in *Proc. 49th Annual Asilomar Conference on Signals, Systems, and Computers*, 2015.
- [21] T. Berger and Y. Ying, "Characterizing optimum (input, output) processes for finite-state channels with feedback," in *Proc. IEEE Intl. Symp. on Information Theory (ISIT)*, p. 117, 2003.
- [22] C. Komninakis, L. Vandenbergh, and R. D. Wesel, "Capacity of the binomial channel, or minimax redundancy for memoryless sources," in *Proc. IEEE Intl. Symp. on Information Theory (ISIT)*, pp. 127–127, 2001.