

Fast Two-Robot Disk Evacuation with Wireless Communication

Ioannis Lamprou, Russell Martin, Sven Schewe
 {Forename.Surname}@liverpool.ac.uk

Department of Computer Science,
 University of Liverpool, UK

January 29, 2022

Abstract

In the fast evacuation problem, we study the path planning problem for two robots who want to minimize the worst-case evacuation time on the unit disk. The robots are initially placed at the center of the disk. In order to evacuate, they need to reach an unknown point, the exit, on the boundary of the disk. Once one of the robots finds the exit, it will instantaneously notify the other agent, who will make a beeline to it.

The problem has been studied for robots with the same speed [12]. We study a more general case where one robot has speed 1 and the other has speed $s \geq 1$. We provide optimal evacuation strategies in the case that $s \geq c_{2.75} \approx 2.75$ by showing matching upper and lower bounds on the worst-case evacuation time. For $1 \leq s < c_{2.75}$, we show (non-matching) upper and lower bounds on the evacuation time with a ratio less than 1.22. Moreover, we demonstrate that a generalization of the two-robot search strategy from [12] is outperformed by our proposed strategies for any $s \geq c_{1.71} \approx 1.71$.

1 Introduction

Consider a pair of mobile robots in an environment represented by a circular disk of unit radius. The goal of the robots is to find an *exit*, i.e. a point at an unknown location on the boundary of the disk, and both move to this exit. The exit is only recognized when a robot visits it. The robots’ aim is to accomplish this task as quickly as possible. This problem is referred to as the *evacuation problem*. The robots start at the center of the disk and can move with a speed not exceeding their maximum velocity (which may be different from one another). They can coordinate their actions in any manner they like, and can communicate wirelessly (instantaneously).

1.1 Related work

Evacuation belongs to the realm of distributed search problems, which have a long history in mathematics, computer science, and operations research, see, e.g. [5, 6, 7].

Salient features in search problems include the *environment* (e.g. a geometric one or graph-based), *mobility* of the robots (how they are allowed to move), *perception* of and *interaction* with the environment, and their *computational* and *communication abilities*. Typical tasks include exploring and mapping an unknown environment, finding a (mobile or immobile) target (e.g. cops and robbers games [8] and pursuit-evasion games [21]; the “lost at sea” problem [15]; the cow-path problem and plane-searching problem [2, 3, 4, 9, 16, 17, 20, 22]), rendezvous or gathering of mobile agents [18, 19], and evacuation [11, 12, 14]. (Note that we distinguish between the distributed version of evacuation problems involving a search for an unknown exit, and centralized versions, typically modeled as (dynamic) capacitated flow problems on graphs, where the exit is known.) A general survey of search and rendezvous problems can be found in [1]. Also related is the task of patrolling or monitoring, i.e. the periodic (re)visitation of (part of) the environment [10, 13, 23].

In most all of these settings, the typical cost is the time required to finish the task (in a synchronous environment), or the total distance moved by the robots to finish it (in an asynchronous setting). (Patrolling has a different “cost”, that being the time between consecutive visits to any point in the region, the so-called “idle time”.)

A little explored feature of the robots is their *speed*. Most past work has focused on the case where the robots all share the same (maximal) speed. Notable exceptions of which the authors are aware include [11] which considers the evacuation problem on the infinite line with robots with distinct maximal speeds, and [13] where the authors show a non-intuitive ring patrolling strategy using three robots with distinct maximal speeds. It is this feature, robots with different maximal speeds, that we explore in this paper.

The most relevant previous work is [12, 14], which explores the evacuation problem in the unit disk with two robots with identical speeds ($s = 1$).

1.2 Our results

We consider the evacuation problem in the unit disk using two robots with distinct maximal speeds (one with speed 1, the second with speed $s \geq 1$). The robots share a common clock and can communicate instantaneously when they have found the exit (wireless communication) and so can synchronize their behavior in the evacuation procedure. We assume that the robots can measure distances to an arbitrary precision (equivalently, they can measure time to an arbitrary precision), and can vary their speeds as they desire, up to their maximum speed.

We show that even in the case of two robots, the analysis involved in finding (time) optimal evacuation strategies can become intricate, with strategies that depend on the (ratio of) the fast

robot’s maximal speed. For large s , we introduce an efficient search strategy, called the Half-Chord Strategy (Figure 1). We generalize a strategy from [12] for small s , the “Both-to-the-Same-Point Strategy” (BSP), where the two robots move to the same point on the boundary and then separately explore the boundary in clockwise and counterclockwise directions to find the exit (Figure 4a). For values of $s \geq c_{1.86}$ (with $c_{1.86} \approx 1.856$), we show BSP is not optimal by demonstrating that the Half-Chord Strategy is superior to it. Moreover, we improve on this with the Fast-Chord Strategy (Figure 5), which outperforms Half-Chord for $1.71 \approx c_{1.71} < s < c_{2.07} \approx 2.07$. We obtain optimality for all $s \geq c_{2.75} \approx 2.75$, in the wireless setting, as we demonstrate matching upper and lower bounds on the evacuation time. On the other hand, for $s \in (1, c_{2.75})$ we provide lower bounds on the evacuation time that do not match the bounds provided by the respective search strategies (BSP for $s < c_{1.71}$, Fast-Chord for $s \in [c_{1.71}, c_{2.07})$ and Half-Chord for $s \geq c_{2.07}$).

Section 2 contains a more formal definition of the problem we consider. Section 3 contains our upper bounds on the evacuation time, while Section 4 has our lower bounds. In the interests of space, parts of the proofs are omitted from this version, and we trust the reader to rely upon the supplied diagrams for the intuition of our results.

2 Problem Definition and Strategy Space

In this section, we formally define the problem in question. Furthermore, we provide a partition of the strategy space and some observations, which will be useful in the bounds to follow.

Definition 1 (The Fast Evacuation Problem). *Given a unit disk and two robots atarting at its center (the former with maximum speed $s \geq 1$ and the latter with maximum speed 1), provide an algorithm such that both robots reach an unknown exit lying on a boundary point of the disk. The two robots, namely Fast and Slow, are allowed to move within the entire unit disk, can only identify the exit when they stand on it, and can communicate wirelessly at any time.*

Definition 2. *An “evacuation strategy” is an algorithm on how each robot moves such that both robots have evacuated the disk at the end of its execution.*

The following remark is a direct consequence of the geometric environment in which this fast evacuation scenario takes place.

Remark 1. *In any evacuation strategy, when either robot discovers the exit, the optimal strategy of the other one immediately reduces to following a beeline to the exit.*

We now proceed with identifying key aspects of potential strategies.

Definition 3. *A “both-explore” strategy is a strategy for both robots to evacuate the disk, where (in the worst-case) both of them explore at least two distinct points on the boundary. We define the set of all both-explore strategies as BES .*

Definition 4. *A “fast-explores” strategy is a strategy where only Fast explores the boundary searching for the exit. Slow, eventually, only reaches the exit point and at any time it reaches no other point on the boundary of the disk. We define the set of all fast-explores strategies as FES .*

Definition 5. *A “slow-explores” strategy is a strategy where only Slow explores the boundary searching for the exit. Fast, eventually, only reaches the exit point and at any time it reaches no other point on the boundary of the disk. We define the set of all fast-explores strategies as SES .*

Notice that for $s = 1$, if only one robot explores the boundary, we randomly assign such a strategy to FES or SES .

Below, let ALL stand for the set of all evacuating strategies.

Proposition 2. *(BES, FES, SES) forms a partition of ALL.*

Proof. $BES \cap FES \cap SES = \emptyset$, since only Fast or only Slow or both explore the boundary. $ALL = BES \cup FES \cup SES$, since for any possible strategy at least one robot explores the boundary. \square

We remark that, when considering SES and FES strategies, it can become a burden to forcefully keep the non-exploring robot away from the boundary. E.g. if we only want Slow to explore in an SES strategy, the optimal behavior of Fast would be to mimic the behavior of Slow. For FES strategies with $s \leq 2$, it also proves to be most natural to allow Slow to move on the boundary, but to ignore it when Slow finds the exit first. For this reason we use FES and SES strategies in this sense. Alternatively, one could also let the non-exploring robot to move ε -close to the boundary.

We do not consider SES strategies in our analysis. An optimal SES strategy is obviously to go to the boundary and explore the boundary clockwise or counterclockwise. The worst case time is $1 + 2\pi$.

3 Upper Bounds

3.1 The Half-Chord Strategy

The idea for this strategy stems from the proof of the FES lower bound to follow. The worst-case analysis is performed for $s \in [2, \infty)$. For the strategy details below, please refer to Figure 1. Fast's trajectory is given in blue, while Slow's in red. All arcs are considered in counterclockwise order.

The Strategy. *Fast* moves as follows until the exit is found:

- for $t \in [0, \frac{1}{s}]$: moves toward B and
- for $t \in (\frac{1}{s}, \frac{1+2\pi}{s}]$: traverses the boundary counterclockwise.

Slow moves as follows until the exit is found:

- Phase I: for $t \in [0, \frac{2}{s}]$ moves toward C ,
- Phase II: for $t \in [\frac{2}{s}, \frac{1+2\arccos(-2/s)}{s}]$ moves toward M via \widehat{CM} on disk $(O, \frac{2}{s})$,
- Phase III: for $t \in [\frac{1+2\arccos(-2/s)}{s}, \frac{1+2\pi}{s}]$ moves toward B via the MB segment.

In Table 1, we shortly outline some core measurements on the emerging shape, e.g. angles and lengths, which will be useful in the proofs to follow. We now continue with some useful propositions.

Proposition 3. *Fast reaches A exactly when Slow reaches M .*

Proof. Fast reaches A after $\frac{1+2\arccos(-2/s)}{s}$ time, since it takes $\frac{1}{s}$ time for it to traverse OB and $\frac{2\arccos(-2/s)}{s}$ time to traverse \widehat{BA} . Slow reaches C after time $\frac{2}{s}$. Then, it traverses \widehat{CM} for another $\frac{1}{s}(2\arccos(-2/s) - 1)$ time for a total of $\frac{1+2\arccos(-2/s)}{s}$. \square

Proposition 4. *Fast explores the whole boundary before Slow reaches B .*

$ OC = \frac{2}{s}$	by choice
$\widehat{BA} = 2 \arccos\left(-\frac{2}{s}\right)$	by choice
$\phi = \angle BOC = \pi + 1/2$	by choice
$ \widehat{CM} = \frac{1}{s}(2 \arccos\left(-\frac{2}{s}\right) - 1)$	slow on M exactly when fast on A
$\theta = \angle COM = \frac{s}{2} \widehat{CM} = \arccos\left(-\frac{2}{s}\right) - 1/2$	arc-to-angle
$\psi = \angle MOB = 2\pi - \phi - \theta = \pi - \arccos\left(-\frac{2}{s}\right)$	sum of angles around O
$ AB = 2 \sin\left(2 \arccos\left(-\frac{2}{s}\right)/2\right) = 2\sqrt{1 - \frac{4}{s^2}}$	arc-to-chord computation
$ AM = MB = AB /2 = \sqrt{1 - \frac{4}{s^2}}$	since M is the middle of the chord
$\angle OMB = \pi/2$	perpendicular bisector through center

Table 1: Measurements for Half-Chord Strategy

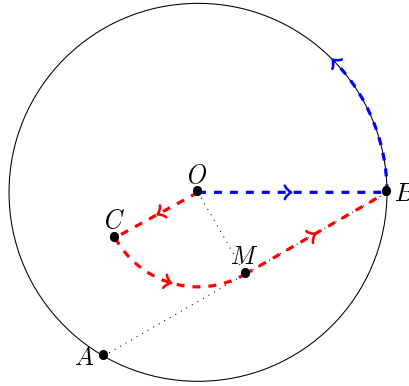


Figure 1: The Half-Chord Strategy (Example for $s = 4$)

Proof. Slow reaches M after $\frac{1+2 \arccos(-2/s)}{s}$ time and then has to traverse MB for another $\sqrt{1 - \frac{4}{s^2}}$. Meanwhile, after $\frac{1+2 \arccos(-2/s)}{s}$ time, Fast lies on A and then has to traverse \widehat{AB} for another $\frac{2\pi - 2 \arccos(-2/s)}{s}$. It's adequate to see that $\sqrt{1 - \frac{4}{s^2}} \geq \frac{2\pi - 2 \arccos(-2/s)}{s}$ for any $s \geq 2$. \square

The aforementioned proposition, together with the fact that it takes $\frac{1+2\pi}{s}$ time for Fast to explore the whole boundary, provides us with the endtime for Phase III and the strategy in general.

The main result of this section follows from the combination of the upper bounds proved for Phase I, II, and III in the following subsections.

Theorem 5. *For any $s \geq 2$, the worst-case evacuation time of the Half-Chord strategy is at most $\frac{1+2 \arccos(-2/s)}{s} + \sqrt{1 - \frac{4}{s^2}}$.*

3.1.1 Phase I

Lemma 6. *The Half-Chord evacuation strategy takes at most $\frac{1+2 \arccos(-2/s)}{s} + \sqrt{1 - \frac{4}{s^2}}$ evacuation time, if the exit is found during Phase I.*

Proof. We need only care about the time $t \in [\frac{1}{s}, \frac{2}{s}]$, since for less time Slow has not yet reached the boundary. Imagine that the exit is discovered after $\frac{1+a}{s}$ time (for $a \in [0, 1]$). For a visualization, the reader can refer to Figure 2a. Slow has covered $\frac{1+a}{s}$ distance on the OC segment,

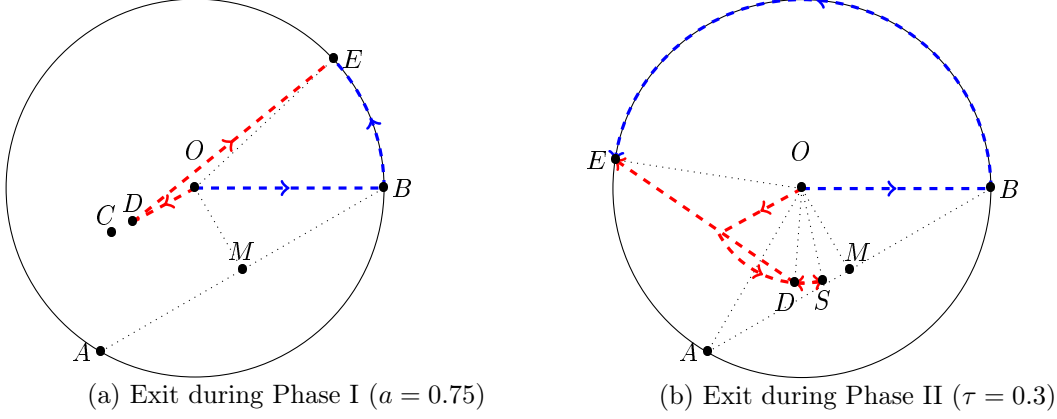


Figure 2: Exit during Phase I & II (Examples for $s = 4$)

while Fast has explored an a part of \widehat{BA} . Slow now takes a segment from its current position (namely D) to the exit E . To compute $|DE|$ we use the law of cosines in $\triangle DOE$. Let $\omega = \angle DOE$. In case $a \leq \frac{1}{2}$, $\omega \leq \pi$, and more accurately $\omega = a + \psi + \theta = \pi + a - \frac{1}{2}$. In case $a > \frac{1}{2}$, $\omega > \pi$, and more accurately $\omega = 2\pi - a - \psi - \theta$. Since $\cos(2\pi - x) = \cos(x)$, we can consider the two cases together. We compute, $|DE| = \sqrt{|OE|^2 + |OD|^2 - 2|OE||OD|\cos(\omega)} = \sqrt{1 + \frac{(1+a)^2}{s^2} - 2\frac{1+a}{s}\cos(\pi + a - 1/2)} = \sqrt{1 + \frac{(1+a)^2}{s^2} + 2\frac{1+a}{s}\cos(1/2 - a)}$. Overall, the worst-case evacuation time is given by $\max_{a \in [0,1]} \left\{ \frac{1+a}{s} + \sqrt{1 + \frac{(1+a)^2}{s^2} + 2\frac{1+a}{s}\cos(1/2 - a)} \right\}$. To conclude the proof, it suffices to observe that $\frac{2}{s} + \sqrt{1 + \frac{2^2}{s^2} + 2\frac{2}{s}}$ is an upper bound to the above quantity, since $a \leq 1$ and $\cos(\cdot) \leq 1$. Finally, $\frac{2}{s} + \sqrt{1 + \frac{2^2}{s^2} + 2\frac{2}{s}} \leq \frac{1+2\arccos(-\frac{2}{s})}{s} + \sqrt{1 - \frac{4}{s^2}}$ for any $s \geq 2$. \square

3.1.2 Phase II

Lemma 7. *The Half-Chord evacuation strategy takes at most $\frac{1+2\arccos(-\frac{2}{s})}{s} + \sqrt{1 - \frac{4}{s^2}}$ evacuation time, if the exit is found during Phase II.*

Proof. We prove that the worst-case placement for the exit is point A . Suppose the exit E is found at the time when Slow lies on point S and has not yet covered a τ part of \widehat{CM} . The corresponding central angle is $\frac{s\tau}{2}$, since \widehat{CM} is an arc on $(O, \frac{2}{s})$. At the same time, Fast has not yet explored an $s\tau$ part of \widehat{BA} with a corresponding central angle of size $s\tau$. Then, Slow can move backwards on the boundary of $(O, \frac{2}{s})$ for another τ distance to point D . Now, the central angle from D to M is $\frac{s\tau}{2} + \frac{s\tau}{2} = s\tau$ and matches the central angle between E and A . Thence, due to shifting by the same central angle, we get $\angle EOD = \angle EOA + \angle AOD = \angle DOM + \angle AOD = \angle AOM$. Moreover, since $|OD| = |OM| = \frac{2}{s}$ and $|OE| = |OA| = 1$, triangles $\triangle EOD$ and $\triangle AOM$ are congruent meaning that $|ED| = |AB|$. To sum up, if the exit is discovered τ time before Slow reaches M , it takes at most another $\tau + \sqrt{1 - \frac{4}{s^2}}$ time for it to reach it. At the same time, it would take $\tau + \sqrt{1 - \frac{4}{s^2}}$ for it to reach A . Hence, exiting through A is the worst-case scenario and yields a total time of $\frac{1+2\arccos(-\frac{2}{s})}{s} + \sqrt{1 - \frac{4}{s^2}}$. \square

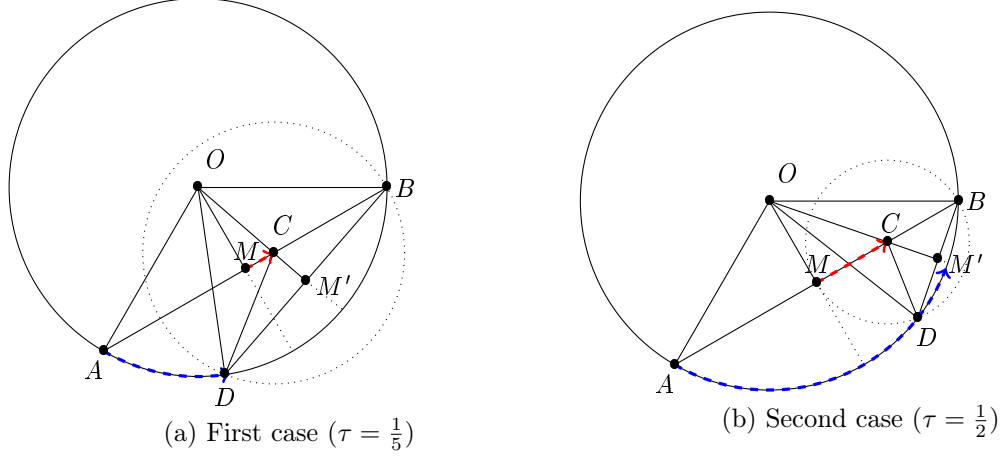


Figure 3: Exit during Phase III
(Example for $s = 4$; The exit E lies at the end of the blue arrow)

3.1.3 Phase III

Lemma 8. *The Half-Chord evacuation strategy takes at most $\frac{1+2\arccos(-\frac{2}{s})}{s} + \sqrt{1-\frac{4}{s^2}}$ evacuation time, if the exit is found during Phase III.*

Proof. Since $\frac{1+2\arccos(-\frac{2}{s})}{s}$ time has already passed at the beginning of Phase III, it suffices to show that at most $\sqrt{1-\frac{4}{s^2}}$ time goes by when the exit is discovered within \widehat{AB} .

Suppose that the exit is discovered τ time units after the beginning of Phase III. Then, Slow lies at C (Figure 3), τ distance away from M on the MB segment. On the other hand, Fast lies on E , an $s\tau$ distance away from A on \widehat{AB} .

Consider a disk with center C and radius $r = \sqrt{1-\frac{4}{s^2}} - \tau$. One can notice that (C, r) intersects $(O, 1)$ at two points: one of them is B and the other one is D , where D is included in \widehat{AB} , since $|AC| \geq r$ for any choice of $\tau \geq 0$. Moreover, we draw the chord DB and its middle point, say M' . Now, notice that OM' is perpendicular to DB , since DB is a chord of $(O, 1)$ and also that OM' passes through C , since DB is also a chord of (C, r) . To conclude, we exhibit that E is included in \widehat{DB} . Equivalently, that $|\widehat{AE}| \geq |\widehat{AD}|$. We look into two cases.

First, that $\angle AOD \leq \angle AOM$. In this case, we compute $\angle AOD = \angle AOM - \angle DOM = \angle MOB - \angle DOM = \angle MOM' + \angle M'OB - \angle DOM = \angle MOM' + \angle DOM' - \angle DOM = 2 \cdot \angle MOM'$, since $\angle AOM = \angle MOB$ and $\angle M'OB = \angle DOM'$ from the fact that OM (OM') bisects AB (DB). Moreover, $\angle DOM' - \angle DOM = \angle MOM'$. We compute $\angle MOM' = \arctan(s\tau/2)$ by the right triangle $\triangle MOC$. Finally, $\angle AOD = 2 \arctan(s\tau/2) \leq s\tau = \angle AOE$, since $\arctan(x) \leq x$ for $x \geq 0$.

For the second case, $\angle AOD > \angle AOM$. Then, $\angle AOD = \angle AOM + \angle MOD = \angle MOB + \angle MOD = \angle MOM' + \angle M'OB + \angle MOD = \angle MOM' + \angle DOM' + \angle MOD = 2 \cdot \angle MOM'$, again by using the equalities deriving from bisecting the chords. The rest of the proof follows as before. \square

3.2 The Half-Chord Strategy for $1 \leq s \leq 2$

We first observe that, for $s = 2$, the name “Half-Chord” is slightly misleading, as the points A , B , and M coincide. The time needed for $s = 2$ is, as shown in Theorem 5, $\frac{1+2\pi}{s}$. Note also that the Half-Chord strategy is a BES strategy for $s = 2$.

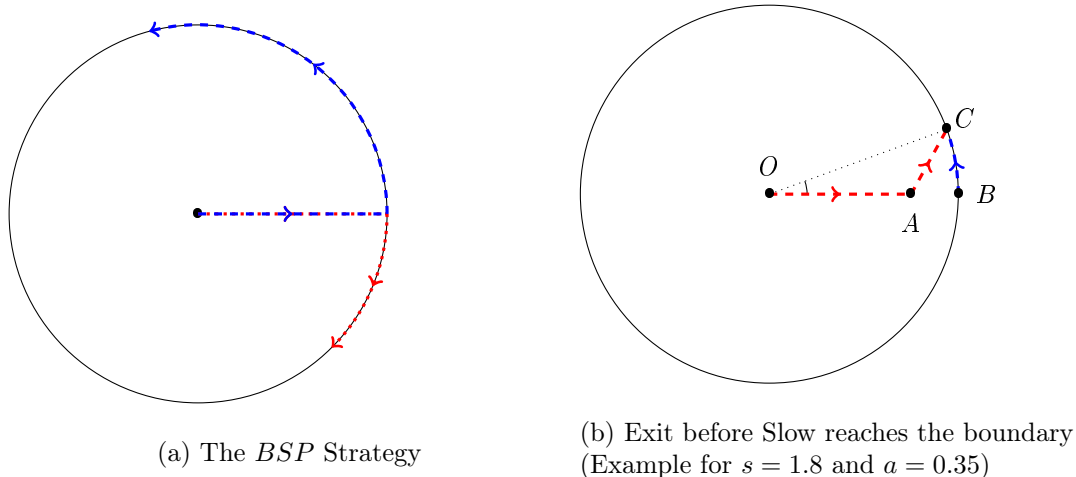


Figure 4: The *BSP* Strategy and an Evacuation Example

For $s < 2$, Slow can simply move even slower, namely with speed $\frac{s}{2}$. Using the same paths as for $s = 2$, this provides the same upper bound of $\frac{1+2\pi}{s}$.

Theorem 9. For $1 \leq s \leq 2$, the (generalized) Half-Chord strategy leads to a $\frac{1+2\pi}{s}$ evacuation time.

3.3 The Both-to-the-Same-Point Strategy

This *BES* strategy follows the same key idea presented in [12] where proven to be optimal for $s = 1$.

The Strategy. In the *Both-to-the-Same-Point Strategy* (shortly *BSP* strategy), initially both robots set out toward the same boundary point moving in a beeline. Once they arrive there, they move to opposite directions along the boundary. Without loss of generality, Fast moves counter-clockwise along the boundary, while Slow moves clockwise. This goes on, until the exit has been found by either robot or the robots meet each other on the boundary. For a visualization of the strategy, see Figure 4a. Fast's trajectory is given in blue, while Slow's in red.

Below, we restrict the analysis of the *BSP* strategy only for $s \in [1, 2]$, since for $s > 2$ the strategy presented in the previous section yields a stronger upper bound. The rest of the section is devoted to proving the main theorem.

Theorem 10. The *BSP* strategy requires evacuation time at most $1 + 2\sqrt{1 - \frac{1}{(s+1)^2}} + \frac{2 \arccos(-\frac{1}{s+1}) - s + 1}{s+1}$ when $s \in [1, 2]$.

3.3.1 Exit found before Slow reaches the boundary

Lemma 11. It takes at most $1 + \sqrt{2 - 2\cos(s-1)}$ time (where $s \in [1, 2]$) for both robots to evacuate in the *BSP* strategy, when the exit is found before the slow robot has reached the boundary.

Proof. Let a stand for the distance Fast has explored on the boundary before finding the exit. Notice that $a \leq s - 1 \leq 1$, since a stands for a covered distance before Slow reaches the boundary. The total evacuation time is the time needed for Fast to find the exit and then for Slow to reach it. Let b stand for the latter. Then, the worst-case evacuation time is $\max_{0 \leq a \leq s-1} \left\{ \frac{a+1}{s} + b \right\}$, where $b = \sqrt{1 + \left(\frac{a+1}{s}\right)^2 - 2 \cdot \frac{a+1}{s} \cos(a)}$ by the cosine law in the formed triangle ($\triangle OAC$ in Figure 4b

with $|OC| = 1$, $|OA| = \frac{1+a}{s}$ and $\angle AOC = a$. Let $f(a, s) = \frac{a+1}{s} + b$. Then, $\frac{\partial}{\partial a} f(a) \geq 0$ for any $a \leq s-1$. Consequently, $f(a, s)$ is a non-decreasing function of a in this interval meaning that the maximum is attained on $a = s-1$. This results to a worst-case time of $1 + \sqrt{2 - 2\cos(s-1)}$. \square

3.3.2 Exit found after Slow has explored a part of the boundary

Lemma 12. *In the BSP strategy (where $s \in [1, 2]$), when the exit is found after Slow has explored some part of the boundary, the evacuation time is at most*

- $\frac{2s+\pi+4}{s+1}$, when the angle between the two robots is less or equal to π and
- $1 + 2\sqrt{1 - \frac{1}{(s+1)^2}} + \frac{2\arccos(\frac{1}{s+1}) - s + 1}{s+1}$ when the angle is between π and 2π .

Proof. Let d stand for the distance Fast has covered on the boundary to find the exit counted only after Slow has started exploring. Using this notation, the explored part of the boundary is a function of d, s , namely $angle(d, s) = s - 1 + d + \frac{d}{s} = s - 1 + d(1 + \frac{1}{s})$, since Slow explores distance $\frac{d}{s}$, while Fast explores distance d , and an $s-1$ part has already been covered. The name $angle(\cdot, \cdot)$ is chosen, since the quantity also represents the angle between the robots from the center of the unit disk. We break the analysis into two cases:

- $angle(d, s) \leq \pi$:
In this case, $s - 1 + d(1 + \frac{1}{s}) \leq \pi$, which results to $d \leq \frac{\pi - s + 1}{1 + 1/s}$. Notice that the bound is ≥ 0 for $s \in [1, \pi + 1]$. The worst-case evacuation time is given by computing the function $\max_{0 \leq d \leq \frac{\pi - s + 1}{1 + 1/s}} \left\{ 1 + \frac{d}{s} + 2 \sin\left(\frac{d(1 + \frac{1}{s}) + s - 1}{2}\right) \right\}$, where the last addend accounts for the chord length needed to be covered by Slow. We denote $g(d, s)$ the function to be maximized. Similarly to before, we can see that $\frac{\partial}{\partial d} g(d, s) \geq 0$ for any choice of $s \in [1, 2]$ and any $d \in [0, \frac{\pi - s + 1}{1 + 1/s}]$. Hence, the maximum is attained at $d = \frac{\pi - s + 1}{1 + 1/s}$ for a worst-case time of $\frac{2s + \pi + 4}{s + 1}$.
- $\pi < angle(d, s) < 2\pi$:
In this case, $d \in (\frac{\pi - s + 1}{1 + 1/s}, \frac{2\pi - s + 1}{1 + 1/s})$. The function to be maximized is again $g(d, s)$. The maximum is attained for $d' = \frac{2 \cdot s \cdot \arccos(-1/(s+1)) - s + 1}{s + 1}$ yielding an upper bound of $1 + 2\sqrt{1 - \frac{1}{(s+1)^2}} + \frac{2\arccos(\frac{1}{s+1}) - s + 1}{s + 1}$ for $1 \leq s \leq 2$.

Finally, notice that we need not care about the case where Slow finds the exit, since the time taken for Fast to traverse the same chord will be less than the worst-case examined. \square

3.4 The Fast-Chord Strategy

In the Half-Chord strategy for $s = 2$, we observe that the final point reached after Phase I, that is point C , lies on the disk boundary. Thence, after that, Slow explores \widehat{CB} , but so does Fast (since by its strategy it explores the whole boundary). This seems like an unnecessary double-exploring of this part of the boundary. Thus, we propose a new strategy, where Fast reaches C as usual, but then traverses the CB chord, instead of \widehat{CB} . Furthermore, we could variate the position of C , in order for Fast to reach B (for the second time) exactly when Slow reaches D (a point before B) and so get Fast to explore some part of the boundary in clockwise fashion as well. In this case, Slow does not traverse the whole \widehat{CB} . Let us now describe more formally this *Fast-Chord* family of strategies. All arcs are considered in *counterclockwise* fashion unless otherwise stated. In the description below, let $|BA| = s - 1$, $x_1 = |\widehat{AC}|$, $x_2 = |CB|$, $x_3 = |\widehat{DB}|$ and $y = |\widehat{CB}|$. For a pictorial representation, the reader can refer to Figure 5.

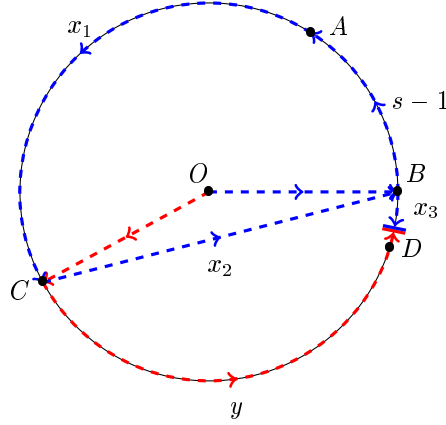


Figure 5: The Fast-Chord Family of Strategies

The Strategy. *Fast* moves as follows until the exit is found:

- for $t \in [0, \frac{1}{s}]$ moves toward B ,
- Phase Ia: for $t \in (\frac{1}{s}, 1]$ traverses \widehat{BA} ,
- Phase IIa: for $t \in (1, 1 + \frac{x_1}{s}]$ traverses \widehat{AC} ,
- Phase IIb: for $t \in (1 + \frac{x_1}{s}, 1 + \frac{x_1+x_2}{s}]$ traverses CB and
- Phase IIc: for $t \in (1 + \frac{x_1+x_2}{s}, 1 + \frac{x_1+x_2}{s} + \frac{x_3}{s+1}]$ moves toward D (clockwise) till it meets *Slow*.

Slow moves as follows until the exit is found:

- for $t \in [0, 1]$ moves toward C ,
- for $t \in (1, 1 + y]$ traverses \widehat{CD} ,
- for $t \in (1 + y, 1 + y + \frac{x_3}{s+1}]$ traverses \widehat{DB} till it meets *Fast*.

The following system of equations describes the relationship between the variable distances:

$$\begin{cases} x_1 + y + x_3 + s - 1 &= 2\pi & \text{(I)} \\ x_2 &= 2 \sin\left(\frac{x_3+y}{2}\right) & \text{(II)} \\ x_1 + x_2 &= s \cdot y & \text{(III)} \end{cases}$$

Equation (I) suggests how the disk boundary is partitioned. Equation (II) suggests that x_2 is the chord of an arc with length $x_3 + y$. Equation (III) suggests that *Fast* traverses x_1 and x_2 at the same time as *Slow* traverses y . That is, since *Fast* lies on A exactly when *Slow* lies on C , then *Fast* arrives at B (for the second time) exactly when *Slow* arrives at D . The latter happens at time $1 + y = 1 + \frac{x_1+x_2}{s}$. The remaining x_3 part of the boundary can be explored in time $\frac{x_3}{s+1}$, since both robots explore it concurrently until they meet. Hence, within $\frac{x_3}{s+1}$ time, they can explore a distance equal to $s \cdot \frac{x_3}{s+1} + \frac{x_3}{s+1} = (s+1) \cdot \frac{x_3}{s+1} = x_3$. All variables are non-negative, since they represent distance.

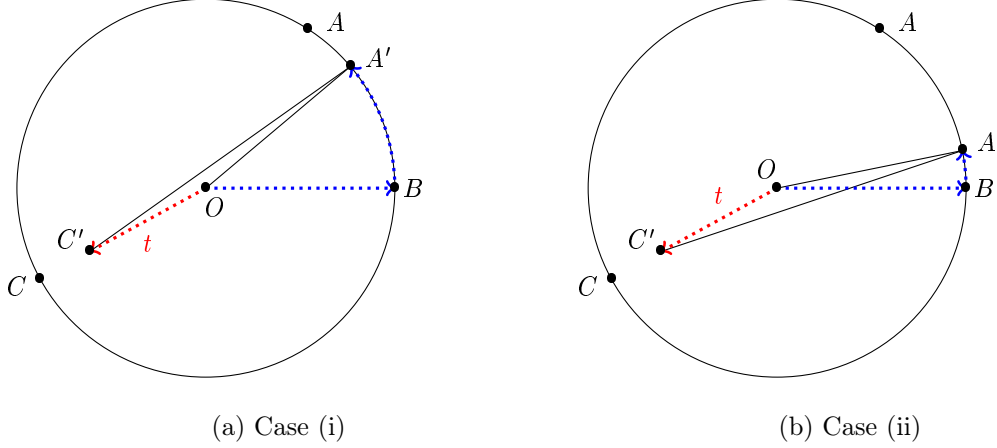


Figure 6: Fast-Chord: Phase I

The idea behind this paradigm is to try different values for x_3 and then solve the above system to extract x_1, x_2 and y . Nonetheless, due to the $\sin(\cdot)$ function in equation (II), a symbolic solution is not possible to obtain. Thence, we hereby provide bounds computed *numerically*. For any value of s , we iterate over all possible x_3 values and then solve the above system numerically. For each x_3 value and for each exploration phase, we use a small time step and compute the worst-case evacuation time. Then, we can select the x_3 value which minimizes this worst-case time. All this numerical work is implemented in Matlab. We iterate over x_3 with a step of 10^{-2} in the interval $[0, 2\pi - s + 1]$. The upper bound for x_3 stems from the case $x_1 = y = 0$. Indeed, notice that for $s = 1$, Fast-Chord is exactly *BSP*, when we set $x_1 = y = 0$. For the time parameter, namely t , we again use a step of 10^{-2} in the interval $[0, 1 + \frac{x_1+x_2}{s} + \frac{x_3}{s+1}]$. We use a parametric representation of the disk (where the center O lies on coordinates $(0,0)$) to calculate the *Euclidean distance* between the two robots. Below, let $Fast_x$ and $Fast_y$ stand for the (x, y) coordinates of Fast's position and similarly $Slow_x$ and $Slow_y$ for Slow. The distances between the two robots at any given time are as follows:

Phase I. At time $t \in (\frac{1}{s}, 1]$, Fast has covered an $st - 1$ part of \widehat{BA} (until point A'), while Slow has covered a t part of OC (until point C'); see Figure 6. Their distance is given by applying the cosine law in $\triangle A'OC'$. We compute the *in-triangle* angle $\angle A'OC'$. In case that $\widehat{A'C'} \leq \pi$ (case i), then $\angle A'OC' = \widehat{BC} - \widehat{BA'} = s - 1 + x_1 - (st - 1) = s(1 - t) + x_1$. Otherwise, if $\widehat{A'C'} > \pi$ (case ii), then $\angle A'OC' = 2\pi - \widehat{A'A} - \widehat{AC} = 2\pi - (s - 1 - (st - 1)) - x_1 = 2\pi - s(1 - t) - x_1$. In either case, $|A'C'| = \sqrt{|OA'|^2 + |OC'|^2 - 2|OA'||OC'|\cos(\angle A'OC')} = \sqrt{1 + t^2 - 2t\cos(s(1 - t) + x_1)}$, since $\cos(2\pi - x) = \cos(x)$ for any x .

Phase IIa. At time $t \in (1, 1 + \frac{x_1}{s}]$, both robots are traversing their respective arcs in counter-clockwise fashion. Their positions are the following:

$$(Fast_x, Fast_y) = \left(\cos\left(s\left(t - \frac{1}{s}\right)\right), \sin\left(s\left(t - \frac{1}{s}\right)\right) \right)$$

$$(Slow_x, Slow_y) = (\cos(s - 1 + x_1 + t - 1), \sin(s - 1 + x_1 + t - 1))$$

taking into account the initial timestep when they begin traversing their corresponding arcs and the starting position of Slow's arc. Their distance is given by $\sqrt{(Fast_x - Slow_x)^2 + (Fast_y - Slow_y)^2}$.

Phase IIb. While Slow continues on the same arc and so its coordinates remain the same as in Phase IIa, Fast is now traversing the CB chord. Its corresponding position is

$$\left(x_C + s \frac{t - 1 - \frac{x_1}{s}}{x_2} (x_B - x_C), y_C + s \frac{t - 1 - \frac{x_1}{s}}{x_2} (y_B - y_C) \right)$$

where we take into account the direction from C to B , the starting point C , the speed and the initial time step. The normalization factor x_2 provides us with an actual distance instead of a percentage. The above results to $(Fast_x, Fast_y)$ being

$$\left(\cos(s - 1 + x_1) + s \frac{t - 1 - \frac{x_1}{s}}{x_2} (1 - \cos(s - 1 + x_1)), \sin(s - 1 + x_1) + s \frac{t - 1 - \frac{x_1}{s}}{x_2} (-\sin(s - 1 + x_1)) \right)$$

Phase IIc. Again, Slow is always on the same motion and its corresponding parametric equations do not need to change. Fast, on the other hand, commences a clockwise traversal on \widehat{BD} and so

$$(Fast_x, Fast_y) = \left(\cos \left(2\pi - s \left(t - 1 - \frac{x_1 + x_2}{s} \right) \right), \sin \left(2\pi - s \left(t - 1 - \frac{x_1 + x_2}{s} \right) \right) \right)$$

where Fast commences from position 2π on the boundary and moves clockwise with speed s after time step $1 + \frac{x_1 + x_2}{s}$.

By studying the numerical bounds we obtain via the Fast-Chord method, we state the following result, in comparison to the other two strategies researched in this paper.

Theorem 13. *Fast-Chord performs better than (Generalized) Half-Chord for $s \in (c_{1.71}, c_{2.07})$. It also performs better than Both-to-the-Same-Point for $s \geq c_{1.71}$.*

4 Lower Bounds

The main tool behind our lower bounds is the following lemma from [12].

Lemma 14 (Lemma 5 [12]). *Consider a boundary of a disk whose subset of total length $u + \epsilon > 0$ has not been explored for some $\epsilon > 0$ and $\pi \geq u > 0$. Then there exist two unexplored boundary points between which the distance along the boundary is at least u .*

4.1 Fast Explores

Lemma 15. *Any FES-strategy takes at least*

- $\frac{1+2\pi}{s}$ time for any $s \in [1, 2]$ and
- $\frac{1+2 \arccos(-\frac{2}{s})}{s} + \sqrt{1 - \frac{4}{s^2}}$ time for any $s \geq 2$.

Proof. To start with, any FES strategy takes at least $\frac{1+2\pi}{s} - \epsilon$ time (for $\epsilon > 0$), since an adversary may choose to place the exit at a point just before the time when Fast finishes exploring the whole boundary. This yields a lower bound of $\lim_{\epsilon \rightarrow 0} \left(\frac{1+2\pi}{s} - \epsilon \right) = \frac{1+2\pi}{s}$ for any $s \geq 1$.

We now show a better bound for $s \geq 2$. At time $\frac{1+a}{s}$ (where $a \geq 0$), Fast has explored at most an a part of the boundary. Then, if we consider the time $\frac{1+a-\epsilon}{s}$ (where $\epsilon > 0$), a $2\pi - (a - \epsilon) = 2\pi - a + \epsilon$ subset of the boundary has not yet been explored. We bound $a \in [\pi, 2\pi)$ such that $0 < 2\pi - a \leq \pi$

holds. We now apply Lemma 14 with $u = 2\pi - a$ and ϵ . Thence, there exist two unexplored boundary points between which the distance along the boundary is at least u . Let us now consider the perpendicular bisector of the chord connecting these two points. Depending on which side of the bisector Slow lies, an adversary may place the exit on the boundary point lying at the opposite side. The best case for Slow is to lie exactly on the point of the bisection. That is, Slow will have to cover a distance of at least $\frac{2\sin(\frac{u}{2})}{2} = \sin(\frac{u}{2}) = \sin(\frac{2\pi-a}{2}) = \sin(\pi - \frac{a}{2}) = \sin(\frac{a}{2})$, where $2\sin(\frac{u}{2})$ is the chord length. In this case, the overall evacuation time is equal to $\frac{1+a}{s} + \sin(\frac{a}{2})$ and for the best lower bound we compute $\max_{\pi \leq a < 2\pi} \left\{ \frac{1+a}{s} + \sin(\frac{a}{2}) \right\}$. The rest of the proof reduces to computing the maximum of this function with respect to a . Finally, notice that the latter bound is equal to $\frac{1+2\pi}{s}$ for $s = 2$ and greater than $\frac{1+2\pi}{s}$ for $s > 2$. \square

4.2 Both Explore

Lemma 16. *Any BES-strategy takes at least*

- $1 + \frac{2}{s} \sqrt{1 - \frac{s^2}{(s+1)^2}} + \frac{-s+2 \arccos(-\frac{s}{s+1})+1}{s+1}$ time for $s \in [1, 2)$,
- $1 + \sqrt{1 - \frac{4}{(s+1)^2}} + \frac{-s+2 \arccos(-\frac{2}{s+1})+1}{s+1}$ for $s \in [2, c_{4.84}]$ (where $c_{4.84} \approx 4.8406$) and
- $1 + \sin(\frac{s-1}{2})$ time for $s \in (c_{4.84}, 2\pi + 1)$.

Proof. At time 1, Fast has explored at most $s - 1$ distance on the boundary, since it needs $\frac{1}{s}$ time to reach the boundary and in the remaining $\frac{s-1}{s}$ time it can traverse $s \frac{s-1}{s} = s - 1$ distance. At time $1 + y$, where $y \geq 0$ is a variable, Fast has explored at most an $s - 1 + sy$ part of the boundary and Slow has explored at most a y part of the boundary. We derive an upper bound for the variable y by noticing that the whole explored part can be strictly less than 2π (otherwise the exit has already been found): $s - 1 + (s + 1)y < 2\pi \Rightarrow y < \frac{2\pi - s + 1}{s + 1}$. Then, the unexplored part is strictly greater than $2\pi - s + 1 - (s + 1)y$. Notice that we need $s < 2\pi + 1$, otherwise we get $y < 0$ which contradicts the $y \geq 0$ initial statement. We let $u = 2\pi - s + 1 - (s + 1)y$, where u is the quantity from Lemma 14. We apply the restriction that $u = 2\pi - s + 1 - (s + 1)y \leq \pi$, which holds for $y \geq \frac{\pi - s + 1}{s + 1}$. Moreover, $u = 2\pi - s + 1 - (s + 1)y > 0$ holds for any $s \geq 1$ given that $y < \frac{2\pi - s + 1}{s + 1}$.

Now, let us apply Lemma 14: There exist two unexplored points with arc distance $\geq 2\pi - s + 1 - (s + 1)y$, which implies that the chord between them has length at least $2\sin\left(\frac{2\pi - s - (s + 1)y + 1}{2}\right) = 2\sin\left(\frac{s + (s + 1)y - 1}{2}\right)$. An adversary can put the exit on any of the two endpoints. If Slow reaches an endpoint first (case I), then the exit is placed on the other side, such that Slow has to traverse the chord. If Fast reaches an endpoint first, then the exit is placed either on the other side (case II), meaning that Fast has to traverse the chord, or on the endpoint that lies the farthest from Slow current position (case III), meaning that Slow has to traverse at least half the chord. We assume that both the robots and the adversary behave optimally. Hence, the robots will always avoid case I. Then, the adversary will apply case II, for $s \in [1, 2)$, and III for $s \geq 2$. Let $y_{min} = \max\{0, \frac{\pi - s + 1}{s + 1}\}$ and $y_{max} = \frac{2\pi - s + 1}{s + 1}$. Totally, the worst-case evacuation time is given by

- $\max_{y \in [y_{min}, y_{max}]} \left\{ 1 + y + \frac{2}{s} \sin\left(\frac{s + (s + 1)y - 1}{2}\right) \right\}$, when in case II and
- $\max_{y \in [y_{min}, y_{max}]} \left\{ 1 + y + \sin\left(\frac{s + (s + 1)y - 1}{2}\right) \right\}$, when in case III.

The rest of the proof reduces to computing the maximum of these functions, with respect to y . \square

One may observe that the above lower bound, although it is quite strong for small values of s , loses its value as s grows. This happens due to the fact that in the proof we consider only a specific moment of a both-explore strategy, where both robots have already explored some part of the boundary. Thus, there is a need to capture a lower bound for the case where Slow has not explored any part of the boundary yet. This is possible, since we can apply a similar fast-explores lower bound idea also to the both-explore strategies when s is big enough.

Lemma 17. *Any BES-strategy takes at least*

- $1 + \sin\left(\frac{s-1}{2}\right)$ time for $s \in (\pi + 1, c_{4.97})$, where $c_{4.97} \approx 4.9699$, and
- $\frac{1+2\arccos(-\frac{2}{s})}{s} + \sqrt{1 - \frac{4}{s^2}}$ time for $s \geq c_{4.97}$.

Proof. One need only notice that, for $a = s - 1 > \pi$, at time $\frac{1+a-\epsilon}{s}$, a $2\pi - a + \epsilon$ part of the boundary is yet unexplored, where $2\pi - a \leq \pi$. Moreover, Slow has not reached the boundary yet. Hence, we can view this as a fast-explores subcase. Then, we can compute $\max_{a \in [\pi, \min\{s-1, 2\pi\}]} \left\{ \frac{1+a}{s} + \sin\left(\frac{a}{2}\right) \right\}$. Due to the upper bound change for a , the analysis provides a $1 + \sin\left(\frac{s-1}{2}\right)$ lower bound for $s \in (\pi + 1, c_{4.97}]$ and the already visited $\frac{1+2\arccos(-\frac{2}{s})}{s} + \sqrt{1 - \frac{4}{s^2}}$ for $s \geq c_{4.97}$. \square

4.3 An Improvement for Both Explore

We now obtain numerical values for a stronger *BES* lower bound by performing a more complex analysis on the *Original BES* lower bound proof given in Lemma 16. The main idea behind the improvement is to provide a better bound for case III of the proof, i.e. when the adversary places the exit on the farthest endpoint from Slow's current position. Apparently, the best play for Slow is to lie exactly on the midpoint of the chord with the unexplored endpoints. Nevertheless, in order for Slow to be there, it needs to spend some of its time, originally destined for exploration, within the disk interior. We hereby examine the best possible scenario for Slow in terms of its distance from the midpoint following the above reasoning. Let us refer to this lower bound as *Improved BES*.

Lemma 18. *Improved BES is greater or equal to Original BES for any $s \geq 1$.*

Proof. At time $1 + y$, where $y \geq 0$ is a variable, Fast has explored at most an $s - 1 + sy$ part of the boundary and Slow has explored at most a y part of the boundary. Now, in extension to the previous lower bound, suppose that Slow has spent k time, where $k \in [0, y]$, *not exploring* the boundary, i.e. moving within the disk interior.

Notice that it takes $1 + \frac{2\pi-s+1}{s+1}$ time for the whole perimeter to be explored, when both robots are exploring after timestep 1 (a subcase of *BSP* bounds). Thence, we upper-bound $y \leq \frac{2\pi-s+1}{s+1}$. To lower-bound y , we restrict the unexplored part $u = 2\pi - s + 1 - (s+1)y + k \leq \pi$. That is, we get $y \geq \max\left\{\frac{\pi-s+1+k}{s+1}, 0\right\}$. Moreover, $u > 0$ is already covered by the aforementioned upper bound.

Now, we are ready to apply Lemma 14: There exist two unexplored points (say A, B) with arc distance $\geq 2\pi - s + 1 - (s+1)y + k$, which implies that the chord between them has length at least $2\sin\left(\frac{2\pi-s+1-(s+1)y+k}{2}\right) = 2\sin\left(\frac{s-1+(s+1)y-k}{2}\right)$. An adversary could place the exit on any of the two endpoints. If Slow reaches an endpoint first (case I), then the exit is placed on the other side, such that Slow has to traverse the chord. If Fast reaches an endpoint first, then the exit is placed either on the other side (case II), meaning that Fast has to traverse the chord, or on the endpoint that lies the farthest from Slow's current position (case III), meaning that Slow has to traverse at least half the chord. We assume that both the robots and the adversary behave optimally. Hence, the robots will always avoid case I.

Let us now examine more carefully what happens in case III. For a depiction of the proof, see Figure 7. The ideal location for Slow is to lie exactly on the chord midpoint, say M . Nevertheless, this may not be possible due to it only spending k time within the disk interior. Let us consider the minimum distance from the chord midpoint to the boundary. This is exactly $1 - \lambda$, where $\lambda = |OM|$ is the distance from the midpoint to the center of the disk. Notice that OM intersects AB *perpendicularly*, since M is the midpoint of chord AB . Using the Pythagorean theorem in $\triangle AMO$, we get $\lambda = \sqrt{1 - \sin^2\left(\frac{s-1+(s+1)y-k}{2}\right)} = \left|\cos\left(\frac{s-1+(s+1)y-k}{2}\right)\right|$. If we consider the case when $1 - \lambda > k$, then the ideal position for Slow is to lie k distance away from the boundary and on the extension of OM (i.e. on point K). From there, Slow can take a beeline to the exit yielding a $\sqrt{\sin^2\left(\frac{s-1+(s+1)y-k}{2}\right) + (1 - \lambda - k)^2}$ distance again by the Pythagorean theorem, now in $\triangle AMK$.

To conclude, Slow will try to minimize this beeline distance over k , while the adversary will select a case between II and III that maximizes the total distance. Overall, the optimization problem reduces to computing:

$$\max_{y \in [y_{min}, y_{max}]} \left\{ 1 + y + \max \left\{ \begin{array}{l} \min_{k \in [0, y]} \frac{2}{s} \sin\left(\frac{s-1+(s+1)y-k}{2}\right), \\ \min_{k \in [0, y]} \sqrt{\sin^2\left(\frac{s-1+(s+1)y-k}{2}\right) + \max\{1 - \lambda - k, 0\}^2} \end{array} \right\} \right\} \quad (1)$$

Note that the above bound matches the original one for the cases where $1 - \lambda < k$.

Last but not least, we need also consider the case where the adversary chooses to place the exit on the last boundary point to be explored. In the current setting, it takes at least $\frac{u}{s+1} = \frac{2\pi - s + 1 - (s+1)y + k}{s+1}$ extra time for both robots to explore the rest of the boundary, since Fast explores $\frac{u}{s+1}$ while Slow explores $\frac{u}{s+1}$ for a total distance of u . Overall, we are looking to compute:

$$\max_{y \in [y_{min}, y_{max}]} \min_{k \in [0, y]} \left\{ 1 + y + \frac{2\pi - s + 1 - (s+1)y + k}{s+1} \right\} = \max_{y \in [y_{min}, y_{max}]} \left\{ 1 + y + \frac{2\pi - s + 1 - (s+1)y}{s+1} \right\} \quad (2)$$

Due to the inherent complexity of the optimization problem in (1), we compute *numerical* bounds. The expressions (1) and (2) are computed and the maximum of them is chosen as the best-play scenario for an adversary. The computational work is done in Matlab. We iterate over feasible values of variables y and k with a step of 10^{-3} . For Fast's speed s , we iterate with a step of 10^{-1} . The resulting experimental bounds show that, for all $s \in [1, 2\pi + 1]$, this lower bound is greater or equal to the lower bound given in Lemma 16. \square

The numerical results we get from the above proof demonstrate the two robots *always* choose $k = 0$ as the value of their minimizer. That is, it appears that spending any of their "exploration time" off the boundary should not provide any assistance to the robots.

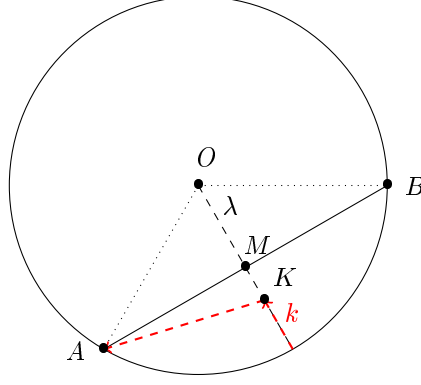


Figure 7: An Improved Lower Bound for *BES*

5 Comparison

5.1 Lower Bounds

For each value of s we select the minimum (weakest) lower bound between the (maximum) *BES* and *FES* ones as our overall lower bound; see Figure 8. We see that Improved *BES* is stronger than Original *BES* one for any $s \geq c_{1.71} \approx 1.71$. Moreover, Improved *BES* is stronger than the *FES* lower bound for $s \geq c_{2.75} \approx 2.75$.

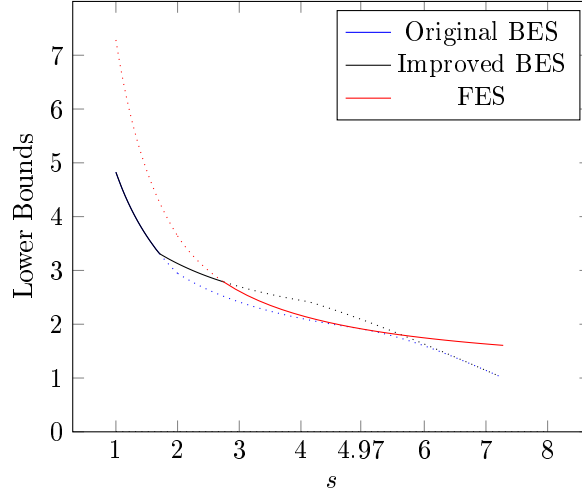


Figure 8: Comparison of lower bounds

5.2 Upper Bounds

We notice that Half-Chord outperforms BSP for any $s \geq c_{1.86} \approx 1.856$. Besides, Fast-Chord outperforms BSP for any $s \geq c_{1.71} \approx 1.71$. Finally, Fast-Chord outperforms Half-Chord for any $s \leq c_{2.07} \approx 2.072$. That is, the introduction of Fast-Chord yields a better upper bound for any $s \in [c_{1.71}, c_{2.07}]$.

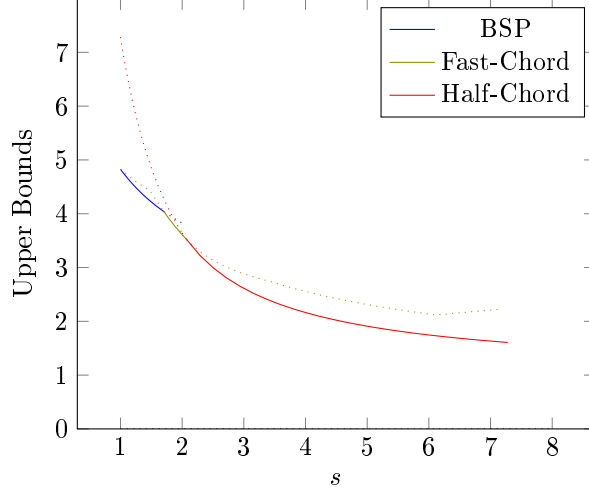


Figure 9: Comparison of upper bounds

5.3 Comparison of Bounds

By comparing upper and lower bounds, we see that Half-Chord is optimal for $s \geq c_{2.75}$, since the matching *FES* lower bound is the weakest in this interval. On the other hand, for $s < c_{2.75}$ the ratio between the bounds is at most 1.22 (maximized when $s = c_{1.71}$), where the strategy changes from BSP to Fast-Chord. The best strategy to use is *BSP* when $s < c_{1.71}$, Fast-Chord when $c_{1.71} < s < c_{2.07}$ and Half-Chord for $s \geq c_{2.07}$.

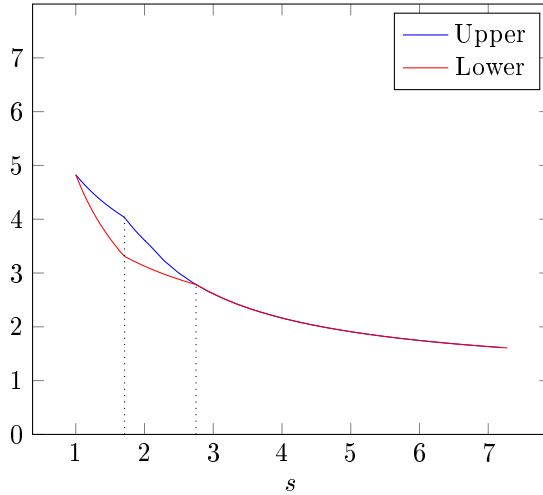


Figure 10: Dominant Lower vs Upper Bounds

6 Open Questions

Optimality for the case $1 < s < c_{2.75}$ remains open. Regarding further work on this topic, one could consider extending these results to a more-than-two-robots evacuation scenario. Moreover, the non-wireless case for two-robots fast evacuation seems to be a quite challenging open problem given the fact that exact optimality appears to be complex to obtain even for $s = 1$ ([14]).

References

- [1] S. Alpern and S. Gal. *The Theory of Search Games and Rendezvous*. Int. Series in Operations Research and Management Science, number 55, Kluwer Academic Publishers, 2002.
- [2] R.A. Baeza-Yates, J.C. Culberson, and G.J.E. Rawlins. Searching with uncertainty. *Proc. SWAT’88: 1st Scandinavian workshop on algorithm theory*, **318**, pp. 176–189.
- [3] R.A. Baeza-Yates, J.C. Culberson, and G.J.E. Rawlins. Searching in the plane. *Inform. and Comput.* **106** (1993), pp. 234–252.
- [4] R.A. Baeza-Yates and R. Schott. Parallel searching in the plane. *Computational Geometric Theory and Applications*, **5** (1995), pp. 143–154.
- [5] A. Beck. On the linear search problem. *Naval Res. Logist.* **2** (1964), pp. 221–228.
- [6] R. Bellman. Minimization problem. *Bull. AMS* **62** (1956), p. 270.
- [7] R. Bellman. An optimal search problem. *SIAM Rev.* **5** (1963), p. 274.
- [8] A. Bonato and R.J. Nowakowski. *The Game of Cops and Robbers on Graphs*. American Mathematical Society, 2011.
- [9] P. Bose, J.-L. De Carufel, and S. Durocher. Revisiting the problem of searching a line. *ESA 2013*, pp. 205–216.
- [10] Y. Chevalayre. Theoretical analysis of the multi-agent patrolling problem. *IAT 2004*, pp. 302–308.
- [11] M. Chrobak, L. Gąsieniec, T. Gorry, and R. Martin. Group search on the line. *SOFSEM 2015*, pp. 164–176.
- [12] J. Czyzowicz, L. Gąsieniec, T. Gorry, E. Kranakis, R. Martin, and D. Pająk, Evacuating robots from an unknown exit located on the boundary of a disc, *DISC 2014*, LNCS 8784, pp. 122–136, Springer, 2014.
- [13] J. Czyzowicz, L. Gąsieniec, A. Kosowski, and E. Kranakis. Bondary patrolling by mobile agents with distinct maximal speeds. *ESA 2011*, pp. 701–712.
- [14] J. Czyzowicz, K. Georgiou, E. Kranakis, L. Narayanan, J. Opatrny, and B. Vogtenhuber, Evacuating robots from a disk using face-to-face communication, *CIAC 2015*, pp. 140–152.
- [15] B. Gluss. An alternative solution to the “lost at sea” problem. *Naval Research Logistics Quarterly*, **8** (1961), pp. 117–122.
- [16] A. Jeż, and J. Łopuzański. On the two-dimensional cow search problem. *Information Processing Letters* **131** (2009), pp. 543–547.
- [17] M.-Y. Kao, J.H. Reif, and S.R. Tate. Searching in an unknown environment: An optimal randomized algorithm for the cow-path problem. *Inform. and Comput.* **131** (1996), pp. 63–80.
- [18] E. Kranakis, D. Krizanc, and E. Markou. *The Mobile Agent Rendezvous Problem in the Ring*. Morgan & Claypool Publishers, 2010.
- [19] E. Kranakis, D. Krizanc, and S. Rajsbaum. Mobile agent rendezvous: A survey. *SIROCCO 2006*, pp. 1–9.
- [20] H. Li and K P. Chong. Search on lines and graphs. *Proc. 48th IEEE Conference on Decision and Control, 2009 held jointly with the 2009 28th Chinese Control Conference. (CDC/CCC 2009)* **109(11)**, pp. 5780–5785.
- [21] T.D. Parsons. Pursuit-evasion in a graph, in *Theory and Applications of Graphs: Proc., Michigan May 11–15*, pp. 426–441, 1976.
- [22] T. Temple and E. Frazzoli. Whittle-indexability of the cow path problem. *American Control Conference (ACC) 2010*, pp. 4152–4158.
- [23] V. Yanovski, I.A. Wagner, and A.M. Bruckstein. A distributed ant algorithm for efficiently patrolling a network. *Algorithmica* **37** (2003), pp. 165–186.