

Exploiting Social Tie Structure for Cooperative Wireless Networking: A Social Group Utility Maximization Framework

Xu Chen, *Member, IEEE*, Xiaowen Gong, *Student Member, IEEE*, Lei Yang, *Member, IEEE*, and Junshan Zhang, *Fellow, IEEE*

Abstract—In this paper, we develop a social group utility maximization (SGUM) framework for cooperative wireless networking that takes into account both social relationships and physical coupling among users. Specifically, instead of maximizing its individual utility or the overall network utility, each user aims to maximize its social group utility that hinges heavily on its social tie structure with other users. We show that this framework provides rich modeling flexibility and spans the continuum between non-cooperative game and network utility maximization (NUM) – two traditionally disjoint paradigms for network optimization. Based on this framework, we study three important applications of SGUM, in database assisted spectrum access, power control, and random access control, respectively. For the case of database assisted spectrum access, we show that the SGUM game is a potential game and always admits a socially-aware Nash equilibrium (SNE). To overcome the suboptimality associated with the asynchronous best response update approach, we develop a randomized distributed spectrum access algorithm that can asymptotically converge to the optimal SNE with high probability. Using spectral gap analysis and path coupling argument, we derive upper bounds on the convergence time in the Glauber dynamics and also quantify the trade-off between the performance and convergence time of the algorithm. We further show that the performance gap of SNE by the algorithm from the NUM solution decreases as the strength of social ties among users increases and the performance gap is zero when the strengths of social ties among users reach the maximum values. For the cases of power control and random access control, we show that there exists a unique SNE. Furthermore, as the strength of social ties increases from the minimum to the maximum, a player’s SNE strategy (i.e., access probability or transmit power) migrates from the Nash equilibrium strategy in a standard non-cooperative game to the socially-optimal strategy in network utility maximization. Numerical results corroborate that the SGUM solutions can achieve superior performance using real social data trace. Furthermore, we show that the SGUM framework can be generalized to take into account both positive and negative social ties among users. The generalized SGUM framework also encompasses the zero-sum game as a special case and can be a useful tool for studying network security problems.

Index Terms—Cooperative Networking, Mobile Social Networking, Social Group Utility Maximization, Game Theory

I. INTRODUCTION

Mobile networks have been projected to continue growing rapidly in the foreseeable future. For example, mobile phone shipments are projected to reach 11.5 billions in 2019 [1] and mobile data traffic is predicted to grow further by over 100 times in the next ten years [1]. Different from other networks (e.g., sensor networks), a distinctive characteristic of mobile

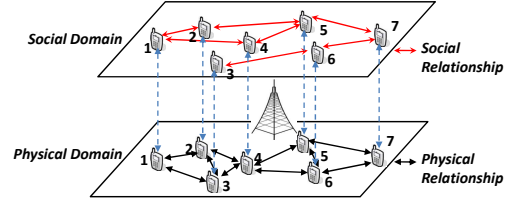


Fig. 1. An illustration of the social group utility maximization framework. In the physical domain, users have different physical coupling subject to physical relationships (e.g., interference). In the social domain, users have heterogeneous social coupling due to the social ties among users.

networks is that mobile devices are carried and operated by human beings. With the explosive growth of online social networks such as Facebook and Twitter, more and more people are actively involved in online social interactions, and social relationships among people are hence extensively broadened and significantly enhanced. Then it is natural to ask whether “social relationships” among mobile users can impact the communications and interactions among their devices, and if yes, how the social structure can be cleverly leveraged? With this insight, as illustrated in Figure 1, we view a mobile network as an overlay/underlay system where a “virtual social network” overlays the physical communication network (the “social network” is virtual, in the sense that the social tie structure therein results from existing human relationship and online social networks), and leverage the intrinsic social tie structure among mobile users to facilitate cooperative wireless networking.

With this motivation, we advocate a novel *social group utility maximization* (SGUM) framework that takes into account both the users’ social relationships and physical coupling. As illustrated in Figure 1, a key observation is that users are coupled not only in the physical domain due to the physical relationship (e.g., interference), and but also in the social domain due to the social ties among them. It would be a win-win case for users to help those users having social ties with them. Specifically, we cast the distributed decision making problem for cooperative networking among users as a SGUM game, where each user maximizes its social group utility, defined as the sum of its own individual utility and the weighted sum of the utilities of other users having social tie with it. Interestingly, as illustrated in Figure 2, the SGUM framework can bridge the gap between non-cooperative game

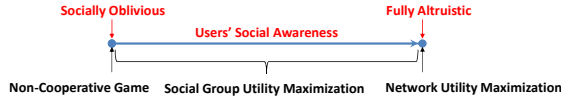


Fig. 2. Network optimization with different users' social awareness levels

and network utility maximization – two traditionally disjoint paradigms for network optimization. These two paradigms are captured under the proposed framework as two special cases where no social tie exists among users (i.e., users are socially oblivious) and all users are connected by the strongest social ties (i.e., users are fully altruistic), respectively.

To get a more concrete sense of the SGUM framework, in this paper we study three important network applications, namely, database assisted spectrum access, power control, and random access control. For the case of database assisted spectrum access, we prove that the SGUM game is a potential game and always admits a socially-aware Nash equilibrium (SNE). Moreover, we show that the potential function of the game exhibits a nice structure that can be decomposed into two parts, capturing the impact of the physical coupling and social coupling in spectrum access, respectively. To overcome the drawback that the asynchronous best response update approach would achieve a suboptimal SNE, we design a randomized distributed spectrum access algorithm that can achieve the optimal SNE (that maximizes the potential function) of the SGUM game for database assisted spectrum access. Using Markov chain uniformization and spectral analysis, we derive an upper bound on the convergence time in the Glauber dynamics and also quantify the trade-off between the performance and convergence time of the algorithm. We further derive the upper-bound of the performance gap of the SNE from the NUM solution, and show that the upper-bound of the performance gap decreases as the strength of social ties among users increases and the performance gap is zero when the strengths of social ties among users reach the maximum values.

For the cases of power control and random access control, we show that there exists a unique SNE. Furthermore, as the strength of social ties increases from the minimum (selfish) to the maximum (fully altruistic), a player's SNE strategy (i.e., access probability or transmit power) migrates from the Nash equilibrium strategy in a standard non-cooperative game to the social-optimal strategy in network utility maximization.

We should emphasize that the SGUM framework highlights the interplay between the physical coupling subject to users' physical relationships and the social coupling due to the social ties among users. The SGUM framework spans the continuum between non-cooperative game and network utility maximization – two extreme paradigms based on drastically different assumptions that users are selfish and altruistic, respectively, and hence can provide rich flexibility for modeling cooperative networking problems.

The rest of the paper is organized as follows. We discuss the related work in Section II and introduce the SGUM framework in Section III. We apply the framework to the applications of database assisted spectrum access, power control, random

access control in Sections V, VI, and IV, respectively. We discuss the possible generalization of the SGUM framework in Section VII, and finally conclude the paper in Section VIII.

II. RELATED WORK

Game theory has been extensively used for a variety of networking applications [2]. A standard non-cooperative game assumes that all users are *selfish*, i.e., each user cares about only its own welfare and behaves without regard to its impact on other users. Along a different line, network utility maximization has been extensively studied for resource allocation problems of various networks [3], where all users are assumed to have the same objective of maximizing the total welfare of all users (i.e., network utility). However, all these paradigms cannot capture a mobile social network where users have diverse social relationships, which is a primary objective of the SGUM framework under consideration. In fact, the SGUM framework provides rich modeling flexibility by spanning the continuum between these traditionally disjoint paradigms.

Although there exists a significant body of work on non-cooperative game and network utility maximization, very little attention has been paid to the continuum between these extreme paradigms, especially in the context of mobile social networks. Recent works [4], [5] have studied the impact of altruistic behavior in a routing game. [6] has recently investigated a random access game between two symmetrically altruistic users. [7] introduces different approaches to integrate user's social awareness into the payoff function design, including the cases that a user cares about only its best/worst performing friend or the friends within some specific communities (e.g., the cliques by partitioning the social graph). Moreover, [7] considers only the binary social setting (i.e., friend or not). In contrast, in the SGUM framework we consider a general weighted social graph and define the social group utility function as the weighted sum of the individual utilities of the social neighbors with the weights proportional to the social tie strength among the users. [8] considers a similar socially-aware payoff function as that in the SGUM framework. Nevertheless, [8] focuses on the symmetric social network and mainly considers the congestion game in which the payoff of a player depends on the number of players choosing the same strategy. In contrast, the payoff of a user in the SGUM games in mobile networks depends on a variety of factors including interference relationships and the specific interacting user set. We should emphasize that a key objective of this paper to develop a general modeling framework for exploiting the social relationships among users for cooperative wireless networking design. To this end, we propose the SGUM framework and introduce both physical and social graphs to model the physical and social couplings among users in both physical and social domains, respectively. We also highlight its connections with non-cooperative game and NUM, two widely adopted modeling frameworks in wireless networks. These features are missing in [7], [8].

The social aspect is now becoming a new and important dimension for communication system design [9], [10]. As the development of online and mobile social networks such as

Facebook and Twitter, more and more real-world data and traces of human social interactions are being generated. This enables researchers and engineers to observe, analyze, and incorporate the social factors into engineering system design in a way never previously possible [9]. A channel recommendation system based on cooperative social interactions is developed for dynamic spectrum access in [11]. Gao *et al.* in [12] exploited social structures such as social community to design efficient data forwarding and routing algorithms in delay tolerant networks. Hui *et al.* in [13] used the social betweenness and centrality as the forwarding metric. Costa *et al.* in [14] proposed predictions based on metrics of social interaction to identify the best information carriers for content publish-subscribe.

III. A SOCIAL GROUP UTILITY MAXIMIZATION (SGUM) FRAMEWORK

In this section we introduce the SGUM framework for cooperative networking. As illustrated in Figure 1, the framework can be projected onto two domains: the physical domain and the social domain. In the physical domain, different wireless users have different physical coupling due to their heterogeneous physical relationships (e.g., interference). In the social domain, different users have different social coupling due to their intrinsic social ties. We next discuss both physical and social domains in detail.

A. A Physical Network Graph Model

We consider a set of wireless users $\mathcal{N} = \{1, 2, \dots, N\}$ where N is the total number of users. We denote the set of feasible strategies for each user $n \in \mathcal{N}$ as \mathcal{X}_n . For instance, a strategy $x \in \mathcal{X}_n$ can be choosing either a channel or a power level for wireless transmissions. Subject to heterogeneous physical constraints, the strategy set \mathcal{X}_n can be user-specific. For example, the strategy set \mathcal{X}_n can be a set of feasible relay users that are in vicinity of user n for cooperative communication.

To capture the physical coupling among the users in the physical domain, we introduce the *physical graph* $\mathcal{G}^p = \{\mathcal{N}, \mathcal{E}^p\}$ (see Figure 1 for example). Here the set of users \mathcal{N} is the vertex set, and $\mathcal{E}^p \triangleq \{(n, m) : e_{nm}^p = 1, \forall n, m \in \mathcal{N}\}$ is the edge set where $e_{nm}^p = 1$ if and only if users n and m have physical coupling, i.e., users n and m can affect each other's payoff by taking some actions. For example, two users have the physical coupling if they can cause interference to each other when using the same channel for data transmission. We also denote the set of users that have physical coupling with user n as $\mathcal{N}_n^p \triangleq \{m \in \mathcal{N} : e_{nm}^p = 1\}$.

Let $\mathbf{x} = (x_1, \dots, x_N) \in \prod_{n=1}^N \mathcal{X}_n$ be the strategy profile of all users. Given the strategy profile \mathbf{x} , the individual utility function of user n is denoted as $U_n(\mathbf{x})$, which represents the payoff of user n , accounting for the physical coupling among users. For example, $U_n(\mathbf{x})$ can be the achieved data rate or the satisfaction of quality of service (QoS) requirement of user n under the strategy profile \mathbf{x} . Note that in general the underlying physical graph plays a critical role in determining the individual utility $U_n(\mathbf{x})$. For example, users' achieved data rates are determined by the interference graph and channel quality.

B. A Social Network Graph Model

We next introduce the social graph model to describe the social ties among users. The underlying rationale of considering social ties is that the hand-held devices are carried by human beings and the knowledge of human social ties can be utilized to enhance the performance of cooperative networking.

Specifically, we introduce the *social graph* $\mathcal{G}^s = \{\mathcal{N}, \mathcal{E}^s\}$ to model the social ties among the users. Here the vertex set is the same as the user set \mathcal{N} and the edge set is given as $\mathcal{E}^s = \{(n, m) : e_{nm}^s = 1, \forall n, m \in \mathcal{N}\}$ where $e_{nm}^s = 1$ if and only if users n and m have social tie between each other, which can be kinship, friendship, or colleague relationship between two users. Furthermore, for a pair of users n and m who have a social edge between them on the social graph, we formalize the strength of social tie as $w_{nm} \in [0, 1]$, with a higher value of w_{nm} being a stronger social tie. We define user n 's *social group* \mathcal{N}_n^s as the set of users that have social ties with user n , i.e., $\mathcal{N}_n^s = \{m : e_{nm}^s = 1, \forall m \in \mathcal{N}\}$.

To identify the social relationships among users, two users can locally carry out the identification process through the proximity communications (e.g., using Bluetooth/WiFi-Direct/Device-To-Device communications). Two users can detect their social relationship by carrying out the "matching" process to identify the common social features among them. For example, two users can match their mobile phones' contact books. If they have the phone numbers of each other or many of their phone numbers are the same, then it is very likely that they know each other. As another example, two users can match their home and working addresses and identify whether they are neighbors or colleagues. Furthermore, two users can detect the social relationship among them by accessing to the online social networks such as Facebook and Twitter. For example, Facebook has exposed access to their social graph including the objects of friends, events, groups, profile information, and photos. Any authenticated Facebook user can have access to these information through the OpenGraph API [15]. Based on the identified social relationships, a user n can then specify the social tie strength w_{nm} towards its social neighbors m in the social group \mathcal{N}_n^s .

Based on the physical and social graph models above, users are coupled in the physical domain due to the physical relationships, and also coupled in the social domain due to the social ties among them. It would be a win-win case for users to help those users having social ties with them. With this insight, we further define the *social group utility* of each user n as

$$S_n(\mathbf{x}) = U_n(\mathbf{x}) + \sum_{m \in \mathcal{N}_n^s} w_{nm} U_m(\mathbf{x}). \quad (1)$$

It follows that the social group utility of each user consists of two parts: 1) its own individual utility and 2) the weighted sum of the individual utilities of other users having social ties with it. In a nutshell, the social group utility function captures the feature that each user is socially-aware and cares about the users having social ties with it.

C. Social Group Utility Maximization Game

We next consider the distributed decision making problem among the users, aiming to maximize their social group

utilities. Let $x_{-n} = (x_1, \dots, x_{n-1}, x_{n+1}, \dots, x_N)$ be the set of strategies chosen by all other users except user n . Given the other users' strategies x_{-n} , user n wants to choose a strategy $x_n \in \mathcal{X}_n$ to maximize its social group utility, i.e.,

$$\max_{x_n \in \mathcal{X}_n} S_n(x_n, x_{-n}), \forall n \in \mathcal{N}.$$

The distributed nature of the problem above naturally leads to a formulation based on game theory such that each user aims to maximize its social group utility. We thus formulate the decision making problem among the users as a strategic game $\Gamma = (\mathcal{N}, \{\mathcal{X}_n\}_{n \in \mathcal{N}}, \{S_n\}_{n \in \mathcal{N}})$, where the set of users \mathcal{N} is the set of players, \mathcal{X}_n is the set of strategies for each user n , and the social group utility function S_n of each user n is the payoff function of player n . In the sequel, we call the game Γ as the SGUM game. We next introduce the concept of *socially-aware Nash equilibrium* (SNE).

Definition 1. A strategy profile $\mathbf{x}^* = (x_1^*, \dots, x_N^*)$ is a socially-aware Nash equilibrium of the SGUM game if no player can improve its social group utility by unilaterally changing its strategy, i.e.,

$$x_n^* = \arg \max_{x_n \in \mathcal{X}_n} S_n(x_n, x_{-n}^*), \forall n \in \mathcal{N}.$$

It is worth noting that under different social graphs, the proposed SGUM game formulation can provide rich flexibility for modeling the network optimization problem (as illustrated in Figure 2). When the social graph consists of isolated nodes with $w_{nm} = 0$ for any $n, m \in \mathcal{N}$ (i.e., all users are selfish), the SGUM game degenerates to the non-cooperative game formulation. When the social graph is fully meshed with edge weight $w_{nm} = 1$ for any $n, m \in \mathcal{N}$ (i.e., each user is fully altruistic and cares enough about other users), the SGUM game becomes the network utility maximization problem, which aims to maximize the system-wide utility. The SGUM framework in this study is applicable to general social graphs and hence can bridge the gap between non-cooperative game and network utility maximization – two traditionally disjoint paradigms for network optimization. Roughly speaking, we can interpret the SGUM framework from the perspective of information sharing. If in the system more users would like to share the information of their individual utilities, then more informed decision making for optimizing the collective performance can be achieved, and hence the system performance could be improved as the social link density increases.

The SGUM is a general framework that can be applied for many networking applications. To get a more concrete sense of the framework, in the following sections, we will study its applications in database assisted spectrum access, power control, and random access control.

IV. SOCIAL GROUP UTILITY MAXIMIZATION FOR DATABASE ASSISTED SPECTRUM ACCESS

In this section we apply the SGUM framework for the database assisted spectrum access.

A. SGUM Game Formulation

We consider a set of white-space users $\mathcal{N} = \{1, 2, \dots, N\}$ where N is the total number of users. We denote the set of

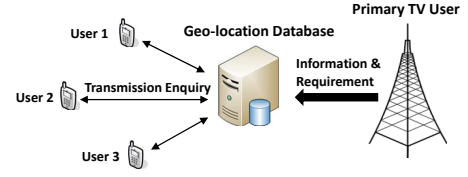


Fig. 3. An illustration of database assisted spectrum access

TV channels as $\mathcal{M} = \{1, 2, \dots, M\}$. According to the recent ruling by FCC [16], to protect the incumbent primary TV users, each white-space user $n \in \mathcal{N}$ will first send a spectrum access request message containing its geo-location information to a Geo-location database (see Figure 3 for an illustration). The database then feeds back the set of vacant channels $\mathcal{M}_n \in \mathcal{M}$ and the allowable transmission power level P_n to user n . The ruling by FCC indicates that the allowable transmission power limit for personal/portable white-space devices (e.g., mobile phones) is 100 mW [16]. For ease of exposition, we hence assume that each user n accesses the white-space spectrum with the same power level. Each user n then chooses a feasible channel a_n from the vacant channel set \mathcal{M}_n for data transmission. Although the database-assisted approach obviates the need of spectrum sensing by individual users, it remains challenging to achieve reliable distributed spectrum access, because many different white-space users may choose to access the same vacant channel and thus incur severe interference to each other [17], [18].

To stimulate effective cooperation among users for interference mitigation, we leverage the social ties among users and apply the SGUM approach. To capture the physical coupling and account for the accumulative nature of interference, we construct the physical interference graph $\mathcal{G}^p = \{\mathcal{N}, \mathcal{E}^p\}$ based on the physical interference model [19]. Here the set of white-space users \mathcal{N} is the vertex set, and $\mathcal{E}^p \triangleq \{(n, m) : e_{nm}^p = 1, \forall n, m \in \mathcal{N}\}$ is the edge set where $e_{nm}^p = 1$ if and only if users n and m can receive interference from each other¹. To account for the potential interference from every user choosing the same vacant channel, we can regard the interference graph \mathcal{G}^p as a complete graph. Nevertheless, our model can also apply for the case that the underlying interference graph is undirected but not complete. This can be applicable, for example, when we would like to factor those users can generate significant impact only and neglect the users that are too far away (e.g., with the interference power even less than the noise) [20]. Let $\mathbf{a} = (a_1, \dots, a_N) \in \prod_{n=1}^N \mathcal{M}_n$ be the channel selection profile of all users. Given the channel selection profile \mathbf{a} , the total interference received by user n can be computed as

$$\gamma_n(\mathbf{a}) = \sum_{m \in \mathcal{N}_n^p} P_m d_{mn}^{-\alpha} I_{\{a_n = a_m\}} + \omega_{a_n}^n. \quad (2)$$

Here α is the path loss factor and $I_{\{A\}}$ is an indicator function

¹The physical interference model enables us to capture the cumulative nature of interference by defining the individual utility function based on user's total received interference from other users. This is different from the protocol interference graph model where two neighboring users' data transmissions are blocked once they transmit simultaneously over the same vacant channel.

with $I_{\{A\}} = 1$ if the event A is true and $I_{\{A\}} = 0$ otherwise. Furthermore, $\omega_{a_n}^n$ denotes the noise power including the interference from primary TV users on the channel a_n . We then define the individual utility function $U_n(\mathbf{a})$ as

$$U_n(\mathbf{a}) = -\gamma_n(\mathbf{a}) = -\sum_{m \in \mathcal{N}_n^p} P_m d_{mn}^{-\alpha} I_{\{a_n=a_m\}} - \omega_{a_n}^n. \quad (3)$$

Here the negative sign comes from the convention that utility functions are typically the ones to be maximized. The individual utility of user n reflects the fact that each user n has interest to reduce its own received interference. Similar to many previous studies such as [21]–[23], we focus on the objective of interference minimization. By exploiting the additive structure of the accumulative interference functions, we are going to analyze the SGUM game for interference minimization by resorting to the useful tool of potential game [24]. Note that, although from the individual utility perspective maximizing a user's data rate is equivalent to minimizing its received interference, this may not be true from the social group utility perspective. Due to the complicated couplings among users in both social and physical domains, the SGUM game of data rate maximization is technically very challenging, and the potential game approach can not apply in this case.

Next, given the social ties (i.e., w_{ij}) among the users on the social graph \mathcal{G}^s , we can define the social group utility function S_i of user i according to (1). We then formulate the database assisted spectrum access problem with social ties as a SGUM game $\Gamma = (\mathcal{N}, \{a_n\}, \{S_n\})$, where the set of white-space users \mathcal{N} is the set of players, the set of vacant channels \mathcal{M}_n is the set of strategies for each player n , and the social group utility function S_n of each user n is the payoff function of player n .

B. Properties of SGUM game

We next study the existence of SNE of the SGUM game for database assisted spectrum access. Here we resort to the tool of potential game [24].

Definition 2. A game is called a potential game if it admits a potential function $\Phi(\mathbf{a})$ such that for every $n \in \mathcal{N}$ and $a_{-n} \in \prod_{i \neq n} \mathcal{M}_i$, for any $a_n, a'_n \in \mathcal{M}_n$,

$$S_n(a'_n, a_{-n}) - S_n(a_n, a_{-n}) = \Phi(a'_n, a_{-n}) - \Phi(a_n, a_{-n}). \quad (4)$$

An appealing property of a potential game with a finite strategy set is that it always admits a Nash equilibrium, and any strategy profile that maximizes the potential function $\Phi(\mathbf{a})$ is a Nash equilibrium [24]. For the SGUM game Γ for database assisted spectrum access, we can show that it is a potential game. For ease of exposition, we first introduce the *physical-social graph* $\mathcal{G}^{sp} = \{\mathcal{N}, \mathcal{E}^{sp}\}$ to capture both physical coupling and social coupling simultaneously. Here the vertex set is the same as the user set \mathcal{N} and the edge set is given as $\mathcal{E}^{sp} = \{(n, m) : e_{nm}^{sp} \triangleq e_{nm}^s \cdot e_{nm}^p = 1, \forall n, m \in \mathcal{N}\}$ where $e_{nm}^{sp} = 1$ if and only if users n and m have social tie between each other (i.e., $e_{nm}^s = 1$) and can also generate interference to each other (i.e., $e_{nm}^p = 1$). We denote the set of users that have social ties and can also generate interference to user n as $\mathcal{N}_n^{sp} = \{m : e_{nm}^{sp} = 1, \forall m \in \mathcal{N}\}$.

Based on the physical-social graph \mathcal{G}^{sp} , we show in Theorem 1 that the SGUM game Γ is a potential game with the following potential function

$$\begin{aligned} \Phi(\mathbf{a}) = & \underbrace{-\frac{1}{2} \sum_{n=1}^N \sum_{m \in \mathcal{N}_n^p} P_m d_{mn}^{-\alpha} I_{\{a_n=a_m\}} - \sum_{n=1}^N \omega_{a_n}^n}_{\Phi_1(\mathbf{a}): \text{ due to Physical Coupling}} \\ & \underbrace{-\frac{1}{2} \sum_{n=1}^N \sum_{m \in \mathcal{N}_n^{sp}} w_{nm} P_m d_{mn}^{-\alpha} I_{\{a_n=a_m\}}}_{\Phi_2(\mathbf{a}): \text{ due to Social Coupling}}. \end{aligned} \quad (5)$$

The potential function in (5) can be decomposed into two parts: $\Phi_1(\mathbf{a})$ and $\Phi_2(\mathbf{a})$. The first part $\Phi_1(\mathbf{a})$ reflects the system-wide interference level (including background noise) due to physical coupling in the physical domain and the second part $\Phi_2(\mathbf{a})$ captures the interdependence of user utilities (i.e., the received interferences) due to social coupling in the social domain.

Theorem 1. When the transmission power of the users are the same (i.e., $P_n = P_m$), the physical interference graph is undirected and the social tie between two users is symmetric (i.e., $w_{nm} = w_{mn}$), the SGUM game for database assisted spectrum access is a potential game with the potential function $\Phi(\mathbf{a})$ given in (5), and hence has a SNE.

The proof can be found in the online appendix [25]. Note that when $w_{nm} = 0$ for any user $n, m \in \mathcal{N}$ (i.e., all users are selfish), the potential function $\Phi(\mathbf{a}) = \Phi_1(\mathbf{a})$, which does not involve the social coupling part $\Phi_2(\mathbf{a})$. In this case, the SGUM game Γ for database assisted spectrum access degenerates to the non-cooperative spectrum access game. When $w_{nm} = 1$ for any user $n, m \in \mathcal{N}$ (i.e., all users are fully altruistic), the potential function $\Phi(\mathbf{a}) = \sum_{n=1}^N U_n(\mathbf{a})$, which is the system-wide utility. In this case, the SGUM becomes the network utility maximization.

We next design a distributed spectrum access algorithm that can achieve the SNE of the SGUM game Γ for database assisted spectrum access.

C. Distributed Spectrum Access Algorithm For Social Group Utility Maximization

In this section we study the distributed spectrum access algorithm design.

1) *Algorithm Design Principles:* According to the property of potential game, any channel selection profile \mathbf{a} that maximizes the potential function $\Phi(\mathbf{a})$ is a Nash equilibrium [24]. We hence design a distributed spectrum access algorithm that achieves the SNE of the SGUM Γ by maximizing the potential function $\Phi(\mathbf{a})$. Note that since the SGUM game is a potential game, one can choose to use the asynchronous best response update approach such that in each iteration a user is selected to optimize its own strategy [26]. However, there are several drawbacks associated with the asynchronous best response update approach for our problem: (1) the asynchronous best response update is sensitive to the initial state as well as the update sequence. This implies that given different initial channel selections and different channel update schedules,

the spectrum access algorithm based on the asynchronous best response update may reach different convergent points; (2) as the potential function of the SGUM game captures both physical and social couplings among users for interference minimization, a larger value of potential function which implies a lower interference level is hence more desirable. However, the asynchronous best response update (such that each user locally and greedily optimizes its own strategy) may get stuck at a local optimum of the potential function. Thus, this motivates us to design the distributed spectrum access algorithm based on Markov chain design, which can converge to a unique stationary distribution regardless of the given initial channel selection and update sequence. Moreover, we show that the algorithm can asymptotically converge to the global optimum of the potential function with an arbitrarily large probability. Note that one may consider to adopt the learning algorithm in [27] to achieve an efficient equilibrium. However, the algorithm in [27] requires the strong assumptions of synchronization and interdependence, which are difficult to be satisfied in our case.

To proceed, first consider the problem that the users collectively compute the optimal channel selection profile such that the potential function is maximized, i.e.,

$$\max_{\mathbf{a} \in \Omega \triangleq \prod_{n=1}^N \mathcal{M}_n} \Phi(\mathbf{a}). \quad (6)$$

The problem (6) involves a combinatorial optimization over the discrete solution space Ω . In general, it is very challenging to solve such a problem exactly especially when the system size is large (i.e., the solution space Ω is large).

We then consider to approach the potential function maximization solution approximately. To proceed, we first write the problem (6) as the following equivalent randomized problem:

$$\begin{aligned} \max_{(q_{\mathbf{a}} \geq 0: \mathbf{a} \in \Omega)} \sum_{\mathbf{a} \in \Omega} q_{\mathbf{a}} \Phi(\mathbf{a}) \\ \text{s.t.} \sum_{\mathbf{a} \in \Omega} q_{\mathbf{a}} = 1, \end{aligned} \quad (7)$$

where $q_{\mathbf{a}}$ is the probability that channel selection profile \mathbf{a} is adopted. Obviously, the optimal solution to problem (7) is to choose the optimal channel selection profiles with probability one. It is known from the Markov approximation approach [28] that problem (7) can be approximated by the following convex optimization problem:

$$\begin{aligned} \max_{(q_{\mathbf{a}} \geq 0: \mathbf{a} \in \Omega)} \sum_{\mathbf{a} \in \Omega} q_{\mathbf{a}} \Phi(\mathbf{a}) - \frac{1}{\theta} \sum_{\mathbf{a} \in \Omega} q_{\mathbf{a}} \ln q_{\mathbf{a}} \\ \text{s.t.} \sum_{\mathbf{a} \in \Omega} q_{\mathbf{a}} = 1, \end{aligned} \quad (8)$$

where θ is the parameter that controls the approximation ratio. Note that the approximation in (8) can guarantee the asymptotic optimality. This is because that when $\theta \rightarrow \infty$, the problem (8) boils down to exactly the same as problem (7). That is, when $\theta \rightarrow \infty$, the optimal solutions that maximize the potential function $\Phi(\mathbf{a})$ will be selected with probability one. Moreover, the approximation in (8) enables us to obtain the close-form solution, which facilitates the distributed algorithm design later. More specifically, by the KKT conditions [29], the optimal solution to problem (8) is given as

$$q_{\mathbf{a}}^* = \frac{\exp(\theta \Phi(\mathbf{a}))}{\sum_{\hat{\mathbf{a}} \in \Omega} \exp(\theta \Phi(\hat{\mathbf{a}}))}. \quad (9)$$

Inspired by the idea of Glauber dynamics [30]–[33], based on (9) we then design a self-organizing algorithm such that the asynchronous channel selection updates of the users form

Algorithm 1 Distributed Spectrum Access Algorithm For Social Group Utility Maximization

```

1: initialization:
2:   set the parameter  $\theta$  and the channel update rate  $\tau_n$ .
3:   choose a channel  $a_n \in \mathcal{M}_n$  randomly for each user
    $n \in \mathcal{N}$ .
4: end initialization

5: loop for each user  $n \in \mathcal{N}$  in parallel:
6:   compute the social group utility  $S_n(a_n, a_{-n})$  on the
   chosen channel  $a_n$ .
7:   generate a timer value following the exponential dis-
   tribution with the mean equal to  $\frac{1}{\tau_n}$ .
8:   count down until the timer expires.
9:   if the timer expires then
10:    choose a new channel  $a'_n \in \mathcal{M}_n$  randomly.
11:    compute the social group utility  $S_n(a'_n, a_{-n})$  on
    the new channel  $a'_n$ .
12:    stay in the new channel  $a'_n$  with probability
     $\frac{\exp(\theta S_n(a'_n, a_{-n}))}{\max\{\exp(\theta S_n(a'_n, a_{-n})), \exp(\theta S_n(a_n, a_{-n}))\}}$ , Or move back
    to the original channel  $a_n$  with probability  $1 -$ 
     $\frac{\exp(\theta S_n(a'_n, a_{-n}))}{\max\{\exp(\theta S_n(a'_n, a_{-n})), \exp(\theta S_n(a_n, a_{-n}))\}}$ .
13:  end if
14: end loop

```

a Markov chain (with the system state as the channel selection profile \mathbf{a} of all users). As long as the Markov chain converges to the stationary distribution as given in (9), we can approach the Nash equilibrium channel selection profile that maximizes the potential function by setting a large enough parameter θ . We should emphasize that the existing works such as [30]–[33] focus on the NUM problem, whereas in this paper we consider the SGUM problem, which has significant differences. For example, for NUM, the optimization objective of each user is aligned. In contrast, for SGUM, different users have different optimization objectives due to the heterogeneous social coupling among them. The existing works use the transition probability matrix for Markov chain design based on the canonical Glauber dynamics. In contrast, in this paper we leverage the structural property of the SGUM game to devise the transition probability for the spectrum access Markov chain. We also quantify the impact of social tie on the networking performance, which has not been found in the existing works.

2) *Markov Chain Design for Distributed Spectrum Access:* Motivated by the adaptive CSMA mechanism [28], [31], we propose a distributed spectrum access algorithm in Algorithm 1 such that each user n updates its channel selection according to a timer value that follows the exponential distribution with a rate of τ_n .

Appealing to the property of exponential distributions, we have that the probability that more than one users generate the same timer value and update their channels simultaneously equals zero. Since one user will activate for the channel selection update at a time, the direct transitions between two

system states \mathbf{a} and \mathbf{a}' are feasible if these two system states differ by one and only one user's channel selection. We also denote the set of system states that can be transited directly from the state \mathbf{a} as $\Delta_{\mathbf{a}} = \{\mathbf{a}' \in \Omega : |\{\mathbf{a}' \cup \mathbf{a}\} \setminus \{\mathbf{a}' \cap \mathbf{a}\}| = 2\}$, where $|\cdot|$ denotes the size of a set. According to (1), a user n can compute the social group utility $S_n(\mathbf{a})$ by locally enquiring the users having social ties with it about their received interferences. Then user n will randomly choose a new channel $a'_n \in \mathcal{M}_n$ and stay in this channel with a probability of

$$\frac{\exp(\theta S_n(a'_n, a_{-n}))}{\max\{\exp(\theta S_n(a'_n, a_{-n})), \exp(\theta S_n(a_n, a_{-n}))\}}. \quad (10)$$

The underlying rationale behind (10) is as follows. When $S_n(a'_n, a_{-n}) \geq S_n(a_n, a_{-n})$ (i.e., the new channel a'_n offers the better performance), user n will stay in the new channel a'_n with probability one. According to the property of potential game in (4), we know that choosing the new channel a'_n can help to increase both user n 's social group utility $S_n(\mathbf{a})$ and the potential function $\Phi(\mathbf{a})$ of the SGUM game. When $S_n(a'_n, a_{-n}) < S_n(a_n, a_{-n})$ (i.e., the original channel a_n offers the better performance), user n will switch back to the original channel a_n with a probability of $1 - \frac{\exp(\theta S_n(a'_n, a_{-n}))}{\exp(\theta S_n(a_n, a_{-n}))}$. That is, the probability that user n will switch back to the original channel a_n increases with the performance gap $S_n(a_n, a_{-n}) - S_n(a'_n, a_{-n})$. We would like to emphasize that such probabilistic channel selections are necessary such that all the users can explore the feasible channel selection space to prevent the algorithm from getting stuck at a local optimum.

Then from a system-wide perspective, the probability of transition from state (a_n, a_{-n}) to (a'_n, a_{-n}) due to user n 's channel selection update is given as

$$\frac{1}{|\mathcal{M}_n|} \frac{\exp(\theta S_n(a'_n, a_{-n}))}{\max\{\exp(\theta S_n(a'_n, a_{-n})), \exp(\theta S_n(a_n, a_{-n}))\}}. \quad (11)$$

Since each user n activates its channel selection update according to the countdown timer mechanism with a rate of τ_n , hence if $\mathbf{a}' \in \Delta_{\mathbf{a}}$, the transition rate from state \mathbf{a} to state \mathbf{a}' is given as

$$q_{\mathbf{a}, \mathbf{a}'} = \frac{\tau_n}{|\mathcal{M}_n|} \frac{\exp(\theta S_n(a'_n, a_{-n}))}{\max\{\exp(\theta S_n(a'_n, a_{-n})), \exp(\theta S_n(a_n, a_{-n}))\}}. \quad (12)$$

Otherwise, we have $q_{\mathbf{a}, \mathbf{a}'} = 0$. We show in Theorem 2 that the spectrum access Markov chain is time reversible. Time reversibility means that when tracing the Markov chain backwards, the stochastic behavior of the reverse Markov chain remains the same. A nice property of a time reversible Markov chain is that it always admits a unique stationary distribution, which is independent of the initial system state. This implies that given any initial channel selections the distributed spectrum access algorithm can drive the system converging to the stationary distribution given in (9).

Theorem 2. *The distributed spectrum access algorithm induces a time-reversible Markov chain with the unique stationary distribution as given in (9).*

The proof is given in the online appendix [25]. To imple-

ment the distributed spectrum access algorithm, as mentioned in Section III, each user can first identify the social tie with other users prior to the spectrum access process. Then a user can locally measure its received interference and exchange this information with its social friends for computing the social group utility, which will be used for channel selection update.

We next analyze the convergence time of the proposed algorithm in terms of mixing time in Markov chain [34]. Let \mathbf{q}^* denote the stationary distribution in (9) and $\mathbf{q}_t(\mathbf{a}_0)$ denote the distribution of the spectrum access Markov chain at time t for a given initial channel selection state \mathbf{a}_0 . Then, according to [34], for $\epsilon > 0$, the mixing time of the chain is defined by

$$T_\epsilon \triangleq \inf\{t \geq 0 : \max_{\mathbf{a}_0 \in \Omega} \|\mathbf{q}_t(\mathbf{a}_0) - \mathbf{q}^*\|_{TV} \leq \epsilon\},$$

where the total variation distance is given by

$$\|\mathbf{q}_t(\mathbf{a}_0) - \mathbf{q}^*\|_{TV} \triangleq \frac{1}{2} \sum_{\mathbf{a} \in \Omega} |q_{\mathbf{a}, t}(\mathbf{a}_0) - q_{\mathbf{a}}^*|.$$

We further denote $M_{\max} = \max_{n \in \mathcal{N}} |\mathcal{M}_n|$, $M_{\min} = \min_{n \in \mathcal{N}} |\mathcal{M}_n| > 0$, $\tau_{\max} = \max_{n \in \mathcal{N}} \tau_n$, $\tau_{\min} = \min_{n \in \mathcal{N}} \tau_n$, $\Phi_{\max} = \max_{\mathbf{a} \in \Omega} \Phi(\mathbf{a})$, $\Phi_{\min} = \min_{\mathbf{a} \in \Omega} \Phi(\mathbf{a})$. By resorting to the tools of spectral analysis and path coupling [28], [34], we can show in Theorem 3 the convergence time of the spectrum access Markov chain.

Theorem 3. *For a general $\theta \in (0, \infty)$, the mixing time of the spectrum access Markov chain is upper-bounded as*

$$T_\epsilon \leq \frac{NM_{\max}^{2N+3}\tau_{\max}}{M_{\min}\tau_{\min}^2} \exp(4\theta(\Phi_{\max} - \Phi_{\min})) \times \left[2 \ln \frac{1}{2\epsilon} + N \ln M_{\max} + \theta(\Phi_{\max} - \Phi_{\min}) \right].$$

When $\theta \in (0, \theta_{th})$ where $\theta_{th} \triangleq \frac{1}{\Phi_{\max} - \Phi_{\min}} \ln \left(\frac{NM_{\min}^2\tau_{\min}}{(N-1)M_{\max}\tau_{\max}} \right)$, we have a tighter upper bound as

$$T_\epsilon \leq \ln \frac{N}{\epsilon} \frac{M_{\min}}{M_{\max}\tau_{\max}} \frac{\exp(\theta(\Phi_{\max} - \Phi_{\min}))}{\frac{M_{\min}^2\tau_{\min}}{M_{\max}\tau_{\max}} + \frac{1-N}{N} \exp(\theta(\Phi_{\max} - \Phi_{\min}))}.$$

The proof is given in the online appendix [25]. Theorem 3 provides an upper-bound of the convergence time of the distributed spectrum access algorithm. In particular, it reveals when the parameter θ is small, the proposed spectrum access algorithm scales very well (in the order of $\mathcal{O}(\ln N)$) with the increase of user size N .

Note that compared with existing studies [30]–[33] on applying the Glauber dynamics, we have the following new contributions for the convergence time analysis: 1) we use the spectral gap analysis to show the mixing time upper-bound for a general parameter θ , and the existing studies only show the mixing time upper-bound when the parameter θ is within some specific range by adopting the path coupling method. This is due to the restriction that the path coupling approach imposes some structural condition on the Markov chain; 2) since in our problem the underlying optimization objective and the Markov chain structure are different from existing studies, we have carefully constructed a discrete-time Markov chain by uniformization of the original spectrum access Markov chain, and showed that when $\theta < \theta_{th}$ the constructed Markov chain satisfies the one-step path coupling condition. This leads to significant differences from the existing works when applying the path coupling method.

3) *Performance Analysis*: According to Theorem 2, we can achieve the SNE that maximizes the potential function $\Phi(\mathbf{a})$ of the SGUM game Γ by setting $\theta \rightarrow \infty$. However, in practice one has to choose to implement only a finite value of θ (e.g., to reduce the convergence time). Let $\Phi_\theta = \sum_{\mathbf{a} \in \Omega} q_{\mathbf{a}}^* \Phi(\mathbf{a})$ be the expected potential by Algorithm 1 with a given θ and $\Phi^* = \max_{\mathbf{a} \in \Omega} \Phi(\mathbf{a})$ be the maximum potential. We show in Theorem 4 that, when a large enough θ is adopted in practice, the gap between Φ_θ and Φ^* is negligible. Combining Theorems 3 and 4, we see that in practice by tuning the parameter θ , we can significantly reduce the convergence time (at the order of e^θ) at the cost of a relatively small performance loss (at the order of θ^{-1}). This has also been corroborated by the numerical result in Section IV-D.

Theorem 4. *For the distributed spectrum access algorithm with a finite θ , we have that $0 \leq \Phi^* - \Phi_\theta \leq \frac{1}{\theta} \sum_{n=1}^N \ln |\mathcal{M}_n|$, where $|\mathcal{M}_n|$ denotes the number of vacant channels of user n .*

The proof is given in the online appendix [25]. We next benchmark the performance of the solution by the distributed spectrum access algorithm with respect to the system optimal solution. Let $V(\mathbf{a})$ be the total individual utility received by all the users under the channel selection profile \mathbf{a} (i.e., $V(\mathbf{a}) = \sum_{n=1}^N U_n(\mathbf{a})$) and V_θ be the total utility of the solution by the distributed spectrum access algorithm with a finite θ (i.e., $V_\theta = \sum_{\mathbf{a} \in \Omega} q_{\mathbf{a}}^* V(\mathbf{a})$). We denote $\bar{\mathbf{a}}$ as the NUM solution that maximizes the system-wide utility (i.e., $\bar{\mathbf{a}} = \arg \max_{\mathbf{a} \in \Omega} V(\mathbf{a})$). We then define the performance gap ρ_θ as the difference between the total utility received at the NUM solution $\bar{\mathbf{a}}$ and that of the distributed spectrum access algorithm with a finite θ (i.e., $\rho_\theta = V(\bar{\mathbf{a}}) - V_\theta$). We have the following result.

Theorem 5. *For a finite $\theta < \infty$, the performance gap ρ_θ of the distributed spectrum access algorithm is at most*

$$\begin{aligned} & \frac{1}{\theta} \sum_{n=1}^N \ln |\mathcal{M}_n| + \frac{1}{2} \sum_{n=1}^N \sum_{m \in \mathcal{N}_n^p \setminus \mathcal{N}_n^{sp}} (1 - w_{nm}) P_m d_{mn}^{-\alpha} \\ & + \frac{1}{2} \sum_{n=1}^N \sum_{m \in \mathcal{N}_n^p \setminus \mathcal{N}_n^{sp}} P_m d_{mn}^{-\alpha}. \end{aligned}$$

The proof is given in the online appendix [25]. Let $\hat{\mathbf{a}}$ as the convergent SNE by the distributed spectrum access algorithm when $\theta \rightarrow \infty$ (i.e., $\hat{\mathbf{a}} = \arg \max_{\mathbf{a} \in \Omega} \Phi(\mathbf{a})$). According to Theorem 5, the performance gap of the SNE $\hat{\mathbf{a}}$ is given as follows.

Corollary 1. *When $\theta \rightarrow \infty$, the performance gap of the SNE $\hat{\mathbf{a}}$ by the distributed spectrum access algorithm is at most*

$$\frac{1}{2} \sum_{n=1}^N \sum_{m \in \mathcal{N}_n^p} (1 - w_{nm}) P_m d_{mn}^{-\alpha} + \frac{1}{2} \sum_{n=1}^N \sum_{m \in \mathcal{N}_n^p \setminus \mathcal{N}_n^{sp}} P_m d_{mn}^{-\alpha}.$$

From the results above we see that the upper-bound of the performance gap decreases as the strength of social tie w_{nm} among users increases. When $w_{nm} = 1$ for any user $n, m \in \mathcal{N}$ (i.e., all users are fully altruistic), the SGUM becomes the NUM and the performance gap is zero. In Section IV-D, we also evaluate the performance of the SGUM solution by

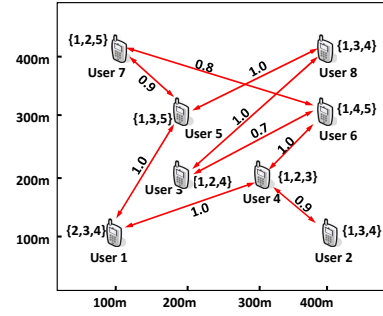


Fig. 4. A square area of a length of 500 m with 8 scattered white-space users

real social data traces. Numerical results demonstrate that the performance gap between the SGUM solution and the NUM solution is at most 15%.

D. Numerical Evaluation

In this section, we evaluate the SGUM solution for database assisted spectrum access by numerical studies based on both Erdos-Renyi social graphs and real trace based social graphs.

1) *Social Graph with 8 White-Space Users*: We first consider a database assisted spectrum access network consisting of $M = 5$ channels and $N = 8$ white-space users, which are scattered across a square area of a length of 500 m (see Figure 4). The transmission power of each user is $P_n = 100$ mW [16], the path loss factor $\alpha = 4$, and the background interference power ω_m^n for each channel m and user n is randomly assigned in the interval of $[-100, -90]$ dBm. Each user n has a different set of vacant channels by consulting the geo-location database. For example, the vacant channels for user 1 are $\{2, 3, 4\}$. For the interference graph \mathcal{G}^p , we define that the user's transmission range $\delta = 500$ m and two users can generate interference to each other if their distance is not greater than δ . The social graph \mathcal{G}^s is given in Figure 4 where two users have social tie if there is an edge between them and the numerical value associated with each edge represents the strength of social tie.

We implement the proposed distributed spectrum access algorithm for the SGUM game with different parameters θ in Figure 5. We see that the convergent potential function value Φ of the SGUM game increases as the parameter θ increases. When the parameter θ is large enough (e.g., $\theta \geq 10^6$), the algorithm can approach the maximum potential function value $\Phi^* = \max_{\mathbf{a}} \Phi(\mathbf{a})$. To verify that the algorithm can approach the SNE of the SGUM game, we show the dynamics of the potential value $\Phi(\mathbf{a})$ in Figure 6. We see that the distributed spectrum access algorithm can drive the potential value Φ increasing and approach the maximum potential value Φ^* . According to the property of potential game, the algorithm hence can approach the SNE of the SGUM game.

To verify the trade-off between the performance and the convergence time, we show in Figure 7 the number iterations for convergence by the distributed spectrum access algorithm with different maximum allowable performance loss (by tuning the parameter θ). We see that, compared with the case with the optimal performance, if we allow at most 10% and

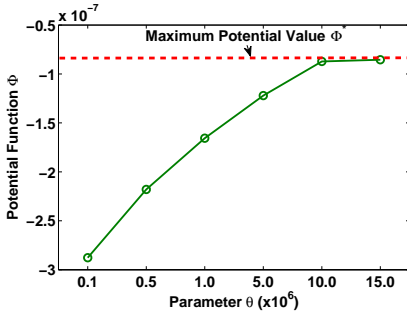


Fig. 5. The convergent potential value Φ with different parameters θ

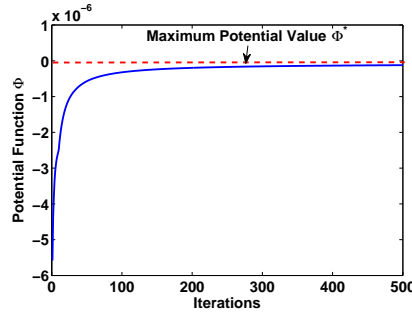


Fig. 6. Dynamics of potential value Φ when $\theta = 10^6$

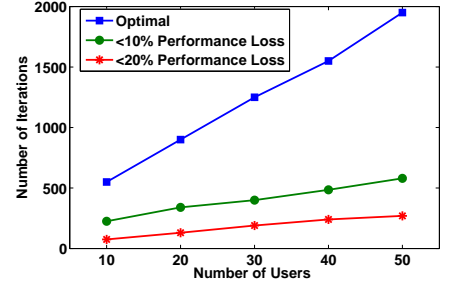


Fig. 7. Number of iterations with different maximum allowable performance loss

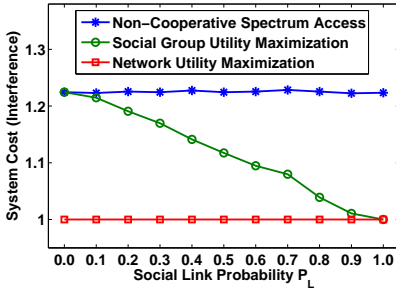


Fig. 8. Normalized system-wide interference with different social network density

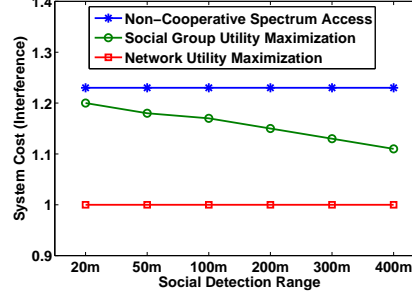


Fig. 9. Normalized system-wide interference with different social detection ranges

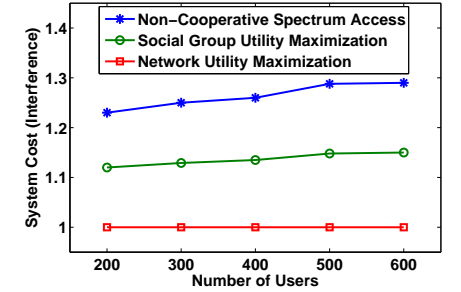


Fig. 10. Normalized system-wide interference with different number of users

20% performance loss, then we can reduce the convergence time by up-to 69% and 83%, respectively.

2) *Erdos-Renyi Social Graph*: We then consider $N = 100$ users that randomly scattered across a square area of a length of 2000 m. We evaluate the SGUM game solution by the distributed spectrum access algorithm with the social graph represented by the Erdos-Renyi (ER) graph model [35], where a social link exists between any two users with a probability of P_L . We set the strength of social tie $w_{nm} = 1$ for each social link. To evaluate the impact of social link density of the social graph, we implement the simulations with different social link probabilities $P_L = 0, 0.1, \dots, 1.0$, respectively. For each given P_L , we average over 100 runs. To benchmark the SGUM solution, we also implement the the following two solutions:

(1) Non-cooperative spectrum access: we implement the non-cooperative game based solution such that each user aims to maximize its individual utility, i.e., we set $S_n(a) = U_n(a)$ in the distributed spectrum access algorithm.

(2) Network utility maximization: we implement the social optimal solution such that the system-wide utility is maximized, i.e., we set $S_n(a) = \sum_{n=1}^N U_n(a)$ in the distributed spectrum access algorithm.

Similar to the price of anarchy in non-cooperative game [36], we normalize the system-wide interference of these solutions with respect to that of the social optimal solution (i.e., network utility maximum solution). The results are given in Figure 8. We see that the performance of the SGUM solution always dominates that of the non-cooperative spectrum access. This is non-trivial since non-cooperative game promotes the competition among users to increase the system-wide utility

and has been widely adopted to devise efficient distributed resource allocation mechanisms in wireless networks [37]. Moreover, we observe that the performance gain of the SGUM solution increases as the social link probability P_L increases. When the social link probability $P_L = 1$, the SGUM solution achieves the same performance of the network utility maximization and can reduce 23% system-wide interference over the non-cooperative spectrum access. This also demonstrates that the proposed SGUM framework spans the continuum between non-cooperative game and network utility maximization – two extreme paradigms based on drastically different assumptions that users are selfish and altruistic, respectively.

We then investigate the scenario that a user may only take into nearby users with social ties. This can correspond to the case that a user can only detect the social friends within a fixed physical distance. In the simulation we set the social link probability $P_L = 0.5$ and set the social detection range for identifying nearby social friends as 20m, 50m, ..., 400m, respectively. We see from Figure 9 that the performance of SGUM solution improves as the social detection range increases. Intuitively, when the social detection range increases, the number of social links increases and hence the performance of SGUM solution improves.

3) *Real Trace Based Social Graph*: We next evaluate the SGUM solution by the distributed spectrum access algorithm based on the social graph represented by the friendship network of the real data trace Brightkite [38]. Brightkite contains an explicit friendship network among the users. Different from the Erdos-Renyi (ER) social graph, the friendship network of Brightkite is scale-free such that the node degree distribution follows a power law [39]. We implement experiments with

the number of users $N = 200, 300, \dots, 600$, respectively. We randomly select N nodes from Brightkite and construct the social graph based on the friendship relationship among these N nodes in the friendship network of Brightkite. For each given N , we average over 1000 runs. As the benchmark, we also implement the solutions of non-cooperative spectrum access and network utility maximization.

The results are shown in Figure 10. We see that the non-cooperative spectrum access solution will increase the system-wide interference up-to 29% over the network utility maximization solution. Upon comparison, the system-wide interference by the the SGUM solution will increase at most 15%, compared with the network utility maximization solution. This verifies the effectiveness of leveraging social tie to stimulate user cooperation for achieving efficient distributed spectrum access in practices.

V. SOCIAL GROUP UTILITY MAXIMIZATION BASED POWER CONTROL

In this section we study power control under the SGUM framework. Note that existing literature (e.g., [40], [41]) on power control game typically assume that users are selfish and do not take the social factors into account. In this section, we will investigate the impact of the social ties among the users on the system performance.

A. SGUM Game Formulation

We consider a set of users under the physical interference model, where user i is a link consisting of a transmitter T_i and a receiver R_i . The channel gain of communication link i is h_i , and the channel gain of the interference link between transmitter T_i and receiver R_j is g_{ij} . The noise at receiver R_i is n_i . Note that here we can view the physical graph \mathcal{G}^p among users as a complete graph and the degree of physical coupling (i.e., interference) between any two users is captured by the channel gain. Then the signal to interference and noise ratio (SINR) γ_i of link i is given by

$$\gamma_i(p_i, p_{-i}) = \frac{h_i p_i}{n_i + \sum_{j=1}^N g_{ji} p_j},$$

where p_i denotes the transmit power of T_i . We consider that the individual utility U_i of user i is given by

$$U_i(p_i, p_{-i}) = \log(\gamma_i) - c_i p_i,$$

where c_i denotes the cost of per unit power consumption. Similar to many studies [40], [41], here we use the logarithmic function to model the utility of a user.

Then, given the social ties (i.e., w_{ij}) among the users on the social graph \mathcal{G}^s , we can define the social group utility function S_i of user i accordingly to (1). We then formulate the power control problem with social ties as a SGUM game $\Lambda \triangleq (\mathcal{N}, \{p_i\}, \{S_i\})$.

B. SGUM Game Analysis

For ease of exposition, we will first focus on the SGUM based power control game with two users, because the two-user case can shed light on the impact of social ties on users' strategies and social welfare.

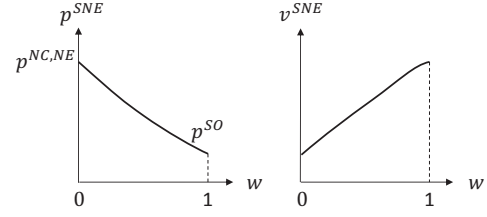


Fig. 11. For the two-user SGUM based power control game, as social tie $w \triangleq w_{12} = w_{21}$ increases from 0 to 1, each user's SNE strategy p^{SNE} migrates from its NE strategy $p^{NC,NE}$ for a standard NCG to its social optimal strategy p^{SO} for NUM. The social welfare of the SNE v^{SNE} also migrates correspondingly.

Theorem 6. For the two-user SGUM based power control game, there exists a unique SNE, where

$$p_1^{SNE} = \sqrt{\alpha_1^2 + \beta_1} - \alpha_1, \quad p_2^{SNE} = \sqrt{\alpha_2^2 + \beta_2} - \alpha_2$$

with

$$\alpha_1 \triangleq \frac{w_{12}g_{12} + c_1n_2 - g_{12}}{2c_1g_{12}}, \quad \beta_1 \triangleq \frac{n_2}{c_1g_{12}}$$

and

$$\alpha_2 \triangleq \frac{w_{21}g_{21} + c_2n_1 - g_{21}}{2c_2g_{21}}, \quad \beta_2 \triangleq \frac{n_1}{c_2g_{21}}.$$

The proof is given in the online appendix [25]. Using Theorem 6, we have the following result.

Corollary 2. For the two-user SGUM based power control game, each user's SNE strategy decreases when its social tie with the other increases.

Corollary 2 shows that a users' SNE strategy is monotonically decreasing with the social tie. The following result shows that the social welfare of the SNE is also a monotonic function of social ties.

Proposition 1. For the two-user SGUM based power control game, the social welfare of the SNE increases when social ties increase.

The proof is given in the online appendix [25]. According to Proposition 1, as illustrated in Figure 11, when the social tie increases from 0 to 1, a user's SNE strategy migrates from its NE strategy for a standard NCG to its social optimal strategy for NUM.

We next study the existence of SNE for the SGUM based power control game with multiple users. Motivated by the observation that the two-user game is supermodular such that

$$\frac{\partial^2 S_1(p_1, p_2)}{\partial p_1 \partial p_2} > 0 \quad \text{and} \quad \frac{\partial^2 S_2(p_2, p_1)}{\partial p_2 \partial p_1} > 0,$$

we have the following result.

Theorem 7. The SGUM based power control game with multiple users is a supermodular game, and thus there exists at least one SNE.

The proof is given in the online appendix [25]. Since the SGUM game for power control is a supermodular game, similar to the scheme in [42], users can start from the smallest transmission power (i.e., $p_i = 0, \forall i \in \mathcal{N}$) and use asynchronous best response updates, so that their strategies will converge to a SNE. The game with more than two users does not yield closed-form SNE strategies, and hence is difficult

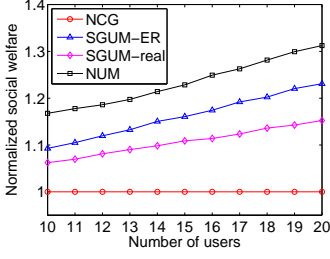


Fig. 12. Impact of N for SGUM based power control game.

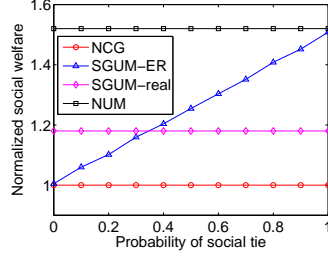


Fig. 13. Impact of P_L for SGUM based power control game.

to analyze the impact of social tie on system performance. In the following section we will use numerical results to show that the insight we draw from the analysis of the two-user case also holds for the general multi-user case: the SNE for SGUM migrates monotonically from the NE for NCG to the social optimal solution for NUM.

C. Numerical Results

We consider N users, each of which is a link consisting of a transmitter and a receiver. Each transmitter or receiver is randomly located in a square area with side length 500m. Under the physical interference model, we assume that the channel condition of a link (communication or interference link) only depends on the path loss effect with path loss factor 3. We assume that the transmit power of each link is 1W and the noise power at each receiver is 0.1W. We simulate the social graph based on the Erdos-Renyi (ER) graph, and the real data trace of the friendship network from Brightkite. We set the social tie of a social link as 1 if it exists.

Figure 12 shows the normalized social welfare for a varying number of users N . For the Erdos-Renyi (ER) graph, the social link probability $P_L = 0.5$. We can see that the SGUM solution for the ER model based social graph can achieve a performance gain up to 23% over the NCG solution, and its performance loss from the NUM solution is at most 10%. The SGUM solution for the real data based social graph can achieve a performance gain up to 15%.

Figure 13 shows the normalized social welfare as the social link density probability P_L in the ER graph varies from 0 to 1. We set the number of users N as 20. We observe that as P_L increases, the social welfare of the SNE for the SGUM game increases monotonically from that of NE for NCG to that of the social optimal solution for NUM. This demonstrates that the SGUM spans the continuum between NCG and NUM.

VI. SOCIAL GROUP UTILITY MAXIMIZATION BASED RANDOM ACCESS CONTROL

In this section we study random access control under the SGUM framework. Note that most existing work (e.g., [43], [44]) on random access control game assume that users are selfish and do not take the social factors into account. To best of our knowledge, [45] is the most related work, which considers a two-user socially-aware random access control game with the assumption that the social tie among the two users are symmetric. While, we study the general case of

multi-user socially-aware random access control game with asymmetric/symmetric social ties among the users.

A. SGUM Game Formulation

We consider a set of users under the protocol interference model, where user i is a link consisting of transmitter T_i and receiver R_i . We can construct the physical graph \mathcal{G}^p among users for the random access control as follows. Let \mathcal{I}_i^+ denote the set of receivers that transmitter T_i cause interference to, and \mathcal{I}_i^- denote the set of transmitters that causes interference to receiver R_i . Each user i contends for the opportunity of data transmission with probability $q_i \in [0, 1]$ in a time slot. If multiple interfering links contend in the same time slot, a collision occurs and no link can grab the transmission opportunity. Then the probability b_i that user i can grab the transmission opportunity is given by

$$b_i(q_i, q_{-i}) = q_i \prod_{j \in \mathcal{I}_i^-} (1 - q_j).$$

We assume that the individual utility of user i is given by

$$U_i(q_i, q_{-i}) = \log(z_i b_i(q_i, q_{-i})) - c_i q_i,$$

where $z_i > 0$ represents user i 's efficiency of utilizing the transmission opportunity (e.g., transmission rate), and $c_i > 0$ represents user i 's cost of contention (e.g., energy consumption).

Then, given the social ties (i.e., w_{ij}) among the users on the social graph \mathcal{G}^s , we can define the social group utility function S_i of user i accordingly to (1). We then formulate the random access control problem with social ties as a SGUM game $\Xi \triangleq (\mathcal{N}, \{q_i\}, \{S_i\})$.

B. SGUM Game Analysis

For the SGUM based random access control game, we have the following result.

Theorem 8. *For the SGUM based random access control game, there exists a unique SNE, where for any user $i \in \mathcal{N}$, the access probability q_i^{SNE} is*

$$q_i^{SNE} = \frac{\sum_{j \in \mathcal{I}_i^+} w_{ij} + 1 + c_i - \sqrt{(\sum_{j \in \mathcal{I}_i^+} w_{ij} + 1 + c_i)^2 - 4c_i}}{2c_i}. \quad (13)$$

The proof is given in the online appendix [25]. Using Theorem 8, by showing the first-order derivative of the access probability q_i^{SNE} in terms of w_{ij} is negative, we have the following result.

Corollary 3. *For the SGUM based random access control game, each user's SNE strategy decreases when its social ties with others increase.*

Corollary 3 shows that a users' SNE strategy is monotonically decreasing with the social tie. Intuitively, when a user's access probability increases, it increases the collision probability of the users within its interference range, and hence reduces their individual utilities. Therefore, a user would reduce its access probability when its social ties with those within its interference range increase (as illustrated in Figure 14). Furthermore, Theorem 8 shows that each user's

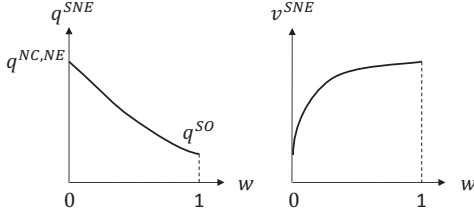


Fig. 14. For a two-user SGUM based random access control game, as social tie $w \triangleq w_{12} = w_{21}$ increases from 0 to 1, each user's SNE strategy q^{SNE} migrates from its NE strategy $q^{NC,NE}$ for a standard NCG to its socially optimal strategy q^{SO} for NUM. The social welfare of the SNE v^{SNE} also migrates correspondingly.

SNE strategy is independent of other users' strategies, but depends on the user's social ties with others. This can facilitate the implementation of the SGUM game solution for random access control in a distributed manner, such that each user i locally sets the access probability accordingly to the social ties of its neighbors.

The following result shows that the social welfare of the SNE is also a monotonic function of social ties.

Proposition 2. *For the SGUM based random access control game, the social welfare of the SNE increases when social ties increase.*

The proof is given in the online appendix [25]. Intuitively, since users' individual utilities are summed up with equal weights in the social welfare, a user's SNE strategy becomes closer to its social optimal strategy when other users weigh more (i.e., the social ties increase) in that user's social group utility, and the social welfare also increases. As illustrated in Figure 14, when social ties increase, a user's SNE strategy migrates from its NE strategy for a standard NCG to its socially optimal strategy for NUM. This demonstrates that the SGUM game framework spans the continuum between these traditionally disjoint paradigms.

C. Numerical Results

We consider N users, each of which is a link consisting of a transmitter and a receiver. Each transmitter or receiver is randomly located in a square area with side length 500m. Under the protocol interference model, we assume that a link causes interference to another link if the former link's transmitter is within 100m of the latter link's receiver. We simulate the social graph based on the Erdos-Renyi (ER) graph with the social link probability $P_L = 0.5$, and the real data trace of the friendship network from Brightkite. We set the social tie of a social link as 1 if it exists.

To illustrate the system efficiency of the SGUM solution, we compare it with the NCG solution where each user aims to maximize its individual utility, and the NUM solution where the total individual utility of all users is maximized. Figure 15 depicts the social welfare of the SNE for SGUM and the social optimal solution for NUM normalized with respect to the NE for NCG, as the number of users increases. We can see that the SGUM solution for the ER model based social graph always dominates that of the NCG, with a substantial performance

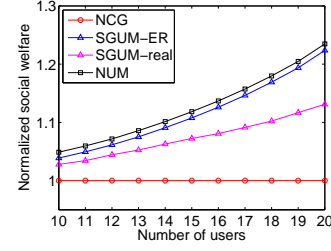


Fig. 15. Impact of N for SGUM based random access control game.

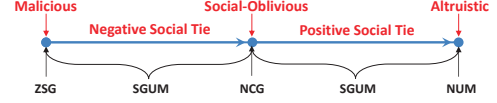


Fig. 16. The social group utility maximization (SGUM) game framework spans the continuum from zero-sum game (ZSG) to general-sum non-cooperative game (NCG) to network utility maximization (NUM).

gain up to 22%. On the other hand, it performs almost as well as the NUM solution. This demonstrates that system efficiency can be significantly improved by exploiting social ties. We observe that the SGUM solution for the real data based social graph is worse than that for the ER model based social graph due to that social ties are weaker in the real data than in the ER graph with link probability 0.5. However, it still can achieve a performance gain up to 13% over that of the NCG solution.

VII. FURTHER DISCUSSION

In the sections above, we study the social group utility maximization (SGUM) framework with the "positive" social tie between two users (e.g., family members or friends). In this case, one user cares about the welfare of the other. To generalize the SGUM framework, we can further consider the case that the social tie between two users is "negative" (e.g., due to malicious behavior) such that one user may intend to damage the other's welfare. Hence, the generalized SGUM framework with both positive and negative social ties can be very useful for modeling the network security issues.

Formally, we can define that $w_{ij} \in (-\infty, 1]$: When $w_{ij} \in (0, 1]$, it represents the extent to which user i cares about user j 's utility, and it reaches the highest when $w_{ij} = 1$ (i.e., user i cares about user j 's utility as much as its own utility); when $w_{ij} \in (-\infty, 0)$, it pinpoints to how much user i intends to damage user j 's utility, and reaches the extreme as w_{ij} goes to $-\infty$ (i.e., user i would sacrifice all of its own utility to damage user j 's utility).

Zero-sum game (i.e., all players' payoffs are summed up to 0) is widely adopted for modelling the interactions between attackers and defenders in network security problems [46]. Interestingly, the generalized SGUM framework also encompasses the zero-sum game as a special case. Specifically, when the accumulated negative social ties of each user satisfies that $\sum_{j:i \in \mathcal{N}_j^s} w_{ji} = -1$, for any $i \in \mathcal{N}$, we have that

$$\sum_{i=1}^N S_i(\mathbf{x}) = \sum_{i=1}^N U_i(\mathbf{x}) + \sum_{i=1}^N U_i(\mathbf{x}) \sum_{j:i \in \mathcal{N}_j^s} w_{ji} = 0.$$

In this case, the SGUM game degenerates to a zero-sum game, where each user views the total gain of other users as its loss (see Figure 16 for an illustration). For example, a SGUM game of two users with $S_1 = U_1 - U_2$ and $S_2 = U_2 - U_1$, or $S_1 = U_1$ and $S_2 = -U_1$, is a zero-sum game.

Building on that the generalized SGUM framework with both positive and negative social ties, we can devise more effective and efficient defense mechanisms against the attacks by the malicious users (i.e., users with negative social ties), by leveraging trustworthy helps and collaborations from the social friends (i.e., users with positive social ties). Due to space limit, we will pursue a thorough understanding of the generalized SGUM framework in a future work.

VIII. CONCLUSION

In this paper, we have developed a general SGUM framework that highlights the interplay between the physical coupling and the social coupling among users. We showed that the SGUM framework can provide rich modeling flexibility and span the continuum between non-cooperative game and network utility maximization. In particular, we have studied the application in database assisted spectrum access, power control, and random access control under this framework. For the case of database assisted spectrum access, we show that the SGUM game is a potential game and always admits a socially-aware Nash equilibrium (SNE). We also design a distributed spectrum access algorithm that can achieve the SNE of the game and quantify its performance gap. We further show that the upper-bound of the performance gap decreases as the strength of social ties among users increases. For the cases of power control and random access control, we showed that there exists a unique SNE. Furthermore, as the strength of social ties increases from the minimum to the maximum, a player's SNE strategy (i.e., transmit power or access probability) migrates from the Nash equilibrium strategy in a standard non-cooperative game to the socially-optimal strategy in network utility maximization.

We are currently studying the SGUM framework with both positive and negative social ties to build a thorough understanding of the impact of altruistic and malicious behaviors on network performance and security. Beyond the supermodular/potential game approaches in this paper, one can resort to other powerful tools such as *monotone game* to characterize SNE and design distributed mechanisms accordingly. We believe that this framework will open a new door for future networking system design by exploiting social interactions.

REFERENCES

- [1] "Global mobile data traffic data forecast update 2011-2016," in *Cisco white paper*, 2012.
- [2] E. Altman, T. Boulogne, R. El-Azouzi, T. Jimenez, and L. Wynter, "A survey on networking games in telecommunications," *Computer Operation Research*, vol. 33, pp. 286–311, 2006.
- [3] D. P. Palomar and M. Chiang, "A tutorial on decomposition methods for network utility maximization," *IEEE Journal on Selected Areas in Communications*, vol. 24, pp. 1439–1451, Aug. 2006.
- [4] P.-A. Chen and D. Kempe, "Altruism, selfishness, and spite in traffic routing," in *the 9th ACM conference on Electronic commerce*, 2008.
- [5] M. Hoefer and A. Skopalik, "Altruism in atomic congestion games," in *Algorithms-ESA 2009*. Springer, 2009, pp. 179–189.
- [6] G. Kesidis, Y. Jin, A. Azad, and E. Altman, "Stable nash equilibria of ALOHA medium access games under symmetric, socially altruistic behavior," in *IEEE CDC 2010*.
- [7] I. Ashlagi, P. Krysta, and M. Tennenholtz, "Social context games," in *Internet and Network Economics*. Springer, 2008, pp. 675–683.
- [8] M. Hoefer and A. Skopalik, "Social context in potential games," in *Internet and Network Economics*. Springer, 2012, pp. 364–377.
- [9] N. Kayastha, D. Niyato, P. Wang, and E. Hossain, "Applications, architectures, and protocol design issues for mobile social networks: A survey," *Proceedings of the IEEE*, vol. 99, no. 12, pp. 2130–2158, 2011.
- [10] X. Chen, B. Proulx, X. Gong, and J. Zhang, "Exploiting social ties for cooperative d2d communications: a mobile social networking case," *IEEE/ACM Transactions on Networking*, vol. 23, no. 5, pp. 1471–1484, 2015.
- [11] X. Chen, J. Huang, and H. Li, "Adaptive channel recommendation for opportunistic spectrum access," *IEEE Transactions on Mobile Computing*, pp. 1–1, 2012.
- [12] W. Gao, Q. Li, B. Zhao, and G. Cao, "Multicasting in delay tolerant networks: a social network perspective," in *Proceedings of the tenth ACM international symposium on Mobile ad hoc networking and computing*. ACM, 2009, pp. 299–308.
- [13] P. Hui, J. Crowcroft, and E. Yoneki, "Bubble rap: Social-based forwarding in delay-tolerant networks," *IEEE TMC*, vol. 10, no. 11, pp. 1576–1589, 2011.
- [14] P. Costa, C. Mascolo, M. Musolesi, and G. P. Picco, "Socially-aware routing for publish-subscribe in delay-tolerant mobile ad hoc networks," *IEEE JSAC*, vol. 26, no. 5, pp. 748–760, 2008.
- [15] M. N. Ko, G. P. Cheek, M. Shehab, and R. Sandhu, "Social-networks connect services," *Computer*, vol. 43, no. 8, pp. 37–43, 2010.
- [16] FCC, *THIRD MEMORANDUM OPINION AND ORDER*, FCC Std., April 5, 2012.
- [17] L. Yang, H. Kim, J. Zhang, M. Chiang, and C. W. Tan, "Pricing-based decentralized spectrum access control in cognitive radio networks," *IEEE/ACM Transactions on Networking*, vol. 21, no. 2, pp. 522–535, 2013.
- [18] X. Chen and J. Huang, "Database-assisted distributed spectrum sharing," *IEEE Journal on Selected Areas in Communications*, vol. 31, no. 11, pp. 2349 – 2361, 2013.
- [19] P. Gupta and P. R. Kumar, "The capacity of wireless networks," *IEEE Transactions on Information Theory*, vol. 46, no. 2, pp. 388–404, 2000.
- [20] X. Zhou, Z. Zhang, G. Wang, X. Yu, B. Y. Zhao, and H. Zheng, "Practical conflict graphs for dynamic spectrum distribution," in *ACM SIGMETRICS*, vol. 41, no. 1. ACM, 2013, pp. 5–16.
- [21] K. N. Ramachandran, E. M. Belding-Royer, K. C. Almeroth, and M. M. Buddhikot, "Interference-aware channel assignment in multi-radio wireless mesh networks," in *INFOCOM*, vol. 6, 2006, pp. 1–12.
- [22] K. Tutschku, R. Mathar, and T. Niessen, "Interference minimization in wireless communication systems by optimal cell site selection," in *3rd European Personal Mobile Communication Conference*. Citeseer, 1999.
- [23] Z. Chen, C.-X. Wang, X. Hong, J. Thompson, S. A. Vorobyov, and D. Yuan, "Cross-layer interference mitigation for cognitive radio mimo systems," in *IEEE International Conference on Communications (ICC)*. IEEE, 2011, pp. 1–6.
- [24] D. Monderer and L. S. Shapley, "Potential games," *Games and economic behavior*, vol. 14, no. 1, pp. 124–143, 1996.
- [25] X. Chen, X. Gong, L. Yang, and J. Zhang, "Exploiting social tie structure for cooperative wireless networking: A social group utility maximization framework," Tech. Rep., 2016. [Online]. Available: <https://www.dropbox.com/s/n4td2cjc6xwyll4/ToNSGUM.pdf?dl=0>
- [26] N. Nisan, T. Roughgarden, E. Tardos, and V. V. Vazirani, *Algorithmic game theory*. Cambridge University Press Cambridge, 2007, vol. 1.
- [27] B. S. Pradelski and H. P. Young, "Learning efficient nash equilibria in distributed systems," *Games and Economic behavior*, vol. 75, no. 2, pp. 882–897, 2012.
- [28] M. Chen, S. C. Liew, Z. Shao, and C. Kai, "Markov approximation for combinatorial network optimization," in *IEEE INFOCOM*. IEEE, 2010, pp. 1–9.
- [29] S. Boyd and L. Vandenberghe, *Convex optimization*. Cambridge university press, 2004.
- [30] S. Rajagopalan and D. Shah, "Distributed algorithm and reversible network," in *42nd Annual Conference on Information Sciences and Systems*, 2008, pp. 498–502.
- [31] L. Jiang and J. Walrand, "A distributed csma algorithm for throughput and utility maximization in wireless networks," *IEEE/ACM TON*, vol. 18, no. 3, pp. 960–972, 2010.

- [32] J. Ni, B. Tan, and R. Srikant, "Q-csma: Queue-length-based csma/ca algorithms for achieving maximum throughput and low delay in wireless networks," *IEEE/ACM Transactions on Networking*, vol. 20, no. 3, pp. 825–836, 2012.
- [33] N. Hegde and A. Proutiere, "Simulation-based optimization algorithms with applications to dynamic spectrum access," in *46th Annual Conference on Information Sciences and Systems (CISS)*. IEEE, 2012, pp. 1–6.
- [34] D. A. Levin, Y. Peres, and E. L. Wilmer, *Markov chains and mixing times*. American Mathematical Soc., 2009.
- [35] M. E. Newman, D. J. Watts, and S. H. Strogatz, "Random graph models of social networks," *PANS*, vol. 99, no. Suppl 1, pp. 2566–2572, 2002.
- [36] T. Roughgarden, *Selfish routing and the price of anarchy*. MIT press, 2005.
- [37] Z. Han, D. Niyato, W. Saad, T. Basar, and A. Hjørungnes, *Game theory in wireless and communication networks*. Cambridge University Press, 2012.
- [38] E. Cho, S. A. Myers, and J. Leskovec, "Friendship and mobility: user movement in location-based social networks," in *ACM SIGKDD*, 2011, pp. 1082–1090.
- [39] J. Kunegis, "Network analysis of brightkite," in *KONECT - The Koblenz Network Collection*, 2013. [Online]. Available: http://konect.uni-koblenz.de/networks/loc-brightkite_edges
- [40] G. Scutari, S. Barbarossa, and D. P. Palomar, "Potential games: A framework for vector power control problems with coupled constraints," in *IEEE ICASSP 2006*.
- [41] U. O. Candogan, I. Menache, A. Ozdaglar, and P. A. Parrilo, "Near-optimal power control in wireless networks: a potential game approach." in *IEEE INFOCOM 2010*.
- [42] J. Huang, R. A. Berry, and M. L. Honig, "Distributed interference compensation for wireless networks," *IEEE Journal on Selected Areas in Communications*, vol. 24, no. 5, pp. 1074–1084, 2006.
- [43] L. Chen, S. H. Low, and J. C. Doyle, "Random access game and medium access control design," *IEEE/ACM Transactions on Networking (TON)*, vol. 18, no. 4, pp. 1303–1316, 2010.
- [44] H. Inaltekin and S. B. Wicker, "The analysis of nash equilibria of the one-shot random-access game for wireless networks and the behavior of selfish nodes," *IEEE/ACM Transactions on Networking*, vol. 16, no. 5, pp. 1094–1107, 2008.
- [45] G. Kesidis, Y. Jin, A. P. Azad, and E. Altman, "Stable nash equilibria of aloha medium access games under symmetric, socially altruistic behavior," in *IEEE CDC*. IEEE, 2010, pp. 1071–1075.
- [46] E. Ibidunmoye, B. Alese, and O. Ogundele, "Modeling attacker-defender interaction as a zero-sum stochastic game," *Journal of Computer Sciences and Applications*, vol. 1, no. 2, pp. 27–32, 2013.

