

# Bridging the Capacity Gap Between Interactive and One-Way Communication

Bernhard Haeupler\*  
Carnegie Mellon University  
haeupler@cs.cmu.edu

Ameya Velingker†  
Carnegie Mellon University  
avelingk@cs.cmu.edu

## Abstract

We study the communication rate of coding schemes for interactive communication that transform any two-party interactive protocol into a protocol that is robust to noise.

Recently, Haeupler [Hae14] showed that if an  $\epsilon > 0$  fraction of transmissions are corrupted, adversarially or randomly, then it is possible to achieve a communication rate of  $1 - \tilde{O}(\sqrt{\epsilon})$ . Furthermore, Haeupler conjectured that this rate is optimal for general input protocols. This stands in contrast to the classical setting of one-way communication in which error-correcting codes are known to achieve an optimal communication rate of  $1 - \Theta(H(\epsilon)) = 1 - \tilde{\Theta}(\epsilon)$ .

In this work, we show that the quadratically smaller rate loss of the one-way setting can also be achieved in interactive coding schemes for a very natural class of input protocols. We introduce the notion of *average message length*, or the average number of bits a party sends before receiving a reply, as a natural parameter for measuring the level of interactivity in a protocol. Moreover, we show that any protocol with average message length  $\ell = \Omega(\text{poly}(1/\epsilon))$  can be simulated by a protocol with optimal communication rate  $1 - \Theta(H(\epsilon))$  over an oblivious adversarial channel with error fraction  $\epsilon$ . Furthermore, under the additional assumption of access to public shared randomness, the optimal communication rate is achieved *ratelessly*, i.e., the communication rate adapts automatically to the actual error rate  $\epsilon$  without having to specify it in advance.

This shows that the capacity gap between one-way and interactive communication can be bridged even for very small (constant in  $\epsilon$ ) average message lengths, which are likely to be found in many applications.

---

\*Computer Science Department, Carnegie Mellon University. Research supported in part by NSF grant CCF-1527110 and the NSF-BSF grant “Coding for Distributed Computing.”

†Computer Science Department, Carnegie Mellon University. Part of this work was done while the author was visiting the Simons Institute for the Theory of Computing, Berkeley, CA. Research supported in part by NSF grant CCF-0963975.

# 1 Introduction

In this work, we study the communication rate of coding schemes for interactive communication that transform any two-party interactive protocol into a protocol that is robust to noise.

## 1.1 Error-Correcting Codes

The study of reliable transmission over a noisy channel was pioneered by Shannon's work in the 1940s. He and others showed that error-correcting codes allow one to add redundancy to a message, thereby transforming the message into a longer sequence of symbols, such that one can recover the original message even if some errors occur. This allows fault-tolerant transmissions and storage of information. Error-correcting codes have since permeated most modern computation and communication technologies.

One focus of study has been the precise tradeoff between redundancy and fault-tolerance. In particular, if one uses an error-correcting code that encodes a binary message of length  $k$  into a sequence of  $n$  bits, then the *communication rate* of the code is said to be  $k/n$ . One wishes to make the rate as high as possible. Shannon showed that for the random binary symmetric channel (BSC) with error probability  $\epsilon$  the (asymptotically) best achievable rate is  $C = 1 - H(\epsilon)$ , where  $H(\epsilon) = -\epsilon \log_2 \epsilon - (1 - \epsilon) \log_2 (1 - \epsilon)$  denotes the *binary entropy function*.

Another realm of interest is the case of *adversarial* errors. In this case, the communication channel corrupts at most an  $\epsilon$  fraction of the total number of bits that are transmitted. Moreover, one wishes to allow the receiver to correctly decode the message in the presence of any such error pattern. The work of Hamming shows that one can achieve a communication rate of  $R = 1 - \Theta(H(\epsilon))$ , in particular, the so-called Gilbert-Varshamov bound of  $1 - H(2\epsilon) > 1 - 2H(\epsilon)$ . Determining the optimal rate, or even just the constant hidden by the asymptotic  $\Theta(H(\epsilon))$  term, remains a major open question.

## 1.2 Interactive Communication

The work of Shannon and Hamming applies to the problem of *one-way communication*, in which one party, say Alice, wishes to send a message to another party, say Bob. However, in many applications, underlying (two-party) communications are *interactive*, i.e., Bob's response to Alice may be based on what he received from her previously and vice versa. As in the case of one-way communication, one wishes to make such interactive communications robust to noise by adding some redundancy.

At first sight, it seems plausible that one could use error-correcting codes to encode each round of communication separately. However, this does not work correctly because the channel might corrupt the codeword of one such round of communication entirely and as a result derail the entire future conversation. With the naive approach being insufficient, it is not obvious whether it is possible at all to encode interactive protocols in a way that can tolerate some small constant fraction of errors in an interactive setting. Nonetheless, Schulman [Sch92, Sch93, Sch96] showed that this is possible and numerous follow-up works over the past several years have led to a drastically better understanding of error-correcting coding schemes for interactive communications.

## 1.3 Communication Rates of Interactive Coding Schemes

Only recently, however, has this study led to results shedding light on the tradeoff between the achievable communication rate for a given error fraction or amount of noise.

Kol and Raz [KR13] gave a communication scheme for random errors that achieves a communication rate of  $1 - O(\sqrt{H(\epsilon)})$  for any alternating protocol, where  $\epsilon > 0$  is the error rate. [KR13] also developed powerful tools to prove upper bounds on the communication rate. Haeupler [Hae14] showed communication schemes that achieve a communication rate of  $1 - O(\sqrt{\epsilon})$  for any oblivious adversarial channel, including random errors, as well as a communication rate of  $1 - O(\sqrt{\epsilon \log \log(1/\epsilon)})$  for any fully adaptive adversarial channel. These results apply to alternating protocols as well as adaptively simulated non-alternating protocols (see [Hae14] for a more detailed discussions). Lastly, given [KR13], Haeupler conjectured these rates to be optimal for their respective settings. Therefore, there is an almost quadratic gap between the conjectured rate achievable in the interactive setting and the  $1 - \Theta(H(\epsilon))$  rate known to be optimal for one-way communications.

## 1.4 Results

In this paper, we investigate this communication rate gap. In particular, we show that for a natural and large class of protocols this gap disappears. Our primary focus is on protocols for *oblivious adversarial* channels. Such a channel can corrupt any  $\epsilon$  fraction of bits that are exchanged in the execution of a protocol, and the simulation is required to work, with high probability, for any such error pattern. This is significantly stronger, more interesting, and, as we will see, also much more challenging than the case of independent random errors. We remark that, in contrast to a *fully adaptive adversarial* channel, the decision whether an error happens in a given round is not allowed to depend on the transcript of the execution thus far. This seems to be a minor but crucially necessary restriction (see also Section 5).

As mentioned, the conjectured optimal communication rate of  $1 - O(\sqrt{\epsilon})$  for the oblivious adversarial setting is worse than the  $1 - O(H(\epsilon))$  communication rate achievable in the one-way communication settings. However, the conjectured upper bound seems to be tight mainly for “maximally interactive” protocols, i.e., protocols in which the party that is sending bits changes frequently. In particular, *alternating* protocols, in which Alice and Bob take turns sending a single bit, seem to require the most redundancy for a noise-resilient encoding. On the other hand, the usual one-way communication case in which one party just sends a single message consisting of several bits is an example of a “minimally interactive” protocol. It is a natural question to consider what the tradeoff is between achievable communication rate and the level of interaction that takes place. In particular, most natural real-world protocols are rarely “maximally interactive” and could potentially be simulated with communication rates going well beyond  $1 - O(\sqrt{\epsilon})$ . We seek to investigate this possibility.

Our first contribution is to introduce the notion of *average message length* as a natural measure of the interactivity of a protocol in the context of analyzing communication rates. Loosely speaking, the average message length of an  $n$ -round protocol corresponds to the average number of bits a party sends before receiving a reply from the other party. A lower average message length roughly corresponds to more interactivity in a protocol, e.g., a maximally interactive protocol has average message length 1, while a one-way protocol with no interactivity has average message length  $n$ . The formal definition of average message length appears as Definition 3.1 in Section 3.

Our second and main contribution in this paper is to show that for protocols with an average message length of at least some constant in  $\epsilon$  (but independent of the number of rounds  $n$ ) one can go well beyond the  $1 - \Theta(\sqrt{\epsilon})$  communication rate achieved by [Hae14] for channels with oblivious adversarial errors. In fact, we show that for such protocols one can actually achieve a communication rate of  $1 - \Theta(H(\epsilon))$ , matching the communication rate for one-way communication up to the (unknown) constant in the  $H(\epsilon)$  term.

**Theorem 1.1.** *For any  $\epsilon > 0$  and any  $n$ -round interactive protocol  $\Pi$  with average message length  $\ell = \Omega(\text{poly}(1/\epsilon))$ , it is possible to encode  $\Pi$  into a protocol over the same alphabet which, with probability at least  $1 - \exp(-n\epsilon^6)$ , simulates  $\Pi$  over an oblivious adversarial channel with an  $\epsilon$  fraction of errors while achieving a communication rate of  $1 - \Theta(H(\epsilon)) = 1 - \Theta(\epsilon \log(1/\epsilon))$ .*

Under the (simplifying) assumption of *public shared randomness*, our protocol can furthermore be seen to have the nice property of being *rateless*. This means that the communication rate adapts automatically and only depends on the actual error rate  $\epsilon$  without having to specify or know in advance what amount of noise to prepare for.

**Theorem 1.2.** *Suppose Alice and Bob have access to public shared randomness. For any  $\epsilon' > 0$  and any  $n$ -round interactive protocol  $\Pi$  with average message length  $\ell = \Omega(\text{poly}(1/\epsilon'))$ , it is possible to encode  $\Pi$  into protocol  $\Pi_{\text{rateless}}$  over the same alphabet such that for any true error rate  $\epsilon$ , executing  $\Pi_{\text{rateless}}$  for  $n(1 + O(H(\epsilon)) + O(\epsilon' \text{polylog}(1/\epsilon')))$  rounds simulates  $\Pi$  with probability at least  $1 - \exp(-n\epsilon'^3)$ .*

We note that one should think of  $\epsilon'$  in Theorem 1.2 as chosen to be very small, in particular, smaller than the smallest amount of noise one expects to encounter. In this case, the communication rate of the protocol simplifies to the optimal  $1 - O(H(\epsilon))$  for essentially any  $\epsilon > \epsilon'$ . The only reason for not choosing  $\epsilon'$  too small is that it very slightly increases the failure probability. As an example, choosing  $\epsilon' = o(1)$  suffices to get ratelessness for any constant  $\epsilon$  and still leads to an essentially exponential failure probability. Alternatively, one can even set  $\epsilon' = n^{-1/6}$  which leads to optimal communication rates even for tiny sub-constant true error fractions  $\epsilon > n^{-0.2}$  while still achieving a strong sub-exponential failure probability of at most  $\exp(-\sqrt{n})$ .

## 1.5 Further Related Works

Schulman was the first to consider the question of coding for interactive communication and showed that one can tolerate an adversarial error fraction of  $\epsilon = 1/240$  with an unspecified constant communication rate [Sch92, Sch93, Sch96]. Schulman's result also implies that for the easier setting of random errors, one can tolerate any error rate bounded away from  $1/2$  by repeating symbols multiple times. Since Schulman's seminal work, there has been a number of subsequent works pinning down the tolerable error fraction. For instance, Braverman and Rao [BR14] showed that any error fraction  $\epsilon < 1/4$  can be tolerated in the realm of adversarial errors, provided that one can use larger alphabet sizes, and this bound was shown to be optimal. A series of subsequent works [BE14, GH14, GHS14, EGH15, FGOS15] worked to determine the error rate region under which non-zero communication rates can be obtained for a variety of models, e.g., adversarial errors, random errors, list-decoding, adaptivity, and channels with feedback. Unlike the initial coding schemes of [Sch96] and [BR14] that relied on tree codes and as a result required exponential time computations, many of the newer coding schemes are computationally efficient [BK12, BN13, BKN14, GMS14, GH14]. All these results achieve small often unspecified constant communication rate of  $\Theta(1)$  which is fixed and independent of amount of noise. Only the works of [KR13] and [Hae14], which are already discussed above in Section 1.3 achieve a communication rate approaching 1 for error fractions going to zero.

## 2 Preliminaries

An *interactive protocol*  $\Pi$  consists of communication performed by two parties, Alice and Bob, over a channel with alphabet  $\Sigma$ . Alice has an input  $x$  and Bob has an input  $y$ , and the protocol consists of  $n$  rounds. During each round of a protocol, each party decides whether to listen or transmit a

symbol from  $\Sigma$ , based on his input and the player's *transcript* thus far. Alice's *transcript* is defined as a tuple of symbols from  $\Sigma$ , one for each round that has occurred, such that the  $i^{\text{th}}$  symbol is either (a.) the symbol that Alice sent during the  $i^{\text{th}}$  round, if she chose to transmit, or (b.) the symbol that Alice received, otherwise.

Moreover, protocols can utilize *randomness*. In the case of *private randomness*, each party is given its own infinite string of independent uniformly random bits as part of its input. In the case of *shared randomness*, both parties have access to a common infinite random string during each round. In general, our protocols will utilize private randomness, unless otherwise specified.

In a *noiseless* setting, we can assume that in any round, exactly one party speaks and one party listens. In this case, the listening party simply receives the symbol sent by the speaking party.

The *communication order* of a protocol refers to the order in which Alice and Bob choose to speak or listen. A protocol is *non-adaptive* if the communication order is fixed prior to the start of the protocol, in which case, whether a party transmits or listens depends only on the round number. A simple type of non-adaptive protocol is an *alternating* protocol, in which one party transmits during odd numbered rounds, while the other party transmits during even numbered rounds. On the other hand, an *adaptive* protocol is one in which the communication order is not fixed prior to the start; therefore, the communication order can vary depending on the transcript of the protocol. In particular, each party's decision whether to speak or listen during a round will depend on his input, randomness, as well as the transcript of the protocol thus far.

For an  $n$ -round protocol over alphabet  $\Sigma$ , one can define an associated *protocol tree* of depth  $n$ . The protocol tree is a rooted tree in which each non-leaf node of the tree has  $|\Sigma|$  children, and the outgoing edges are labeled by the elements of  $\Sigma$ . Each non-leaf node is owned by some player, and the owner of the node has a *preferred* edge that emanates from the node. The preferred edge is a function of the owner's input and any randomness that is allowed. Also, leaf nodes of the protocol tree correspond to ending states.

A proper execution of the protocol corresponds to the unique path from the root of the protocol tree to a leaf node, such that each traversed edge is the preferred edge of the parent node of the edge. In this case, each edge along the path can be viewed as a successive round in which the owner of the parent node transmits the symbol along the edge.

An example of a protocol tree is shown in Figure 1.

## 2.1 Communication Channels

For our purposes, the communication between the two parties occurs over a *communication channel* that delivers a possibly corrupted version of the symbol transmitted by the sending party. In this work, transmissions will be from a *binary* alphabet, i.e.,  $\Sigma = \{0, 1\}$ .

In a *random error channel*, each transmission occurs over a binary symmetric channel with crossover probability  $\epsilon$ . In other words, in each round, if only one party is speaking, then the transmitted bit gets corrupted with probability  $\epsilon$ .

This work mainly considers the *oblivious adversarial channel*, in which an adversary gets to corrupt at most  $\epsilon$  fraction of the total number of rounds. However, the adversary is restricted to making his decisions prior to the start of the protocol, i.e., the adversary must decide which rounds to corrupt independently of the communication history and randomness used by Alice and Bob. For each round that the adversary decides to corrupt, he can either commit a *flip* error or *replace* error. Suppose a round has one party that speaks and one party that listens. Then, a flip error means that the listening party receives the opposite of the bit that the transmitting party sends. On the other hand, a replace error requires the adversary to specify a symbol  $\alpha \in \Sigma$  for

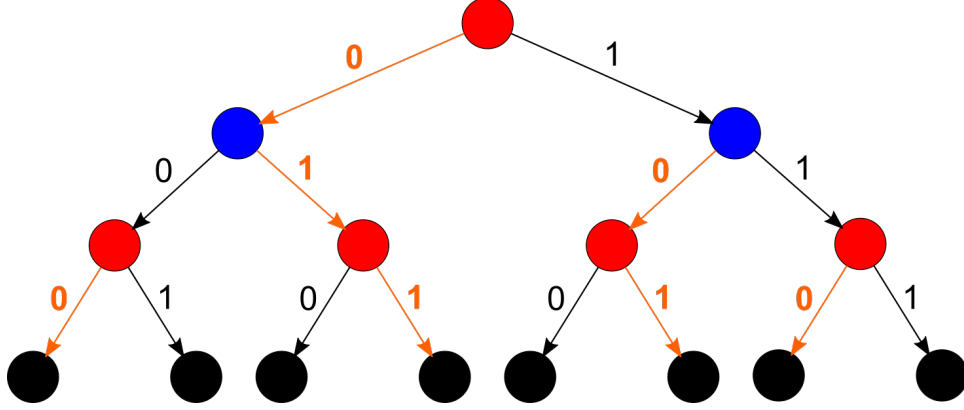


Figure 1: An example of a protocol tree for a 3-round interactive protocol. Nodes owned by Alice are colored red, while those owned by Bob are colored blue. Note that Alice always speaks during the first and third rounds, while Bob speaks during the second round. The orange edges are the set of preferred edges for some choice of inputs of Alice and Bob. In this case, a proper execution of the protocol corresponds to the path “011.”

the round. In this case, the listening party receives  $\alpha$  regardless of which symbol was sent by the transmitting party.

An adaptive adversarial channel allows an adversary to corrupt at most  $\epsilon$  fraction of the total number of rounds. However, in this case, the adversary does not have to commit to which rounds to corrupt prior to the start of the protocol. Rather, the adversary can decide to corrupt a round based on the communication history thus far, including what is being sent in the current round. Thus, in any round that the adversary chooses to corrupt in which one party transmits and one party receives, the adversary can make the listening party receive any symbol of his choice.

Note that we have not yet specified the behavior for rounds in which both parties speak or both parties listen. Such rounds can occur for *adaptive* protocols when the communication occurs over a noisy communication channel.

If both parties speak during a round, we stipulate that neither party receives any symbol during that round (since neither party is expecting to receive a symbol).

Moreover, we stipulate that in rounds during which both parties listen, the symbols received by Alice and Bob are unspecified. In other words, an arbitrary symbol may be delivered to each of the parties, and we require that the protocol work for any choice of received symbols. Alternatively, one can imagine that the adversary chooses arbitrary symbols for Alice and Bob to receive without this being counted as a corruption (i.e., a free corruption that is not counted toward the budget of  $\epsilon$  fraction of corruptions). The reason for this model is to disallow the possibility of transmitting information by using silence. An extensive discussion on the appropriateness of this error model can be found in [GHS14].

### 3 Average Message Length and Blocked Protocols

One conceptual contribution of this work is to introduce the notion of *average message length* as a natural measure of the level of interactivity of a protocol. While this paper uses it only in the context of analyzing the optimal rate of interactive coding schemes, we believe that this notion and parametrization will also be useful in other settings, such as compression. Next, we define

this notion formally.

**Definition 3.1.** The average message length  $\ell$  of an  $n$ -round interactive protocol  $\Pi$  is the minimum, over all paths in the protocol tree of  $\Pi$ , of the average length in bits of a maximal contiguous block (spoken by a single party) down the path.

More precisely, given any string  $s \in \{0, 1\}^n$ , there exist integer message lengths  $l_0, \dots, l_k > 0$  such that along the path of  $\Pi$  given by  $s$  one player (either Alice or Bob) speaks between round  $1 + \sum_{j < i} l_j$  and round  $\sum_{j \leq i} l_j$  for even  $i$  while the other speaks during the remaining intervals, i.e., those for odd  $i$ . We then define  $\ell_s$  to be the average of these message lengths  $l_0, \dots, l_k$  and define the average message length of  $\Pi$  to be minimum over all possible inputs, i.e.,  $\ell = \min_{s \in \{0, 1\}^n} \ell_s$ .

An alternate characterization of the amount of interaction in a protocol involves the number of alternations in the protocol:

**Definition 3.2.** An  $n$ -round protocol  $\Pi$  is said to be  $k$ -alternating if any path in the protocol tree of  $\Pi$  can be divided into at most  $k$  blocks of consecutive rounds such that only one person (either Alice or Bob) speaks during each block.

More precisely,  $\Pi$  is  $k$ -alternating if, given any string  $s \in \{0, 1\}^n$ , there exist  $k' \leq k$  integers  $r_0, r_1, \dots, r_{k'}$  with  $0 = r_0 < \dots < r_{k'} = n$ , such that along the path of  $\Pi$  given by  $s$ , only one player (either Alice or Bob) speaks for rounds  $r_i + 1, \dots, r_{i+1}$  for any  $0 \leq i < k'$ .

It is easy to see that the two notions are essentially equivalent, as an  $n$ -round protocol with average message length  $\ell$  is an  $(n/\ell)$ -alternating protocol, and a  $k$ -alternating  $n$ -round protocol has average message length  $n/k$ . Note that an  $n$ -round *alternating* protocol has average message length 1, while a *one-way* protocol has average message length  $n$ . The average message length can thus be seen as a natural measure for the interactivity of a protocol.

We emphasize that the average message length definition does not require message lengths to be uniform along any path or across paths. In particular, this allows for the length of a response to vary depending on what was communicated before, e.g., the statement the other party has just made—a common phenomenon in many applications. Taking as an example real-world conversations between two people, responses to statements can be as short as a simple “I agree” or much longer, depending on what the conversation has already covered and what the opinion or input of the receiving party is. Thus, a sufficiently large average message length roughly states that while the  $i^{\text{th}}$  response of a person can be short or long depending on the history of the conversation, no sequence of responses can lead to two parties going back and forth with super short statements for too long a period of time. This flexibility makes the average message length a highly applicable parameter that is reasonably large in most settings of interest. We expect it to be a very useful parametrization for questions going beyond the communication rate considered here.

However, the non-uniformity of protocols with an average message length bound can make the design and analysis of protocols somewhat harder than one would like. Fortunately, adding some dummy rounds of communication in a simple procedure we call *blocking* allows us to transform any protocol with small number of alternations into a much more regularly structured protocol which we refer to as *blocked*.

**Definition 3.3.** An  $n$ -round protocol  $\Pi$  is said to be  $b$ -blocked if for any  $1 \leq j \leq \lceil n/b \rceil$ , only one person (either Alice or Bob) speaks during all rounds  $r$  such that  $(j - 1)b < r \leq jb$ .

**Lemma 3.4.** Any  $n$ -round  $k$ -alternating protocol  $\Pi$  can be simulated by a  $b$ -blocked protocol  $\Pi'$  that consists of at most  $n + kb$  rounds.

*Proof of Lemma 3.4.* Consider the protocol tree of  $\Pi$ , where each node corresponds to a state of the protocol (with the root as the starting state) and each node has at most two edges leaving from it (labeled '0' and '1'). Moreover, each node is colored one of two colors depending on whether Alice or Bob speaks next in the corresponding state, and the edges emanating from the node are colored the same. The leaves of the protocol tree are terminating states of the protocol, and one can view any (possibly corrupted) execution of the protocol as a path from the root to a leaf of the tree, where the edge taken from any node indicates the bit that is transmitted by the sender from the corresponding state.

Now, consider any path down the protocol tree. We can group the edges of the path into maximal groups of consecutive edges of the same color. Now, if any group of edges contains a number of edges that is not a multiple of  $b$ , then we add some dummy nodes (with edges) in the middle of the group so that the new number of edges in the group is the next largest multiple of  $b$ . It is clear that if we do this for every path down the original protocol tree, then the resulting protocol tree will correspond to a protocol  $\Pi'$  that is  $b$ -blocked and simulates  $\Pi$  (i.e., each leaf of  $\Pi'$  corresponds to a leaf of  $\Pi$ ).

Moreover, note that the number of groups of edges is at most  $k$ , since  $\Pi$  is  $k$ -alternating. Also, the number of dummy nodes we add in each group is at most  $b$ . It follows that the number of nodes (and edges) down any original path of  $\Pi$  has increased by at most  $kn$  in  $\Pi'$ . Thus, the desired claim follows.  $\square$

## 4 Warmup: Interactive Coding for Random Errors

As a warmup for the much more difficult adversarial setting, we first consider the setting of random errors, as this will illustrate several ideas including blocking, the use of error-correcting codes, and how to incorporate those with known techniques in coding for interactive communication.

In this section, we suppose that each transmission of Alice and Bob occurs over a binary symmetric channel with an  $\epsilon$  probability of corruption. Recall that we wish to encode an  $n$ -round protocol  $\Pi$  into a protocol  $\Pi_{\text{enc}}^{\text{random}}$  such that with high probability over the communication channel, execution of  $\Pi_{\text{enc}}^{\text{random}}$  robustly simulates  $\Pi$ . By [Hae14], it is known that one can achieve a communication rate of  $1 - O(\sqrt{\epsilon})$ . In this section, we show how to go beyond the rate of  $1 - O(\sqrt{\epsilon})$  for protocols with at least a constant (in  $\epsilon$ ) average message length.

### 4.1 Trivial Scheme for Non-Adaptive Protocols with Minimum Message Length

The first coding scheme we present for completeness is a completely trivial and straight forward application of error correcting codes which works for *non-adaptive* protocols  $\Pi$  with a guaranteed *minimum* message length. In particular, the coding scheme achieves a communication rate of  $1 - O(H(\epsilon))$  for non-adaptive protocols with minimum message length  $\Omega((1/\epsilon) \log n)$ .

In particular, we assume that  $\Pi$  is a non-adaptive  $n$ -round protocol with message lengths of size  $b_1, b_2, \dots, b_k$ , i.e., Alice sends  $b_1$  bits, then Bob sends  $b_2$  bits, and so on. Moreover, we assume that  $b_1, b_2, \dots, b_k \geq b$ , where  $b = \Omega((1/\epsilon) \log n)$  is the minimum message length.

Now, we can form the encoded protocol  $\Pi_{\text{enc}}^{\text{random}}$  by simply having the transmitting party replace its intended message in  $\Pi$  (of  $b_i$  bits) with the encoding (of length, say,  $b'_i$ ) of the message under an error-correcting code of minimum relative distance  $\Omega(\epsilon)$  and rate  $1 - O(H(\epsilon))$  and then transmitting the resulting codeword. The receiver then decodes the word according to the nearest codeword of the appropriate error-correcting code.



Note that for any given message (codeword) of length  $b'_i$ , the expected number of corruptions due to the channel is  $\epsilon b'_i$ . Thus, by Chernoff bound, the probability that the corresponding codeword is corrupted beyond half the minimum distance of the relevant error-correcting code is  $e^{-\Omega(\epsilon b')} = n^{-\Omega(1)}$ . Since  $k = O(n/b) = O(n\epsilon/\log n)$ , the union bound implies that the probability that any of the  $k < n$  messages is corrupted beyond half the minimum distance is also  $n^{-\Omega(1)}$ . Thus, with probability  $1 - n^{-\Omega(1)}$ ,  $\Pi_{\text{enc}}^{\text{random}}$  simulates the original protocol without error. Moreover, the overall communication rate is clearly  $1 - O(H(\epsilon))$  due to the choice of the error-correcting codes.

**Remark 4.1.** Note that the aforementioned trivial coding scheme has the disadvantage of working only for nonadaptive protocols with a certain minimum message length, which is a much stronger assumption than average message length. In Section 4.2, we show how to get around this problem by converting the input protocol to a blocked protocol.

Another problem with the coding scheme is that the minimum message length is required to be  $\Omega_\epsilon(\log n)$ . This is in order to ensure that the probability of error survives a union bound, as the trivial coding scheme has no mechanism for recovering if a particular message gets corrupted. This also results in a success probability of only  $1 - 1/\text{poly}(n)$  instead of the  $1 - \exp(-n)$  one would like to have for a coding scheme. Section 4.2 shows how to rectify both problems by combining the reduced error probability of a error correcting code failing with any existing interactive coding scheme, such as [Hae14].

## 4.2 Coding Scheme for Protocols with Average Message Length of $\Omega(\log(1/\epsilon)/\epsilon^2)$

In this section, we build on the trivial scheme discussed earlier to provide an improved coding scheme that handles any protocol  $\Pi$  with an *average message length* of at least  $\ell = \Omega(\log(1/\epsilon)/\epsilon^2)$ .

The first step will be to transform  $\Pi$  into a protocol that is blocked. Note that the  $\Pi$  is a  $k$ -alternating protocol, where  $k = n/\ell = O(n\epsilon^2/\log(1/\epsilon))$ . Thus, by Lemma 3.4, we can transform  $\Pi$  into a  $b$ -blocked protocol  $\Pi_{\text{blk}}$ , for  $b = \Theta(\log(1/\epsilon)/\epsilon)$ , such that  $\Pi_{\text{blk}}$  simulates  $\Pi$  and consists of  $n_b = n + kb = n(1 + O(\epsilon))$  rounds.

Now, we view  $\Pi_{\text{blk}}$  as a  $q$ -ary protocol with  $n_b/b$  rounds, where  $q = 2^b$ . This can be done by grouping the symbols in each  $b$ -sized block as a single symbol from an alphabet of size  $q$ . Next, we can use the coding scheme of [Hae14] in a blackbox manner to encode this  $q$ -ary protocol as a  $q$ -ary protocol  $\Pi'$  with  $\frac{n_b}{b}(1 + \Theta(\sqrt{\epsilon'}))$  rounds such that  $\Pi'$  simulates  $\Pi$  under oblivious random errors with error fraction  $\epsilon'$  (i.e., each  $q$ -ary symbol is corrupted (in any way) with an independent probability of at most  $\epsilon'$ ). We pick  $\epsilon' = \epsilon^4$ .

Finally, we transform  $\Pi'$  into a *binary* protocol  $\Pi_{\text{enc}}^{\text{random}}$  as follows: We expand each  $q$ -ary symbol of  $\Pi'$  back into a sequence of  $b$  bits and then expand the  $b$  bits into  $b' > b$  bits using an error-correcting code. In particular, we use an error-correcting code  $\mathcal{C} : \{0, 1\}^b \rightarrow \{0, 1\}^{b'}$  with block length  $b' = b + (2c + \delta) \log^2(1/\epsilon)$  and minimum distance  $2c \log(1/\epsilon)$  for appropriate constants  $c, \delta$  (such a code is guaranteed to exist by the Gilbert-Varshamov bound). Thus,  $\Pi_{\text{enc}}^{\text{random}}$  is a  $b'$ -blocked binary protocol with  $n_b \cdot \frac{b'}{b}(1 + \Theta(\sqrt{\epsilon'})) = n(1 + O(\epsilon \log(1/\epsilon)))$  rounds. Moreover, each  $b'$ -sized block of  $\Pi_{\text{enc}}^{\text{random}}$  simply simulates each  $q$ -ary symbol of  $\Pi'$  and the listening party simply decodes the received  $b'$  bits to the nearest codeword of  $\mathcal{C}$ .

To see that  $\Pi_{\text{enc}}^{\text{random}}$  successfully simulates  $\Pi$  in the presence of random errors with error fraction  $\epsilon$ , observe that a  $b'$ -block is decoded incorrectly if and only if more than  $d/2$  of the  $b'$  bits are corrupted. By the Chernoff bound, the probability of such an event is  $< \epsilon^4$  (for appropriate choice of  $c, \delta$ ). Thus, since  $\Pi'$  is known to simulate  $\Pi$  under oblivious errors with error fraction  $\epsilon^4$ , it follows that  $\Pi_{\text{enc}}^{\text{random}}$  satisfies the desired property.

## 5 Conceptual Challenges and Key Ideas

In this section, we wish to provide some intuition for the difficulties in surpassing the  $1 - \Theta(\sqrt{\epsilon})$  communication rate for interactive coding when dealing with non-random errors. We do this because the adversarial setting comes with a completely new set of challenges that are somewhat subtle but nonetheless fundamental. As such, the techniques used in the previous section for interactive coding under random errors still provide a good introduction to some of the building blocks in the framework we use to deal with the adversarial setting, but they are not sufficient to circumvent the main technical challenges. Indeed, we show in this section that the adversarial setting inherently requires several completely new techniques to beat the  $1 - \Theta(\sqrt{\epsilon})$  communication rate barrier.

We begin by noting that all existing interactive coding schemes encode the input protocol  $\Pi$  into a protocol  $\Pi'$  with a certain type of structure: There are some, *a priori* specified, communication rounds which simulate rounds of the original protocol (i.e., result in a walk down the protocol tree of  $\Pi$ ), while other rounds constitute *redundant information* which is used for error correction. In the case of protocols that use hashing (e.g., [Hae14], [KR13]), this is directly apparent in their description, as rounds in which hashes and control information are communicated constitute redundant information. However, this is also the case for all protocols based on tree codes (e.g., [BR14, GHS14, GH14]): To see this, note that in such protocols, one can simply use an underlying tree code that is linear and systematic, with the non-systematic portion of the tree code then corresponding to redundant rounds.

We next present an argument which shows that, due to the above structure, no existing coding scheme can break the natural  $1 - \Omega(\sqrt{\epsilon})$  communication rate barrier, even for protocols with near-linear  $o(n)$  average message lengths. This will also provide some intuition about what is required to surpass this barrier.

Suppose that for a (randomized)  $n$ -round communication protocol  $\Pi$ , the simulating protocol  $\Pi'$  has the above structure and a communication rate of  $1 - \epsilon'$ . The simulation  $\Pi'$  thus consists of exactly  $N = n/(1 - \epsilon')$  rounds. Note that, since every simulation must have at least  $n$  non-redundant rounds, the fraction of redundant rounds in  $\Pi'$  can be at most  $\epsilon'$ . Given that the position of the redundant rounds is fixed, it is therefore possible to find a window of  $(\epsilon/\epsilon')N$  consecutive rounds in  $\Pi'$  which contain at most  $\epsilon N$  redundant rounds, i.e., an  $\epsilon'$  fraction. Now, consider an oblivious adversarial channel that corrupts all the redundant information in the window along with a few extra rounds. Such an adversary renders any error correction technique useless, while the few extra errors derail the unprotected parts of the communication, thereby rendering essentially all the non-redundant information communicated in this window useless as well—all while corrupting essentially only  $\epsilon N$  rounds in total. This implies that in the remaining  $N - (\epsilon/\epsilon')N$  communication rounds outside of this window, there must be at least  $n$  non-redundant rounds in order for  $\Pi'$  to be able to successfully simulate  $\Pi$ . However, it follows that  $N - (\epsilon/\epsilon')N \geq n = N(1 - \epsilon')$  which simplifies to  $1 - (\epsilon/\epsilon') \geq 1 - \epsilon'$ , or  $\epsilon'^2 \geq \epsilon$ , implying that the communication rate of  $1 - \epsilon'$  can be at most  $1 - \Omega(\sqrt{\epsilon})$ , where  $\epsilon$  is the fraction of errors applied by the channel.

One can note that a main reason for the  $1 - \Omega(\sqrt{\epsilon})$  limitation in the above argument is that the adversary can target the rounds with redundant information in the relevant window. For instance, in the interactive coding scheme of [Hae14], the rounds with control information are in predetermined positions of the encoded protocol, and so, the adversary knows exactly which locations to corrupt.

Our idea for overcoming the aforementioned limitations in the case of an *oblivious* adversarial channel is to employ some type of **information hiding** to hide the locations of the redundant rounds carrying control/verification information. In particular, we randomize the locations of

control information bits within the output protocol, which allows us to guard against attacks that target solely the redundant information. In order to allow for this synchronized randomization in the standard *private randomness* model assumed in this paper, Alice and Bob use the standard trick of first running an error-corrected randomness exchange procedure that allows them to establish some shared randomness hidden from the oblivious adversary that can be used for the rest of the simulation. Note that this inherently does not work for a *fully adaptive* adversary, as the adversary can adaptively choose which locations to corrupt based on any randomness that has been shared over the channel. In fact, we believe that beating the  $1 - \Omega(\sqrt{\epsilon})$  communication rate barrier against fully adaptive adversaries may be fundamentally impossible for precisely this reason.

Information hiding, while absolutely crucial, does not, however, make use of a larger average message length which, according to the conjectures of [Hae14], is necessary to beat the  $1 - \Omega(\sqrt{\epsilon})$  barrier. The idea we use for this, as already demonstrated in Section 4, is the use of blocking and the subsequent application of error-correcting codes on each such block.

Unfortunately, the same argument as given above shows that a straightforward application of *block* error-correcting codes, as done in Section 4, cannot work against an oblivious adversarial channel. The reason is that in such a case, an application of *systematic* block error-correcting codes would be possible as well, and such codes again have pre-specified positions of redundancy which can be targeted by the adversarial channel. In particular, one could again disable all redundant rounds including the non-systematic parts of block error-correcting codes in a large window of  $(\epsilon/\epsilon')N$  rounds and make the remaining communication useless with few extra errors. More concretely, suppose that one simply encodes all blocks of data with a standard block error-correcting code. For such block codes, one needs to specify *a priori* how much redundancy should be added, and the natural direction would be to set the relative distance to, say,  $100\epsilon$  given that one wants to prepare against an error rate of  $\epsilon$ . However, this would allow the adversary to corrupt a constant fraction (e.g.,  $1/200$ ) of error correcting codes beyond their distance, thus making a constant fraction of the communicated information essentially useless. This would lead to a communication rate of  $1 - \Theta(1)$ . It can again be easily seen that in this tradeoff, the best fixed relative distance one can choose for block error-correcting codes is essentially  $\sqrt{\epsilon}$ , which would lead to a rate loss of  $H(\sqrt{\epsilon})$  for the error-correcting codes but would also allow the adversary to corrupt at most a  $\sqrt{\epsilon}$  fraction of all codewords. This would again lead to an overall communication rate of  $1 - \tilde{\Omega}(\sqrt{\epsilon})$ .

Our solution to the hurdle of having to commit to a fixed amount of redundancy in advance is to use **rateless error-correcting codes**. Unlike block error-correcting codes with fixed block length and minimum distance, rateless codes encode a message into a potentially *infinite* stream of symbols such that having access to enough uncorrupted symbols allows a party to decode the desired message with a resulting communication rate that *adapts* to the true error rate without requiring *a priori* knowledge of the error rate. Since it is not possible for Alice and Bob to know in advance which data bits the adversary will corrupt, rateless codes allow them to adaptively adjust the amount of redundancy for each communicated block, thereby allowing the correction of errors without incurring too great a loss in the overall communication rate.

## 6 Main Result: Interactive Coding for Oblivious Adversarial Errors

In this section, we develop our main result. We remind the reader that in the oblivious adversarial setting assumed throughout the rest of this paper, the adversary is allowed to corrupt up to an  $\epsilon$  fraction of the total number of bits exchanged by Alice and Bob. The adversary commits to the locations of these bits before the start of the protocol. Alice and Bob will use randomness in their encoding, and one asks for a coding scheme that allows Alice and Bob to recover the transcript

of the original protocol with exponentially high probability in the length of the protocol (over the randomness that Alice and Bob use) for any fixed error pattern chosen by the adversary.

For simplicity in exposition, we assume that the input protocol is *binary*, so that the simulating output protocol will also be binary. However, the results hold virtually as-is for protocols over larger alphabet. We first provide a high-level overview of our construction of an encoded protocol. The pseudocode of the algorithm appears in Figure 3.

## 6.1 High-Level Description of Coding Scheme

Let us describe the basic structure of our interactive coding scheme. Suppose  $\Pi$  is an  $n$ -round binary input protocol with average message length  $\ell \geq \text{poly}(1/\epsilon)$ . Using Lemma 3.4, we first produce a  $B$ -blocked binary protocol  $\Pi_{\text{blk}}$  with  $n'$  rounds that simulates  $\Pi$ .

Our encoded protocol  $\Pi_{\text{enc}}^{\text{oblivious}}$  will begin by having Alice and Bob performing a *randomness exchange procedure*. More specifically, Alice will generate some number of bits from her private randomness and encode the random string using an error-correcting code of an appropriate rate and distance. Alice will then transmit the encoding to Bob, who can decode the received string. This allows Alice and Bob to maintain *shared random bits*. The randomness exchange procedure is described in further detail in Section 6.3.

Next,  $\Pi_{\text{enc}}^{\text{oblivious}}$  will simulate the  $B$ -sized blocks (which we call *B-blocks*) of  $\Pi_{\text{blk}}$  in order in a structured manner. Each  $B$ -block will be encoded as a string of  $2B$  bits using a *rateless code*, and the encoded string will be divided into *chunks* of size  $b < B$ . For a detailed discussion on the encoding procedure via rateless codes, see Section 6.4.

Now,  $\Pi_{\text{enc}}^{\text{oblivious}}$  will consist of a series of  $N_{\text{iter}}$  *iterations*. Each iteration consists of transmitting  $b'$  rounds, and we call such a  $b'$ -sized unit a *mini-block*, where  $b' > b$ . Each mini-block will consist of  $b$  *data bits*, as well as  $b' - b$  bits of *control information*. The data bits in successive mini-blocks will taken from the successive  $b$ -sized chunks obtained by the encoding under the rateless code. Meanwhile, the control information bits are sent by Alice and Bob in order to check whether they are in sync with each other and to allow a *backtracking* mechanism to tack place if they are not.

For a particular  $B$ -block that is being simulated, mini-blocks keep getting sent until the receiving party of the  $B$ -block is able to decode the correct  $B$ -block, after which Alice and Bob move on to the next  $B$ -block in  $\Pi$ .

In addition to data bits, each mini-block also contains  $b' - b$  bits of control information. A party's unencoded control information during a mini-block consists of some hashes of his view of the current state of the protocol as well as some backtracking parameters. The aforementioned quantities are encoded using a hash for verification as well as an error-correcting code. Each party sends his encoded control information as part of each mini-block. The locations of the control information within each mini-block will be randomized for the sake of *information hiding*, using bits from the shared randomness of Alice and Bob. This is described in further detail in Section 6.5. Moreover, we note that the hashes used for the control information in each mini-block are seeded using bits from the shared randomness. The structure of each mini-block is shown in Figure 2.

After each iteration, Alice and Bob try to decode each other's control information in order to determine whether they are in sync. If not, the parties decide whether to backtrack in a controlled manner (see Section 6.6 for details).

Throughout the protocol, Alice maintains a *block index*  $c_A$  (which indicates which block of  $\Pi_{\text{blk}}$  she believes is currently being simulated), a *chunk counter*  $j_A$ , a *transcript* (of the blocks in  $\Pi_{\text{blk}}$  that have been simulated so far)  $T_A$ , a *global counter*  $m$  (indicating the number of the current iteration), a *backtracking parameter*  $k_A$ , as well as a *sync parameter*  $\text{sync}_A$ . Similarly, Bob maintains  $c_B$ ,  $j_B$ ,  $T_B$ ,  $m$ ,  $k_B$ , and  $\text{sync}_B$ .

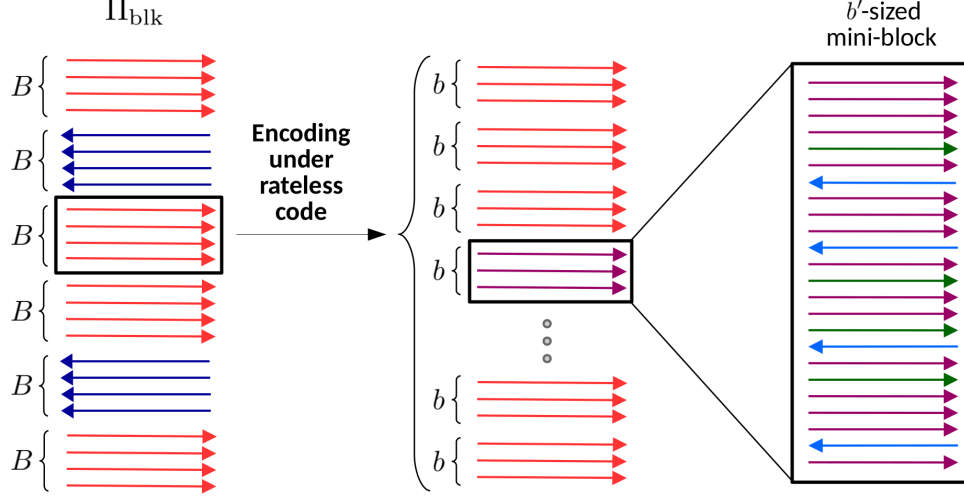


Figure 2: Each  $B$ -block of  $\Pi_{\text{blk}}$  gets encoded into chunks of size  $b$  using a rateless code. Every  $b'$ -sized mini-block in  $\Pi_{\text{enc}}^{\text{oblivious}}$  consists of the  $b$  bits of such a chunk, along with  $(b' - b)/2$  bits of Alice's control information and  $(b' - b)/2$  bits of Bob's control information. The positions of the control information within a mini-block are randomized. Note that rounds with Alice's control information are in green, while rounds with Bob's control information are in light blue.

## 6.2 Parameters

We now set the parameters of the protocol. For convenience, we will define a *loss parameter*  $\epsilon' < \epsilon$ . Our interactive coding scheme will incur a rate loss of  $\Theta(\epsilon' \text{polylog}(1/\epsilon'))$ , in addition to the usual rate loss of  $\Theta(H(\epsilon))$ . Alice and Bob are free to decide on an  $\epsilon'$  based on what rate loss they are willing to tolerate in the interactive coding scheme. In particular, note that if  $\epsilon' = \Theta(\epsilon^2)$ , then the rate loss of  $\Theta(\epsilon' \text{polylog}(1/\epsilon'))$  is overwhelmed by  $\Theta(H(\epsilon))$ . For the purposes of Theorem 1.1, it will suffice to take  $\epsilon' = \Theta(\epsilon^2)$  at the end, but for the sake of generality, we maintain  $\epsilon'$  as a separate parameter.

We now take the average message length threshold to be  $\Omega(1/\epsilon'^3)$ , i.e., we assume that our input protocol  $\Pi$  has average message length  $\ell = \Omega(1/\epsilon'^3)$ . Then,  $\Pi$  has at most  $\text{alt} = n/\ell = O(n\epsilon'^3)$  alternations. Moreover, we take  $B = \Theta(1/\epsilon'^2)$  and  $b = s = \Theta(1/\epsilon')$ , with  $B = sb$ . Then, by Lemma 3.4, note that  $n' \leq n + \text{alt} \cdot B = n(1 + O(\epsilon'))$ .

We also take  $b' = b + 2c \log(1/\epsilon')$ , so that within each  $b'$ -sized mini-block, each party transmits  $c \log(1/\epsilon')$  bits of (encoded) control information.

Finally, we take  $N_{\text{iter}} = \frac{n'}{b} (1 + \Theta(\epsilon \log(1/\epsilon)))$  iterations. This will guarantee, with high probability, that at the end of the protocol, Alice and Bob have successfully simulated all blocks of  $\Pi_{\text{blk}}$ , and therefore,  $\Pi$ . Also, it should be noted that we append trivial blocks of zeros (sent by, say, Alice) to the end of  $\Pi_{\text{blk}}$  to simulate in case  $\Pi_{\text{enc}}^{\text{oblivious}}$  ever runs out of blocks of  $\Pi_{\text{blk}}$  to simulate (because it has reached the bottom of the protocol tree) before  $N_{\text{iter}}$  iterations of  $\Pi_{\text{enc}}^{\text{oblivious}}$  have been executed.

## 6.3 Randomness Exchange

Alice and Bob will need to have some number of shared random bits throughout the course of the protocol. The random bits will be used for two main purposes: *information hiding* and *seeding hash functions*, which will be discussed in Section 6.5. As it turns out, it will suffice for Alice and Bob to have  $l' = O(n\epsilon' \text{polylog}(1/\epsilon'))$  shared random bits for the entirety of the protocol, using some

additional tricks.

Thus, in the private randomness model, it suffices for Alice to generate the necessary number of random bits and transmit them to Bob using an error-correcting code. More precisely, Alice generates a uniformly random string  $\text{str} \in \{0, 1\}^{l'}$ , uses an error-correcting code  $\mathcal{C}^{\text{exchange}} : \{0, 1\}^{l'} \rightarrow \{0, 1\}^{10\epsilon N_{\text{iter}} b'}$  of relative distance  $2/5$  to encode  $\text{str}$ , and transmits the encoded string to Bob. Since the adversary can corrupt only at most  $\epsilon$  fraction of all bits, the transmitted string cannot be corrupted beyond half the minimum distance of  $\mathcal{C}^{\text{exchange}}$ . Hence, Bob can decode the received string and determine  $\text{str}$ .

Note that the exchange of randomness via the codeword in  $\mathcal{C}^{\text{exchange}}$  results in a rate loss of  $\Theta(\epsilon)$ , which is still overwhelmed by  $\Theta(H(\epsilon))$ .

## 6.4 Sending Data Bits Using “Rateless” Error-Correcting Codes

To transmit data from blocks of  $\Pi_{\text{blk}}$ , we will use an error-correcting code that has incremental distance properties. One can think of this as a rateless code with minimum distance properties. Recall that  $b = s = \Theta(1/\epsilon')$  and  $B = sb$ . In particular, we require an error-correcting code  $\mathcal{C}^{\text{rateless}} : \{0, 1\}^B \rightarrow \{0, 1\}^{2B}$  for which the output is divided into  $2s$  chunks of  $b$  bits each such that the code restricted to any contiguous block (with cyclic wrap-around) of  $> s$  chunks has a certain guaranteed minimum distance. The following lemma guarantees the existence of such a code.

**Lemma 6.1.** *For sufficiently large  $b, s$ , there exists an error-correcting code  $\mathcal{C} : \{0, 1\}^{sb} \rightarrow \{0, 1\}^{2sb}$  such that for any  $a = 0, 1, \dots, 2s - 1$  and  $j = s + 1, s + 2, \dots, 2s$ , the code  $\mathcal{C}_{a,j} : \{0, 1\}^{sb} \rightarrow \{0, 1\}^{jb}$  formed by restricting  $\mathcal{C}$  to the bits  $ab, ab + 1, \dots, ab + jb - 1$  (modulo  $2sb$ ) has relative distance at least  $\delta_j = H^{-1}\left(\frac{j-s}{j} - \frac{1}{4s}\right)$ , while  $\mathcal{C}$  has relative distance at least  $\delta_{2s} = \frac{1}{15}$ . (Here,  $H^{-1}$  denotes the unique inverse of  $H$  that takes values in  $[0, 1/2]$ .)*

*Proof of Lemma 6.1.* We use a slight modification of the random coding argument that is often used to establish the Gilbert-Varshamov bound. Suppose we pick a random linear code. For  $s < j \leq 2s$ , let us consider the probability  $P_{a,j}$  that the resulting  $\mathcal{C}_{a,j}$  does not have relative distance at least  $\delta_j$ . Consider any codeword  $y \in \{0, 1\}^{jb}$  in  $\mathcal{C}_{a,j}$ . The probability that  $y$  has Hamming weight less than  $\delta_j$  is at most  $2^{-jb(1-H(\delta_j))}$ . Thus, by the union bound, we have that the probability that  $\mathcal{C}_{a,j}$  contains a codeword of Hamming weight less than  $\delta_j$  is at most

$$\begin{aligned} P_{a,j} &= 2^{sb} \cdot 2^{-jb(1-H(\delta_j))} = 2^{sb-jb\left(1-\frac{j-s}{j}+\frac{1}{4s}\right)} \\ &= 2^{-jb/4s} \\ &\leq 2^{-b/4}. \end{aligned}$$

Similarly,  $P$ , the probability that  $\mathcal{C}$  contains a codeword of Hamming weight less than  $\frac{2}{15}s$ , is at most

$$P \leq 2^{sb} \cdot 2^{-2sb(1-H(2/15))} \leq 2^{-sb/4} \leq 2^{-b/4}.$$

Therefore, by another application of the union bound, the probability that some  $\mathcal{C}_{a,j}$  or  $\mathcal{C}$  does not have the required relative distance is at most

$$P + \sum_{\substack{0 \leq a \leq 2s-1 \\ s < j \leq 2s}} P_{a,j} \leq (2s^2 + 1) \cdot 2^{-b/4} < 1$$

for sufficiently large  $b, s$ . □

**Remark 6.2.** For our purposes,  $b = s = \Theta(1/\epsilon')$ . Therefore, for suitably small  $\epsilon' > 0$ , there exists such an error-correcting code  $C$  as guaranteed by Lemma 6.1. Moreover, it is possible to find a such a code by brute force in time  $\text{poly}(1/\epsilon')$ .

Thus, Alice and Bob can agree on a fixed error-correcting code  $C^{\text{rateless}}$  of the type guaranteed by Lemma 6.1 prior to the start of the algorithm. Now, let us describe how data bits are sent during the iterations of  $\Pi_{\text{enc}}^{\text{oblivious}}$ . The blocks of  $\Pi_{\text{enc}}^{\text{oblivious}}$  are simulated in order as follows.

First, suppose Alice's block index  $c_A$  indicates a  $B$ -block in  $\Pi_{\text{blk}}$  during which Alice is the sender. Then in  $\Pi_{\text{enc}}^{\text{oblivious}}$ , Alice will transmit up to a maximum of  $2s$  chunks (of size  $b$ ) that will encode the data  $x$  from that block. More specifically, Alice will compute  $y = C^{\text{rateless}}(x) \in \{0, 1\}^{2B}$  and decompose it as  $y = y_0 \circ y_1 \circ \dots \circ y_{2s-1}$ , where  $\circ$  denotes concatenation and  $y_0, y_1, \dots, y_{2s-1} \in \{0, 1\}^b$ .

Recall that each mini-block of  $\Pi_{\text{enc}}^{\text{oblivious}}$  contains  $b$  data bits (in addition to  $b' - b$  control bits). Thus, Alice can send each  $y_i$  as the data bits of a mini-block. The chunk that Alice sends in a given iteration depends on the global counter  $m$ . In particular, Alice always sends the chunk  $y_{m \bmod 2s}$ . Moreover, Alice keeps a chunk counter  $j_A$ , which is set to 0 during the first iteration in which she transmits a chunk from  $y$  and then increases by 1 during each subsequent iteration (until  $j_A = 2s$ , at which point  $j_A$  stops increasing).

On the other hand, suppose Alice's block index  $c_A$  indicates a  $B$ -block in  $\Pi_{\text{blk}}$  during which Alice is the receiver. Then, Alice listens for data during each mini-block. Alice stores her received  $b$ -sized chunks as  $\tilde{g}_0, \tilde{g}_1, \dots$  and increments her chunk counter  $j_A$  after each iteration to keep track of how many chunks she has stored, along with  $a$ , an index indicating which  $y_a$  she expects the first chunk  $\tilde{g}_0$  to be. Once Alice has received more than  $s$  chunks (i.e.,  $j_A > s$ ), she starts to keep an estimate  $\tilde{x}$  of the data  $x$  that Bob is sending that Alice has by decoding  $\tilde{g}_0 \circ \tilde{g}_1 \circ \dots \circ \tilde{g}_{j_A-1}$  to the nearest codeword of  $C_{a, j_A}^{\text{rateless}}$ . This estimate is updated after each subsequent iteration. As soon as Alice undergoes an iteration in which she receives valid control information suggesting that  $\tilde{x} = x$  (if Alice's estimate  $\tilde{x}$  matches the hash of  $x$  that Bob sends as control information, see Section 6.5), she advances her block index  $c_A$  and appends her transcript  $T_A$  with  $\tilde{x}$ .

Note that it is possible that  $j_A$  reaches  $2s$  and Alice has not yet received valid control information suggesting that he has decoded  $x$ . In this case, Alice resets  $j_A$  to 0 and also resets  $a$  to the current value of  $m$ , thereby restarting the listening process. Also, during any iteration, if Alice receives control information suggesting that  $j_B < j_A$  (i.e., Alice has been listening for a greater number of iterations than Bob has been transmitting), then again, Alice resets  $j_A$  and  $a$  and restarts the process.

**Remark 6.3.** The key observation is that using a rateless code allows the amount of redundancy in data that the sender sends to adapt to the number of errors being introduced by the adversary, rather than wasting redundant bits or not sending enough of them.

## 6.5 Control Information

Alice's unencoded control information in the  $m^{\text{th}}$  iteration consists of (1.) a hash  $h_{A,c}^{(m)} = \text{hash}(c_A, S)$  of the block index  $c_A$ , (2.) a hash  $h_{A,x}^{(m)} = \text{hash}(x, S)$  of the data in the current block of  $\Pi_{\text{blk}}$  being communicated, (3.) a hash  $h_{A,k}^{(m)} = \text{hash}(k_A, S)$  of the backtracking parameter  $k_A$ , (4.) a hash  $h_{A,T}^{(m)} = \text{hash}(T_A, S)$  of Alice's transcript  $T_A$ , (5.) a hash  $h_{A,\text{MP1}}^{(m)} = \text{hash}(T_A[1, \text{MP1}], S)$  of Alice's transcript up till the first meeting point, (6.) a hash  $h_{A,\text{MP2}}^{(m)} = \text{hash}(T_A[1, \text{MP2}], S)$  of Alice's transcript up till the second meeting point, (7.) the chunk counter  $j_A$ , and (8.) the sync parameter  $\text{sync}_A$ . Here,

$S$  refers to a string of fresh random bits used to seed the hash functions (note that  $S$  is different for each instance). Thus, we write Alice's unencoded control information as

$$\text{ctrl}_A^{(m)} = \left( h_{A,c}^{(m)}, h_{A,x}^{(m)}, h_{A,k}^{(m)}, h_{A,T}^{(m)}, h_{A,MP1}^{(m)}, h_{A,MP2}^{(m)}, j_A, \text{sync}_A \right).$$

Bob's unencoded control information  $\text{ctrl}_B^{(m)}$  is similar in the analogous way.

For the individual hashes, we can use the following Inner Product hash function  $\text{hash} : \{0, 1\}^l \times \{0, 1\}^r \rightarrow \{0, 1\}^p$ , where  $r = lp$ :

$$\text{hash}(X, R) = (\langle X, R_{[1,l]} \rangle, \langle X, R_{[l+1,2l]} \rangle, \dots, \langle X, R_{[lp-(l-1),lp]} \rangle),$$

where the first argument  $X$  is the quantity to be hashed, and the second argument  $R$  is a random seed. This choice of hash function guarantees the following property:

**Property 6.1.** *For any  $X, Y \in \{0, 1\}^l$  such that  $X \neq Y$ , we have that  $\Pr_{R \sim \text{Unif}(\{0,1\}^r)}[\text{hash}(X, R) = \text{hash}(Y, R)] \leq 2^{-p}$ .*

Now, we wish to take output size  $p = O(\log(1/\epsilon'))$  for each of the hashes so that the total size of each party's control information in any iteration is  $O(\log(1/\epsilon'))$ . Note that some of the quantities we hash (e.g.,  $T_A, T_B$ ) actually have size  $l = \Omega(n)$ . Thus, for the corresponding hash function, we would naively require  $r = lp = \Omega(n \log(1/\epsilon'))$  fresh bits of randomness for the seed (per iteration), for a total of  $\Omega(N_{\text{iter}} n \log(1/\epsilon'))$  bits of randomness. However, as described in Section 6.3, Alice and Bob only have access to  $O(n\epsilon' \text{polylog}(1/\epsilon'))$  bits of shared randomness!

To get around this problem, we make use of  $\delta$ -biased sources to minimize the amount of randomness we need. In particular, we can use the  $\delta$ -biased sample space of [NN93] to stretch  $\Theta(\log(L/\delta))$  independent random bits into a string of  $L = \Theta(N_{\text{iter}} n \log(1/\epsilon'))$  pseudorandom bits that are  $\delta$ -biased. We take  $\delta = 2^{-\Theta(N_{\text{iter}} \cdot p)}$ . The sample space guarantees that the  $L$  pseudorandom bits are  $\delta^{\Theta(1)}$ -statistically close to being  $k$ -wise independent for  $k = \log(1/\delta) = \Theta(N_{\text{iter}} \cdot p) = \Theta(N_{\text{iter}} \log(1/\epsilon'))$ . Moreover, the Inner Product Hash Function satisfies the following modified collision property, which follows trivially from Property 6.1 and the definition of  $\delta$ -bias:

**Property 6.2.** *For any  $X, Y \in \{0, 1\}^l$  such that  $X \neq Y$ , we have that  $\Pr_R[\text{hash}(X, R) = \text{hash}(Y, R)] \leq 2^{-p} + \delta$ , where  $R$  is sampled from a  $\delta$ -biased source.*

As it turns out, this property is good enough for our purposes. Thus, after the randomness exchange, Alice and Bob can simply take  $\Theta(\log(L/\delta))$  bits from  $\text{str}$  and stretch them into an  $L$ -bit string  $\text{str}_{\text{stretch}}$  as described. Then, for each iteration, Alice and Bob can simply seed their hash functions using bits from  $\text{str}_{\text{stretch}}$ .

### 6.5.1 Encoding and Decoding Control Information

Recall that during the  $m^{\text{th}}$  iteration, Alice's (unencoded) control information is  $\text{ctrl}_A^{(m)}$ , while Bob's (unencoded) control information is  $\text{ctrl}_B^{(m)}$ . In this section, we describe the encoding and decoding functions that Alice and Bob use for their control information. We start by listing the properties we desire.

**Definition 6.4.** *Suppose  $X \in \{0, 1\}^l$  and  $V \in \{*, \neg, 0, 1\}^l$  for some  $l > 0$ . Then, we define  $\text{Corrupt}_V(X) = Y \in \{0, 1\}^l$  as follows:*

$$Y_i = \begin{cases} V_i & \text{if } V_i \in \{0, 1\} \\ X_i \oplus 1 & \text{if } V_i = \neg \\ X_i & \text{if } V_i = * \end{cases}.$$



Moreover, we define  $\text{wt}(V)$  to be the number of coordinates of  $V$  that are not equal to  $*$ .

**Remark 6.5.** Note that  $V$  corresponds to an error pattern. In particular,  $*$  indicates a position that is not corrupted, while  $\neg$  indicates a bit flip, and  $0/1$  indicate a bit that is fixed to the appropriate symbol (see Section 2.1 for details about flip and replace errors). The function  $\text{Corrupt}_V$  applies the error pattern  $V$  to the bit string given as an argument. Also,  $\text{wt}(V)$  corresponds to the number of positions that are targeted for corruption.

We require a seeded encoding function  $\text{Enc} : \{0, 1\}^l \times \{0, 1\}^r \rightarrow \{0, 1\}^o$  as well as a seeded decoding function  $\text{Dec} : \{0, 1\}^o \times \{0, 1\}^r \rightarrow \{0, 1\}^l \cup \{\perp\}$  such that the following property holds:

**Property 6.3.** The following holds:

1. For any  $X \in \{0, 1\}^l$ ,  $R \in \{0, 1\}^r$ , and  $V \in \{*, \neg, 0, 1\}^o$  such that  $\text{wt}(V) < \frac{1}{8}o$ ,

$$\text{Dec}(\text{Corrupt}_V(\text{Enc}(X, R)), R) = X.$$

2. For any  $X \in \{0, 1\}^l$  and  $V \in \{0, 1\}^o$  such that  $\text{wt}(V) \geq \frac{1}{8}o$ ,

$$\Pr_{R \sim \text{Unif}(\{0, 1\}^r)} [\text{Dec}(\text{Corrupt}_V(\text{Enc}(X, R)), R) \notin \{X, \perp\}] \leq 2^{-\Omega(l)}.$$

**Remark 6.6.** The second argument of  $\text{Enc}$  and  $\text{Dec}$  will be a seed, which is generated by taking  $r$  fresh bits from the shared randomness of Alice and Bob. A decoding output of  $\perp$  indicates a decoding failure. Moreover, (1.) of Property 6.3 guarantees that a party can successfully decode the other party's control information if at most a constant fraction of the encoded control information symbols are corrupted (this is then used to prove Lemmas 6.17 and 6.18). On the other hand, (2.) of Property 6.3 guarantees that if a larger fraction of the encoded control information symbols are corrupted, then the decoding party can detect any possible corruption with high probability (this is then used to establish Lemma 6.19).

We now show how to obtain  $\text{Enc}$ ,  $\text{Dec}$  that satisfy Property 6.3. The idea is that  $\text{Enc}$  consists of a three-stage encoding: (1.) append a hash value to the unencoded control information, (2.) encode the resulting string using an error-correcting code, and (3.) XOR each output bit with a fresh random bit taken from the shared randomness.

For our purposes, we want  $l = O(\log(1/\epsilon'))$  to be the number of bits in  $\text{ctrl}_A^{(m)}$  (or  $\text{ctrl}_B^{(m)}$ ) and  $o = c \log(1/\epsilon')$ .

First, we choose a hash function  $h : \{0, 1\}^l \times \{0, 1\}^t \rightarrow \{0, 1\}^{o'}$  that has the following property:

**Property 6.4.** Suppose  $X, U \in \{0, 1\}^l$ , where  $U$  is not the all-zeros vector, and  $W \in \{0, 1\}^{o'}$ . Then,

$$\Pr_{R \sim \text{Unif}(\{0, 1\}^t)} [h(X + U, R) = h(X, R) + W] \leq 2^{-o'}.$$

In particular, we can use the simple Inner Product Hash Function with  $t = l \cdot o'$  and  $o' = \Theta(\log(1/\epsilon'))$ :

$$h(X, R) = (\langle X, R_{[1, l]} \rangle, \langle X, R_{[l+1, 2l]} \rangle, \dots, \langle X, R_{[l \cdot o' - (l-1), l \cdot o']} \rangle).$$

Next, we choose a linear error-correcting code  $\mathcal{C}^{\text{hash}} : \{0, 1\}^{l+o'} \rightarrow \{0, 1\}^o$  of constant relative distance  $1/4$  and constant rate.

We now take  $r = t + o$  and define  $\text{Enc}$  as

$$\text{Enc}(X, R) = \mathcal{C}^{\text{hash}}(X \circ h(X, R_{[o+1, r]})) \oplus R_{[1, o]}.$$

Moreover, we define Dec as follows: Given  $Y, R$ , let  $X'$  be the decoding of  $Y + R_{[1,o]}$  under  $\mathcal{C}^{\text{hash}}$  (using the nearest codeword of  $\mathcal{C}^{\text{hash}}$  and then inverting the map  $\mathcal{C}^{\text{hash}}$ ). We then define

$$\text{Dec}(Y, R) = \begin{cases} X'_{[1,l]} & \text{if } h(X'_{[1,l]}, R_{[o+1,r]}) = X'_{[l+1,l+o']} \\ \perp & \text{if } h(X'_{[1,l]}, R_{[o+1,r]}) \neq X'_{[l+1,l+o']} \end{cases}.$$

**Remark 6.7.** Note that we have  $r = O(\log^2(1/\epsilon'))$ , which means that over the course of the protocol  $\Pi_{\text{enc}}^{\text{oblivious}}$ , we will need  $O(N_{\text{iter}}r) = O(n\epsilon' \log^2(1/\epsilon'))$  fresh random bits for the purpose of encoding and decoding control information.

We now prove that the above Enc, Dec satisfy Property 6.3.

*Proof.* Note that if  $V \in \{*, \neg, 0, 1\}^o$  satisfies  $\text{wt}(V) < \frac{1}{8}o$ , then note that the Hamming distance between  $\text{Corrupt}_V(\text{Enc}(X, R))$  and  $\text{Enc}(X, R)$  is less than  $\frac{1}{8}o$ . Hence, since  $\mathcal{C}^{\text{hash}}$  has relative distance  $1/4$ , it follows that under the error-correcting code  $\mathcal{C}^{\text{hash}}$ ,  $\text{Corrupt}_V(\text{Enc}(X, R)) \oplus R_{[1,o]}$  and  $\text{Enc}(X, R) \oplus R_{[1,o]}$  decode to the same element of  $\{0, 1\}^{l+o'}$ , namely,  $X \circ h(X, R)$ . Part (1.) of Property 6.3 therefore holds.

Now, let us establish (2.) of Property 6.3. Consider a  $V \in \{0, 1\}^o$  with  $\text{wt}(V) \geq \frac{1}{8}o$ . Now, let us enumerate  $W^{(1)}, W^{(2)}, \dots, W^{(2^{\text{wt}(V)})} \in \{0, 1\}^o$  as the set of all  $2^{\text{wt}(V)}$  vectors in  $\{0, 1\}^o$  which have a 0 in all coordinates where  $V$  has a \*. Now, observe that the distribution of  $\text{Corrupt}_V(\text{Enc}(X, R))$  over  $R_1, R_2, \dots, R_o$  taken i.i.d. uniformly in  $\{0, 1\}$  is identical to the distribution of

$$\mathcal{C}^{\text{hash}}(X \circ h(X, R_{[o+1,r]})) \oplus W,$$

where  $W$  is chosen uniformly from  $\{W^{(1)}, W^{(2)}, \dots, W^{(2^{\text{wt}(V)})}\}$ . Now, note that for each  $W^{(i)}$ , there exists a corresponding  $U^{(i)} \in \{0, 1\}^{o+l}$  such that under the nearest-codeword decoding of  $\mathcal{C}^{\text{hash}}$ ,

$$\mathcal{C}^{\text{hash}}(X \circ h(X, R_{[o+1,r]})) \oplus W^{(i)}$$

decodes to  $(X \circ h(X, R_{[o+1,r]})) \oplus U^{(i)}$ . Thus, we have that

$$\begin{aligned} & \Pr_{R \sim \text{Unif}(\{0,1\}^r)} [\text{Dec}(\text{Corrupt}_V(\text{Enc}(X, R)), R) \notin \{X, \perp\}] \\ &= \Pr_{\substack{R_{o+1}, \dots, R_r \sim \text{Unif}(\{0,1\}) \\ 1 \leq i \leq 2^{\text{wt}(V)}}} \left[ U^{(i)} \neq (0, 0, \dots, 0) \text{ AND } h\left(X \oplus U_{[1,l]}^{(i)}\right) = h(X, R_{[o+1,r]}) \oplus U_{[l+1,l+o]}^{(i)} \right], \end{aligned}$$

which, by Property 6.4, is at most  $2^{-o'}$ , thereby establishing (2.) of Property 6.3.  $\square$

## 6.5.2 Information Hiding

We now describe how the encoded control information bits are sent within each mini-block. Recall that in the  $m^{\text{th}}$  iteration, Alice chooses a fresh random seed  $R^A$  taken from the shared randomness str and computes her encoded control information  $\text{Enc}(\text{ctrl}_A^{(m)}, R^A)$ . Similarly, Bob chooses  $R^B$  and computes  $\text{Enc}(\text{ctrl}_B^{(m)}, R^B)$ . Recall that  $R^A, R^B$  are known to both Alice and Bob.

As discussed previously, the control information bits in each mini-block are not sent contiguously. Rather, the locations of the control information bits within each  $b'$ -sized mini-block are hidden from the oblivious adversary by using the shared randomness to agree on a designated set of  $2c \log(1/\epsilon')$  locations. In particular, the locations of the control information bits sent by Alice

and Bob during the  $m^{\text{th}}$  iteration are given by the variables  $z_{m,i}^A$  and  $z_{m,i}^B$  ( $i = 1, \dots, c \log(1/\epsilon')$ ), respectively. For each  $m$ , these variables are chosen randomly at the beginning using  $O(\log^2(1/\epsilon'))$  fresh random bits from the preshared string  $\text{str}$ . Since there are  $N_{\text{iter}}$  iterations, this will require a total of  $\Theta(N_{\text{iter}} \cdot \log^2(1/\epsilon')) = \Theta(n\epsilon' \log^2(1/\epsilon'))$  random bits from  $\text{str}$ .

Thus, Alice sends the  $c \log(1/\epsilon')$  bits of  $\text{Enc}(\text{ctrl}_A^{(m)}, R^A)$  in positions  $z_{m,i}^A$  ( $i = 1, \dots, c \log(1/\epsilon')$ ) of the mini-block of the  $m^{\text{th}}$  iteration, and similarly, Bob sends the bits of  $\text{Enc}(\text{ctrl}_B^{(m)}, R^B)$  in positions  $z_{m,i}^B$  ( $i = 1, \dots, c \log(1/\epsilon')$ ). Meanwhile, Bob listens for Alice's encoded control information in positions  $z_{m,i}^A$  of the mini-block and assembles the received bits as a string  $Y \in \{0, 1\}^{c \log(1/\epsilon')}$ , after which Bob tries to decode Alice's control information by computing  $\text{Dec}(Y, R^A)$ . Similarly, Alice listens for Bob's encoded control information in locations  $z_{m,i}^B$  and tries to decode the received bits.

After each iteration, Alice and Bob use their decodings of each other's control information to decide how to proceed. This is described in detail in Section 6.6.

**Remark 6.8.** *The information hiding provided by the randomization of  $z_{m,i}^A$  and  $z_{m,i}^B$  ( $i = 1, \dots, c \log(1/\epsilon')$ ) ensures that an oblivious adversary generally needs to corrupt a constant fraction of bits in a mini-block in order to corrupt a constant fraction of either party's encoded control information bits in that mini-block. Along with Property 6.3, this statement is used to prove Lemma 6.17.*

## 6.6 Flow of the Protocol and Backtracking

Throughout  $\Pi_{\text{enc}}^{\text{oblivious}}$ , each party maintains a state that indicates whether both parties are in sync as well as parameters that allow for backtracking in the case that the parties are not in sync. After each iteration, Alice and Bob use their decodings of the other party's control information from that iteration to update their states. We describe the flow of the protocol in detail.

Alice and Bob maintain binary variables  $\text{sync}_A$  and  $\text{sync}_B$ , respectively, which indicate the players' individual perceptions of whether they are in sync. Note that  $\text{sync}_A = 1$  implies  $k_A = 1$  (and similarly,  $\text{sync}_B = 1$  implies  $k_B = 1$ ). Moreover, in the case that  $\text{sync}_A = 1$  (resp.  $\text{sync}_B = 1$ ), the variable  $\text{speak}_A$  (resp.  $\text{speak}_B$ ) indicates whether Alice (resp. Bob) speaks in the  $c_A^{\text{th}}$  (resp.  $c_B^{\text{th}}$ ) block of  $\Pi_{\text{blk}}$ , based on the transcript thus far.

Let us describe the protocol from Alice's point of view, as Bob's procedure is analogous. Note that after each iteration, Alice attempts to decode Bob's control information for that iteration. We say that Alice *successfully decodes* Bob's control information if the decoding procedure (see Section 6.5.1) does not output  $\perp$ . In this case, we write the output of the control information decoder (for the  $m^{\text{th}}$  iteration) as

$$\widetilde{\text{ctrl}}_B^{(m)} = \left( \widetilde{h}_{B,c}^{(m)}, \widetilde{h}_{B,x}^{(m)}, \widetilde{h}_{B,k}^{(m)}, \widetilde{h}_{B,T}^{(m)}, \widetilde{h}_{B,\text{MP1}}^{(m)}, \widetilde{h}_{B,\text{MP2}}^{(m)}, \widetilde{j}_B, \widetilde{\text{sync}}_B \right).$$

We now split into two cases, based on whether  $\text{sync}_A = 1$  or  $\text{sync}_A = 0$ .

$\text{sync}_A = 1$ :

The general idea is that whenever Alice thinks she is in sync with Bob (i.e.,  $\text{sync}_A = 1$ ), she either (a.) *listens* for data bits from Bob while updating her estimate  $\tilde{x}$  of block  $c_A$  of  $\Pi_{\text{blk}}$ , if  $\text{speak}_A = 0$ , or (b.) *transmits*, as data bits of the next iteration, the  $(m \bmod 2s)$ -th chunk of the encoding of  $x$  (the  $c_A$ -th  $B$ -block of  $\Pi_{\text{blk}}$ ) under  $C^{\text{rateless}}$ , if  $\text{speak}_A = 1$  (see Section 6.4 for details).

If Alice is *listening* for data bits, then Alice expects that  $k_A = k_B = 1$  and either (1.)  $c_A = c_B$ ,  $T_A = T_B$  or (2.)  $c_A = c_B + 1$ ,  $T_B = T_A[1 \dots (c_B - 1)B]$ . Condition (1.) is expected to hold if Alice

has still not managed to decode the  $B$ -block  $x$  that Bob is trying to relay, while (2.) is expected if Alice has managed to decode  $x$  and has advanced her transcript but Bob has not yet realized this.

On the other hand, if Alice is *transmitting* data bits, then Alice expects that  $k_A = k_B = 1$ , as well as either (1.)  $c_A = c_B$ ,  $T_A = T_B$ , or (2.)  $c_B = c_A + 1$ ,  $T_B = T_A \circ x$ , or (3.)  $c_A = c_B + 1$ ,  $T_B = T_A[1 \dots (c_B - 1)B]$ . Condition (1.) is expected to hold if Bob is still listening for data bits and has not yet decoded Alice's  $x$ , while (2.) is expected to hold if Bob has already managed to decode  $x$  and advanced his block index and transcript, and (3.) is expected to hold if Bob has been transmitting data bits to Alice (for the  $(c_A - 1)$ -th  $B$ -block of  $\Pi_{\text{blk}}$ ), but Bob has not realized that Alice has decoded the correct  $B$ -block and moved on.

Now, if Alice manages to successfully decode Bob's control information in the most recent iteration, then Alice checks whether the hashes  $\tilde{h}_{B,c}^{(m)}$ ,  $\tilde{h}_{B,k}^{(m)}$ ,  $\tilde{h}_{B,T}^{(m)}$ ,  $\tilde{h}_{B,x}^{(m)}$ , as well as  $\widetilde{\text{sync}}_B$  are consistent with Alice's expectations (as outlined in the previous two paragraphs). If not, then Alice sets  $\text{sync}_A = 0$ . Otherwise, Alice proceeds normally.

**Remark 6.9.** *Note that in general, if a party is trying to transmit the contents  $x$  of a  $B$ -block and the other party is trying to listen for  $x$ , then there is a delay of at least one iteration between the time that the listening party decodes  $x$  and the time that the transmitting party receives control information suggesting that the other party has decoded  $x$ . However, since  $b/B = O(\epsilon')$ , the rate loss due to this delay turns out to be just  $O(\epsilon')$ .*

$\text{sync}_A = 0$ :

Now, we consider what happens when Alice believes she is out of sync (i.e.,  $\text{sync}_A = 0$ ). In this case, Alice uses a meeting point based backtracking mechanism along the lines of [Sch92] and [Hae14]. We sketch the main ideas below:

Specifically, Alice keeps a backtracking parameter  $k_A$  that is initialized as 1 when Alice first believes she has gone out of sync and increases by 1 each iteration thereafter. (Note that  $k_A$  is also maintained when  $\text{sync}_A = 1$ , but it is always set to 1 in this case.) Alice also maintains a counter  $E_A$  that counts the number of discrepancies between  $k_A$  and  $k_B$ , as well as *meeting point counters*  $v_1$  and  $v_2$ . The counters  $E_A, v_1, v_2$  are initialized to zero when Alice first sets  $\text{sync}_A$  to 0.

The parameter  $k_A$  measures the amount by which Alice is willing to backtrack in her transcript  $T_A$ . More specifically, Alice creates a *scale*  $\tilde{k}_A = 2^{\lfloor \log_2 k_A \rfloor}$  by rounding  $k_A$  to the largest power of two that does not exceed it. Then, Alice defines two *meeting points* MP1 and MP2 on this scale to be the two largest multiples of  $\tilde{k}_A B$  not exceeding  $|T_A|$ . More precisely,  $\text{MP1} = \tilde{k}_A B \left\lfloor \frac{|T_A|}{\tilde{k}_A B} \right\rfloor$  and  $\text{MP2} = \text{MP1} - \tilde{k}_A B$ . Alice is willing to rewind her transcript to either one of  $T_A[1 \dots \text{MP1}]$  and  $T_A[1 \dots \text{MP2}]$ , the last two positions in her transcript where the number of  $B$ -blocks of  $\Pi_{\text{blk}}$  that have been simulated is an integral multiple of  $\tilde{k}_A$ .

If Alice is able to successfully decode Bob's control information, then she checks  $\tilde{h}_{B,k}^{(m)}$ . If it does not agree with the hash of  $k_A$  (suggesting that  $k_A \neq k_B$ ), then Alice increments  $E_A$ . Alice also increments  $E_A$  if  $\widetilde{\text{sync}}_B = 1$ .

Otherwise, if  $\tilde{h}_{B,k}^{(m)}$  matches her computed hash of  $k_A$ , then Alice checks whether either of  $\tilde{h}_{B,\text{MP1}}^{(m)}$ ,  $\tilde{h}_{B,\text{MP2}}^{(m)}$  matches the appropriate hash of  $T_A[1 \dots \text{MP1}]$ . If so, then Alice increments her counter  $v_1$ , which counts the number of times her *first* meeting point matches one of the meeting points of Bob. If not, then Alice then checks whether either of  $\tilde{h}_{B,\text{MP1}}^{(m)}$ ,  $\tilde{h}_{B,\text{MP2}}^{(m)}$  matches the hash of  $T_A[1 \dots \text{MP2}]$  and if so, she increments her counter  $v_2$ , which counts the number of times her *second* meeting point matches one of the meeting points of Bob.

In the case that Alice is not able to successfully decode Bob's control information from the most recent iteration (i.e., the decoder outputs  $\perp$ ), she increments  $E_A$ .

Regardless of which of the above scenarios holds, Alice then increases  $k_A$  by 1 and updates  $\tilde{k}_A$ , MP1, and MP2 accordingly.

Next, Alice checks whether to initiate a *transition*. Alice only considers making a transition if  $k_A = \tilde{k}_A \geq 2$  (i.e.,  $k_A$  is a power of two and is  $\geq 2$ ). Alice first decides whether to initiate a *meeting point transition*. If  $v_1 \geq 0.2k_A$ , then Alice rewinds  $T_A$  to  $T_A[1 \dots \text{MP1}]$  and resets  $k_A, \tilde{k}_A, \text{sync}_A$  to 1 and  $E_A, v_1, v_2$  to 0. Otherwise, if  $v_2 \geq 0.2k_A$ , then Alice rewinds  $T_A$  to  $T_A[1 \dots \text{MP2}]$  and again resets  $k_A, \tilde{k}_A, \text{sync}_A$  to 1 and  $E_A, v_1, v_2$  to 0.

If Alice has not made a meeting point transition, then Alice checks whether  $E_A \geq 0.2k_A$ . If so, Alice undergoes an *error transition*, in which she simply resets  $k_A, \tilde{k}_A, \text{sync}_A$  to 1 and  $E_A, v_1, v_2$  to 0 (without modifying  $T_A$ ).

Finally, if  $k_A = \tilde{k}_A \geq 2$  but Alice has not made any transition, then she simply resets  $v_1, v_2$  to 0.

**Remark 6.10.** *The idea behind meeting point transitions is that if the transcripts  $T_A$  and  $T_B$  have not diverged too far, then there is a common meeting point up to which the transcripts of Alice and Bob agree. Thus, during the control information of each iteration, both Alice and Bob send hash values of their two meeting points in the hope that there is a match. For a given scale  $\tilde{k}_A$ , there are  $\tilde{k}_A$  hash comparisons that are generated. If at least a constant fraction of these comparisons result in a match, then Alice decides to backtrack and rewind her transcript to the relevant meeting point. This ensures that in order for an adversary to cause Alice to backtrack incorrectly, he must corrupt the control information in a constant fraction of iterations.*

## 6.7 Pseudocode

We are now ready to provide the pseudocode for the protocol  $\Pi_{\text{enc}}^{\text{oblivious}}$ , which follows the high-level description outlined in Section 6.1 and is shown in Figure 3. The pseudocode for the helper functions `AliceControlFlow`, `AliceUpdateSyncStatus`, `AliceUpdateControl`, `AliceDecodeControl`, `AliceAdvanceBlock`, `AliceUpdateEstimate`, and `AliceRollback` for Alice is also displayed. Bob's functions `BobControlFlow`, `BobUpdateSyncStatus`, `BobUpdateControl`, `BobDecodeControl`, `BobAdvanceBlock`, `BobUpdateEstimate`, and `BobRollback` are almost identical, except that "A" subscripts are replaced with "B" and are thus omitted. Furthermore, the function `InitializeSharedRandomness` is the same for Alice and Bob.

## 6.8 Analysis of Coding Scheme for Oblivious Adversarial Channels

Now, we show that the coding scheme presented in Figure 3 allows one to tolerate an error fraction of  $\epsilon$  under an oblivious adversary with high probability.

### 6.8.1 Protocol States and Potential Function

Let us define states for the encoded protocol  $\Pi_{\text{enc}}^{\text{oblivious}}$ . First, we define

$$\ell^+ = \lfloor \max\{\ell' \in [1, \min\{|T_A|, |T_B|\}] : T_A[1 \dots \ell'] = T_B[1 \dots \ell']\} \rfloor, \quad \ell^- = |T_A| + |T_B| - 2\ell^+.$$

In other words,  $\ell^+$  is the length of the longest common prefix of the transcripts  $T_A$  and  $T_B$ , while  $\ell^-$  is the total length of the parts of  $T_A$  and  $T_B$  that are not in the common prefix. Also recall that  $\delta_{s+1}, \delta_{s+2}, \dots, \delta_{2s}$  are defined as in Lemma 6.1. Furthermore, we define  $\delta_0, \delta_1, \dots, \delta_s = 0$  for convenience.

Global parameters	
$b' = b + 2c \log(1/\epsilon')$	$\Pi_{\text{blk}} = B\text{-blocked simulating protocol for } \Pi \text{ (see Lemma 3.4)}$
$N_{\text{iter}} = \frac{n'}{b}(1 + \Theta(\epsilon \log(1/\epsilon)))$	$l' = \Theta(n\epsilon' \text{ polylog}(1/\epsilon'))$
$\epsilon' = \epsilon^2$	$\mathcal{C}^{\text{hash}} : \{0, 1\}^{\Theta(\log(1/\epsilon'))} \rightarrow \{0, 1\}^{\Theta(\log(1/\epsilon'))} \text{ (see Section 6.5.1)}$
$b = s = \Theta(1/\epsilon')$	$\mathcal{C}^{\text{exchange}} : \{0, 1\}^{l'} \rightarrow \{0, 1\}^{10\epsilon N_{\text{iter}} b'} \text{ (see Section 6.3)}$
$B = sb$	$\mathcal{C}^{\text{rateless}} : \{0, 1\}^B \rightarrow \{0, 1\}^{2B} \text{ (see Lemma 6.1)}$

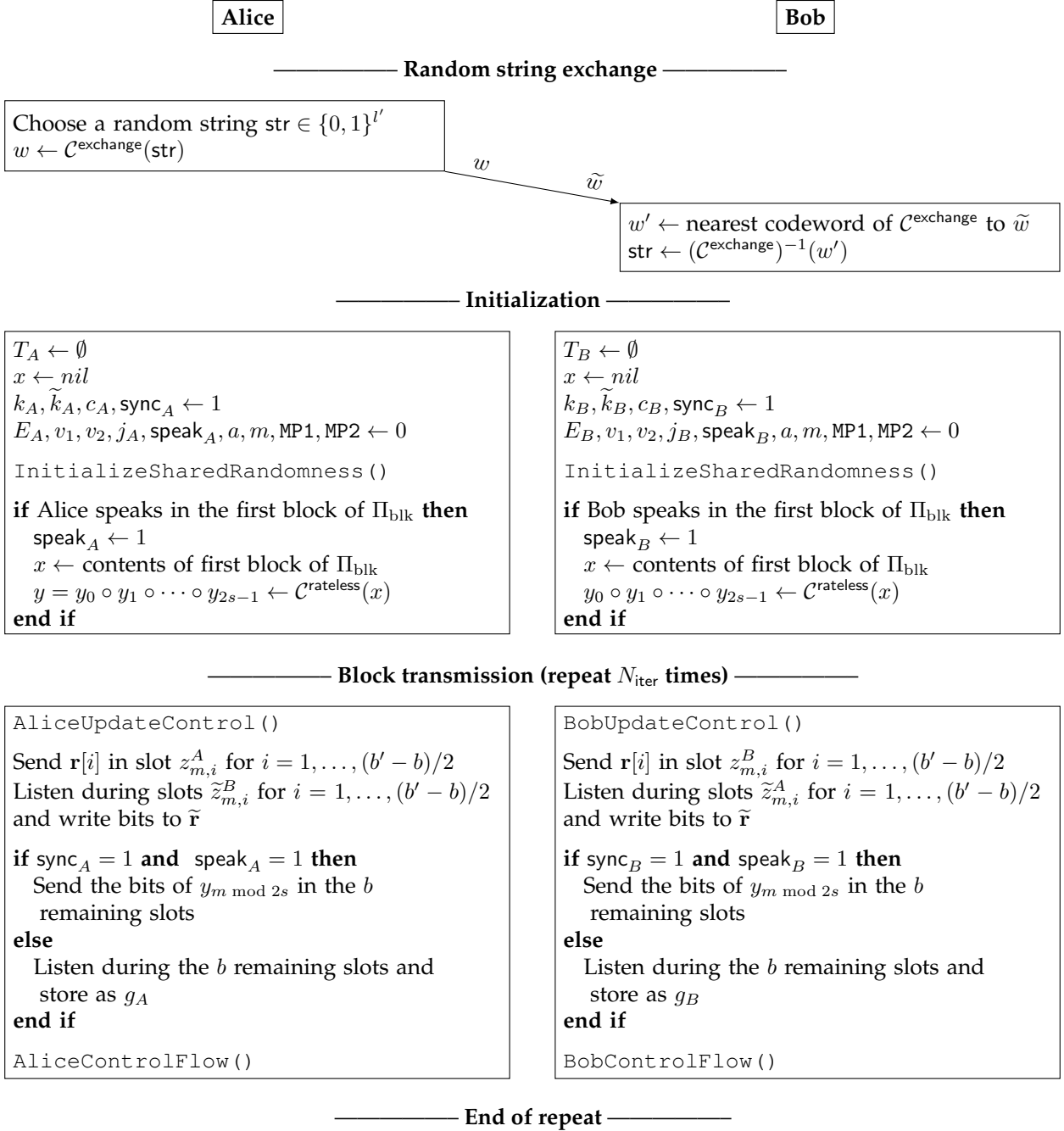


Figure 3: Encoded protocol  $\Pi_{\text{enc}}^{\text{oblivious}}$  for tolerating oblivious adversarial errors.

---

**Algorithm 1** Procedure for Alice to process received data bits and control info from a mini-block
 

---

1: **function** ALICECONTROLFLOW

▷ **Update phase:**

```

2:  $\widetilde{\text{ctrl}}_B^{(m)} \leftarrow \text{ALICEDECODECONTROL}$ 
3: if  $\widetilde{\text{ctrl}}_B^{(m)} \neq \perp$  then
4:    $(\widetilde{h}_{B,c}^{(m)}, \widetilde{h}_{B,x}^{(m)}, \widetilde{h}_{B,k}^{(m)}, \widetilde{h}_{B,T}^{(m)}, \widetilde{h}_{B,\text{MP1}}^{(m)}, \widetilde{h}_{B,\text{MP2}}^{(m)}, \widetilde{j}_B, \widetilde{\text{sync}}_B) \leftarrow \widetilde{\text{ctrl}}_B^{(m)}$ 
5:   if  $\text{sync}_A = 0$  then
6:     if  $\widetilde{h}_{B,k}^{(m)} \neq \text{hash}_{B,k}^{(m)}(k_A)$  or  $\widetilde{\text{sync}}_B = 1$  then
7:        $E_A \leftarrow E_A + 1$ 
8:     else if  $\text{hash}_{B,\text{MP1}}^{(m)}(T_A[1 \dots \text{MP1}]) = \widetilde{h}_{B,\text{MP1}}^{(m)}$  or  $\text{hash}_{B,\text{MP2}}^{(m)}(T_A[1 \dots \text{MP1}]) = \widetilde{h}_{B,\text{MP2}}^{(m)}$  then
9:        $v_1 \leftarrow v_1 + 1$ 
10:    else if  $\text{hash}_{B,\text{MP1}}^{(m)}(T_A[1 \dots \text{MP2}]) = \widetilde{h}_{B,\text{MP1}}^{(m)}$  or  $\text{hash}_{B,\text{MP2}}^{(m)}(T_A[1 \dots \text{MP2}]) = \widetilde{h}_{B,\text{MP2}}^{(m)}$  then
11:       $v_2 \leftarrow v_2 + 1$ 
12:    end if
13:  end if
14:  else if  $\text{sync}_A = 0$  then
15:     $E_A \leftarrow E_A + 1$ 
16:  end if
17:  if  $\text{sync}_A = 0$  then
18:     $k_A \leftarrow k_A + 1$ 
19:     $\tilde{k}_A \leftarrow 2^{\lfloor \log_2 k_A \rfloor}$ 
20:  end if
21:  ALICEUPDATESYNCSTATUS

```

▷ **Transition phase:**

```

22: if  $k_A = \tilde{k}_A \geq 2$  and  $v_1 \geq 0.2k_A$  then
23:   ALICEROLLBACK(MP1)
24: else if  $k_A = \tilde{k}_A \geq 2$  and  $v_2 \geq 0.2k_A$  then
25:   ALICEROLLBACK(MP2)
26: else if  $k_A = \tilde{k}_A \geq 2$  and  $E_A \geq 0.2k_A$  then
27:    $a \leftarrow (m + 1) \bmod 2s$ 
28:    $k_A, \tilde{k}_A, \text{sync}_A \leftarrow 1$ 
29:    $E_A, v_1, v_2, j_A \leftarrow 0$ 
30: else if  $k_A = k_A \geq 2$  then
31:    $v_1, v_2 \leftarrow 0$ 
32: end if
33:  $\text{MP1} \leftarrow \tilde{k}_A B \left\lfloor \frac{|T_A|}{\tilde{k}_A B} \right\rfloor$ 
34:  $\text{MP2} \leftarrow \text{MP1} - \tilde{k}_A B$ 
35:  $m \leftarrow m + 1$ 
36: end function

```

---

---

**Algorithm 2** Procedure for Alice to update sync status

---

```
1: function ALICEUPDATESYNCSTATUS
2:    $\text{sync}_A \leftarrow 0$ 
3:   if  $k_A = 1$  then
4:     if  $\widetilde{\text{ctrl}}_B^{(m)} \neq \perp$  and  $\widetilde{h}_{B,k}^{(m)} = \text{hash}_{B,k}^{(m)}(1)$  then
5:       if  $\widetilde{\text{sync}}_B = 0$  then
6:          $\text{sync}_A \leftarrow 1; j_A \leftarrow 0; a \leftarrow (m + 1) \bmod 2s$ 
7:       else if  $\text{hash}_{B,c}^{(m)}(c_A) = \widetilde{h}_{B,c}^{(m)}$  and  $\text{hash}_{B,T}^{(m)}(T_A) = \widetilde{h}_{B,T}^{(m)}$  then
8:          $\text{sync}_A \leftarrow 1$ 
9:         if  $\text{speak}_A = 0$  then
10:           if  $j_A \leq \widetilde{j}_B$  then
11:             ALICEUPDATEESTIMATE
12:           else
13:              $j_A \leftarrow 0; a \leftarrow (m + 1) \bmod 2s$ 
14:           end if
15:         else
16:            $j_A \leftarrow \min\{j_A + 1, 2s\}$ 
17:         end if
18:       else if  $\text{speak}_A = 1$  and  $\text{hash}_{B,c}^{(m)}(c_A + 1) = \widetilde{h}_{B,c}^{(m)}$  and  $\text{hash}_{B,T}^{(m)}(T_A \circ x) = \widetilde{h}_{B,T}^{(m)}$  then
19:          $\text{sync}_A \leftarrow 1$ 
20:         ALICEADVANCEBLOCK
21:       else if Bob speaks in block  $(c_A - 1)$  of  $\Pi_{\text{blk}}$  and  $\text{hash}_{B,c}^{(m)}(c_A - 1) = \widetilde{h}_{B,c}^{(m)}$  and
 $\text{hash}_{B,T}^{(m)}(T_A[1 \dots (c_A - 2)B]) = \widetilde{h}_{B,T}^{(m)}$  and  $\text{hash}_{B,x}^{(m)}(T_A[((c_A - 2)B + 1) \dots (c_A - 1)B]) = \widetilde{h}_{B,x}^{(m)}$ 
then
22:          $\text{sync}_A \leftarrow 1$ 
23:         if  $\text{speak}_A = 0$  then
24:            $j_A \leftarrow 0; a \leftarrow (m + 1) \bmod 2s$ 
25:         else
26:            $j_A \leftarrow \min\{j_A + 1, 2s\}$ 
27:         end if
28:       end if
29:     else if  $\widetilde{\text{ctrl}}_B^{(m)} = \perp$  then
30:        $\text{sync}_A \leftarrow 1$ 
31:       if  $\text{speak}_A = 0$  then
32:         if  $j_A \neq 0$  then
33:           ALICEUPDATEESTIMATE
34:         else
35:            $a \leftarrow (m + 1) \bmod 2s$ 
36:         end if
37:       else
38:          $j_A \leftarrow \min\{j_A + 1, 2s\}$ 
39:       end if
40:     end if
41:   end if
42: end function
```

---



---

**Algorithm 3** Procedure for Alice to update control information

---

```
1: function ALICEUPDATECONTROL
2:    $\text{ctrl}_A^{(m)} \leftarrow (\text{hash}_{A,m}(c_A), \text{hash}_{A,x}^{(m)}(x), \text{hash}_{A,k}^{(m)}(k_A), \text{hash}_{A,T}^{(m)}(T_A), \text{hash}_{A,\text{MP1}}^{(m)}(T_A[1 \dots \text{MP1}]),$ 
       $\text{hash}_{A,\text{MP2}}^{(m)}(T_A[1 \dots \text{MP2}]), j_A, \text{sync}_A)$ 
3:    $\mathbf{r} \leftarrow \mathcal{C}^{\text{hash}}(\text{ctrl}_A^{(m)} \circ \text{hash}_{A,\text{ctrl}}^{(m)}(\text{ctrl}_A^{(m)})) \oplus V_A^{(m)}$ 
4: end function
```

---

---

**Algorithm 4** Procedure for Alice to decode control information sent by Bob

---

```
1: function ALICEDECODECONTROL
2:    $\mathbf{z} \leftarrow \text{decoding of } \tilde{\mathbf{r}} \oplus V_B^{(m)} \text{ under } \mathcal{C}^{\text{hash}} \text{ (inverse of } \mathcal{C}^{\text{hash}} \text{ applied to nearest codeword)}$ 
3:    $\mathbf{z}^c \circ \mathbf{z}^h \leftarrow \mathbf{z}$ , where  $\mathbf{z}^c$  has length  $(b' - b)/2$ 
4:   if  $\text{hash}_{B,\text{ctrl}}^{(m)}(\mathbf{z}^c) = \mathbf{z}^h$  then
5:     return  $\mathbf{z}^c$ 
6:   else
7:     return  $\perp$ 
8:   end if
9: end function
```

---

---

**Algorithm 5** Procedure for Alice to advance the block index and prepare for future transmissions

---

```
1: function ALICEADVANCEBLOCK
2:   if  $\text{speak}_A = 1$  then
3:      $T_A \leftarrow T_A \circ x$ 
4:   else
5:      $T_A \leftarrow T_A \circ \tilde{x}$ 
6:   end if
7:    $c_A \leftarrow c_A + 1$ 
8:    $j_A \leftarrow 0$ 
9:   if Alice speaks in block  $c_A$  of  $\Pi_{\text{blk}}$  then
10:     $\text{speak}_A \leftarrow 1$ 
11:     $x \leftarrow \text{contents of block } c_A \text{ of } \Pi_{\text{blk}}$ 
12:     $y = y_0 \circ y_1 \circ \dots \circ y_{2s-1} \leftarrow \mathcal{C}^{\text{rateless}}(x)$ 
13:   else
14:     $\text{speak}_A \leftarrow 0$ 
15:     $a \leftarrow (m + 1) \bmod 2s$ 
16:     $x \leftarrow \text{nil}$ 
17:   end if
18: end function
```

---

---

**Algorithm 6** Procedure for Alice to update her estimate of the contents of the current block based on past data blocks

---

```

1: function ALICEUPDATEESTIMATE
2:    $\tilde{g}_{j_A} \leftarrow g_A$ 
3:    $j_A \leftarrow j_A + 1$ 

4:   if  $j_A > s$  then
5:      $\tilde{x} \leftarrow$  result after decoding  $(\tilde{g}_0, \tilde{g}_1, \dots, \tilde{g}_{j_A-1})$  via the nearest codeword in  $\mathcal{C}_{a,j_A}^{\text{rateless}}$ 
6:     if  $\text{hash}_{B,x}^{(m)}(\tilde{x}) = \tilde{h}_{B,x}^{(m)}$  then
7:       ALICEADVANCEBLOCK
8:     else if  $j_A = 2s$  then
9:        $j_A \leftarrow 0$ 
10:       $a \leftarrow (m + 1) \bmod 2s$ 
11:    end if
12:  end if
13: end function

```

---



---

**Algorithm 7** Procedure for Alice to backtrack to a previous meeting point

---

```

1: function ALICEROLLBACK(MP)
2:    $T_A \leftarrow T_A[1 \dots \text{MP}]$ 
3:    $c_A \leftarrow \frac{\text{MP}}{B} + 1$ 
4:    $k_A, \tilde{k}_A, \text{sync}_A \leftarrow 1$ 
5:    $E_A, v_1, v_2, j_A \leftarrow 0$ 

6:   if Alice speaks in block  $c_A$  of  $\Pi_{\text{blk}}$  then
7:      $\text{speak}_A \leftarrow 1$ 
8:      $x \leftarrow$  contents of block  $c_A$  of  $\Pi_{\text{blk}}$ 
9:      $y = y_0 \circ y_1 \circ \dots \circ y_{2s-1} \leftarrow \mathcal{C}^{\text{rateless}}(x)$ 
10:  else
11:     $\text{speak}_A \leftarrow 0$ 
12:     $a \leftarrow (m + 1) \bmod 2s$ 
13:     $x \leftarrow \text{nil}$ 
14:  end if
15: end function

```

---

---

**Algorithm 8** Procedure for Alice and Bob to use exchanged random string to initialize hash functions, information hiding mechanism, and encoding functions for control information

---

```

1: function INITIALIZE_SHARED_RANDOMNESS
2:    $p \leftarrow \Theta(\log(1/\epsilon'))$ 
3:    $\delta \leftarrow 2^{-\Theta(N_{\text{iter}} \cdot p)}$ 
4:    $L \leftarrow \Theta(N_{\text{iter}} n \log(1/\epsilon'))$ 
5:   Let  $\text{str} = \text{str}^{\text{loc}} \circ \text{str}'$ , where  $\text{str}^{\text{loc}}$  is of length  $\Theta(N_{\text{iter}} \cdot \log^2(1/\epsilon'))$  and  $\text{str}'$  is of length  $\Theta(\log(L/\delta))$ 
6:    $S \leftarrow \delta$ -biased length  $L$  pseudorandom string derived from  $\text{str}'$  (via the biased sample space of [NN93])

  ▷ Generate locations for information hiding in each iteration:
  

---


7:   for  $i = 0$  to  $N_{\text{iter}} - 1$  do
8:     Choose  $z_{i,1}^A, z_{i,2}^A, \dots, z_{i,(b'-b)/2}^A, z_{i,1}^B, z_{i,2}^B, \dots, z_{i,(b'-b)/2}^B$  to be distinct numbers in  $\{1, 2, \dots, b'\}$  using  $O(\log^2(1/\epsilon'))$  fresh random bits from  $\text{str}^{\text{loc}}$ 
9:   end for

  ▷ Set up parameters for encoding control information during each iteration
  

---


10:  for  $i = 0$  to  $N_{\text{iter}} - 1$  do
11:     $V_A^{(i)} \leftarrow (b' - b)/2$  fresh random bits from  $\text{str}^{\text{loc}}$ 
12:     $V_B^{(i)} \leftarrow (b' - b)/2$  fresh random bits from  $\text{str}^{\text{loc}}$ 
13:    Initialize  $\text{hash}_{A,\text{ctrl}}^{(i)}, \text{hash}_{B,\text{ctrl}}^{(i)}$  to an inner product hash function with output length  $\Theta(\log(1/\epsilon'))$  and seed fixed as  $\Theta(\log(1/\epsilon'))$  fresh random bits from  $\text{str}^{\text{loc}}$ 
14:  end for

  ▷ Initialize hash functions for control information in each iteration:
  

---


15:  for  $i = 0$  to  $N_{\text{iter}} - 1$  do
16:    Initialize  $\text{hash}_{A,c}^{(i)}, \text{hash}_{A,x}^{(i)}, \text{hash}_{A,k}^{(i)}, \text{hash}_{A,T}^{(i)}, \text{hash}_{A,\text{MP1}}^{(i)}, \text{hash}_{A,\text{MP2}}^{(i)}, \text{hash}_{B,c}^{(i)}, \text{hash}_{B,x}^{(i)}, \text{hash}_{B,k}^{(i)}, \text{hash}_{B,T}^{(i)}, \text{hash}_{B,\text{MP1}}^{(i)}, \text{hash}_{B,\text{MP2}}^{(i)}$  to be inner product hash functions with output length  $\Theta(\log(1/\epsilon'))$  and seed fixed using fresh random bits from  $S$ 
17:  end for
18: end function

```

---

Now we are ready to define states for the protocol  $\Pi_{\text{enc}}^{\text{oblivious}}$  as its execution proceeds.

**Definition 6.11.** *At the beginning of an iteration (the start of the code block in Figure 3 that is repeated  $N_{\text{iter}}$  times), the protocol is said to be in one of three possible states:*

- **Perfectly synced state:** *This occurs if  $\text{sync}_A = \text{sync}_B = 1$ ,  $k_A = k_B = 1$ ,  $\ell^- = 0$ ,  $c_A = c_B$ , and  $j_A \geq j_B$  if Alice is the sender in block  $c_A = c_B$  of  $\Pi_{\text{blk}}$  (resp.  $j_B \geq j_A$  if Bob is the sender in B-block  $c_A = c_B$  of  $\Pi_{\text{blk}}$ ). In this case, we also define  $j = \min\{j_A, j_B\}$ .*
- **Almost synced state:** *This occurs if  $\text{sync}_A = \text{sync}_B = 1$ ,  $k_A = k_B = 1$ , and one of the following holds:*
  1.  $\ell^- = B$ ,  $c_B = c_A + 1$ , and  $T_B = T_A \circ w$ , where  $w$  represents the contents of the  $c_A$ -th B-block of  $\Pi_{\text{blk}}$ . In this case, we define  $j = j_B$ .
  2.  $\ell^- = B$ ,  $c_A = c_B + 1$ , and  $T_A = T_B \circ w$ , where  $w$  represents the contents of the  $c_B$ -th B-block of  $\Pi_{\text{blk}}$ . In this case, we define  $j = j_A$ .
  3.  $\ell^- = 0$ ,  $c_A = c_B$ ,  $j_B > j_A$ , and Alice speaks in B-block  $c_A = c_B$  of  $\Pi_{\text{blk}}$ . In this case, we define  $j = j_B$ .
  4.  $\ell^- = 0$ ,  $c_A = c_B$ ,  $j_A > j_B$ , and Bob speaks in B-block  $c_A = c_B$  of  $\Pi_{\text{blk}}$ . In this case, we define  $j = j_A$ .
- **Unsynced state:** *This is any state that does not fit into the above two categories.*

We also characterize the control information sent by each party during an iteration based on whether/how it is corrupted.

**Definition 6.12.** *For any given iteration, the encoded control information sent by a party is categorized as one of the following:*

- **Sound control information:** *If a party's unencoded control information for an iteration is decoded correctly by the other party (i.e., the output of Dec correctly retrieves the intended transmission), and no hash collisions (involving the hashes contained in the control information  $\widetilde{\text{ctrl}}_A^{(m)}$  or  $\widetilde{\text{ctrl}}_B^{(m)}$ ) occur, then the (encoded) control information is considered sound.*
- **Invalid control information:** *If the attempt to decode a party's unencoded control information by the other party results in a failure (i.e., Dec outputs  $\perp$ ), then the (encoded) control information is considered invalid.*
- **Maliciously corrupted control information:** *If a party's control information is decoded incorrectly (i.e., Dec does not output  $\perp$ , but the output does not retrieve the intended transmission) or a hash collision (involving the hashes contained in the control information  $\widetilde{\text{ctrl}}_A^{(m)}$  or  $\widetilde{\text{ctrl}}_B^{(m)}$ ) occurs, then the (encoded) control information is considered maliciously corrupted.*

Next, we wish to define a potential function  $\Phi$  that depends on the current state in the encoded protocol. Before we can do so, we define a few quantities:

**Definition 6.13.** *Suppose the protocol is in a perfectly synced state. Then, we define the quantities  $\text{err}$  and  $\text{inv}$  as follows:*

- $\text{err}$  is the total number of data (non-control information) bits that have been corrupted during the last  $j$  iterations.

- $\text{inv}$  is the number of iterations among the last  $j$  iterations for which the control information of at least one party was invalid or maliciously corrupted.

**Definition 6.14.** Suppose the protocol is in an unsynced state. Then, we define  $\text{mal}_A$  as follows: At the start of  $\Pi_{\text{enc}}^{\text{oblivious}}$ , we initialize  $\text{mal}_A$  to 0. Whenever an iteration occurs from a state in which  $\text{sync}_A = 0$ , such that either Alice's or Bob's control information during that iteration is maliciously corrupted,  $\text{mal}_A$  increases by 1 at the end of line 21 of `AliceControlFlow` during that iteration. Moreover, whenever Alice undergoes a transition (i.e., one of the “if” conditions in lines 22-29 of `AliceControlFlow` is true),  $\text{mal}_A$  resets to 0.

The variable  $\text{mal}_B$  is defined in the obvious analogous manner.

**Definition 6.15.** For the sake of brevity, a variable  $\text{var}_{AB}$  will denote  $\text{var}_A + \text{var}_B$  (e.g.,  $k_{AB} = k_A + k_B$  and  $E_{AB} = E_A + E_B$ ).

Now, we are ready to define the potential function  $\Phi$ .

**Definition 6.16.** Let  $C_0, C_1, C_2, C_3, C_4, C_5, C_6, C_7, C_{\text{inv}}, C_{\text{mal}}, C, D > 0$  be suitably chosen constants (to be determined by Lemmas 6.22, 6.23, 6.24 and Theorem 6.25). Then, we define the potential function  $\Phi$  associated with the execution of  $\Pi_{\text{enc}}^{\text{oblivious}}$  according to the state of the protocol (see Definition 6.11):

$$\Phi = \begin{cases} \ell^+(1 + C_0 H(\epsilon)) + (jb - C \cdot \text{err} \cdot \log(1/\epsilon)) - Db \cdot \text{inv} & \text{perfectly synced} \\ \max\{\ell_A, \ell_B\} \cdot (1 + C_0 H(\epsilon)) - (j + 1)b & \text{almost synced} \\ \ell^+(1 + C_0 H(\epsilon)) - C_1 \ell^- + b(C_2 k_{AB} - C_3 E_{AB}) & \text{unsynced, } (k_A, \text{sync}_A) = (k_B, \text{sync}_B) \\ -2C_7 B \text{mal}_{AB} - Z_1 & \\ \ell^+(1 + C_0 H(\epsilon)) - C_1 \ell^- + bC_5(-0.8k_{AB} + 0.9E_{AB}) & \text{unsynced, } (k_A, \text{sync}_A) \neq (k_B, \text{sync}_B) \\ -C_7 B \text{mal}_{AB} - Z_2 & \end{cases},$$

where  $Z_1$  and  $Z_2$  are defined by:

$$Z_1 = \begin{cases} bC_4 & \text{if } k_A = k_B = 1 \text{ and } \text{sync}_A = \text{sync}_B = 1 \\ \frac{1}{2}bC_4 & \text{if } k_A = k_B = 1 \text{ and } \text{sync}_A = \text{sync}_B = 0, \\ 0 & \text{otherwise} \end{cases},$$

and

$$Z_2 = \begin{cases} bC_6 & \text{if } k_A = k_B = 1 \\ 0 & \text{otherwise} \end{cases}.$$

## 6.8.2 Bounding Iterations with Invalid or Maliciously Corrupted Control Information

We now prove some lemmas that bound the number of iterations that can have invalid or maliciously corrupted control information.

**Lemma 6.17.** If the fraction of errors in a mini-block is  $O(1)$ , say,  $< \frac{1}{20}$ , then with probability at least  $1 - \epsilon'^2$ , both parties can correctly decode and verify the control symbols sent in the block.

*Proof.* Let  $\nu < 1/20$  be the fraction of errors in a mini-block. Recall that Alice's control information in the mini-block consists of  $c \log(1/\epsilon')$  randomly located bits. Let  $X$  be the number of these control bits that are corrupted. Note that  $\mathbb{E}[X] = \nu c \log(1/\epsilon')$ . Now, since the control information is protected with an error correcting code of distance  $c \log(1/\epsilon')/4$ , we see that Bob can verify and

correctly decode Alice's control symbols as long as  $X < c \log(1/\epsilon')/8$ . Note that by the Chernoff bound,

$$\begin{aligned} \Pr(X > c \log(1/\epsilon')/8) &\leq e^{-\frac{\frac{c \log(1/\epsilon')}{8} - \frac{c \log(1/\epsilon')}{20}}{3}} \\ &\leq \epsilon'^{c/40}, \end{aligned}$$

which is  $< \epsilon'^2/2$  for a suitable constant  $c$ . Similarly, the probability that Alice fails to verify and correctly decode Bob's control symbols is  $< \epsilon'^2/2$ . Thus, the desired statement follows by a union bound.  $\square$

**Lemma 6.18.** *With probability at least  $1 - 2^{-\Omega(\epsilon' N_{\text{iter}})}$ , the number of iterations in which some party's control information is invalid but neither party's control information is maliciously corrupted is  $O(\epsilon' N_{\text{iter}})$ .*

*Proof.* First of all, consider the number of iterations of  $\Pi_{\text{enc}}^{\text{oblivious}}$  for which the fraction of errors within the iteration is at least  $1/20$ . Since the total error fraction throughout the protocol is  $\epsilon$ , we know that at at most  $20\epsilon N_{\text{iter}}$  iterations have such an error fraction.

Next, consider any "low-error" iteration in which the error fraction is less than  $1/20$ . By Lemma 6.17, the probability that control information of some party is invalid (but neither party's control information is maliciously corrupted) is at most  $\epsilon'^2$ . Then, by the Chernoff bound, the number of "low-error" iterations with invalid control information is at most  $(\epsilon'^2 + \epsilon')N_{\text{iter}} = O(\epsilon' N_{\text{iter}})$  with probability at least  $1 - 2^{-\Omega(\epsilon' N_{\text{iter}})}$ .

It follows that with probability at least  $1 - 2^{-\Omega(\epsilon' N_{\text{iter}})}$ , the total number of iterations with invalid control information (but not maliciously corrupted control information) is  $O(\epsilon' N_{\text{iter}})$ .  $\square$

**Lemma 6.19.** *With probability at least  $1 - 2^{-\Omega(\epsilon'^2 N_{\text{iter}})}$ , the number of iterations in which some party's control information is maliciously corrupted is at most  $O(\epsilon'^2 N_{\text{iter}})$ .*

*Proof.* Suppose a particular party's control information is maliciously corrupted during a certain iteration (say, the  $m^{\text{th}}$  iteration). Without loss of generality, assume Alice's control information is maliciously corrupted. Then, we must have one of the following:

1. The number of corrupted bits in the encoded control information of Alice is  $> \frac{1}{8} \left( \frac{b'-b}{2} \right)$ , i.e., the fraction of control information bits that is corrupted is greater than  $\frac{1}{8}$ .
2. The number of corrupted bits in the encoded control information of Alice is  $< \frac{1}{8} \left( \frac{b'-b}{2} \right)$ , but a hash collision occurs for one of  $h_{A,c}^{(m)}, h_{A,x}^{(m)}, h_{A,k}^{(m)}, h_{A,T}^{(m)}, h_{A,\text{MP1}}^{(m)}, h_{A,\text{MP2}}^{(m)}$ .

Note that by Property 6.3, case (1.) happens with probability at most

$$2^{-\Theta(\log(1/\epsilon'))} \leq \epsilon'^2,$$

for suitable constants.

Next, we consider the probability that case (2.) occurs. By Property 6.2, we have that the probability of a hash collision any specific quantity among  $c_A, x, k_A, T_A, T_A[1, \text{MP1}], T_A[1, \text{MP2}]$  is at most  $2^{-\Theta(\log(1/\epsilon'))} + 2^{-\Theta(N_{\text{iter}} \log(1/\epsilon'))} \leq \epsilon'^2$  for appropriate constants. Thus, by a simple union bound, the probability that any one of the aforementioned quantities has a hash collision is at most  $6\epsilon'^2$ .

A simple union bound between the two events shows that the probability that Alice's control information in a given iteration is maliciously corrupted is at most  $7\epsilon'^2$ . Similarly, the probability

that Bob's control information in a given iteration is maliciously corrupted is also at most  $7\epsilon'^2$ . Hence, the desired claim follows by the Chernoff bound (recall that there is limited independence, due to the fact that we use pseudorandom bits to seed hash functions, but this is not a problem due to our choice of parameters (see Section 6.5)).  $\square$

### 6.8.3 Evolution of Potential Function During Iterations

We now wish to analyze the evolution of the potential function  $\Phi$  as the execution of the protocol proceeds. First, we define some notation that will make the analysis easier:

**Definition 6.20.** Suppose we wish to analyze a variable  $\text{var}$  over the course of an iteration. For the purpose of Lemmas 6.22, 6.23, and 6.24, we let  $\text{var}$  denote the value of the variable at the start of the iteration (the start of the code block in Figure 3 that is repeated  $N_{\text{iter}}$  times). Moreover, we let  $\text{var}'$  denote the value of the variable just after the "update phase" of the iteration (lines 2-21 of `AliceControlFlow` and `BobControlFlow`), while we will let  $\text{var}''$  denote the value of the variable at the end of the iteration (at the end of the execution of `AliceControlFlow` and `BobControlFlow`).

Moreover, we will use the notation  $\Delta\text{var}$  to denote  $\text{var}'' - \text{var}$ , i.e., the change in the variable over the course of an iteration. For instance,  $\Delta\Phi = \Phi'' - \Phi$ .

**Definition 6.21.** During an iteration of  $\Pi_{\text{enc}}^{\text{oblivious}}$ , Alice is said to undergo a transition if one of the "if" conditions in lines 22-29 of `AliceControlFlow` is true. The transition is called a meeting point transition (or MP transition) if either line 23 or line 25 is executed, while the transition is called an error transition if lines 27-29 are executed. Transitions for Bob are defined similarly, except that one refers to lines in the corresponding `BobControlFlow` function.

Now, we are ready for the main analysis. Lemmas 6.22, 6.23, and 6.24 prove lower bounds on the change in potential,  $\Delta\Phi$ , over the course of an iteration, depending on (1.) the state of the protocol prior to the iteration and (2.) whether/how control information is corrupted during the iteration.

**Lemma 6.22.** Suppose the protocol is in a perfectly synced state at the beginning of an iteration. Then, the change in potential  $\Phi$  over the course of the iteration behaves as follows, according to the subsequent state (at the end of the iteration):

1. If the subsequent state is perfectly synced or almost synced, then:
  - If the control information received by both parties is sound, then  $\Delta\Phi \geq b - Ct \cdot \log(1/\epsilon)$ , where  $t$  is the number of data (non-control) bits that are corrupted in the next iteration.
  - If the control information received by at least one party is invalid or maliciously corrupted, then  $\Delta\Phi \geq -Ct \cdot \log(1/\epsilon) - (D - 1)b \geq -Ct \cdot \log(1/\epsilon) - \min\{C_{\text{inv}}b, C_{\text{mal}}B\}$ .
2. If the subsequent state is unsynced, then  $\Delta\Phi \geq -C_{\text{mal}}B$ .

*Proof.* Assume that the protocol is currently in a perfectly synced state, and, without loss of generality, suppose that Alice is trying to send data bits corresponding to  $c_A$ -th  $B$ -block of  $\Pi_{\text{blk}}$  to Bob.

For the first part of the lemma statement, assume that the state after the next iteration is perfectly synced or almost synced. At the end of the iteration, Bob updates his estimate of what Alice is sending, and there are three cases:

- Case 1: Bob is still not able to decode the  $c_A$ -th  $B$ -block that Alice is sending, and  $j_B$  does not reset to zero. In this case, it is clear that  $j$  increases by 1, while  $\text{err}$  increases by  $t$ . Thus,  $\Delta\Phi \geq b - Ct \cdot \log(1/\epsilon)$  if the control information received by both parties is sound, while  $\Delta\Phi \geq -Ct \cdot \log(1/\epsilon) - (D - 1)b$  otherwise (as  $\text{inv}$  increases by 1).

- Case 2: Bob is still not able to decode the  $c_A$ -th  $B$ -block that Alice is sending, but  $j_B$  resets to 0 (after increasing to  $2s$ ). Then, note that if both parties receive sound control information in the next iteration, we have

$$\Delta\Phi \geq (b - Ct \cdot \log(1/\epsilon)) + (Db \cdot \text{inv} + C(\text{err} + t) \log(1/\epsilon) - 2B).$$

Moreover, we must have  $\text{err} + t \geq \frac{1}{2}\delta_{2s}(2B) = \frac{1}{15}B$ , which implies that

$$Db \cdot \text{inv} + C(\text{err} + t) \log(1/\epsilon) - 2B \geq 0,$$

as desired (for suitably large  $C$ ).

On the other hand, suppose some party receives invalid or maliciously corrupted control information in the next iteration. Then,

$$\Delta\Phi \geq (-Ct \cdot \log(1/\epsilon) - (D - 1)b) + (Db \cdot (\text{inv} + 1) + C(\text{err} + t) \log(1/\epsilon) - 2B).$$

Thus, to prove the lemma, it suffices to show

$$Db \cdot (\text{inv} + 1) + C(\text{err} + t) \log(1/\epsilon) - 2B \geq 0. \quad (1)$$

Let  $j_0$  be the last/most recent value of  $j_B$  occurring after an iteration in which Bob receives sound control information (or  $j_0 = 0$  if such an iteration did not occur). Thus, in the last  $2s - j_0 - 1$  iterations, Bob has not received sound control information. This implies that  $\text{inv} \geq 2s - j_0 - 1$  and  $\text{err} \geq \frac{1}{2}\delta_{j_0}j_0b$ . Thus, we reduce (1) to showing the following:

$$D(2s - j_0)b + \frac{C}{2}\delta_{j_0}j_0b \cdot \log(1/\epsilon) - 2B \geq 0. \quad (2)$$

Note that if  $j_0 \leq s$ , then  $\delta_{j_0} = 0$ , and so the lefthand side of (2) is at least

$$Dsb - 2B = (D - 2)B \geq 0,$$

as desired. Hence, we now assume that  $j_0 > s$ . Then, by Lemma 6.1,  $\delta_{j_0} \geq H^{-1}\left(\frac{j_0 - s}{j_0} - \frac{1}{4s}\right)$  (recall that  $H^{-1}$  is the unique inverse of  $H$  that takes values in  $[0, 1/2]$ ). Thus, (2) reduces to showing

$$\frac{C}{2}H^{-1}\left(\frac{j_0 - s}{j_0} - \frac{1}{4s}\right) \log(1/\epsilon) \geq D - \frac{2s(D - 1)}{j_0}. \quad (3)$$

Note that if  $j_0 \leq \frac{D-1}{D} \cdot 2s$ , then (3) is clearly true, as the righthand side of (3) is nonpositive. If  $j_0 > \frac{D-1}{D} \cdot 2s$ , then note that the righthand side of (3) is at most 1 (since  $j_0 \leq 2s$ ), while the lefthand side is at least

$$\begin{aligned} \frac{C}{2}H^{-1}\left(1 - \frac{s}{\frac{D-1}{D} \cdot 2s} - \frac{\epsilon'}{4}\right) \log(1/\epsilon) &\geq \frac{C}{2}H^{-1}\left(\frac{D - 2}{2(D - 1)} - \frac{\epsilon'}{4}\right) \log(1/\epsilon) \\ &\geq 1. \end{aligned}$$

- Case 3: Bob manages to decode the  $c_A$ -th  $B$ -block and updates his transcript. Then, the protocol either transitions to an almost synced state or remains in a perfectly synced state (if Alice receives maliciously corrupted control information indicating that Bob has already advanced his transcript). Thus,

$$\Delta\Phi \geq (b - Ct \cdot \log(1/\epsilon)) + B(1 + C_0H(\epsilon)) + C(\text{err} + t) \log(1/\epsilon) - (j + 2)b + Db \cdot \text{inv},$$



Hence, it suffices to show that

$$B(1 + C_0H(\epsilon)) + C(\text{err} + t) \log(1/\epsilon) - (j + 2)b + Db \cdot \text{inv} \geq 0. \quad (4)$$

Note that  $j \geq s$ . Suppose  $j_0$  is the last/most recent value of  $j_B$  occurring after an iteration in which Bob receives sound control information (or  $j_0 = 0$  if such an iteration did not occur). Then,  $\text{inv} \geq j - j_0$ . Hence, (4) reduces to showing

$$B(1 + C_0H(\epsilon)) + C \cdot \text{err}' \cdot \log(1/\epsilon) - (j + 2)b + Db(j - j_0) \geq 0. \quad (5)$$

Note that if  $j_0 \leq s$ , then the lefthand side of (5) is at least

$$\begin{aligned} B(1 + C_0H(\epsilon)) - (j + 2)b + Db(j - s) &\geq B(1 + C_0H(\epsilon)) + (D - 1)jb - DB - 2b \\ &\geq B(1 + C_0H(\epsilon)) + (D - 1)B - DB - 2b \\ &\geq B(C_0H(\epsilon) - 2\epsilon') \\ &\geq 0, \end{aligned}$$

as desired.

Now, assume  $j_0 > s$ . Let  $\epsilon_0$  be the fraction of errors in the first  $j_0b$  data bits sent since Alice and Bob became perfectly synced (or since the last reset). Then,

$$\text{err}' \geq \epsilon_0 j_0 b.$$

Hence, the lefthand side of (5) is at least

$$B(1 + C_0H(\epsilon)) + j_0b(C\epsilon_0 \log(1/\epsilon) - 1) - 2b + (D - 1)b(j - j_0). \quad (6)$$

Note that if  $C\epsilon_0 \log(1/\epsilon) \geq 1$ , then the above quantity is clearly nonnegative, as  $B \geq b/\epsilon' \geq 2b$ . Thus, let us assume that  $C\epsilon_0 \log(1/\epsilon) < 1$ . Now, recall from our choice of  $C^{\text{rateless}}$  and the fact that Bob had not successfully decoded the blocks sent by Alice before the current iteration, we have  $\epsilon_0 \geq \frac{1}{2}\delta_{j_0}$ , which implies that

$$\frac{j_0 - s}{j_0} - \frac{1}{4s} = H(\delta_{j_0}) \leq H(2\epsilon_0).$$

Hence,

$$j_0 \leq \frac{s}{1 - H(2\epsilon_0) - \frac{1}{4s}}.$$

Now, (6) is at least

$$\begin{aligned} &B(1 + C_0H(\epsilon)) + \frac{B(C\epsilon_0 \log(1/\epsilon) - 1)}{1 - H(2\epsilon_0) - \frac{1}{4s}} - 2b \\ &\geq B(1 + C_0H(\epsilon)) + \frac{B(C\epsilon_0 \log(1/\epsilon) - 1)}{1 - H(2\epsilon_0) - \frac{\epsilon'}{4}} - 2b \\ &\geq B \left( 1 + C_0H(\epsilon) - (1 - C\epsilon_0 \log(1/\epsilon)) \left( 1 + H(2\epsilon_0) + \frac{\epsilon'}{4} + 2 \left( H(2\epsilon_0) + \frac{\epsilon'}{4} \right)^2 \right) - 2\epsilon' \right) \\ &\geq B \left( 1 + C_0H(\epsilon) - 1 - H(2\epsilon_0) - \frac{\epsilon'}{4} - 2H(2\epsilon_0)^2 - \epsilon'H(2\epsilon_0) - \frac{\epsilon'^2}{8} + C\epsilon_0 \log(1/\epsilon) - 2\epsilon' \right) \\ &\geq B(C_0H(\epsilon) - 4\epsilon' - 3H(2\epsilon_0) + C\epsilon_0 \log(1/\epsilon)). \end{aligned} \quad (7)$$

Note that if  $\epsilon_0 < \epsilon$ , then (7) is bounded from below by

$$B(C_0 H(\epsilon) - 4\epsilon' - 3H(2\epsilon)) \geq B((4H(\epsilon) - 4\epsilon') + ((C_0 - 4)H(\epsilon) - 3H(2\epsilon))) \geq 0,$$

since  $H(\epsilon) \geq \epsilon \geq \epsilon'$ ,  $C_0 \geq 10$ , and  $2H(\epsilon) \geq H(2\epsilon)$ .

On the other hand, if  $\epsilon_0 \geq \epsilon$ , then (7) is bounded from below by

$$B((4H(\epsilon) - 4\epsilon') + (C\epsilon_0 \log(1/\epsilon_0) - 3H(2\epsilon_0))) \geq 0,$$

as long as  $C \geq 10$ .

This completes the proof of the first part of the lemma.

Next, we prove the second part of the lemma. Assume that the protocol is currently in a perfectly synced state and that the subsequent state is unsynced. Then, note that the control information of at least one party must be maliciously corrupted. Observe that  $k_A'' = k_B'' = 1$ , and  $\ell'' \leq 2B$ , while  $E_A'' = E_B'' = 0$ . Thus, if  $\text{sync}_A'' = \text{sync}_B''$ , then

$$\Delta\Phi \geq -jb - 2C_1B + 2bC_2 - bC_4 \geq -C_{\text{mal}}B,$$

while if  $\text{sync}_A'' \neq \text{sync}_B''$ , then

$$\Delta\Phi \geq -jb - 2C_1B - 1.6bC_5 - bC_6 \geq -C_{\text{mal}}B,$$

since  $jb \leq 2B$ . □

**Lemma 6.23.** *Suppose the protocol is in an almost synced state at the beginning of an iteration. Then, the change in potential  $\Phi$  over the course of the iteration behaves as follows, according to the control information received during the iteration:*

- *If the control information received by both parties is sound, then  $\Delta\Phi \geq b$ .*
- *If the control information received by at least one party is invalid, but neither party's control information is maliciously corrupted, then the potential does not change, i.e.,  $\Delta\Phi \geq -b \geq -C_{\text{inv}}b$ .*
- *If the control information received by at least one party is maliciously corrupted, then  $\Delta\Phi \geq -C_{\text{mal}}B$ .*

*Proof.* Assume the protocol lies in an almost synced state. We consider the following cases, according to the subsequent state in the protocol.

- Case 1: The subsequent state is perfectly synced. Then, we must have that  $\Delta\Phi \geq (j+1)b \geq b$ .
- Case 2: The subsequent state is also almost synced. Then, note that the control information received by some party must be invalid or maliciously corrupted. Moreover, since  $\max\{\ell_A, \ell_B\}$  remains unchanged and  $j$  can increase by at most 1, it follows that  $\Delta\Phi \geq -b \geq -C_{\text{mal}}B$ .
- Case 3: The subsequent state is unsynced. Then, observe that the control information received by some party must be maliciously corrupted. Note that  $\ell^{+''} \geq \max\{\ell_A, \ell_B\} - B$ , and  $\ell^{-''} \leq 3B$ . Moreover,  $k_A'' = k_B'' = 1$ . Therefore, if  $\text{sync}_A'' = \text{sync}_B''$ , then

$$\begin{aligned} \Delta\Phi &\geq -B(1 + C_0 H(\epsilon)) - 3C_1B + 2bC_2 - bC_4 \\ &\geq -C_{\text{mal}}B, \end{aligned}$$

while if  $\text{sync}_A'' \neq \text{sync}_B''$ , then

$$\begin{aligned}\Delta\Phi &\geq -B(1 + C_0H(\epsilon)) - 3C_1B - 1.6bC_5 - bC_6 \\ &\geq -C_{\text{mal}}B,\end{aligned}$$

as desired. □

**Lemma 6.24.** *Suppose the protocol is in an unsynced state at the beginning of an iteration. Then, the change in potential  $\Phi$  over the course of the iteration behaves as follows, according to the control information received during the iteration:*

1. *If the control information received by both parties is sound, then  $\Delta\Phi \geq b$ .*
2. *If the control information received by at least one party is invalid, but neither party's control information is maliciously corrupted, then  $\Delta\Phi \geq -C_{\text{inv}}b$ .*
3. *If the control information received by at least one party is maliciously corrupted, then  $\Delta\Phi \geq -C_{\text{mal}}B$ .*

*Proof.* We consider several cases, depending on the values of  $k_A, k_B$  and what transitions occur before the end of the iteration.

- Case 1:  $k_A \neq k_B$ .

- Subcase 1: No transitions occur before the start of the next iteration.

- a.) If the control information sent by both parties is sound or invalid, then note that  $\Delta k_A = \Delta E_A \in \{0, 1\}$  and  $\Delta k_B = \Delta E_B \in \{0, 1\}$ . Also, at least one of  $\Delta k_A, \Delta k_B$  must be 1, while  $\ell^+, \ell^-, \text{mal}_{AB}$  remain unchanged. Moreover, the state will remain an unsynced state with  $k_A'' \neq k_B''$ . Therefore,

$$\Delta\Phi \geq b(-0.8C_5 + 0.9C_5) \geq b.$$

- b.) If at least one party's control information is maliciously corrupted and  $k_A, k_B > 1$ , then note that the state at the beginning of the next iteration will also be unsynced with  $k_A'' \neq k_B''$ . Also, observe that  $\Delta k_A = \Delta k_B = 1$ , while  $\ell^+, \ell^-$  remain unchanged. Thus,

$$\Delta\Phi \geq 2b(-0.8C_5) - 2C_7B \geq -C_{\text{mal}}B.$$

- c.) If at least one party's control information is maliciously corrupted and one of  $k_A, k_B$  is 1, then without loss of generality, assume  $k_A = 1$  and  $k_B > 1$ . Note that  $k_B$  increases by 1. Also, if  $k_A$  does not increase, then  $\ell^-$  can increase by at most  $B$ . Hence,

$$\Delta\Phi \geq -0.8bC_5 - 2C_7B - \max\{0.8bC_5, C_1B\} \geq -C_{\text{mal}}B.$$

- Subcase 2: Only one of Alice and Bob undergoes a transition before the start of the next iteration. Without loss of generality, assume that Alice makes the transition. Also, let

$$P_1 = \begin{cases} 0.2C_7(k_A + 1)B - (1 + C_0H(\epsilon) + C_1)k_AB & \text{if Alice has an MP trans.} \\ 0 & \text{otherwise} \end{cases} \quad (8)$$

Note that  $P_1 \geq 0$  for a suitable choice of constants  $C_0, C_1, C_7$ . Also observe that if  $k_A \geq 3$ , then

$$E_A \leq \frac{1}{2}(k_A + 1) - 1 + 0.2 \cdot \frac{1}{2}(k_A + 1) = 0.6k_A - 0.4 \leq 0.7(k_A - 1), \quad (9)$$

since an error transition did not occur when Alice's backtracking parameter was equal to  $\frac{1}{2}(k_A + 1)$ , and an additional  $\frac{1}{2}(k_A + 1) - 1$  iterations have occurred since then. Note that (9) also holds if  $k_A < 3$  since it must be the case that  $E_A = 0$ .

- a.) Suppose the control information sent by each party is sound. Then, note that  $(k_A'', \text{sync}_A'') \neq (k_B'', \text{sync}_B'')$ . Moreover, if Alice's transition is a meeting point transition, then we must have  $\text{mal}_A \geq 0.2(k_A + 1)$ , and the transition can cause Alice's transcript  $T_A$  to be rewound by at most  $k_A B$  bits, which implies that  $\Delta\ell^- \leq k_A B$  and  $\Delta\ell^+ \geq -k_A B$ .

Thus, if  $k_A, k_B > 1$ , then by (9), we have

$$\begin{aligned} \Delta\Phi &\geq 0.8bC_5(k_A - 1) - 0.9bC_5E_A + (-0.8bC_5 + 0.9bC_5) + P_1 \\ &\geq 0.8bC_5(k_A - 1) - 0.9bC_5 \cdot 0.7(k_A - 1) + 0.1bC_5 \\ &\geq 0.27bC_5 \\ &\geq b, \end{aligned}$$

while if  $k_A = 1$  and  $k_B > 1$ , then

$$\begin{aligned} \Delta\Phi &\geq -0.8bC_5 + 0.9bC_5 + P_1 \\ &\geq 0.1bC_5 \\ &\geq b. \end{aligned}$$

Finally, if  $k_B = 1$ , then  $k_A > 1$  and so, by (9), we have

$$\begin{aligned} \Delta\Phi &\geq 0.8bC_5(k_A - 1) - 0.9bC_5E_A - bC_6 + P_1 \\ &\geq 0.8bC_5(k_A - 1) - 0.9bC_5 \cdot 0.7(k_A - 1) - bC_6 \\ &\geq (0.17C_5 - C_6)b \\ &\geq b. \end{aligned}$$

- b.) Suppose the control information sent by at least one party is invalid, but neither party's control information is maliciously corrupted. Again, we note that if Alice's transition is a meeting point transition, then  $\text{mal}_A \geq 0.2(k_A + 1)$  and  $\Delta\ell^- \leq k_A B$  and  $\Delta\ell^+ \geq -k_A B$ .

First, suppose that  $k_B = \text{sync}_B = 1$  and that Bob receives invalid control information. Then, note that  $(k_A'', \text{sync}_A'') = (k_B'', \text{sync}_B'') = (1, 1)$ . Thus, by (9),

$$\begin{aligned} \Delta\Phi &\geq 0.8bC_5(k_A + 1) - 0.9bC_5E_A + 2bC_2 - bC_4 + P_1 \\ &\geq 0.8bC_5(k_A + 1) - 0.9bC_5 \cdot 0.7(k_A - 1) + 2bC_2 - bC_4 \\ &\geq (2C_2 - C_4 + 1.77C_5)b \\ &\geq -C_{\text{inv}}b. \end{aligned}$$

Next, suppose that  $k_B = \text{sync}_B = 1$  but Bob receives sound information. Then, note that  $(k_A'', \text{sync}_A'') \neq (k_B'', \text{sync}_B'')$ . Hence, by (9),

$$\begin{aligned}\Delta\Phi &\geq 0.8bC_5(k_A - 1) - 0.9bC_5E_A - bC_6 + P_1 \\ &\geq 0.8bC_5(k_A - 1) - 0.9bC_5 \cdot 0.7(k_A - 1) - bC_6 \\ &\geq (0.17C_5 - C_6)b \\ &\geq -C_{\text{inv}}b.\end{aligned}$$

Finally, suppose that  $(k_B, \text{sync}_B) \neq (1, 1)$ . Then,  $\Delta k_B = \Delta E_B = 1$ . Thus, if  $k_A > 1$ , then by (9),

$$\begin{aligned}\Delta\Phi &\geq 0.8bC_5(k_A - 1) - 0.9bC_5E_A + (-0.8bC_5 + 0.9bC_5) + P_1 \\ &\geq 0.8bC_5(k_A - 1) - 0.9bC_5 \cdot 0.7(k_A - 1) + 0.1bC_5 \\ &\geq 0.27C_5b \\ &\geq -C_{\text{inv}}b,\end{aligned}$$

while if  $k_A = 1$ , Alice's transition must be an error transition and so,

$$\begin{aligned}\Delta\Phi &\geq -0.8bC_5 + 0.9bC_5 \\ &= 0.1C_5b \\ &\geq -C_{\text{inv}}b.\end{aligned}$$

- c.) Suppose the control information sent by at least one of the parties is maliciously corrupted. If Alice's transition is a meeting point transition, then  $\text{mal}_A \geq 0.2(k_A + 1) - 1$ , and  $T_A$  can be rewound up to at most  $k_AB$  bits during the transition. First, suppose that  $(k_B'', \text{sync}_B'') \neq (1, 1)$ . Then,  $\Delta k_B \leq 1$  and  $\Delta \text{mal}_B \leq 1$ . Thus, by (9), we have

$$\begin{aligned}\Delta\Phi &\geq 0.8bC_5(k_A - 1) - 0.9bC_5E_A - 0.8bC_5 - C_7B - bC_6 + (P_1 - C_7B) \\ &\geq 0.8bC_5(k_A - 1) - 0.9bC_5 \cdot 0.7(k_A - 1) - 0.8bC_5 - C_7B - bC_6 - C_7B \\ &\geq -(0.8C_5 + C_6)b - 2C_7B \\ &\geq -C_{\text{mal}}B.\end{aligned}$$

Next, suppose that  $(k_B'', \text{sync}_B'') = (1, 1)$ . Then, since Bob does not undergo a transition, we have  $k_B = \text{sync}_B = 1$ . Also, the length of  $T_B$  can increase by at most  $B$  bits over the course of the next iteration. Hence,

$$\begin{aligned}\Delta\Phi &\geq 0.8bC_5k_{AB} - 0.9bC_5E_{AB} - C_1B + (P - C_7B) + 2bC_2 - bC_4 \\ &\geq 0.8bC_5(k_A + 1) - 0.9bC_5 \cdot 0.7(k_A - 1) - C_1B - C_7B + 2bC_2 - bC_4 \\ &\geq (2C_2 - C_4 + 1.6C_5)b - (C_1 + C_7)B \\ &\geq -C_{\text{mal}}B.\end{aligned}$$

- Subcase 3: Both Alice and Bob undergo transitions before the start of the next iteration. Again, note that  $E_A \leq 0.7(k_A - 1)$ , due to (9). Similarly,  $E_B \leq 0.7(k_B - 1)$ . Also, we define  $P_1$  as in (8) and define  $P_2$  analogously:

$$P_2 = \begin{cases} 0.2C_7(k_B + 1)B - (1 + C_0H(\epsilon) + C_1)k_BB & \text{if Bob has an MP trans.} \\ 0 & \text{otherwise} \end{cases}.$$

Observe that  $P_1, P_2 \geq 0$  for a suitable choice of constants  $C_0, C_1, C_7$ .

First, suppose that no party receives maliciously corrupted control information. Then, note that if Alice undergoes a meeting point transition, then  $\text{mal}_A \geq 0.2(k_A + 1)$ , and the transition can cause  $T_A$  to be rewound by at most  $k_A B$  bits. Similarly, if Bob undergoes a meeting point transition, then  $\text{mal}_B \geq 0.2(k_B + 1)$ , and the transition can cause  $T_B$  to be rewound by at most  $k_B B$  bits. Thus, regardless of the types of transitions that Alice and Bob make, we have

$$\begin{aligned}\Delta\Phi &\geq 0.8bC_5k_{AB} - 0.9bC_5E_{AB} + P_1 + P_2 + 2bC_2 - bC_4 \\ &\geq 0.8bC_5k_{AB} - 0.9bC_5 \cdot 0.7((k_A - 1) + (k_B - 1)) + 2bC_2 - bC_4 \\ &\geq (2C_2 - C_4 + 1.6C_5)b \\ &\geq b,\end{aligned}$$

Now, suppose some party receives maliciously corrupted control information. We instead have  $\text{mal}_A \geq 0.2(k_A + 1) - 1$  and  $\text{mal}_B \geq 0.2(k_B + 1) - 1$ . Thus,

$$\begin{aligned}\Delta\Phi &\geq 0.8bC_5k_{AB} - 0.9bC_5E_{AB} + (P_1 - C_7B) + (P_2 - C_7B) + 2bC_2 - bC_4 \\ &\geq (2C_2 - C_4 + 1.6C_5)b - 2C_7B \\ &\geq -C_{\text{mal}}B,\end{aligned}$$

as desired.

- Case 2:  $k_A = k_B = 1$ .

- Subcase 1:  $\text{sync}_A = \text{sync}_B = 1$ . Then, note that if both parties receive sound control information, then  $\text{sync}_A'' = \text{sync}_B'' = 0$ . Thus,

$$\Delta\Phi = -\Delta Z_1 = \frac{1}{2}bC_4 \geq b.$$

On the other hand, if some party receives invalid control information but neither party receives maliciously corrupted control information, then note that either  $\text{sync}_A'' = \text{sync}_B'' = 1$ , in which case,

$$\Delta\Phi = 0 \geq -C_{\text{inv}}b,$$

or  $\text{sync}_A'' \neq \text{sync}_B''$ , in which case,

$$\Delta\Phi \geq -2bC_2 + bC_4 - 1.6bC_5 - bC_6 \geq -C_{\text{inv}}b.$$

Finally, consider the case in which some party receives maliciously corrupted information. Then, if  $\text{sync}_A'' = \text{sync}_B''$ , note that  $\Delta\ell^- \leq 2$ . Thus, if the subsequent state is unsynced, then

$$\Delta\Phi \geq -2C_1B \geq -C_{\text{mal}}B,$$

while if the subsequent state is perfectly or almost synced, then

$$\Delta\Phi \geq -2bC_2 + bC_4 - (2s + 1)b \geq -C_{\text{mal}}B.$$

Otherwise, if  $\text{sync}_A'' \neq \text{sync}_B''$ , then  $\Delta\ell^- \leq 1$ , and so,

$$\Delta\Phi \geq -C_1B - 2bC_2 + bC_4 - 1.6bC_5 - bC_6 \geq -C_{\text{mal}}B.$$

- Subcase 2:  $\text{sync}_A = \text{sync}_B = 0$ . First, suppose both parties receive sound control information. Then, either both parties do not undergo any transitions, in which case,

$$\Delta\Phi \geq 2bC_2 + \frac{1}{2}bC_4 \geq b,$$

or both parties undergo a meeting point transition, in which case the subsequent state is perfectly synced, and so,

$$\Delta\Phi \geq -2bC_2 + \frac{1}{2}bC_4 \geq b.$$

Next, consider the case in which some party receives invalid control information, but neither party receives maliciously corrupted control information. Suppose, without loss of generality, that Alice receives invalid control information. Then,  $k'_A = \text{sync}'_A = 1$ . Note that if  $k''_B = 2$ , then

$$\Delta\Phi \geq -2bC_2 + \frac{1}{2}bC_4 - 2.4bC_5 \geq -C_{\text{inv}}b.$$

Otherwise, if  $k''_B = 1$ , then either the subsequent state is perfectly synced, in which case

$$\Delta\Phi \geq -2bC_2 + \frac{1}{2}bC_4 \geq -C_{\text{inv}}b,$$

or the subsequent state is almost synced, in which case

$$\Delta\Phi \geq B(1 + C_0H(\epsilon)) - 2bC_2 + \frac{1}{2}bC_4 - b \geq -C_{\text{inv}}b,$$

or the subsequent state is unsynced, in which case

$$\Delta\Phi \geq -\frac{1}{2}bC_4 \geq -C_{\text{inv}}b.$$

Finally, consider the case in which some party receives maliciously corrupted control information. If  $k'_A = k''_B = 2$ , then

$$\Delta\Phi \geq 2bC_2 - 4C_7B + \frac{1}{2}bC_4 \geq -C_{\text{mal}}B.$$

On the other hand, if  $k'_A = k''_B = 1$ , then  $\Delta\ell^- \leq 2$ . Thus, if the subsequent state is unsynced, then

$$\Delta\Phi \geq -2(1 + C_0H(\epsilon) + C_1)B - \frac{1}{2}bC_4 \geq -C_{\text{mal}}B,$$

while if the subsequent state is perfectly or almost synced, then

$$\Delta\Phi \geq -2(1 + C_0H(\epsilon) + C_1)B + \frac{1}{2}bC_4 - b \geq -C_{\text{mal}}B.$$

If  $k'_A \neq k''_B$ , then without loss of generality, assume that  $k'_A = 2$  and  $k''_B = 1$ . We then have

$$\Delta\Phi \geq -(1 + C_0H(\epsilon) + C_1)B - 2bC_2 + \frac{1}{2}bC_4 - 2.4bC_5 - C_7B \geq -C_{\text{mal}}B.$$

- Subcase 3:  $\text{sync}_A \neq \text{sync}_B$ . Without loss of generality, assume that  $\text{sync}_A = 1$  and  $\text{sync}_B = 0$ .

First, suppose that neither party receives maliciously corrupted control information. Then,  $k_A'' = \text{sync}_A'' = k_B'' = \text{sync}_B'' = 1$ . Thus, if the subsequent state is unsynced, then we have

$$\Delta\Phi \geq 1.6bC_5 + bC_6 + 2bC_2 - bC_4 \geq b,$$

while if the subsequent state is perfectly or almost synced, then

$$\Delta\Phi \geq 1.6bC_5 + bC_6 - b \geq b.$$

Next, suppose that some party receives maliciously corrupted control information. Note that  $k_A'' = 1$ . If  $\text{sync}_A = 1$  and  $k_B'' = 2$ , then  $\Delta\ell^- \leq 1$ , and so,

$$\Delta\Phi \geq -C_1B - 0.8bC_5 - C_7B + bC_6 \geq -C_{\text{mal}}B.$$

If  $\text{sync}_A = 1$  and  $k_B'' = 1$ , then either the subsequent state is unsynced, in which case,

$$\Delta\Phi \geq -C_1B - (1 + C_0H(\epsilon) + C_1)B + 0.8bC_5 + bC_6 + 2bC_2 - bC_4 \geq -C_{\text{mal}}B,$$

or the subsequent state is perfectly/almost synced, in which case,

$$\Delta\Phi \geq -C_1B - (1 + C_0H(\epsilon) + C_1)B + 1.6bC_5 + bC_6 - (2s + 1)b \geq -C_{\text{mal}}B.$$

Finally, suppose  $\text{sync}_A = 0$ . Then, note that

$$\Delta\Phi \geq -(1 + C_0H(\epsilon) + C_1)B - 0.8bC_5 - C_7B \geq -C_{\text{mal}}B.$$

- Case 3: The protocol is in an unsynced state, and  $k_A = k_B > 1$ .

- Subcase 1: Suppose neither Alice nor Bob undergoes a transition before the start of the next iteration. Then, we have  $\Delta k_A = \Delta k_B = 1$ . If the control information received by both parties is either sound or invalid, then we have

$$\Delta\Phi \geq 2bC_2 \geq b.$$

On the other hand, if some party's control information is maliciously corrupted, then

$$\Delta\Phi \geq 2bC_2 - 2bC_3 - 4BC_7 \geq -C_{\text{mal}}B.$$

- Subcase 2: Suppose both Alice and Bob undergo a transition, and suppose at least one of the transitions is a meeting point transition.

- a.) Suppose  $\ell'' = 0$  and  $k_A + 1 = k_B + 1 \leq \frac{4\ell^-}{B}$ . Then, note that  $\ell^+$  decreases by at most  $k_AB = k_BB$ . Thus,

$$\begin{aligned} \Delta\Phi &\geq -k_AB(1 + C_0H(\epsilon)) + C_1\ell^- - 2C_2b(k_A - 1) - C_4b \\ &\geq -k_AB(1 + C_0H(\epsilon)) + C_1 \cdot \frac{B(k_A + 1)}{4} - 2C_2b(k_A - 1) - C_4b \\ &= k_AB \left( \frac{C_1}{4} - C_0H(\epsilon) - \frac{2C_2b}{B} - 1 \right) + \frac{C_1B}{4} + (2C_2 - C_4)b \\ &\geq b. \end{aligned}$$



- b.) Suppose  $\ell^{-''} \neq 0$ . Without loss of generality, assume that Alice has made a meeting point transition. Note that if Alice has made an incorrect meeting point transition, then it is clear that  $\text{mal}'_A \geq 0.2(k_A + 1)$ . On the other hand, if she has made a correct transition, then Bob has made an incorrect transition, since  $\ell^{-''} \neq 0$ , and so,  $\text{mal}'_B \geq 0.2(k_A + 1)$ . Since  $\text{mal}'_A = \text{mal}'_B$ , it follows that  $\text{mal}'_{AB} \geq 0.4(k_A + 1)$  in either case. Thus, if the control information in the current round is not maliciously corrupted, then  $\text{mal}_{AB} \geq 0.4(k_A + 1)$ , and so,

$$\begin{aligned}\Delta\Phi &\geq -k_AB(1 + C_0H(\epsilon) + C_1) - 2C_2b(k_A - 1) + 2C_7B \cdot 0.4(k_A + 1) - C_4b \\ &\geq k_AB \left( 0.8C_7 - C_0H(\epsilon) - C_1 - \frac{2C_2b}{B} - 1 \right) + (2C_2 - C_4)b + 0.8C_7B \\ &\geq b.\end{aligned}$$

Otherwise, if some party's control information in the current round is corrupted, then  $\text{mal}_{AB} \geq 0.4(k_A + 1) - 2$ , and so,

$$\begin{aligned}\Delta\Phi &\geq k_AB \left( 0.8C_7 - C_0H(\epsilon) - C_1 - \frac{2C_2b}{B} - 1 \right) + (2C_2 - C_4)b - 3.2C_7B \\ &\geq -C_{\text{mal}}B.\end{aligned}$$

- c.) Suppose that  $\ell^{-''} = 0$  but  $k_A + 1 = k_B + 1 > \frac{4\ell^-}{B}$ . Then observe that there must have been at least

$$\frac{1}{4}(k_A + 1) - 0.2 \cdot \frac{1}{2}(k_A + 1) - 0.2 \cdot \frac{1}{2}(k_A + 1) = 0.05(k_A + 1) \quad (10)$$

maliciously corrupted rounds among the past  $k_A$  rounds. This is because there were  $\frac{1}{4}(k_A + 1)$  iterations taking place as Alice's backtracking parameter increased from  $\frac{1}{4}(k_A + 1)$  to  $\frac{1}{2}(k_A + 1)$ , of which at most  $0.2 \cdot \frac{1}{2}(k_A + 1)$  iterations could have had invalid control information for Alice, and at most  $0.2 \cdot \frac{1}{2}(k_A + 1)$  iterations could have had sound control information for Alice (since Alice did not undergo a meeting point transmission when her backtracking parameter reached  $\frac{k_A+1}{2}$ ). Thus,  $\text{mal}_{AB} \geq 2 \cdot 0.05(k_A + 1) = 0.1(k_A + 1)$  and so,

$$\begin{aligned}\Delta\Phi &\geq -k_AB(1 + C_0H(\epsilon)) - 2bC_2(k_A - 1) + C_7B \cdot \text{mal}_{AB} - C_4b \\ &\geq k_AB \left( 0.1C_7 - C_0H(\epsilon) - \frac{2C_2b}{B} - 1 \right) + (2C_2 - C_4)b + 0.1C_7B \\ &\geq b.\end{aligned}$$

- Subcase 3: Suppose both Alice and Bob undergo error transitions. Then,  $E'_A \geq 0.2(k_A + 1)$  and  $E'_B \geq 0.2(k_B + 1) = 0.2(k_A + 1)$ . Therefore, if both parties receive sound control information, then  $E_A, E_B \geq 0.2(k_A + 1)$ , and so,

$$\begin{aligned}\Delta\Phi &\geq C_3bE_{AB} - 2C_2b(k_A - 1) - C_4b \\ &\geq C_3b(0.4k_A + 0.4) - 2C_2b(k_A - 1) - C_4b \\ &\geq (0.4C_3 - 2C_2)k_Ab + (2C_2 + 0.4C_3 - C_4)b \\ &\geq (0.8C_3 - C_4)b \\ &\geq b.\end{aligned}$$

On the other hand, if some party receives invalid or maliciously corrupted control information, then  $E_A, E_B \geq 0.2(k_A + 1) - 1$ , and so,

$$\begin{aligned}\Delta\Phi &\geq C_3 b E_{AB} - 2C_2 b (k_A - 1) - C_4 b \\ &\geq (0.4C_3 - 2C_2) k_A b + (2C_2 - 1.6C_3 - C_4) b \\ &\geq (-1.2C_3 - C_4) b \\ &\geq -C_{\text{inv}} b.\end{aligned}$$

– **Subcase 4:** Suppose only one of Alice and Bob undergoes a transition before the next iteration. Without loss of generality, assume Alice undergoes the transition.

a.) Suppose the transition is an error transition. If both parties' control information is sound, then observe that  $E_A \geq 0.2(k_A + 1)$ . Thus,

$$\begin{aligned}\Delta\Phi &\geq -2bC_2 k_A + bC_3 E_A - 0.8bC_5(k_A + 2) \\ &\geq -2bC_2 k_A + bC_3(0.2k_A + 0.2) - 0.8bC_5(k_A + 2) \\ &\geq k_A b(0.2C_3 - 0.8C_5 - 2C_2) + (0.2C_3 - 1.6C_5) b \\ &\geq b.\end{aligned}$$

Otherwise, if some party's control information is invalid, but neither party's control information is maliciously corrupted, then  $E_A \geq 0.2(k_A + 1) - 1 = 0.2k_A - 0.8$ , and so,

$$\begin{aligned}\Delta\Phi &\geq -2bC_2 k_A + bC_3 E_A - 0.8bC_5(k_A + 2) \\ &\geq -2bC_2 k_A + bC_3(0.2k_A - 0.8) - 0.8bC_5(k_A + 2) \\ &\geq k_A b(0.2C_3 - 0.8C_5 - 2C_2) - (0.8C_3 + 1.6C_5) b \\ &\geq -C_{\text{inv}} b.\end{aligned}$$

Finally, if some party's control information is maliciously corrupted, then again, we have  $E_A \geq 0.2k_A - 0.8$ . Thus,

$$\begin{aligned}\Delta\Phi &\geq -2bC_2 k_A + bC_3 E_A - 0.8bC_5(k_A + 2) - C_7 B \\ &\geq k_A b(0.2C_3 - 0.8C_5 - 2C_2) - (0.8C_3 + 1.6C_5) b - C_7 B \\ &\geq -C_{\text{mal}} B.\end{aligned}$$

b.) Suppose the transition is a meeting point transition. Then, since only one of the two players is transitioning, either (1.) Alice is incorrectly transitioning, meaning that  $\text{mal}'_A, \text{mal}'_B \geq 0.2(k_A + 1)$ , or (2.) Bob should have also been transitioning, meaning that  $\text{mal}'_A, \text{mal}'_B \geq \frac{1}{2}(k_A + 1) - 0.2(k_A + 1) - 0.2(k_A + 1) \geq 0.1(k_A + 1)$ . Either way,  $\text{mal}'_A, \text{mal}'_B \geq 0.1(k_A + 1)$ .

Hence, if neither party's control information in the current round is maliciously corrupted, then  $\text{mal}_A, \text{mal}_B \geq 0.1(k_A + 1)$ , and so,

$$\begin{aligned}\Delta\Phi &\geq -2bC_2 k_A - 0.8bC_5(k_A + 2) + 2C_7 B \cdot \text{mal}_A + C_7 B \cdot \text{mal}_B \\ &\quad - k_A B(1 + C_0 H(\epsilon) + C_1) \\ &\geq -2bC_2 k_A - 0.8bC_5(k_A + 2) + 0.3C_7 B(k_A + 1) - k_A B(1 + C_0 H(\epsilon) + C_1) \\ &\geq k_A B \left( 0.3C_7 - C_1 - C_0 H(\epsilon) - 2C_2 \frac{b}{B} - 0.8C_5 \frac{b}{B} - 1 \right) - 1.6bC_5 + 0.3C_7 B \\ &\geq b.\end{aligned}$$

Otherwise, if there is maliciously corrupted control information in the current round, then  $\text{mal}_A, \text{mal}_B \geq 0.1(k_A + 1) - 1 = 0.1k_A - 0.9$ , and so,

$$\begin{aligned}
\Delta\Phi &\geq -2bC_2k_A - 0.8bC_5(k_A + 2) + 2C_7B \cdot \text{mal}_A + C_7B \cdot \text{mal}_B - C_7B \\
&\quad - k_AB(1 + C_0H(\epsilon) + C_1) \\
&\geq -2bC_2k_A - 0.8bC_5(k_A + 2) + 3C_7B(0.1k_A - 0.9) - C_7B \\
&\quad - k_AB(1 + C_0H(\epsilon) + C_1) \\
&\geq k_AB \left( 0.3C_7 - C_1 - C_0H(\epsilon) - 2C_2\frac{b}{B} - 0.8C_5\frac{b}{B} - 1 \right) - 1.6bC_5 - 2.7C_7B \\
&\geq -C_{\text{mal}}B,
\end{aligned}$$

as desired. □

Now, we are ready to prove the main theorem of the section, which implies Theorem 1.1 for the choice  $\epsilon' = \epsilon^2$ .

**Theorem 6.25.** *For any sufficiently small  $\epsilon > 0$  and  $n$ -round interactive protocol  $\Pi$  with average message length  $\ell = \Omega(1/\epsilon'^3)$ , the protocol  $\Pi_{\text{enc}}^{\text{oblivious}}$  given in Figure 3 successfully simulates  $\Pi$ , with probability  $1 - 2^{-\Omega(\epsilon'^2 N_{\text{iter}})}$ , over an oblivious adversarial channel with an  $\epsilon$  error fraction while achieving a communication rate of  $1 - \Theta(\epsilon \log(1/\epsilon)) = 1 - \Theta(H(\epsilon))$ .*

*Proof.* Recall that  $\Pi_{\text{blk}}$  has  $n'$  rounds, where  $n' = n(1 + O(\epsilon'))$ . Let  $N_{\text{mal}}$  be the number of iterations of  $\Pi_{\text{enc}}^{\text{oblivious}}$  in which some party's control information is maliciously corrupted. Moreover, let  $N_{\text{inv}}$  be the number of iterations in which some party's control information is invalid but neither party's control information is maliciously corrupted. Finally, let  $N_{\text{sound}}$  be the number of iterations starting at an unsynced or almost synced state such that both parties receive sound control information.

Now, by Lemma 6.19, we know that with probability  $1 - 2^{-\Omega(\epsilon'^2 N_{\text{iter}})}$ ,  $N_{\text{mal}} = O(\epsilon'^2 N_{\text{iter}})$ . Also, by Lemma 6.18,  $N_{\text{inv}} = O(\epsilon N_{\text{iter}})$  with probability  $1 - 2^{-\Omega(\epsilon' N_{\text{iter}})}$ . Recall that the total number of data bits that can be corrupted by the adversary throughout the protocol is at most  $\epsilon b N_{\text{iter}}$ . Since  $N_{\text{iter}} = N_{\text{sound}} + N_{\text{inv}} + N_{\text{mal}}$ , Lemmas 6.22, 6.23, and 6.24 imply that at the end of the execution of  $\Pi_{\text{enc}}^{\text{oblivious}}$ , the potential function  $\Phi$  satisfies

$$\begin{aligned}
\Phi &\geq bN_{\text{sound}} - C\epsilon bN_{\text{iter}} \log(1/\epsilon) - C_{\text{inv}}bN_{\text{inv}} - C_{\text{mal}}BN_{\text{mal}} \\
&= b(N_{\text{iter}} - N_{\text{inv}} - N_{\text{mal}}) - C\epsilon bN_{\text{iter}} \log(1/\epsilon) - C_{\text{inv}}bN_{\text{inv}} - C_{\text{mal}}BN_{\text{mal}} \\
&= bN_{\text{iter}} - C\epsilon bN_{\text{iter}} \log(1/\epsilon) - (C_{\text{inv}} + 1)bN_{\text{inv}} - (C_{\text{mal}}B + b)N_{\text{mal}} \\
&= bN_{\text{iter}} - C\epsilon bN_{\text{iter}} \log(1/\epsilon) - O(\epsilon) \cdot (C_{\text{inv}} + 1)bN_{\text{iter}} - O(\epsilon'^2) \cdot (C_{\text{mal}}B + b)N_{\text{iter}} \\
&= bN_{\text{iter}}(1 - O(\epsilon) \cdot (C_{\text{inv}} + 1) - O(\epsilon'^2) \cdot (C_{\text{mal}}B + b)) - C\epsilon \log(1/\epsilon) \\
&= bN_{\text{iter}}(1 - O(\epsilon \log(1/\epsilon))) \\
&= b \cdot \frac{n'}{b} (1 + \Theta(\epsilon \log(1/\epsilon))) \\
&\geq n'(1 + C_0H(\epsilon)) + (C_0 + 1)B.
\end{aligned}$$

Now, in order to complete the proof, it suffices to show that  $\ell^+ \geq n'$ . We consider several cases, based on the ending state:

- If the ending state is perfectly synced, then note that  $jb - C \cdot \text{err} \cdot \log(1/\epsilon) \leq 2B$ . Thus,

$$\ell^+ \geq \frac{\Phi - 2B}{1 + C_0 H(\epsilon)} \geq n'.$$

- If the ending state is almost synced, then note that

$$\ell^+ \geq \frac{\Phi}{1 + C_0 H(\epsilon)} - B \geq n'.$$

- If the ending state is unsynced and  $(k_A, \text{sync}_A) = (k_B, \text{sync}_B)$ , then first consider the case  $k_A = k_B = 1$ . In this case,

$$\Phi \leq \ell^+(1 + C_0 H(\epsilon)) + 2bC_2,$$

and so,

$$\ell^+ \geq \frac{\Phi - 2bC_2}{1 + C_0 H(\epsilon)} \geq n'.$$

Now, consider the case  $k_A = k_B \geq 2$ . Note that either  $\ell^- \geq \frac{B}{4}(k_A + 1)$  or

$$\text{mal}_{AB} \geq 2 \cdot \text{mal}_A \geq 2 \left( \frac{1}{2} \tilde{k}_A - 0.2 \tilde{k}_A - 0.2 \tilde{k}_A \right) \geq 0.2 \tilde{k}_A \geq 0.1(k_A + 1)$$

(see (10)). If the former holds, then

$$\begin{aligned} \Phi &\leq \ell^+(1 + C_0 H(\epsilon)) - C_1 \ell^- + bC_2 k_{AB} \\ &\leq \ell^+(1 + C_0 H(\epsilon)) - C_1 \cdot \frac{B}{4}(k_A + 1) + 2bC_2 k_A \\ &\leq \ell^+(1 + C_0 H(\epsilon)). \end{aligned}$$

Otherwise, if the latter holds, then

$$\begin{aligned} \Phi &\leq \ell^+(1 + C_0 H(\epsilon)) + bC_2 k_{AB} - 2C_7 B \text{mal}_{AB} \\ &\leq \ell^+(1 + C_0 H(\epsilon)) + 2bC_2 k_A - 2C_7 B(0.1(k_A + 1)) \\ &\leq \ell^+(1 + C_0 H(\epsilon)). \end{aligned}$$

Either way,

$$\ell^+ \geq \frac{\Phi}{1 + C_0 H(\epsilon)} \geq n'.$$

- If the ending state is unsynced and  $k_A \neq k_B$ , then consider the following. Note that if  $k_A = 1$ , then  $E_A = 0 \leq 0.6k_A - 0.4$ . On the other hand, if  $k_A \geq 2$ , then

$$\begin{aligned} E_A &\leq 0.2 \tilde{k}_A + (k_A - \tilde{k}_A) \\ &= k_A - 0.8 \tilde{k}_A \\ &\leq k_A - 0.8 \left( \frac{k_A + 1}{2} \right) \\ &\leq 0.6k_A - 0.4. \end{aligned}$$

Either way,  $E_A \leq 0.6k_A - 0.4$ . Similarly,  $E_B \leq 0.6k_B - 0.4$ . Thus,

$$\begin{aligned}\Phi &\leq \ell^+(1 + C_0H(\epsilon)) + bC_5(-0.8k_{AB} + 0.9E_{AB}) \\ &\leq \ell^+(1 + C_0H(\epsilon)) + bC_5(-0.8k_{AB} + 0.9((0.6k_A - 0.4) + (0.6k_B - 0.4))) \\ &\leq \ell^+(1 + C_0H(\epsilon)).\end{aligned}$$

Thus,

$$\ell^+ \geq \frac{\Phi}{1 + C_0H(\epsilon)} \geq n'.$$

□

Finally, we prove Theorem 1.2.

*Proof.* Consider the same protocol  $\Pi_{\text{enc}}^{\text{oblivious}}$  as in Theorem 6.25, except that we discard the random string exchange procedure at the beginning of the protocol. Since Alice and Bob have access to public shared randomness, they can instead initialize  $\text{str}$  to a common random string of the appropriate length and continue with the remainder of  $\Pi_{\text{enc}}^{\text{oblivious}}$ . Moreover, in this case,  $\epsilon'$  is a parameter that is set as part of the input. Then, it is clear that the analysis of Theorem 6.25 still goes through. In this case, we have that the total number of rounds is

$$N_{\text{iter}} b' = \frac{n'b'}{b}(1 + O(\epsilon \log(1/\epsilon))) = n(1 + O(H(\epsilon)) + O(\epsilon' \text{polylog}(1/\epsilon'))),$$

while the success probability is  $1 - 2^{-\Omega(\epsilon'^2 N_{\text{iter}})} = 1 - 2^{-\Omega(\epsilon'^3 n)}$ , as desired. □

**Remark 6.26.** It is routine to verify that the constants  $C_0, C_1, C_2, C_3, C_4, C_5, C_6, C_7, C_{\text{inv}}, C_{\text{mal}}, C, D > 0$  can be chosen appropriately such that the relevant inequalities in Lemmas 6.22, 6.23, 6.24, and Theorem 6.25 all hold.

## References

- [BE14] Mark Braverman and Klim Efremenko. List and unique coding for interactive communication in the presence of adversarial noise. In *55th IEEE Annual Symposium on Foundations of Computer Science, FOCS 2014, Philadelphia, PA, USA, October 18-21, 2014*, pages 236–245, 2014.
- [BK12] Zvika Brakerski and Yael Tauman Kalai. Efficient interactive coding against adversarial noise. In *53rd Annual IEEE Symposium on Foundations of Computer Science, FOCS 2012, New Brunswick, NJ, USA, October 20-23, 2012*, pages 160–166, 2012.
- [BKN14] Zvika Brakerski, Yael Tauman Kalai, and Moni Naor. Fast interactive coding against adversarial noise. *J. ACM*, 61(6):35, 2014.
- [BN13] Zvika Brakerski and Moni Naor. Fast algorithms for interactive coding. In *Proceedings of the Twenty-Fourth Annual ACM-SIAM Symposium on Discrete Algorithms, SODA 2013, New Orleans, Louisiana, USA, January 6-8, 2013*, pages 443–456, 2013.
- [BR14] Mark Braverman and Anup Rao. Toward coding for maximum errors in interactive communication. *IEEE Transactions on Information Theory*, 60(11):7248–7255, 2014.
- [EGH15] Klim Efremenko, Ran Gelles, and Bernhard Haeupler. Maximal noise in interactive communication over erasure channels and channels with feedback. In *Proceedings of the 2015 Conference on Innovations in Theoretical Computer Science, ITCS 2015, Rehovot, Israel, January 11-13, 2015*, pages 11–20, 2015.
- [FGOS15] Matthew K. Franklin, Ran Gelles, Rafail Ostrovsky, and Leonard J. Schulman. Optimal coding for streaming authentication and interactive communication. *IEEE Transactions on Information Theory*, 61(1):133–145, 2015.
- [GH14] Mohsen Ghaffari and Bernhard Haeupler. Optimal error rates for interactive coding II: efficiency and list decoding. In *55th IEEE Annual Symposium on Foundations of Computer Science, FOCS 2014, Philadelphia, PA, USA, October 18-21, 2014*, pages 394–403, 2014.
- [GHS14] Mohsen Ghaffari, Bernhard Haeupler, and Madhu Sudan. Optimal error rates for interactive coding I: adaptivity and other settings. In *Symposium on Theory of Computing, STOC 2014, New York, NY, USA, May 31 - June 03, 2014*, pages 794–803, 2014.
- [GMS14] Ran Gelles, Ankur Moitra, and Amit Sahai. Efficient coding for interactive communication. *IEEE Transactions on Information Theory*, 60(3):1899–1913, 2014.
- [Hae14] Bernhard Haeupler. Interactive channel capacity revisited. In *55th IEEE Annual Symposium on Foundations of Computer Science, FOCS 2014, Philadelphia, PA, USA, October 18-21, 2014*, pages 226–235, 2014.
- [KR13] Gillat Kol and Ran Raz. Interactive channel capacity. In *Symposium on Theory of Computing Conference, STOC’13, Palo Alto, CA, USA, June 1-4, 2013*, pages 715–724, 2013.
- [NN93] Joseph Naor and Moni Naor. Small-bias probability spaces: Efficient constructions and applications. *SIAM J. Comput.*, 22(4):838–856, 1993.

- [Sch92] Leonard J. Schulman. Communication on noisy channels: A coding theorem for computation. In *33rd Annual Symposium on Foundations of Computer Science, Pittsburgh, Pennsylvania, USA, 24-27 October 1992*, pages 724–733, 1992.
- [Sch93] Leonard J. Schulman. Deterministic coding for interactive communication. In *Proceedings of the Twenty-Fifth Annual ACM Symposium on Theory of Computing, May 16-18, 1993, San Diego, CA, USA*, pages 747–756, 1993.
- [Sch96] Leonard J. Schulman. Coding for interactive communication. *IEEE Transactions on Information Theory*, 42(6):1745–1756, 1996.