

Extreme Stochastic Variational Inference: Distributed and Asynchronous

Jiong Zhang*
University of Texas, Austin
zhangjiong724@utexas.edu

Shihao Ji
Georgia State University, Atlanta
sj@cs.gsu.edu

S.V.N Vishwanathan
University of California, Santa Cruz
vishy@ucsc.edu

Parameswaran Raman*
University of California, Santa Cruz
params@ucsc.edu

Hsiang-Fu Yu
Amazon
rofu.yu@gmail.com

Inderjit S. Dhillon
University of Texas, Austin
inderjit@cs.utexas.edu

March 1, 2022

Abstract

Stochastic variational inference (SVI), the state-of-the-art algorithm for scaling variational inference to large-datasets, is inherently serial. Moreover, it requires the parameters to fit in the memory of a single processor; this is problematic when the number of parameters is in billions. In this paper, we propose extreme stochastic variational inference (ESVI), an asynchronous and lock-free algorithm to perform variational inference for mixture models on massive real world datasets. ESVI overcomes the limitations of SVI by requiring that each processor only access a subset of the data and a subset of the parameters, thus providing data and model parallelism simultaneously. We demonstrate the effectiveness of ESVI by running Latent Dirichlet Allocation (LDA) on UMBC-3B, a dataset that has a vocabulary of 3 million and a token size of 3 billion. In our experiments, we found that ESVI not only outperforms VI and SVI in wallclock-time, but also achieves a better quality solution. In addition, we propose a strategy to speed up computation and save memory when fitting large number of topics.

1 Introduction

In recent years, variational inference (VI) has emerged as a powerful technique for parameter estimation in a wide variety of Bayesian models [16], [3]. One attractive property of VI is that it reduces parameter estimation to the task of optimizing a objective function, often with a well defined “structure”. This opens up the possibility of bringing to bear mature tools from optimization to tackle massive problems. In this paper, we will primarily focus on *mixture models*, a large and important class of latent variable models in machine learning which involve *local and global variables*. Traditionally, VI in mixture models involves alternating between updating global variables and local

*contributed equally

variables. Both these operations involve accessing all the data points. Large datasets are usually stored on disk, and the cost of accessing every datapoint to perform updates is prohibitively high. Consequently, application of Bayesian methods was limited to small and medium sized datasets.

In the literature, there are two main approaches to tackle the above problem. The first is to use a divide and conquer strategy to distribute the computation, and the second is to exploit the underlying structure of the optimization problem to reduce the number of iterations (and therefore the corresponding data access). For instance, one can divide the data across multiple machines and use a map-reduce based framework to aggregate the computations. See, for instance, [13] for an example of this approach. An instance of the algorithmic approach is given in [8]. The key observation here is that the optimization problem corresponding to the local variables is *separable*, that is, it can be written as a sum of functions, where each function only depends on one data point. Therefore, one can use stochastic optimization to update the local variables. Moreover, in the Stochastic Variational Inference (SVI) algorithm of [8], even before one pass through the dataset, the global variables are updated multiple times, and therefore the model parameters converge rapidly towards their final values. The argument is similar in spirit to how stochastic optimization outperforms batch algorithms for maximum a posteriori (MAP) estimation [4]. Consequently, SVI enabled applying variational inference to datasets with millions of documents such as *Nature* and *New York Times* [8], which could not be handled before.

With the advent of the big-data era, we now routinely deal with industry-scale problems involving billions of documents and tokens. Such massive datasets pose another challenge, which, unfortunately VI and SVI are unable to address; namely, the set of parameters is so large that *all the parameters do not fit* on a single processor¹. For instance, if we have D dimensional data and K mixture components, then the parameter size is $O(D \times K)$. If D is of the order of millions and K is in the 100's or 1000's, modest numbers by today's standards, the parameter size is a few 100s of GB (see our experiments in Section 6).

In this paper we propose a new framework, Extreme Stochastic Variational Inference (ESVI) to overcome these storage limitations and perform variational inference on datasets which are an order of magnitude larger than those that can be handled by any existing algorithm. The main contributions of this paper are:

1. In ESVI, we develop a novel approach to achieve *simultaneous data and model parallelism* in *mixture models* by exploiting the following key idea: instead of updating all the K coordinates of a local variable and then updating all K global variables, we only update a small subset of the local variables and the corresponding global variables. The global variables nomadically move through the network across workers, and this ensures mixing (see Section 4.2 for more details). This seemingly simple idea has some powerful consequences. It allows multiple processors to simultaneously perform parameter updates.
2. Using a classic owner-computes paradigm, we make ESVI *asynchronous* and *lock-free*, and thus avoid expensive bulk synchronization between processors. This provides significant speedups in the multi-core multi-machine setting.
3. We present an extensive empirical study to evaluate the performance of ESVI by applying it to GMM and LDA models on several large real-world datasets. We observe that ESVI

¹The discussion in this paper applies to the shared memory, distributed memory, as well as hybrid settings, and therefore we will use the term processor to denote either a thread or a machine.

outperforms VI and SVI both in terms of time as well as the quality of solutions obtained. In addition, we develop a variant ESVI-LDA-TOPK to speed up computation and save memory when fitting large number of topics. Section 6 describes our experiments and Appendix A discusses the TOPK strategy in more detail.

To the best of our knowledge there is no existing algorithm for VI that sports these desirable properties. Although, in principle, ESVI is applicable even when data and/or model parameters fit in memory, it truly shines for massive datasets where both model and data parallelism are essential.

The rest of the paper is structured as follows: We discuss related work in Section 2. We briefly review VI and SVI in Section 3. We present our new algorithm ESVI in Section 4, and discuss its advantages. Empirical evaluation is presented in Section 6, and Section 7 concludes the paper.

2 Related Work

Recent research on variational inference has focused on extending variational inference to non-conjugate models [17] and developing variants that can scale to large datasets such as Stochastic Variational Inference (SVI) [8]. Other than the fact that SVI is inherently serial, it also suffers from another drawback: storage of the entire $D \times K$ matrix θ on a single machine. On the other hand, our method, ESVI, exhibits model parallelism; each processor only needs to store $1/P$ fraction of θ . Black-box variational inference (BBVI) [14] generalizes SVI beyond conditionally conjugate models. The paper proposes a more generic framework by observing that the expectation in the ELBO can be exploited directly to perform stochastic optimization. We view this line of work as complementary to our research. It would be interesting to verify if an ESVI like scheme can also be applied to BBVI.

There has been a flurry of work in the past few years in developing data-parallel distributed methods for Approximate Bayesian Inference. One such popular work includes a classic Map-Reduce style inference algorithm [13], where the data is divided across several worker nodes and each of them perform VI updates in parallel until a final synchronization step during which the parameters from the slaves are combined to produce the final result. This method suffers from the well-known *curse of the last reducer*, that is, a single slow machine can dramatically slow down the performance. *ESVI does not suffer from this problem*, because our asynchronous and lock-free updates avoid bulk synchronization altogether.

[5] presents an algorithm that applies VI to the streaming setting by performing asynchronous Bayesian updates to the posterior as batches of data arrive continuously, which is similar in spirit to Hogwild [15]. Their approach uses a parameter server to enable asynchronous local updates. Unlike ESVI, their work cannot guarantee that - (a) each worker works on the latest parameters, (b) the global parameters are all parallelly updated. In [1] the authors present *Incremental Variational Inference* which is also a distributed variational inference algorithm, however it is also only data-parallel. Besides, it requires tuning of a step-size and sequential access of global parameters. *ESVI avoids these drawbacks*.

A number of data-parallel approaches exist in the Exact Bayesian Inference literature as well. [6] is a distributed MCMC based approach where workers perform MCMC updates locally and these are aggregated by maintaining a posterior server. [19] proposed a distributed asynchronous algorithm for parameter estimation in LDA [2]. However, the algorithm is specialized to collapsed Gibbs sampling for LDA, and it is unclear how to extend it to other, more general, mixture models. *ESVI in contrast is a purely VI based method and provides model-parallelism in addition to data-parallelism*.

Somewhat close to our ESVI-TOPK approach is *Memoized Online Variational Inference for DP Mixture Models* [9]. This paper describes the application of Expectation Truncation to mixture models. In their L-sparse method, unused dimensions are set to zero and used dimensions are shifted. In ESVI-TOPK, unused dimensions are averaged (1-sum of used dimensions).

Another related line of work is *Sparse EM* [12]. There are some high-level similarities to ESVI in that both the methods update a subset of latent variables at any given time while keeping others frozen. However there are some crucial differences: (a) Sparse EM is not a parallel algorithm while ESVI is, (b) Sparse EM needs to iterate between sparse EM update and full EM update (to select active dimensions occasionally) while each ESVI worker’s job queue will continuously distribute Z ’s dimensions to ensure a good mixing, (c) Sparse EM selects active dimensions based on values of Z , while ESVI is designed to ensure the active dimensions of each worker is an unbiased sample of all dimensions.

Since the coordinate-ascent algorithm in VI can be formulated as a message passing scheme applied to general graphical models, we believe ESVI is also related to Variational Message Passing [18]. This connection could be made more concrete if we assume a Mixture Model setup in both cases. Both the d-VMP algorithm (Algorithm 2 in [11]) and ESVI de-couple the global parameters to make the updates scalable, however they differ in some fundamental aspects. d-VMP defines a disjoint partitioning of the global parameters based on their markov-blankets. In contrast, ESVI completely decentralizes the global parameter updates by requiring that the local variables (or assignment vector z_i) need to only satisfy local summation constraints (as discussed in Lemma 1 in Section 4). As a side-note, the local updates in d-VMP algorithm do not seem to be de-coupled across the mixture components, whereas this holds true in the case of ESVI. This is partly the reason why *ESVI can distribute the assignment matrix Z in both dimensions (along N as well as K , where N : number of data points, K : number of mixture components)*.

Collapsed VI is a technique to marginalize some parameters either before or after applying the variational bound [7]. We believe ESVI can be applied here as well, as long as the model is an instance of the mixture of exponential family.

Automatic Differentiation for variational inference is another recent line of work [10] which attempts to transform the latent variables into a real coordinate space where differentiation is tractable. We believe ESVI can be applied to some of these models as well (e.g. Mean field ADVI) since the access pattern of variables (assuming the setup of mixture of exponential family models) follows the same structure as desired by ESVI.

3 Parameter Estimation for Mixture of Exponential Families

In this paper we focus on parameter estimation for the mixture of exponential families model which generalizes a wide collection of latent variable models such as *latent dirichlet allocation (LDA)*, *gaussian mixture models (GMM)*, and *stochastic mixed membership block models*.

3.1 Mixture Model

Given N observations $x = \{x_1, \dots, x_N\}$, with each $x_i \in \mathbb{R}^D$, we wish to model $p(x)$ as a mixture of K distributions from the exponential family. Let $z = \{z_1, \dots, z_N\}$, with each $z_i \in \{1, \dots, K\}$, denote *local* latent variables; intuitively, z_i ’s denote which component the current data point was drawn from. Moreover, let $\theta = \{\theta_1, \dots, \theta_K\}$ denote *global* latent variables; each θ_k represents the

sufficient statistics of an exponential family distribution. Finally, we denote the K -dimensional simplex by Δ_K , and let $\pi \in \Delta_K$ be the mixing coefficients of the mixture model. Note that π is also a global latent variable. For instance, in a GMM the parameters $\theta_{1:K}$ represent the mean and covariance of the K Gaussians, π represents the mixing proportions, and $z_{1:N}$ is the soft-assignment of a particular data point to one of the K components. The following data generation scheme underlies a mixture of exponential family model:

$$p(\pi|\alpha) = \text{Dirichlet}(\alpha) \quad (1)$$

For $k = 1, \dots, K$

$$p(\theta_k|n_k, \nu_k) = \exp(\langle n_k \cdot \nu_k, \theta_k \rangle - n_k \cdot g(\theta_k) - h(n_k, \nu_k)) \quad (2)$$

where, n_k and ν_k are the parameters of the conjugate prior.
for $i = 1, \dots, N$

$$p(z_i|\pi) = \text{Multinomial}(\pi) \quad (3)$$

$$p(x_i|z_i, \theta) = \exp(\langle \phi(x_i, z_i), \theta_{z_i} \rangle - g(\theta_{z_i})) \quad (4)$$

where, ϕ denotes the sufficient statistics. Observe that $p(\theta_k|n_k, \nu_k)$ is conjugate to $p(x_i|z_i = k, \theta_k)$, while $p(\pi|\alpha)$ is conjugate to $p(z_i|\pi)$. The joint distribution of the data and latent variables can be written as

$$p(x, \pi, z, \theta|\alpha, n, \nu) = p(\pi|\alpha) \cdot \prod_{k=1}^K p(\theta_k|n_k, \nu_k) \cdot \prod_{i=1}^N p(z_i|\pi) \cdot p(x_i|z_i, \theta) \quad (5)$$

3.2 Variational Inference and Stochastic Variational Inference

The goal of inference is to estimate $p(\pi, z, \theta|x, \alpha, n, \nu)$. However, computing this distribution requires marginalization over x , which is typically intractable. Therefore, variational inference [3] approximates this distribution with a fully, factorized distribution of the following form:

$$q(\pi, z, \theta|\tilde{\pi}, \tilde{z}, \tilde{\theta}) = q(\pi|\tilde{\pi}) \cdot \prod_{i=1}^N q(z_i|\tilde{z}_i) \cdot \prod_{k=1}^K q(\theta_k|\tilde{\theta}_k). \quad (6)$$

$A \sim$ over a symbol is used to denote that it is a parameter of the variational distribution. Note that $\tilde{z}_i \in \Delta_K$ and $z_{i,k} = q(z_i = k|\tilde{z}_i)$. Moreover, each of the factors in the variational distribution is assumed to belong to the same exponential family as their full conditional counterparts in (5). The variational parameters are estimated by maximizing the following evidence lower-bound (ELBO) [3]:

$$\mathcal{L}(\tilde{\pi}, \tilde{z}, \tilde{\theta}) = \mathbb{E}_{q(\pi, z, \theta|\tilde{\pi}, \tilde{z}, \tilde{\theta})} [\log p(x, \pi, z, \theta|\alpha, n, \nu)] - \mathbb{E}_{q(\pi, z, \theta|\tilde{\pi}, \tilde{z}, \tilde{\theta})} [\log q(\pi, z, \theta|\tilde{\pi}, \tilde{z}, \tilde{\theta})] \quad (7)$$

Variational inference algorithms perform coordinate ascent updates on \mathcal{L} by optimizing each set of variables, one at a time.

Update for $\tilde{\pi}$

$$\tilde{\pi}_k = \alpha + \sum_{i=1}^N \tilde{z}_{i,k} \quad (8)$$

Update for $\tilde{\theta}_k$ The components of $\tilde{\theta}_k$ namely \tilde{n}_k and $\tilde{\nu}_k$ are updated as follows:

$$\tilde{n}_k = n_k + N_k \quad (9)$$

$$\tilde{\nu}_k = n_k \cdot \nu_k + N_k \cdot \bar{x}_k \quad (10)$$

where $N_k := \sum_{i=1}^N \tilde{z}_{i,k}$ and $\bar{x}_k := \frac{1}{N_k} \sum_{i=1}^N \tilde{z}_{i,k} \cdot \phi(x_i, k)$.

Update for \tilde{z}_i Let u_i be a K dimensional vector whose k -th component is given by

$$u_{i,k} = \psi(\tilde{\pi}_k) - \psi\left(\sum_{k'=1}^K \tilde{\pi}_{k'}\right) + \left\langle \phi(x_i, k), \mathbb{E}_{q(\theta_k|\tilde{\theta}_k)}[\theta_k] \right\rangle - \mathbb{E}_{q(\theta_k|\tilde{\theta}_k)}[g(\theta_k)] \quad (11)$$

$$\tilde{z}_{i,k} = \frac{\exp(u_{i,k})}{\sum_{k'=1}^K \exp(u_{i,k'})} \quad (12)$$

where, $\psi(\cdot)$ denotes the digamma function, which is defined as the logarithmic derivative of the gamma function. It has to be noted that the summation term $\psi\left(\sum_{k'=1}^K \tilde{\pi}_{k'}\right)$ cancels out during the $\tilde{z}_{i,k}$ update in (12). The VI algorithm [3, 16] iteratively performs the sequence of updates as illustrated in Algorithm 1.

Algorithm 1 VI

```

for  $i = 1, \dots, N$  do
  Update  $\tilde{z}_i$  using (12)
end for
for  $k = 1, \dots, K$  do
  Update  $\tilde{\pi}_k$  using (8)
  Update  $\tilde{\theta}_k$  using (9) and (10)
end for

```

Algorithm 2 SVI

```

Generate step size sequence  $\eta_t \in (0, 1)$ 
Pick an  $i \in \{1, \dots, N\}$  uniformly at random
Update  $\tilde{z}_i$  using (12)
for  $k = 1, \dots, K$  do
  Update  $\tilde{\pi}_k \leftarrow (1 - \eta_t)\tilde{\pi}_k + \eta_t(\alpha + N \cdot \tilde{z}_{i,k})$ 
   $\hat{\theta}_k = \{n_k + N \cdot \tilde{z}_i, n_k \cdot \nu_k + N \cdot \tilde{z}_{i,k} \cdot \phi(x_i, k)\}$ 
  Update  $\tilde{\theta}_k \leftarrow (1 - \eta_t)\tilde{\theta}_k + \eta_t \hat{\theta}_k$ 
end for

```

The SVI algorithm [8], performs a slightly different sequence of updates as shown in Algorithm 2. In contrast to VI where all the local variables are updated before updating the global variables, here \tilde{z}_i corresponding to one data point x_i is updated, followed by updating the global parameters $\tilde{\pi}$ and $\tilde{\theta}$.

4 Extreme Stochastic Variational Inference (ESVI)

In this paper we propose the following sequence of updates as illustrated in in Algorithm 3.

Algorithm 3 ESVI

Sample $i \in \{1, \dots, N\}$
 Select $\mathcal{K} \subset \{1, \dots, K\}$
 Update $\tilde{z}_{i,k}$ for all $k \in \mathcal{K}$ (see below)
 Update $\tilde{\pi}_k$ for all $k \in \mathcal{K}$ using (8)
 Update $\tilde{\theta}_k$ for all $k \in \mathcal{K}$ using (9), (10)

Before we discuss why this update is advantageous for parallelization, let us first study how one can update a subset of coordinates of \tilde{z}_i efficiently. In order to demonstrate this, we first plug in the true joint distribution given by (5) and variational distribution given by (6) into the ELBO (7). Next, we restrict our attention to the terms in the ELBO which depend on z_i and substitute (4), $\tilde{z}_{i,k} = q(z_i = k | \tilde{z}_i)$ and $\mathbb{E}_{q(\pi | \tilde{\pi})} [\log p(z_i = k | \pi)] = \psi(\tilde{\pi}_k) - \psi\left(\sum_{k'=1}^K \tilde{\pi}_{k'}\right)$. This yields the following objective function,

$$\begin{aligned} \mathcal{L}(\tilde{z}_i | \tilde{\pi}, \tilde{\theta}) &= \sum_{k=1}^K \tilde{z}_{i,k} \cdot \left(\psi(\tilde{\pi}_k) - \psi\left(\sum_{k'=1}^K \tilde{\pi}_{k'}\right) \right) \\ &\quad + \sum_{k=1}^K \tilde{z}_{i,k} \cdot \left(\left\langle \phi(x_i, k), \mathbb{E}_{q(\theta_k | \tilde{\theta}_k)} [\theta_k] \right\rangle - \mathbb{E}_{q(\theta_k | \tilde{\theta}_k)} [g(\theta_k)] - \log \tilde{z}_{i,k} \right). \end{aligned} \quad (13)$$

Now using the definition of $u_{i,k}$ in (11), one can compactly rewrite the above objective function as

$$\mathcal{L}(\tilde{z}_i | \tilde{\pi}, \tilde{\theta}) = \sum_{k=1}^K \tilde{z}_{i,k} \cdot (u_{i,k} - \log \tilde{z}_{i,k}). \quad (14)$$

Moreover, to ensure that $\tilde{z}_{i,k}$ is a valid distribution, one needs to enforce the following constraints:

$$\sum_k \tilde{z}_{i,k} = 1, \quad 0 \leq \tilde{z}_{i,k} \leq 1. \quad (15)$$

The following lemma shows that one can find a closed form solution to maximizing (14) even if we restrict our attention to a subset of variables.

Lemma 1 For $2 \leq K' \leq K$, let $\mathcal{K} \subset \{1, \dots, K\}$ be s.t. $|\mathcal{K}| = K'$. For any $C > 0$, the problem

$$\begin{aligned} \max_{\tilde{z}_i \in \mathbb{R}^{K'}} \mathcal{L}_{\mathcal{K}} &= \sum_{k \in \mathcal{K}} \tilde{z}_{i,k} \cdot u_{i,k} - \tilde{z}_{i,k} \cdot \log \tilde{z}_{i,k} \\ \text{s.t.} \quad &\sum_{k \in \mathcal{K}} \tilde{z}_{i,k} = C \quad \text{and} \quad 0 \leq \tilde{z}_{i,k}, \end{aligned} \quad (16)$$

has the closed form solution:

$$\tilde{z}_{i,k}^* = C \frac{\exp(u_{i,k})}{\sum_{k' \in \mathcal{K}} \exp(u_{i,k'})}, \quad \text{for } k \in \mathcal{K}. \quad (17)$$

Proof We prove that \tilde{z}_i^* is a stationary point by checking the KKT conditions for (16). Let $h(\tilde{z}_i) = (\sum_{k \in \mathcal{K}} \tilde{z}_{i,k}) - C$ and $g_k(\tilde{z}_i) = -z_{i,k}$. It is clear that \tilde{z}_i^* satisfies the primal feasibility. Now consider KKT multipliers:

$$\lambda = \log \frac{C}{\sum_{k' \in \mathcal{K}} \exp(u_{i,k'})}, \text{ and } \mu_k = 0.$$

We have

$$\begin{aligned} \nabla_k \mathcal{L}_{\mathcal{K}}(\tilde{z}_i^*) &= u_{i,k} - \log(\tilde{z}_{i,k}^*) - 1 \\ &= u_{i,k} - \left(u_{i,k} + \log \frac{C}{\sum_{k' \in \mathcal{K}} \exp(u_{i,k'})} \right) \\ &= \log \frac{C}{\sum_{k' \in \mathcal{K}} \exp(u_{i,k'})} \\ \lambda \nabla_k h(\tilde{z}_i^*) &= \log \frac{C}{\sum_{k' \in \mathcal{K}} \exp(u_{i,k'})} \\ \mu_k \nabla_k g_{k'}(\tilde{z}_i^*) &= 0. \end{aligned}$$

Then it is easy to verify that $\nabla_k \mathcal{L}_{\mathcal{K}}(\tilde{z}_i^*) = \lambda = \lambda \nabla_k h(\tilde{z}_i^*)$. Thus, \tilde{z}_i^* satisfies the stationarity condition:

$$\nabla \mathcal{L}_{\mathcal{K}}(\tilde{z}_i^*) = \lambda \nabla h(\tilde{z}_i^*) + \sum_{k=1}^K \mu_k \nabla g_k(\tilde{z}_i^*).$$

Due to choice of $\mu_k = 0$, complementary slackness and dual feasibility are also satisfied. Thus, \tilde{z}_i^* is the optimal solution to (16). ■

The lemma suggests the following strategy: start with a feasible \tilde{z}_i , pick, say, a pair of coordinates $\tilde{z}_{i,k}$ and $\tilde{z}_{i,k'}$ and let $\tilde{z}_{i,k} + \tilde{z}_{i,k'} = C$. Solve (16), which has the closed form solution (17). Clearly, if \tilde{z}_i satisfied constraints (15) before the update, it will continue to satisfy the constraints even after the update. On the other hand, the conditional ELBO (14) increases as a result of the update. Therefore, ESVI is a valid coordinate ascent algorithm for improving the ELBO (7).

4.1 Access Patterns

In this section we compare the access patterns of variables in the three algorithms to gain a better understanding of their abilities to be parallelized efficiently. In VI, the updates for $\tilde{\pi}$ and $\tilde{\theta}$ requires access to all \tilde{z}_i , while update to \tilde{z}_i requires access to $\tilde{\pi}$ and all $\tilde{\theta}_k$. On the other hand, in case of SVI, the access pattern is somewhat different. The updates for $\tilde{\pi}$ and $\tilde{\theta}$ require access to only the \tilde{z}_i that was updated, however the update to \tilde{z}_i still requires access to $\tilde{\pi}$ and all the $\tilde{\theta}_k$. This is a crucial bottleneck to model parallelism. Refer to Figure 1 and Figure 2 for a visual illustration.

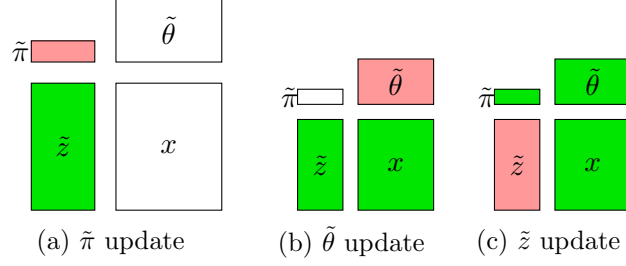


Figure 1: Access pattern of variables during Variational Inference (VI) updates. Green indicates that the variable or data point is being read, while red indicates that the variable is being updated.

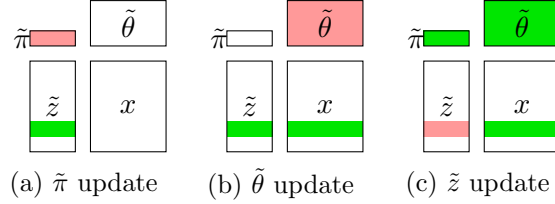


Figure 2: Access pattern of variables during Stochastic Variational Inference (SVI) updates. Green indicates that the variable or data point is being read, while red indicates that the variable is being updated.

In contrast, the following access pattern of ESVI allows multiple processors to access and update mutually exclusive subsets of coordinates \mathcal{K} independently (See Figure 3 for an illustration):

- The update for $\tilde{\pi}$ (8) requires access to the coordinates $\tilde{z}_{i,k}$ for $k \in \mathcal{K}$.
- The update for $\tilde{\theta}$ (9) and (10) requires access to $\tilde{z}_{i,k}$ for $k \in \mathcal{K}$.
- The update to $\tilde{z}_{i,k}$ for $k \in \mathcal{K}$ requires access to $\tilde{\pi}_k$ and $\tilde{\theta}_k$ for $k \in \mathcal{K}$.

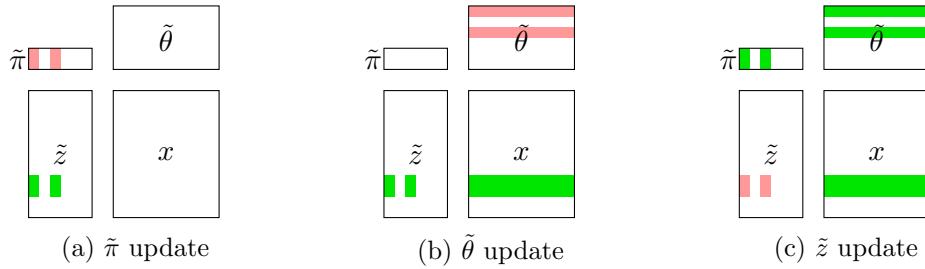


Figure 3: Access pattern during ESVI updates. Green indicates the variable or data point being read, while Red indicates it being updated.

4.2 Parallelization

In this sub-section, we describe the parallel asynchronous algorithm of ESVI. Let P denote the number of processors, and let $\mathcal{I}_p \subset \{1, \dots, N\}$ denote indices of the data points owned by processor

p . \tilde{z}_i for $i \in \mathcal{I}_p$ are local variables assigned to processor p . The global variables are split across the processors. Let $\mathcal{K}_p \subset \{1, \dots, K\}$ denote the indices of the rows of $\tilde{\theta}$ currently residing in processor p . Then processor p can update any $\tilde{z}_{i,k}$ for $i \in \mathcal{I}_p$ and $k \in \mathcal{K}_p$. Finally, we need to address the issue of how to communicate $\tilde{\theta}_k$ across processors. For this, we follow the asynchronous communication scheme outlined by [21] and [20]. Figure 4 is an illustration of how this works pictorially. We partition the data and the corresponding $\tilde{z}_{1:N}$ variables across the processors. Each processor maintains its own queue. Once partitioned, the \tilde{z} variables never move. On the other hand, the $\tilde{\theta}$ variables move nomadically between processors. Each processor performs ESVI updates using the current subset of $\tilde{\theta}$ variables that it currently holds. Then the variables are passed on to the queue of another randomly chosen processor as shown in the second sub-figure in Figure 4. It is this nomadic movement [21] of the $\tilde{\theta}$ variables that ensures proper mixing and convergence. The complete algorithm for parallel-ESVI is outlined in Algorithm 4.

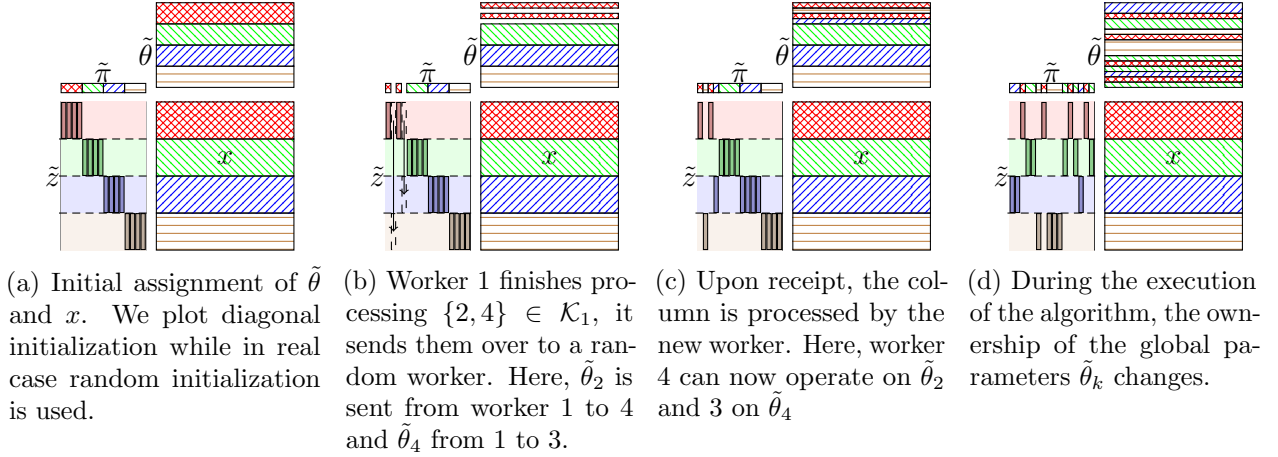


Figure 4: Illustration of the communication pattern in asynchronous ESVI algorithm (based on the NOMAD algorithm [21]). Parameters of same color are in memory of the same worker. Horizontal and Vertical lines indicate the two directions of partitioning data and parameters. For instance, data x is partitioned horizontally along N and vertically along D . Local parameter \tilde{z} is partitioned horizontally along N and vertically along K . Global parameters - $\tilde{\pi}$ is partitioned vertically along K , and finally $\tilde{\theta}$ is partitioned horizontally along K and vertically along D (Here, N , D and K denote the number of data points, dimensions and mixture components respectively).

4.3 Comparison and Complexity

We want to point out that ESVI updates are stochastic w.r.t. the coordinates, however the update in each coordinate is exact using (17). In contrast, SVI stochastically samples the data and performs inexact or noisy updates and does not guarantee each step to be an ascent step. Moreover, given a $N \times D$ dataset and fixing K clusters, by simple calculation we can see that to update all \tilde{z}_{ik} once, VI requires $O(DK)$ updates on $\tilde{\theta}$, while SVI needs $O(NDK)$ and parallel ESVI need $O(PDK)$.

Algorithm 4 Parallel-ESVI Algorithm

P : total number of workers, T : maximum computing time
 \mathcal{I}_p : data points owned by worker p ,
 \mathcal{K}_p : global parameters owned by worker p (concurrent queue)
Initialize global parameters $\tilde{\theta}^0, \tilde{\pi}^0$
for worker $p = 1 \dots P$ asynchronously **do**
 while Stop criteria not satisfied **do**
 Pick a subset $\mathbf{k}_s \subset \mathcal{K}_p$
 for All data point $i \in \mathcal{I}_p$ **do**
 for $k \in \mathbf{k}_s$ **do**
 Compute \tilde{z}_{ik}^* using (17)
 $\tilde{\pi}_k + = \tilde{z}_{ik}^* - \tilde{z}_{ik}$
 $\tilde{n}_k + = \tilde{z}_{ik}^* - \tilde{z}_{ik}$
 $\tilde{v}_k + = (\tilde{z}_{ik}^* - \tilde{z}_{ik}) \times \phi(x_i, k)$
 $\tilde{z}_{ik} \leftarrow \tilde{z}_{ik}^*$
 Pick a random worker p' and send $\tilde{\pi}_k$ and $\tilde{\theta}_k$, push k to $\mathcal{K}_{p'}$
 end for
 end for
 end while
end for

5 ESVI-LDA

In this section, we show how to apply ESVI to Latent Dirichlet Allocation (LDA). Recall the standard LDA model by Blei et al.[2]. Each topic $\beta_k, k \in [K]$ is a distribution over the vocabulary with size V and each document is a combination of K topics. The generative process is:

- Draw topic weights $\beta_k \sim \text{Dirichlet}(\eta)$, $k = 1 \dots K$
- For every document $d_i \in \{d_1, d_2 \dots d_D\}$:
 - Draw $\theta_i \sim \text{Dirichlet}(\alpha)$
 - For each word $n \in [N]$:
 - * Draw topic assignment $z_{in} \sim \text{Multi}(\theta_i)$
 - * Draw word $w_{in} \sim \text{Multi}(\beta_{z_{in}})$

where $\alpha \in \mathbb{R}^K$ and $\eta \in \mathbb{R}^V$ are symmetric Dirichlet priors. The inference task for LDA is to characterize the posterior distribution $p(\beta, \theta, z|w)$. While the posterior is intractable to compute, many methods have been developed to approximate the posterior. Here we use the idea in previous sections to develop extreme stochastic variational inference for LDA.

We denote the assignment of word n in document d_i as z_{in} where $z_i \in \mathbb{R}^K$. Also w_{in} denotes the n -th word in i -th document. Thus in LDA, the local hidden variables for a word is the word assignment vector z_{in} and local hidden variable for a document is z_i and the topic mixture θ_i . The global hidden variable are the topics β_k . Given these, we can formulate the complete conditional of

the topics β_k θ_i and z_{in} as:

$$p(\beta_k|z, w) = \text{Dirichlet}(\eta + \sum_{i=1}^D \sum_{n=1}^N z_{in}^k w_{in}),$$

$$p(\theta_i|z_i) = \text{Dirichlet}(\alpha + \sum_{n=1}^N z_{in})$$

$$p(z_{in}^k = 1|\theta_i, \beta_{1:K}, w_{in}) \propto \exp(\log \theta_{ik} + \log \beta_k^{w_{in}})$$

We denote multinomial parameter for z_{in}^k as ϕ_{in}^k , Dirichlet parameter for β_k and θ_i as λ_k and γ_i . The update rules for these three variational parameters are:

$$\lambda_k = \eta + \sum_{i=1}^D \sum_{n=1}^N z_{in}^k w_{in}, \quad \gamma_i = \alpha + \sum_{n=1}^N z_{in}$$

$$\phi_{in}^k \propto \exp \left(\Psi(\gamma_i^k) + \Psi(\lambda_k^{w_{in}}) - \Psi(\sum_{v=1}^V \lambda_k^v) \right)$$

where Ψ is the digamma function and we denote $\pi_k = \sum_{v=1}^V \lambda_k^v$. Traditional VI algorithms infer all the local variables θ , z and then update the global variable β . This is very inefficient and not scalable. Notice that when updating ϕ_{in}^k we only need to access γ_i^k , $\lambda_k^{w_{in}}$ and π_k . And similarly, once ϕ_{in}^k is modified, the parameters that need to be updated are γ_i^k , $\lambda_k^{w_{in}}$ and π_k . Therefore, as long as π_k can be accessed, the updates to these parameters can be parallelized. Based on the ideas we introduced in Section 4, we propose an asynchronous distributed method ESVI-LDA, which is outlined in Algorithm 5. Besides working threads, each machine also has a sender thread and a receiver thread, which enables the non-locking send/recv of parameters. One key issue here is how to keep $\pi_{1:K}$ up-to-date across multiple processors. For this, we follow [20], who present a scheme for keeping a slowly changing K dimensional vector, approximately synchronized across multiple machines. Succinctly, the idea is to communicate the changes in π using a round robin fashion. Since π does not change rapidly, one can tolerate some staleness without adversely affecting convergence.

In order to update ϕ_{in}^k we need only to access γ_i^k , $\lambda_k^{w_{in}}$ and π_k . And similarly, once ϕ_{in}^k is modified, only parameters γ_i^k , $\lambda_k^{w_{in}}$ and π_k need to be updated. Following that, for each word token, these parameters can be updated independently. In our setting, each machine loads its own chunk of the data, and also has local model parameters γ and ϕ . Each machine maintains a local job queue that stores global parameters λ that is now owned by this machine. After updating with each $\lambda_{1:K}^v$, the machine sends it to another machine while pushing v into the job queue of that machine. This leads to a fully asynchronous and non-locking distributed algorithm.

Handling large number of topics: In VI for LDA, the linear dependence of the model size on K prevents scaling to large K due to memory limitations. Our ESVI-LDA-TOPK approach addresses this: instead of storing all K components of the assignment parameter, we only store the most important top k topics (using a min-heap of size k). By only maintaining $C \ll K$ top values, we get performance very close to storing all the values staying within the memory limit.

Algorithm 5 ESVI-LDA Algorithm

```
Load  $\{d_1 \dots d_D\}$  into  $P$  machines
Initialize  $\phi, \gamma, \lambda$  using priors  $\alpha, \eta$ 
Initialize job queue  $Q$ : distribute  $\lambda^{1:V}$  in  $P$  machines
Initialize sender queue  $q_s$ 
for every machine asynchronously do
  if receiver thread then
    while receive  $\lambda^v$  do
       $push(Q_t, \lambda^v)$  for some  $t$ 
    end while
  end if
  if sender thread then
    while not  $q_s.empty()$  do
      send  $q_s.pop()$  to next random machine
    end while
  end if
  if worker thread  $t$  then
    pop from  $Q_t$ :  $\lambda^v$ ,
    for all local word token s.t.  $w_{dn} = v$  do
      for  $k = 1 \dots K$  do
         $\phi_{dn}^k \propto \exp(\psi(\gamma_d^k) + \psi(\lambda_k^{w_{dn}}) - \psi(\sum_v \lambda_k^v))$ 
      end for
      for  $k = 1 \dots K$  do
         $\gamma_d^k + = \phi_{dn}^k - \phi_{dn}^k(old)$ 
         $\lambda_k^{w_{dn}} + = \phi_{dn}^k - \phi_{dn}^k(old)$ 
      end for
      Update global  $\sum_v \lambda_k^v$ 
    end for
     $q_s.push(\lambda^v)$ 
  end if
end for
```

6 Experiments

In our experiments, we compare our proposed **ESVI-GMM** and **ESVI-LDA** methods against VI and SVI. To handle large number of topics in LDA, we also implemented a more efficient version **ESVI-LDA-TOPK**. Details are in Appendix 5. We use real-world datasets of varying scale as described in Table 1. We used a large-scale parallel computing platform with node configuration of 20 Intel Xeon E5-2680 CPUs and 256 GB memory. We implemented ESVI-LDA in C++ using MPICH, OpenMP and Intel TBB. For Distributed-VI and SVI implementations, we modified the authors' original code in C².

²<http://www.cs.princeton.edu/~blei/lda-c/>. Distributed-VI was implemented in Map-Reduce style

| | # documents | # vocabulary | #words |
|----------|-------------|--------------|---------------|
| AP-DATA | 2,246 | 10,473 | 912,732 |
| NIPS | 1,312 | 12,149 | 1,658,309 |
| Enron | 37,861 | 28,102 | 6,238,796 |
| Ny Times | 298,000 | 102,660 | 98,793,316 |
| PubMed | 8,200,000 | 141,043 | 737,869,083 |
| UMBC-3B | 40,599,164 | 3,431,260 | 3,013,004,127 |

Table 1: Data Characteristics

6.1 ESVI-GMM

In this section, we first compare ESVI-GMM with SVI and VI in the Single Machine Single thread setting. We use a TOY dataset which consists of $N = 29,983$ data points, $D = 128$ dimensions and the AP-DATA dataset which consists of $N = 2,246$ data points, $D = 10,473$ dimensions. In both cases, we set the number components $K = 256$. We plot the performance of the methods (ELBO) as a function of time. ESVI-GMM outperforms SVI and VI by quite some margin. For Multi Machine case, we use the NIPS and NY Times datasets and only compare against VI (SVI does not apply; it needs to update all its K global parameters which is infeasible when K is large). Although typically these datasets do not demand running on multiple machines, our intention here is to demonstrate scalability to very large number of components ($K = 1024$) and dimensions, which is typically the case in large scale text datasets with millions of word count features. Traditionally, GMM inference methods have not been able to handle such a scale. Results in Figure 5 give a clear indication that ESVI-GMM is able to outperform VI by a clear margin.

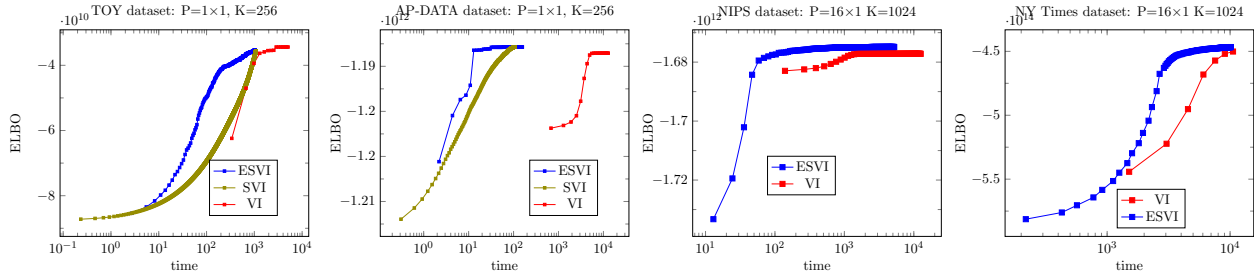


Figure 5: Comparison of ESVI-GMM, SVI and VI. $P = N \times n$ denotes N machines each with n threads.

6.2 ESVI-LDA

6.2.1 Single Machine Single thread

We compare serial versions of the methods on Enron and NY Times datasets which are medium sized and fit on a single-machine. On both datasets, we run with single machine and single thread. For Enron, we set # of topics $K = 8, 16, 20, 32, 64, 128, 256$. For NY Times, we set $K = 8, 16, 32, 64$. To keep the plots concise, we only show results with $K = 16, 64, 128$ in Figure 6 (two left-most plots). ESVI-LDA performs better than VI and SVI in both the datasets for all values of K . In our experiments, x-axis is in log-scale.

6.2.2 Single Machine Multi Core

We evaluate the performance of distributed ESVI-LDA against a map-reduce based distributed implementation of VI, and the streaming SVI method [5]. We vary the number of cores as 4, 8, 16. This is shown in Figure 6 (two right-most plots). For Enron dataset, we use $K = 128$ and for NY Times dataset, we use $K = 64$. ESVI-LDA outperforms VI and SVI consistently in all scenarios. In addition, we observe that both the methods benefit reasonably when we provide more cores to the computation. We observe that ESVI-LDA-TOPK, which stores only top 1/4-th of K topics performs the best on both datasets.

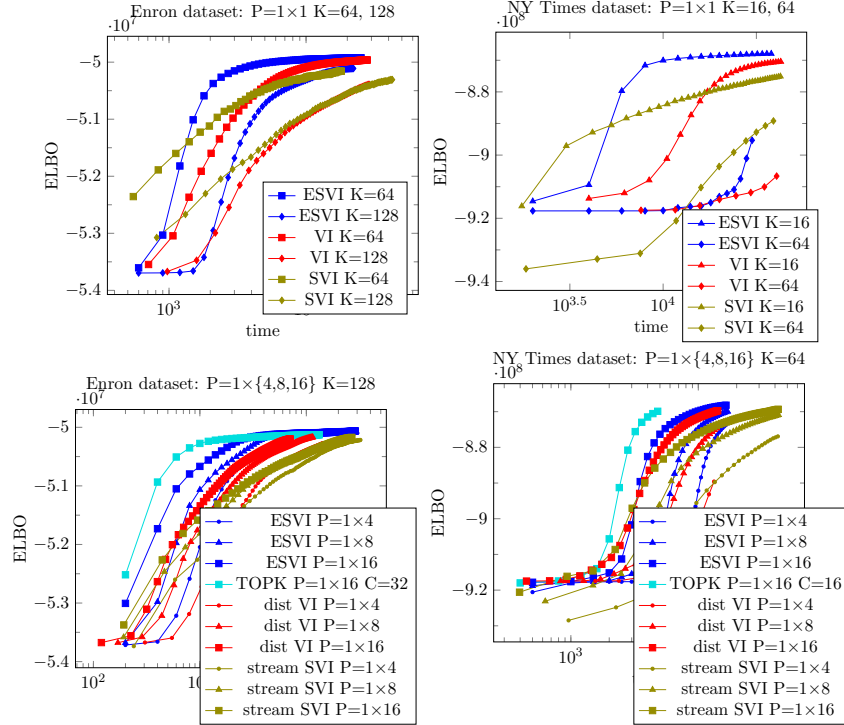


Figure 6: Single Machine experiments for ESVI-LDA (Single and Multi core). TOPK refers to our ESVI-TOPK method. $P = N \times n$ denotes N machines each with n threads.

6.2.3 Multi Machine Multi Core

We stretch the limits of ESVI-LDA method and compare it against distributed VI on large datasets: PubMed and UMBC-3B. UMBC-3B is a massive dataset with 3 billion tokens and a vocabulary of 3 million. Here, we make use of 32 nodes and 16 cores and learn number of topics $K = 128$. As the results in Figure 7 demonstrate, ESVI-LDA achieves a better solution than distributed VI in all cases. On the largest dataset UMBC-3B, ESVI-LDA is also much faster than VI. In PubMed, VI has a slight initial advantage, however eventually ESVI progresses much faster towards a better ELBO. ESVI-LDA-TOPK is particularly better than the other two on both the datasets. On PubMed especially, the top-k approach gives us significant gains in time.

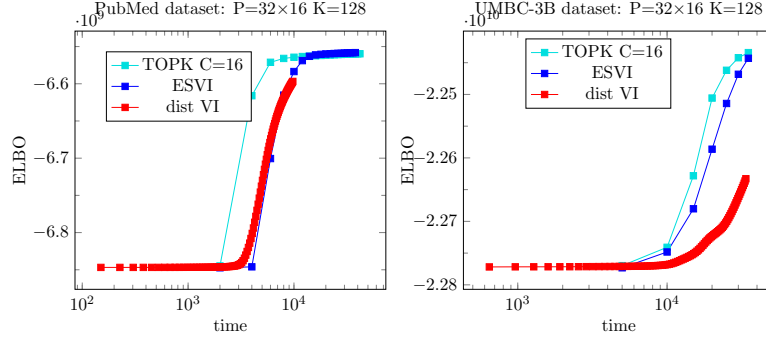


Figure 7: Multi Machine Multi Core experiments for ESVI-LDA. TOPK is our ESVI-TOPK method

6.2.4 Predictive Performance

We evaluate the predictive performance of ESVI-LDA comparing against distributed VI on Enron and NY Times datasets on multiple cores. As shown in Figure 8, ESVI typically reaches comparable test perplexity scores as VI but in much shorter wallclock time.

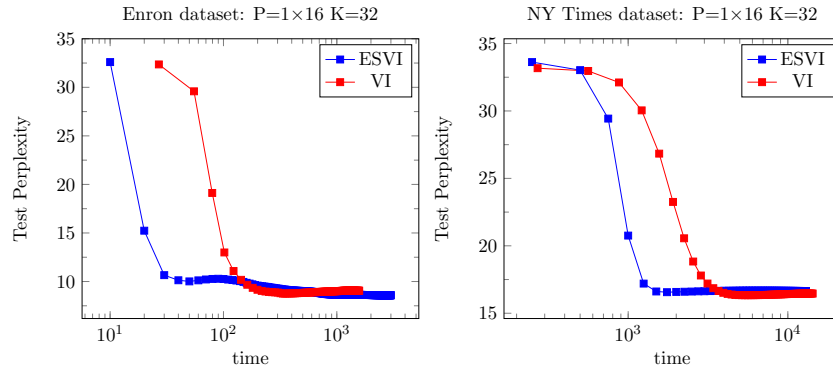


Figure 8: Predictive Performance of ESVI-LDA

7 Conclusion

In this paper, we proposed Extreme Stochastic Variational Inference (ESVI), a distributed, asynchronous and lock-free algorithm to perform large-scale inference for mixture of exponential families. ESVI exhibits both model as well as data parallelism simultaneously, allowing us to handle real-world datasets with large number of documents as well as learn sufficiently large number of parameters. To demonstrate its practical applicability, we show how to use ESVI to fit GMM and LDA models on large scale real-world datasets consisting of millions of terms and billions of documents. Our extensive empirical study is strongly suggestive that ESVI outperforms VI and SVI, and in most cases achieves a better quality solution. As future work, ESVI framework can be extended to several other latent variables models such as Stochastic Block Models and Bayesian Matrix Factorization.

References

- [1] C. Archambeau and B. Ermi. Incremental variational inference for latent dirichlet allocation. *arXiv preprint arXiv:1507.05016*, 2015.
- [2] D. Blei, A. Ng, and M. Jordan. Latent Dirichlet allocation. *Journal of Machine Learning Research*, 3:993–1022, Jan. 2003.
- [3] D. M. Blei, A. Kucukelbir, and J. D. McAuliffe. Variational inference: A review for statisticians. *arXiv preprint arXiv:1601.00670*, 2016.
- [4] L. Bottou and O. Bousquet. The tradeoffs of large-scale learning. *Optimization for Machine Learning*, page 351, 2011.
- [5] T. Broderick, N. Boyd, A. Wibisono, A. C. Wilson, and M. I. Jordan. Streaming variational bayes. In *Advances in Neural Information Processing Systems*, pages 1727–1735, 2013.
- [6] L. Hasenclever, S. Webb, T. Lienart, S. Vollmer, B. Lakshminarayanan, C. Blundell, and Y. W. Teh. Distributed bayesian learning with stochastic natural gradient expectation propagation and the posterior server. *Journal of Machine Learning Research*, 18(106):1–37, 2017.
- [7] J. Hensman, M. Rattray, and N. D. Lawrence. Fast variational inference in the conjugate exponential family. In *Advances in neural information processing systems*, pages 2888–2896, 2012.
- [8] M. D. Hoffman, D. M. Blei, C. Wang, and J. Paisley. Stochastic variational inference. *Journal of Machine Learning Research*, 14:1303–1347, 2013.
- [9] M. C. Hughes and E. Sudderth. Memoized online variational inference for dirichlet process mixture models. In *Advances in Neural Information Processing Systems*, pages 1133–1141, 2013.
- [10] A. Kucukelbir, D. Tran, R. Ranganath, A. Gelman, and D. M. Blei. Automatic differentiation variational inference. *The Journal of Machine Learning Research*, 18(1):430–474, 2017.
- [11] A. R. Masegosa, A. M. Martinez, H. Langseth, T. D. Nielsen, A. Salmerón, D. Ramos-López, and A. L. Madsen. Scaling up bayesian variational inference using distributed computing clusters. *International Journal of Approximate Reasoning*, 88:435–451, 2017.
- [12] R. M. Neal and G. E. Hinton. A view of the em algorithm that justifies incremental, sparse, and other variants. In *Learning in graphical models*, pages 355–368. Springer, 1998.
- [13] W. Neiswanger, C. Wang, and E. Xing. Embarrassingly parallel variational inference in nonconjugate models. *arXiv preprint arXiv:1510.04163*, 2015.
- [14] R. Ranganath, S. Gerrish, and D. M. Blei. Black box variational inference. In *aistats*, 2014.
- [15] B. Recht, C. Re, S. Wright, and F. Niu. Hogwild: A lock-free approach to parallelizing stochastic gradient descent. In P. Bartlett, F. Pereira, R. Zemel, J. Shawe-Taylor, and K. Weinberger, editors, *Advances in Neural Information Processing Systems 24*, pages 693–701, 2011.

- [16] M. J. Wainwright and M. I. Jordan. Graphical models, exponential families, and variational inference. *Foundations and Trends in Machine Learning*, 1(1 – 2):1–305, 2008.
- [17] C. Wang and D. M. Blei. Variational inference in nonconjugate models. *Journal of Machine Learning Research*, 14(Apr):1005–1031, 2013.
- [18] J. Winn and C. M. Bishop. Variational message passing. *Journal of Machine Learning Research*, 6(Apr):661–694, 2005.
- [19] H.-F. Yu, C.-J. Hsieh, H. Yun, S. Vishwanathan, and I. S. Dhillon. A scalable asynchronous distributed algorithm for topic modeling. In *Proceedings of the 24th International Conference on World Wide Web*, pages 1340–1350. International World Wide Web Conferences Steering Committee, 2015.
- [20] H.-F. Yu, C.-J. Hsieh, H. Yun, S. Vishwanathan, and I. S. Dhillon. A scalable asynchronous distributed algorithm for topic modeling. In *WWW*, 2015.
- [21] H. Yun, H.-F. Yu, C.-J. Hsieh, S. Vishwanathan, and I. Dhillon. Nomad: Non-locking, stochastic multi-machine algorithm for asynchronous and decentralized matrix completion. *Proceedings of the VLDB Endowment*, 7(11):975–986, 2014.

A Effect of using the top-k strategy

A.0.1 Effect of varying C (cutoff for k) in ESVI-LDA-TOPK

In this sub-section, we investigate the effect of varying the value of cutoff C in the ESVI-LDA-TOPK method. While the approximation of evidence lower bound (ELBO) must get more accurate as $C \rightarrow K$, there might exist a choice of $C \ll K$, which still gives a reasonably good enough approximation. This will give us a significant boost in speed. Figure 9 shows the result of our experiment. On Enron dataset, we varied C as 1, 8, 32, 64, 128 with the true $K = 128$ as our baseline. On NY Times dataset, we varied C as 1, 4, 16, 32, 64 with the true $K = 64$ as baseline. As we expected, setting the cutoff to a value too low leads to very slow convergence. However, it is interesting to note that at a cut off value of roughly $\frac{K}{4}$ (32 on Enron and 16 on NY Times), we get a good result on par with using the baseline. On the larger datasets, PubMed and UMBC-3B also, we observed a similar behavior where setting $C = 16$ was enough to achieve a similar ELBO as the baseline. Figure 9 shows the results of this experiment.

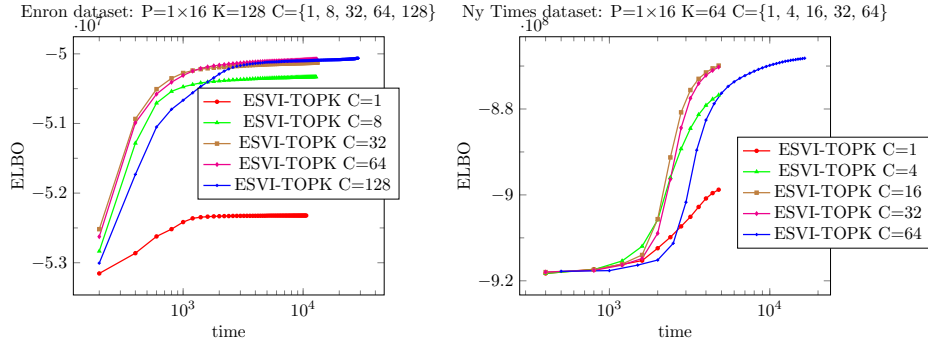


Figure 9: Effect of varying C (cutoff for k) in ESVI-LDA-topk

A.0.2 Fixing C (cutoff for k) and scaling to large K in ESVI-LDA-TOPK

In this sub-section, we present results showing how, once we have picked a suitable cutoff C for the our ESVI-LDA-TOPK method, we can scale our algorithm to very large number of topics such as $K = 256$ and $K = 512$ on the largest dataset: UMBC-3B. Figure 10 below demonstrates this.

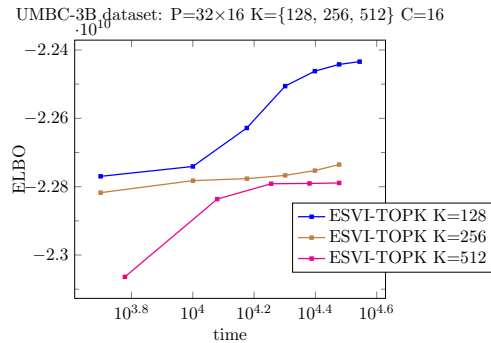


Figure 10: Effect of varying K by fixing C (cutoff for k) in ESVI-LDA-TOPK