

Spatio-temporal correlations in models of collective motion ruled by different dynamical laws

Andrea Cavagna¹, Daniele Conti², Irene Giardina^{1,2}, Tomas S. Grigera^{3,4}, Stefania Melillo^{1,2}, Massimiliano Viale^{1,2}

¹ *Istituto Sistemi Complessi, Consiglio Nazionale delle Ricerche, UOS Sapienza, 00185 Rome, Italy*

² *Dipartimento di Fisica, Università Sapienza, 00185 Rome, Italy*

³ *Instituto de Física de Líquidos y Sistemas Biológicos (IFLYSIB),
CONICET — Universidad Nacional de La Plata,*

Calle 59 no. 789, B1900BTE La Plata, Argentina and

⁴ *CCT CONICET La Plata, Consejo Nacional de Investigaciones Científicas y Técnicas, Argentina*

Information transfer is an essential factor in determining the robustness of collective behaviour in biological systems with distributed control. The most direct way to study the information transfer mechanisms is to experimentally detect the propagation across the system of a signal triggered by some perturbation. However, for field experiments this method is inefficient, as the possibilities of the observer to perturb the group are limited and empirical observations must rely on rare natural perturbations. An alternative way is to use spatio-temporal correlations to assess the information transfer mechanism directly from the spontaneous fluctuations of the system, without the need to have an actual propagating signal on record. We test the approach on ground truth data provided by numerical simulations in three dimensions of two models of collective behaviour characterized by very different dynamical equations and information transfer mechanisms: the classic Vicsek model, describing an overdamped noninertial dynamics and the inertial spin model, characterized by an underdamped inertial dynamics. By using dynamical finite size scaling, we show that spatio-temporal correlations are able to distinguish unambiguously the diffusive information transfer mechanism of the Vicsek model from the linear mechanism of the inertial spin model.

I. INTRODUCTION

Collective behaviour is a widespread phenomenon in the living world, occurring over vastly different scales and in a great variety of biological systems [1–3]. In recent years a strong interest has emerged in the study of collective behaviour in biological systems using the tools and principles of statistical physics [4–7]. Following a paradigm typical of condensed matter, the first steps have been moved along two main paths: how the motility of individuals, combined with the features of the interaction, influences the nature of the order/disorder transition [6, 8] and what are the hydrodynamics properties of the collective patterns at very large scales [4, 7].

A related, although distinct, question is that of how information propagates across the system and how it affects the collective response to perturbations. In many biological systems efficient information transfer across the group is key to survival. Flocks of birds are a paradigmatic example in this respect: they are continuously subject to predatory attacks and yet they manage to respond very swiftly, changing collective direction of motion on very short timescales, still maintaining cohesion. This type of phenomena suggest that the mechanism to transmit information across the group must be particularly efficient.

Recent experimental observations have shown that information propagates across flocks linearly and with very weak damping [9]. More precisely, a change of heading of a flock originates locally in space (one initiator) and it propagates to the rest of the flock as a wave, with a wavefront moving linearly in time with speed c_s (speed of second sound). Linear information transfer is about the most efficient mechanism we can imagine. Former mod-

els models [10, 11] and hydrodynamic theories [4] fail to reproduce such behaviour, both at the analytic and at the numerical level [12].

In [9, 12] it has been formulated a new theory (and a corresponding new model) that has a new crucial ingredient: behavioural inertia. This is the same as saying that the new theory is described by a second order dynamical equation for the velocity. The new theory reproduces well the experimental data for bird flocks and it shows that with inertia the system can sustain information transfer through linear waves: if the heading of one individual is changed, this change propagates quickly to the rest of the flock causing a collective turn while keeping cohesion; previous first-order models do not sustain linear information transfer across the system, as a change of heading of one individual leads to global disruption of the group (see the simulations of [12]).

These results point out the relevance of second order inertial terms in the dynamical equations describing collective motion. Even though these terms would be irrelevant on the very large hydrodynamic scales of a flocking fluid [4, 5, 13], they are in fact relevant on the scales of finite-size real flocks and indispensable to explain their behaviour. The field-theoretical analysis of [14] shows that the regime where inertial terms are relevant can be quite large.

It is therefore important to find a way, given a set of experimental data, to assess whether inertial dynamics rules the system or not. In experimental observations of bird flocks inertial dynamics was detected through the direct measurement of the propagation of a wavefront across the group due to some local perturbation (change of direction) that was recorded on camera [9]. For large

groups in the field this is, in general, a somewhat ineffective way to proceed, as one needs to capture on record a collective change of state due to some uncontrolled perturbation (in the study reported in [9] only 12 such events were captured in over four years of data-taking). Moreover, unlike in lab studies, the possibilities to actively perturb the system are very limited in the field. It is reasonable to presume that inertial effects may be relevant also for degrees of freedom different from the orientation and for systems different from flocks (other biological and social networks). However, it is unrealistic to think to be able to perturb the system or record instances of spontaneous global information transfer in all these cases.

We discuss here a general method capable of learning whether or not inertial second-order dynamics rules a system directly from its unperturbed, spontaneous fluctuations. In this way we will be able to tell whether or not a system is inertial by a general experimental sampling of its dynamics, rather than by manipulating the system. The key tool of the method is the spatio-temporal correlation function: the behavioural change of individual i at time t_0 influences that of individual j at a later time $t_0 + t$. The form of this correlation, which extends in both space and time, bear the traces of the dynamical equation ruling the system. We test this general method against numerical simulations of models with very different dynamical behaviour, namely with and without inertial effects. We find that spatio-temporal correlation successfully distinguish the different types of dynamics.

The paper is organized as follows. In Section II we introduce two archetypical model of self-propelled particles encoding, respectively, non-inertial and inertial dynamics, and study their natural time scales on the basis of simple dimensional analysis. In Section III we define the spatio-temporal correlation function and discuss its general properties in Fourier space. In Sec. IV we use dynamical finite-size scaling to predict how the correlation behaves in systems with finite size in the two cases of non-inertial and inertial dynamics. In this Section we also test our theoretical results against numerical simulations in three dimensions of the two models. In Sec.V we calculate the explicit form of the spatio-temporal correlation function under an approximate scheme. Finally, we discuss our conclusions in Section VI.

II. TWO DIFFERENT MODELS OF COLLECTIVE MOTION

A. Non-inertial dynamics: Vicsek model

The most far-reaching physics-inspired model of collective motion is the Vicsek model (VM) [10]. It describes a system of self-propelled particles with constant speed that interact through mutual imitation: each particle at a given time step adjusts its direction of motion to the average of its neighbors. In its original version, this model has been studied using discrete update rules

in time and scalar noise, although there have been many further studies with different kind of noise [8, 11, 15, 16]. Here write the classic Vicsek model at constant speed v_0 and in generic dimension d , in the following way,

$$\frac{\eta}{v_0} \frac{d\mathbf{v}_i}{dt} = \frac{1}{v_0} \left(J \sum_j n_{ij} \mathbf{v}_j \right)^\perp + \zeta_i^\perp \quad (1)$$

$$\frac{d\mathbf{r}_i}{dt} = \mathbf{v}_i \cdot \quad (2)$$

where η is a generalized friction coefficient and ζ_i is a random white noise, defined by,

$$\langle \zeta_i(t) \cdot \zeta_j(t') \rangle = (2d) \eta T \delta_{ij} \delta(t - t') , \quad (3)$$

We use the standard convention of expressing the amplitude of the noise as the product of a ‘temperature’ T times the friction coefficient η [17]. The symbol ‘ \perp ’ in the r.h.s. of Eq. (1) indicates a projection onto the plane perpendicular to \mathbf{v}_i . Both the social force due to neighbors and the noise change the flight direction of the particle, but not on its speed, thus ensuring that $|\mathbf{v}_i| = v_0$. This formulation of the VM is slightly different from the one usually found in the literature, but fully equivalent. In particular, the friction η could be eliminated in (1) and (3) by a rescaling of time [17], but this would make the comparison with the inertial model of the next Section (where η cannot be rescaled away) much less transparent.

The adjacency matrix n_{ij} is 1 if i and j are interacting neighbors and 0 if they are not, and it encapsulates the different kinds of interaction rules. If we consider, as in the original Vicsek model [10] *metric* interactions, then there is a given metric range r_c such that $n_{ij} = 1$ if $r_{ij} < r_c$. If, on the other hand, interactions are *topological* [18] there is a topological range n_c such that if j is within the first n_c neighbors of i then $n_{ij} = 1$. The adjacency matrix depends on time, $n_{ij} = n_{ij}(t)$: particles do not sit on a fixed lattice, they are self-propelled, so that the neighborhood of each particles changes dynamically in time. This time-dependence is what makes self-propelled particles models intrinsically different from standard equilibrium statistical mechanics models.

Finally, we notice that the Vicsek model has no inertial term. Even though one may be tempted to identify the l.h.s. of equation (1) as an inertial second order term (it is, after all, an acceleration), this is not its correct interpretation. The central degree of freedom of the model is the velocity, not the position, and indeed the social force at the r.h.s. is the derivative with respect to the velocity of a generalized ‘Hamiltonian’, function of the velocity, not of the positions, $H \sim - \sum_{ij} n_{ij} \mathbf{v}_i \cdot \mathbf{v}_j$. The overtones of ferromagnetic physics are evident. Hence, Vicsek equation describes a non-inertial, first order, overdamped dynamics for the velocity and for this reason the coefficient of $\dot{\mathbf{v}}_i$ is friction, not mass.

B. Inertial dynamics: Inertial Spin Model

The inertial spin model (ISM) was introduced in [9, 12] to describe linear information transfer in natural flocks of birds. It correctly reproduces the way starling flocks perform collective turns and it provides the right the dispersion law in these groups. The ISM is described by the following equations,

$$\frac{d\mathbf{v}_i}{dt} = \frac{1}{\chi} \mathbf{s}_i \times \mathbf{v}_i \quad (4a)$$

$$\frac{d\mathbf{s}_i}{dt} = \frac{\mathbf{v}_i}{v_0} \times \left[\frac{J}{v_0} \sum_j n_{ij} \mathbf{v}_j - \frac{\eta}{v_0} \frac{d\mathbf{v}_i}{dt} + \boldsymbol{\zeta}_i \right] \quad (4b)$$

$$\frac{d\mathbf{r}_i}{dt} = \mathbf{v}_i, \quad (4c)$$

with $\mathbf{v}_i \cdot \mathbf{s}_i = 0$. The dynamical state of each particle is now described by two variables: the velocity \mathbf{v}_i , and a new variable \mathbf{s}_i that we called the ‘spin’. As it can be seen from Eq. (4a), the spin describes how quickly the particle changes its direction of motion. The fact that, contrary to the Vicsek model, the social force $J \sum_j n_{ij} \mathbf{v}_j$ and the noise act on the spin, rather than directly on the velocity, indicates that the model is inertial, so that the instantaneous update of the velocities is smooth. The new parameter χ is the behavioral inertia; it is not the real mass, nor the mechanical moment of inertia. Rather, χ is an effective parameter describing the resistance of a bird to change the radius of curvature of its trajectory [12]. If we take a further derivative of Eq. (4a) and exploit Eq. (4b), we get a closed equation for the velocity,

$$\frac{\chi}{v_0} \frac{d^2 \mathbf{v}_i}{dt^2} + \chi \frac{\mathbf{v}_i}{v_0^3} \left(\frac{d\mathbf{v}_i}{dt} \right)^2 + \frac{\eta}{v_0} \frac{d\mathbf{v}_i}{dt} = \frac{1}{v_0} \left(J \sum_j n_{ij} \mathbf{v}_j \right)^\perp + \boldsymbol{\zeta}_i^\perp \quad (5)$$

The ISM describes different dynamical regimes depending on the values of the parameters [12]. In particular, by tuning the friction η with respect to the behavioural inertia χ , we can explore both the overdamped regime (large η^2/χ), where the model behaves as the Vicsek model, and the underdamped regime (small η^2/χ), where the model displays the same behaviour and dispersion law observed in natural flocks [9]. The Vicsek model of Eqs. (1-2) is exactly recovered when $\chi/\eta^2 \rightarrow 0$. In the opposite limit, i.e. when $\eta^2/\chi \rightarrow 0$, we obtain instead a fully reversible dynamics, where the spins - which represent the generators of the rotational symmetry of the velocities - are strictly conserved quantities [12].

C. Natural time scales of the two models

In order to work out the natural time scales of the dynamical equations introduced above it is convenient to first introduce the (positive-definite) discrete Laplacian

matrix,

$$\Lambda_{ij} = \delta_{ij} \sum_k n_{ik} - n_{ij} \quad (6)$$

which approximates in a discrete system the second order derivative in space [19]. Notice that in a topological model the diagonal element of the Laplacian is a constant, $\sum_k n_{ik} = n_c$, while in a metric model it fluctuates; in both cases the amplitude of Λ_{ij} is proportional to the mean number of interacting neighbours. By using the discrete Laplacian we can rewrite the non-stochastic part of the Vicsek models in the following way,

$$\eta \frac{d\mathbf{v}_i}{dt} = \left(-J \sum_j \Lambda_{ij} \mathbf{v}_j \right)^\perp \quad (7)$$

where we have used, $(\mathbf{v}_i)^\perp = 0$. From this equation we can derive a time scale by mere dimensional analysis. As we have said, the Laplacian Λ_{ij} is a discrete version of the second order derivative in space, hence it is dimensionally equivalent to a term $k^2 a^2$, where a is the mean interparticle distance and k is the momentum in Fourier space. We use a Fourier representation as this will be the space in which we will work for most of the paper. We have also seen that the discrete Laplacian is proportional to the mean number n_c of interacting neighbours, so that, dimensionally, $\Lambda_{ij} \sim n_c a^2 k^2$. We therefore conclude that the natural time scale of the Vicsek model is given by,

$$\tau^{\text{VIC}} \sim \frac{\eta}{J n_c a^2 k^2} \quad (8)$$

This is a damping time scale or, equivalently, the collective relaxation time of the velocities. The fact that it diverges for $k \rightarrow 0$ is a consequence of the fact that the theory has a diverging correlation length [20]. How this divergence is tamed for finite size will be discussed in the next Section.

For the inertial spin model, equation (5), the situation is more complicated because this is a second order equation and we expect to have two time scales, rather than one. As in the Vicsek case, the term $(\sum_i n_{ij} \mathbf{v}_i)^\perp$ can be substituted with the discrete Laplacian, $(-\sum_i \Lambda_{ij} \mathbf{v}_i)^\perp$. Hence, the purely dimensional version of equation (5) reads,

$$\chi/t^2 + \eta/t - J n_c a^2 k^2 = 0 \quad (9)$$

To simplify these expression it is convenient to introduce the reduced friction coefficient, γ , and the second sound speed, c_s ,

$$\gamma = \frac{\eta}{2\chi}, \quad c_s = \sqrt{\frac{J n_c a^2}{\chi}} \quad (10)$$

The parameter c_s (which indeed has the physical dimensions of a velocity) is the speed of propagation of a signal

in the inertial case [12]. Using γ and c_s into (9) and multiplying by t^2 , we get,

$$(c_s k)^2 t^2 - \gamma t - 1 = 0 \quad (11)$$

which, on merely dimensional grounds, provides the two obvious time scales,

$$\tau_1^{\text{ISM}} \sim \frac{1}{\gamma}, \quad \tau_2^{\text{ISM}} \sim \frac{1}{c_s k} \quad (12)$$

The damping scale is the one containing the friction coefficient, that is τ_1^{ISM} : larger friction γ (but not ‘too large’, otherwise one recovers the Vicsek model, see explanation below) produces a shorter (quicker) damping time. As expected, this dissipative time scale accompanies the linear term in t , which breaks the time-reversal symmetry. At variance with the non-inertial case, the damping time is now independent of k . The second time scale of the inertial case contains the signal propagation speed, c_s , hence it is naturally associated to the period of oscillation of mode k . Indeed, when the friction is small, $\gamma \ll c_s k$, that is when $\tau_1^{\text{ISM}} \gg \tau_2^{\text{ISM}}$, the ISM equation becomes time-reversible and propagation emerges [12]. It is important to notice that the inertial time scale τ_2^{ISM} does depend on k , although with exponent 1, rather than 2 as in the non-inertial case. This linear dependence on k is responsible for linear information transfer in the inertial case [12, 14].

On the other hand, in the limit of large damping and low inertia we expect to recover the Vicsek model. This overdamped limit is obtained when the signal gets damped before it can propagate, which corresponds to having $\gamma \gg c_s k$, that is $\tau_1^{\text{ISM}} \ll \tau_2^{\text{ISM}}$. Notice that this limit can be also written as, $k \ll \gamma/c_s$: the overdamped limit is therefore a limit of small momentum k , i.e. the *hydrodynamics limit*, in which inertia is always sub-dominant with respect to damping [17]. If we rewrite (11) as,

$$(t/\tau_2^{\text{ISM}})^2 - t/\tau_1^{\text{ISM}} - 1 = 0 \quad (13)$$

we see that when $\tau_1^{\text{ISM}} \ll \tau_2^{\text{ISM}}$, the discriminant of this equation simplifies and we are left with just one time scale, namely $(\tau_2^{\text{ISM}})^2/\tau_1^{\text{ISM}} = \eta/(Jn_c a^2 k^2)$, which is the same time scale of the Vicsek model, as expected.

The important conclusion of this Section is that the two different dynamics are ruled (at the naive dimensional level) by time scales that behave very differently with k . The time scale of the non-inertial Vicsek case decays as $1/k^2$, while in the inertial case the period goes as

$1/k$ and the damping time does not depend on k . These exponents need not to be exact, of course, as this was mere dimensional analysis, and they can change under renormalization and off-equilibrium effects [4]. However, dimensional analysis is helpful, as it unveils a deep, intrinsic difference between the two models through the behaviour of their natural time scales, suggesting that it should be quite possible to detect such difference in the data, both at the numerical and at the experimental level. We will see in the next Sections how to practically do that.

III. SPATIO-TEMPORAL CORRELATION FUNCTION

A. The connected correlation function

The connected velocity correlation, C_{ij} , between individuals i and j , measures how much a change of direction of i influences (and is influenced by) a change of direction of j ,

$$C_{ij} = \langle \delta \mathbf{v}_i \cdot \delta \mathbf{v}_j \rangle \quad (14)$$

where the velocity fluctuation $\delta \mathbf{v}_i$ is the deviation of the velocity of i from the mean velocity of the group, $\delta \mathbf{v}_i \equiv \mathbf{v}_i - \frac{1}{N} \sum_k \mathbf{v}_k$. The systems we are studying are in the polarized phase, hence the mean velocity is strongly different from zero; it would therefore make no sense to compute the correlation of the full velocities (non-connected correlation) as this would be completely dominated by the mean velocity square. The only physically and biologically relevant correlation is that between the fluctuations. However this fluctuation is a dimensional quantity, therefore, in order to have a more suitable quantity to make a comparison between the correlation in natural and numerical systems, we introduce the dimensionless velocity fluctuation,

$$\delta \hat{\mathbf{v}}_i \equiv \frac{\delta \mathbf{v}_i}{\sqrt{\frac{1}{N} \sum_k \delta \mathbf{v}_k \cdot \delta \mathbf{v}_k}} \quad (15)$$

We now need to define the connected correlation in both time and space; this quantity must be based on the correlation between individual i at time t_0 and individual j at time $t_0 + t$. Following the definition of the van Hove correlation function for a set of discrete particles [21, 22], we define the spatio-temporal correlation function as,

$$C(\mathbf{r}, t) = \left\langle \frac{1}{N\rho} \sum_{i,j} \delta \hat{\mathbf{v}}_i(t_0) \cdot \delta \hat{\mathbf{v}}_j(t_0 + t) \delta^{(3)}[\mathbf{r} - \mathbf{r}_i(t_0) + \mathbf{r}_j(t_0 + t)] \right\rangle_{t_0} \quad (16)$$

The positions are calculated with respect to the center

of mass of the system, that is $\mathbf{r}_j(t_0 + t) = \mathbf{R}_j(t_0 + t) -$

$\mathbf{R}_{\text{CM}}(t_0+t)$, while ρ is the density. The bracket indicates an average over time,

$$\langle f(t_0, t) \rangle_{t_0} = \frac{1}{t_{\text{tot}} - t} \sum_{t_0=1}^{t_{\text{tot}}-t} f(t_0, t) \quad (17)$$

and t_{tot} is the total available time in the simulation or in the experiment. It is important to remark that in (16) everything related to particle i (position and velocity) is evaluated at time t_0 , while everything related to j is evaluated at time t_0+t . The basic idea of (16) is to sum the correlation of all pairs that over time t are found at distance \mathbf{r} from each other.

In active systems with symmetry breaking (i.e. with nonzero polarization) non-equilibrium effects may produce spatial anisotropy in the decay of the connected correlation; more precisely, the critical exponents along the longitudinal and transverse directions with respect to the mean velocity of the group may be different from

each other [13, 23]. This effect is crucial in two dimensions to explain the suppression of fluctuations and the stabilization of long-range order. In the present work, though, we aim at distinguishing different types of dynamics (inertial vs non-inertial), rather than characterizing the anisotropy in the correlation. As we shall see, to this purpose it is sufficient to assume rotational invariance and to consider the correlation as a function of the scalar distance $r = |\mathbf{r}|$, because the (single) critical exponent will be very different in the two cases. Moreover, we remark that in real biological data-sets it is normally difficult to have enough statistics to be able to spectralize the correlation into longitudinal and transverse components; on the other hand, previous experimental studies of the correlation as a function of r have given satisfying results [24]. Under this assumption, we define,

$$r_{ij}(t_0, t) \equiv |\mathbf{r}_i(t_0) - \mathbf{r}_j(t_0 + t)| \quad (18)$$

and write,

$$C(r, t) = \left\langle \frac{1}{N4\pi r^2 \rho} \sum_{i,j}^N \delta \hat{\mathbf{v}}_i(t_0) \cdot \delta \hat{\mathbf{v}}_j(t_0 + t) \delta[r - r_{ij}(t_0, t)] \right\rangle_{t_0} \quad (19)$$

Notice that for $t = 0$ this quantity reduces to the standard static correlation function previously used in analysis of bird flocks [24] and insect swarms [25, 26]. Indeed the normalization term, $N4\pi r^2 \rho$, approximately represents the number of pairs at distance r , i.e. $\sum_{i,j} \delta(r - r_{ij})$. The purpose of $C(r, t)$ is to measure how much a change of velocity of an individual at time t_0 influences a change of velocity of another individual at distance r and at a later time $t_0 + t$. Hence, in the dynamical correlation function, not only we measure how much individuals influence each other (as in the static case), but we also measure how this influences travels in space and time.

B. The correlation function in Fourier space

In order to calculate the collective time scale of the system, namely the longest time scale of relaxation, one normally introduces the space-integral of $C(r, t)$,

$$C(t) = \rho \int d\mathbf{r} C(r, t) \quad (20)$$

so as to remain with a purely time-dependent correlation function (we multiply the r.h.s. by a factor ρ in order to have the same physical dimensions for $C(t)$ and $C(r, t)$). However, this prescription cannot work for us, and in general for discrete data in active systems. Remember our definition of velocity fluctuations, equation (15): we subtract to each velocity the *space* average, rather than the *ensemble* average. In fact, we have no choice: in active systems individuals move, do not sit on a lattice, hence we need to define averages at any fixed time, and this leaves us with just the space average. As a result, we inherit the sum rule,

$$\sum_i \delta \hat{\mathbf{v}}_i = 0 \quad (21)$$

whose main consequence is the rather unfortunate result,

$$C(t) = \frac{1}{N} \sum_{i,j}^N \delta \hat{\mathbf{v}}_i(t_0) \cdot \delta \hat{\mathbf{v}}_j(t_0 + t) = 0. \quad (22)$$

Hence, the sum rule (21) prevents us to define a collective time-correlation integrated in space. This problem can be circumvented by recurring to an analysis in Fourier space. We define the correlation function $C(k, t)$, which will be the main object of interest of this work, as,

$$C(k, t) = \rho \int d\mathbf{r} e^{i\mathbf{k}\cdot\mathbf{r}} C(r, t) = \rho \int dr 2\pi r^2 C(r, t) \int_{-1}^1 d(\cos \theta) e^{ikr \cos \theta} \quad (23)$$

The integral over $\cos\theta$ can be performed explicitly and the Dirac's delta used to collapse the integral in dr , so that we finally obtain,

$$C(k, t) = \left\langle \frac{1}{N} \sum_{i,j}^N \frac{\sin(k r_{ij}(t_0, t))}{k r_{ij}(t_0, t)} \delta \hat{\mathbf{v}}_i(t_0) \cdot \delta \hat{\mathbf{v}}_j(t_0 + t) \right\rangle_{t_0} \quad (24)$$

This quantity can be easily measured from the data, both in numerical simulations and in experiments. Moreover, it has many interesting properties that make it useful even in presence of the sum rule (21). In the rest of this work we plan to use the spatio-temporal correlation $C(k, t)$ defined in (24) as the principal tool to distinguish inertial from non-inertial dynamics.

C. The static limit of the correlation function

A particularly important case is the static limit of the correlation function (24), namely the case $t = 0$, in which we recover the Fourier transform of the static correlation function,

$$C_0(k) \equiv C(k, t = 0) = \left\langle \frac{1}{N} \sum_{i,j}^N \frac{\sin(k r_{ij})}{k r_{ij}} \delta \hat{\mathbf{v}}_i \cdot \delta \hat{\mathbf{v}}_j \right\rangle_{t_0} \quad (25)$$

where now both i and j are evaluated at equal time t_0 . What can we say, on general grounds, about the behaviour of $C_0(k)$? For $k = 0$ we have $\sin(kr_{ij})/kr_{ij} = 1$ and the correlation therefore is zero at all times, due to the sum rule (21),

$$C_0(k = 0) = 0 \quad (26)$$

On the other hand, for a generic nonzero value of k , the sum in (25) is dominated by particle pairs with distance $r_{ij} < 1/k$, as larger distances are suppressed by the factor $\sin(kr_{ij})/kr_{ij}$ becoming a rapidly oscillating term. In particular, for $k \rightarrow \infty$ all terms with $r_{ij} \neq 0$, and therefore with $i \neq j$, get killed in the sum and only the terms $i = j$ survive. This implies that,

$$\lim_{k \rightarrow \infty} C_0(k) = \left\langle \frac{1}{N} \sum_i^N \delta \hat{\mathbf{v}}_i^2 \right\rangle_{t_0} = 1 \quad (27)$$

because of definition (15) of the dimensionless velocity fluctuations. At this point we need to introduce a new crucial player, namely the correlation length, ξ , which is a measure of the size of the correlated regions in the system [27]. When the momentum k is decreased from $k = \infty$, but it is still larger than $1/\xi$, the factor $\sin(kr_{ij})/kr_{ij}$ is dominated by pairs with $r_{ij} < \xi$: hence, by decreasing k we are adding in the sum (25) more and more correlated pairs. We therefore expect $C_0(k)$ to *increase* when k is decreased from $k = \infty$. When the momentum arrives at $k \sim 1/\xi$, we have added in the sum (25) all correlated

pairs (that is pairs within one correlation length) and we start adding uncorrelated pairs, which lie beyond ξ . Hence, we do not expect $C_0(k)$ to further increase on decreasing k below $1/\xi$. In fact, if we performed ensemble averages $C_0(k)$ would level; however, we perform spatial averages and we are bound by the sum rule (21). As a consequence, decreasing k below $1/\xi$ has the effect to *decrease* the static correlation $C_0(k)$, until eventually it vanishes for $k = 0$. We therefore expect the static correlation to have a maximum at $k = k_{\max} \sim 1/\xi$. This overall behaviour of the static correlation $C_0(k)$ is confirmed by numerical simulations, see Fig.1a and Fig.2a.

In statistical physics, the static correlation at $k = 0$, that is the volume integral of the correlation in \mathbf{r} space, is the susceptibility, χ_{stat} , of the system [27] (we use the 'stat' subscript to distinguish this quantity from the generalized inertia of the ISM equations). In our case, though, we have $C_0(k = 0) = 0$ by construction, due to sum rule (21), so this cannot be the susceptibility. However, we have seen that $C_0(k)$ has a maximum at intermediate momentum, $k = k_{\max} \sim 1/\xi$. The value of the static correlation at this maximum, $C_0(k_{\max})$, is equal to the integral of the static real-space correlation up to $r \sim \xi$. Hence, the fact that $C_0(k)$ peaks at k_{\max} indicates that $C_0(k_{\max})$ is a fair estimate of the static susceptibility,

$$\chi_{\text{stat}} \sim C_0(k_{\max}) \quad , \quad \xi \sim 1/k_{\max} \quad (28)$$

Notice that evaluating the susceptibility in this way is equivalent to performing the space integral of the real space correlation $C_0(r)$ up to the point where this integral peaks, which is what has been done in [25].

To conclude this Section we notice that in the static limit the Vicsek model and the inertial spin model *must* have the same behaviour, and therefore the same static correlation function $C_0(k)$. This is a very general consequence of the fact that friction always wins over inertia at steady state [17]. We will show in numerical simulations that this is indeed the case.

IV. FINITE SIZE SCALING

Everything discussed up to now is expected to hold in the bulk, that is in the infinite-size limit, $L \rightarrow \infty$. Of course, both numerical and real biological systems have $L < \infty$, in which case we expect to have finite-size corrections to the bulk behaviour. In this Section we will discuss how to take care of finite-size effects and

how to exploit them to our advantage in distinguishing inertial from non-inertial dynamics. From now on we will only deal with collective systems in their ordered (i.e. polarized) phase. In physical terms this means that we are far from the ordering transition (be it in temperature, or in density). In biological terms, this means dealing with flocks, rather than swarms. For a finite-size scaling analysis of the dynamics of the Vicsek model close to the ordering transition (low polarization) we refer the reader to the comprehensive work of Baglietto and Albano [28].

A. Static correlation

Polarized flocks are systems with spontaneously broken continuous symmetry (rotation), hence we expect to find some off-equilibrium relic of the Goldstone theorem [29], telling us that static correlation functions must be long-range (or scale free); as a consequence, in a polarized system the correlation length, ξ , must diverge [30, 31]. This is exactly what happens in flocks, and it has been consistently verified at the numerical [16], theoretical [4] and experimental [24] level. Long-range static correlations mean that the correlation function in Fourier space must diverge for $k \rightarrow 0$, namely it can be written as [4],

$$C_0(k) \sim \frac{1}{k^{\gamma/\nu}}. \quad (29)$$

where γ/ν is the ratio between the susceptibility and correlation length critical exponents [27]. The absence of a constant term keeping the denominator finite for $k \rightarrow 0$ implies that both the static correlation length, ξ , and the static susceptibility, $\chi = \lim_{k \rightarrow 0} C_0(k)$, diverge in the bulk [27]. We remark that relation (29) holds in the infinite size limit irrespective of how we perform the statistical averages, namely ensemble average vs space average, because in a very large systems these are all self-averaging quantities. A naive dimensional analysis of both the Vicsek and the ISM equation gives,

$$(\gamma/\nu)_{\text{naive}} = 2 \quad (30)$$

because the discrete Laplacian simply translate into a k^2 term. However, naive dimensional analysis could be corrected by renormalization and off-equilibrium effects [4], therefore we hold no prejudices on the exponent γ/ν .

In systems with finite size, $L < \infty$, there cannot be any divergence and the bulk equation (29) must be modified as follows [32],

$$C_0(k; L) = L^{\gamma/\nu} f_0(kL) \quad (31)$$

where f_0 is a dimensionless scaling function, whose explicit form will depend on the specific method used to measure the correlation function. The scaling form (31) implies that if we plot $C_0(k; L)/L^{\gamma/\nu}$ vs kL , the static correlation functions calculated at different sizes L must all collapse on the same scaling curve. Moreover, given

the discussion of the previous Section, we know that f_0 must satisfy the relation,

$$\lim_{x \rightarrow 0} f_0(x) = 0 \quad (32)$$

and that $f_0(x)$ must have a maximum at a dimensionless point x_{max} , so that,

$$k_{\text{max}} \sim 1/L \quad (33)$$

and we get,

$$\xi \sim 1/k_{\text{max}} \sim L \quad (34)$$

which is the finite-size translation of the statement that static correlations are scale-free [24]. On the other hand, the finite-size susceptibility is given by,

$$\chi_{\text{stat}} \sim C_0(k_{\text{max}}(L); L) \sim L^{\gamma/\nu} \quad (35)$$

We have checked the static finite-size scaling predictions (31), (34) and (35) by performing numerical simulations in $d = 3$ in the ordered phase (polarization $\Phi = 0.9$) of both the Vicsek model and the inertial spin model (details of the numerics are provided in Appendix A). We have computed in the two cases the static correlation function in Fourier space, $C_0(k)$, according to its definition, equation (24), at various values of the size L . Results are reported in Figs. 1 and 2. We observe first that results are virtually indistinguishable between Vicsek and ISM: the static phenomenology of the two models is the same, as it should be. This is a non-trivial consistency check; in particular, because the dynamical time scales of the two models are very different, obtaining the same static behaviour is an indication that the simulation has thermalized for both models, so that we are really observing steady-state results, rather than transients.

As a second point, we see that the finite-size scaling predicted by equation (31) is excellent in both cases and, as a consequence, the growth of correlation length and of susceptibility predicted by equations (34) and (35) is satisfied. From these equations we notice that if we evaluate the static correlation at k_{max} , we obtain the finite-size pseudo-bulk relation,

$$C_0(k_{\text{max}}(L); L) \sim \frac{1}{k_{\text{max}}^{\gamma/\nu}} \quad (36)$$

which is the best finite-size proxy of the real bulk behaviour (29); equation (36) is reported as a dashed line in Figs. 1a and 2a. As usual in finite-size critical phenomena, evaluating the quantities at the point of maximal correlation gives results the closest to bulk relations [32].

Finally, we can use the simulations to estimate γ/ν ; the data show that this static scaling exponent has a value very close to that predicted by naive dimensional analysis,

$$(\gamma/\nu)_{d=3} = 2.11 \pm 0.02 \quad (37)$$

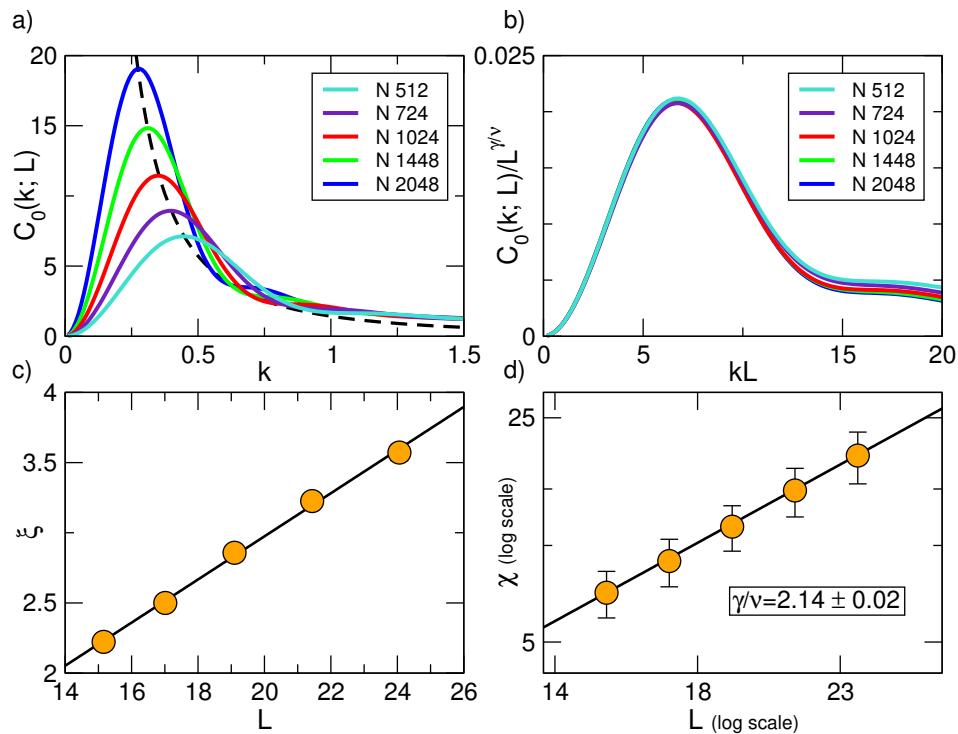


FIG. 1. **Static behaviour of the non-inertial model.** Numerical simulation of the Vicsek model in $d = 3$ with topological interaction (metric interaction gives identical results). a) Static correlation as a function of the momentum at various values of the size L , displaying a clear maximum at $k = k_{\max}$. The position and the height of the maximum shift with L , giving rise to a finite-size proxy of the bulk divergence (dashed line). b) Rescaled correlation function, according to equation (31). The best collapse occur for $\gamma/\nu = 2.14$ c) Correlation length, defined as $\xi \sim 1/k_{\max}$ as function of the size L (linear scale). d) Susceptibility, defined as $C_0(k_{\max}(L); L)$, as a function of the size (log-log scale).

Hence, it seems that, at least in this case of highly ordered phase ($\Phi = 0.9$), off-equilibrium and renormalization corrections are weak. We notice, though, that this value of the polarization Φ is not at all uncommon in real biological systems, as bird flocks [24], [33], and fish schools [34]. Notice also that we find a consistent scaling phenomenology up to $N = 2048$ particles, a number definitely not too small for many biological groups. Hence, naive dimensional analysis seems rather robust in the ordered phase of medium-large systems. We will see that this is also the case at the dynamical level. In Section V we will assess how deep in the ordered phase naive scaling exponents are expected to hold.

B. Dynamical correlation: Non-inertial case

In Section II we have derived through naive dimensional analysis the time scale of the Vicsek model,

$$\tau^{\text{VIC}} \sim \frac{\eta}{Jn_c a^2 k^2} \quad (38)$$

The divergence of this relaxation time for $k \rightarrow 0$ in the bulk is the dynamical side of the divergence of the correlation length in the same model. This divergence defines the so-called *dynamical critical exponent*, z [20]. From

(38) we see that naive dimensional analysis gives for the Vicsek model,

$$z_{\text{naive}}^{\text{VIC}} = 2 \quad (39)$$

As in the static case, the naive dynamical critical exponent can get corrections from renormalization and off-equilibrium effects, so that its value could very well be different from 2.

At finite size there cannot be any real divergence, so that using dynamical finite-size scaling we can write [35, 36],

$$\tau^{\text{VIC}}(k; L) \sim \frac{1}{k^z} h(kL) \quad (40)$$

where h is a dimensionless scaling function and where we have let the exponent z free to take a value different from the naive one. We now make the hypothesis that the dynamical part of the spatio-temporal correlation function depends on the size L exclusively through the time scale $\tau^{\text{VIC}}(k; L)$ [35, 36],

$$C(k, t; L) = C_0(k; L) f\left(\frac{t}{\tau^{\text{VIC}}(k; L)}\right) \quad (41)$$

therefore, using (40), we obtain,

$$C(k, t; L) = C_0(k; L) f\left(\frac{k^z t}{h(kL)}\right) \quad (42)$$

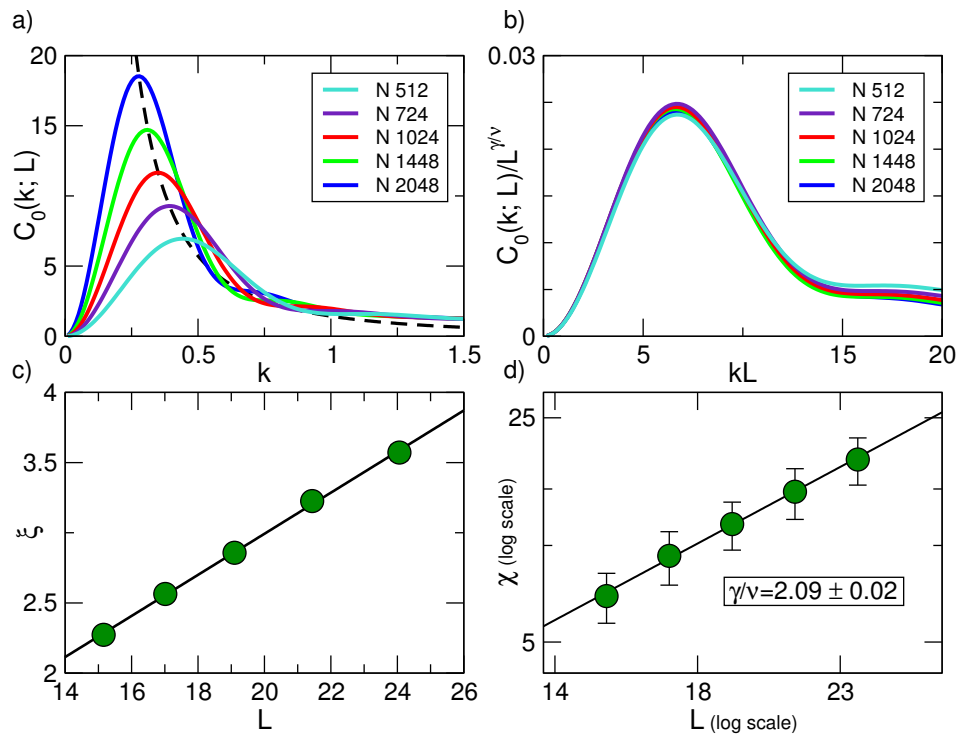


FIG. 2. **Static behaviour of the inertial model.** Numerical simulation of the inertial spin model in $d = 3$ with topological interaction (metric interaction gives identical results). All panels are the same as in Fig. 1. The best collapse occur for $\gamma/\nu = 2.09$.

We can now eliminate the dependence on the size L by doing two things: first, we isolate the time-dependent part by defining the normalized dynamical correlation, i.e. the correlation divided by its static value for $t = 0$,

$$\hat{C}(k, t; L) = \frac{C(k, t; L)}{C_0(k; L)} \quad (43)$$

Secondly, we recall that the maximum of the static correlation occurs at $k_{\max} \sim 1/L$ (equations (33) and (34)); therefore, if we evaluate the normalized spatio-temporal correlation at this special momentum of maximal static correlation, we get,

$$\hat{C}(k_{\max}(L), t; L) = f\left(\frac{k_{\max}^z t}{h(1)}\right) = \hat{f}(k_{\max}^z t) \quad (44)$$

This equation implies that it must exist a dynamical critical exponent, z , such that the spatio-temporal correlation functions calculated at different values of L collapse onto the same L -independent master curve, once we evaluate each correlation at $k = k_{\max}(L)$ and plot them as a function of the scaling variable $k_{\max}^z t$ [35].

Numerical simulations of the Vicsek model are in very good agreement with this prediction, Figs. 3a and 3b. Dynamical correlations at different sizes L collapse rather well as a function of the scaling variable $k_{\max}^z t$. The best collapse is achieved for,

$$z^{\text{VIC}} = 2.13 \pm 0.02 \quad (45)$$

very close to the naive value of the dynamical critical exponent, indicating, as in the static case, that corrections to naive dimensional analysis exponents are somewhat weak. Notice that if we try and keep k fixed for different values of L , rather than following $k = k_{\max}(L)$, it becomes impossible to collapse the curves. Following the peak of the static correlation is indeed necessary to make dynamical scaling work.

C. Dynamical correlation: Inertial case

In Section II naive dimensional analysis of the inertial dynamics of the ISM provided two time scales,

$$\tau_1^{\text{ISM}} \sim 1/\gamma \quad , \quad \tau_2^{\text{ISM}} \sim \frac{1}{c_s k} \quad (46)$$

At finite size L , it is reasonable to expect that also these time scales have some corrections; in particular, we can write,

$$\tau_2^{\text{ISM}}(k; L) \sim \frac{1}{k^z} h(kL) \quad (47)$$

where, again, we have left the dynamical exponent z free to take a value different from that of naive dimensional analysis,

$$z_{\text{naive}}^{\text{ISM}} = 1 \quad (48)$$

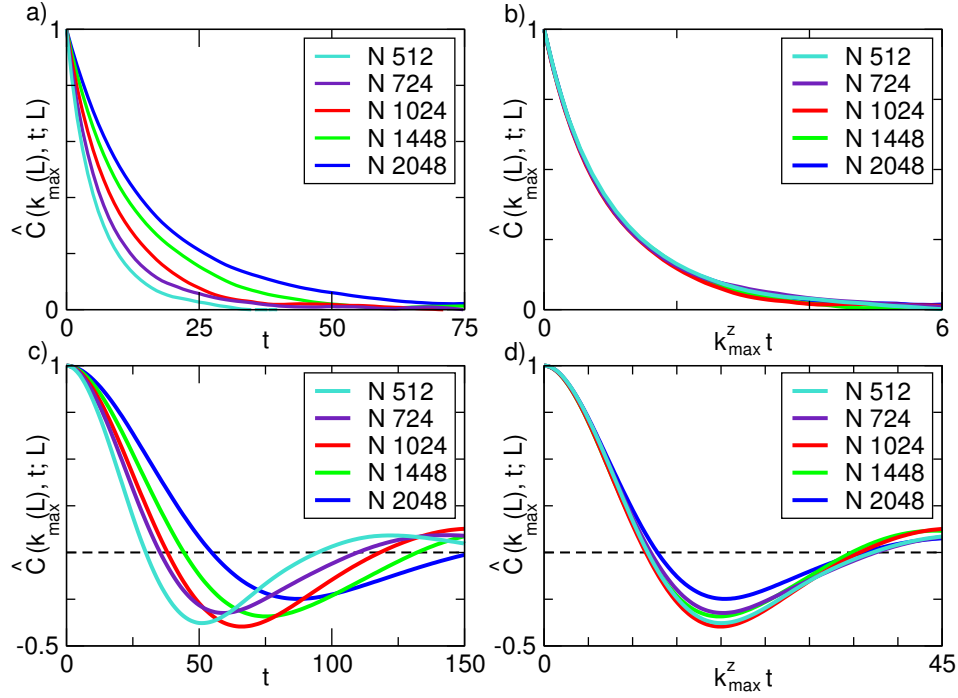


FIG. 3. **Spatio-temporal correlation and scaling.** Numerical simulations in $d = 3$ of the Vicsek model - panels (a) and (b) - and of the inertial spin model - panels (c) and (d). a) Spatio-temporal correlation of the Vicsek model as a function of time at various sizes L for $k = k_{\max}(L)$, the maximum of the static correlation. b) Rescaled correlation of the Vicsek model; the best collapse occurs for $z = 2.13$. c) Spatio-temporal correlation of the inertial spin model as a function of time at various sizes L for $k = k_{\max}(L)$. d) Rescaled correlation of the inertial spin model; the best collapse occurs for $z = 1.15$.

Proceeding similarly to the non-inertial case we make the hypothesis that the normalized spatio-temporal correlation function at finite size depends on L only through its two time scales,

$$\hat{C}(k, t; L) = g\left(\frac{t}{\tau_1^{\text{ISM}}(L)}, \frac{t}{\tau_2^{\text{ISM}}(k; L)}\right) \quad (49)$$

At the naive level, τ_1^{ISM} does not depend on k , whereas τ_2^{ISM} does; hence, at the general level, it seems safe to assume that the two time scales will have a different dependence on k . As a consequence, it would seem impossible to scale *both* time scales and obtain a collapse of the correlation functions at different values of L . In fact, we can solve this problem once we realize that we are interested in the underdamped regime of the inertial model, which corresponds to having a damping time much larger than the time of propagation of mode k ,

$$\tau_1^{\text{ISM}} \gg \tau_2^{\text{ISM}} \quad (50)$$

If we ask this condition to hold for all physical modes, including the smallest one, which is of order $1/L$, we get,

$$L/c_s \ll \tau_1^{\text{ISM}} \quad (51)$$

whose meaning is clear: the time a signal takes to cross the system ($\sim L/c_s$) must be much shorter than the time the signal takes to get damped ($\sim \tau_1^{\text{ISM}}$), which is a rather

reasonable definition of underdamped phase. Notice that (51) can be rewritten as,

$$1/L \gg \frac{\gamma}{c_s} \equiv k_0 \quad (52)$$

In other words, there is a threshold momentum, k_0 , which separates the overdamped phase ($1/L \ll k_0$), from the underdamped phase ($1/L \gg k_0$) [12]. We are interested in a system where information can propagate, hence we consider the underdamped regime (50)-(52). Moreover, we will consider short times, which are the easiest to obtain with a certain accuracy, especially in real experiments; hence, we can write,

$$t \sim \tau_2^{\text{ISM}} \ll \tau_1^{\text{ISM}} \quad (53)$$

Under these assumptions, the normalized correlation (49) becomes a function of just *one* time scale,

$$\hat{C}(k, t; L) \sim g(0, t/\tau_2^{\text{ISM}}) \quad (54)$$

We can now use the same scaling procedure as in the non-inertial case. We evaluate the dynamical correlation at the maximum of the static correlation, $k = k_{\max} \sim 1/L$, which gives,

$$\hat{C}(k_{\max}(L), t; L) \sim g\left(\frac{k_{\max}^z t}{h(1)}\right) = \hat{g}(k_{\max}^z t) \quad (55)$$

To check this scaling prediction we performed three-dimensional simulations of the inertial spin model, Figs.

3c and 3d. Results confirm fully the validity of the scaling equation (55). We notice that the correlation function has quite a different form from the non-inertial one: there are clear oscillations, landmark of the underdamped regime of the inertial dynamics [12] and it is quadratic, rather than linear, in the limit $t \rightarrow 0$. But the most clearcut difference with the non-inertial case is provided by the different value of the dynamical exponent; the best collapse of the data is given by,

$$z^{\text{ISM}} = 1.15 \pm 0.02, \quad (56)$$

well distinguishable from the Vicsek value, relation (45). Again, we find an exponent practically identical to its naive counterpart, indicating that off-equilibrium and renormalization corrections are weak.

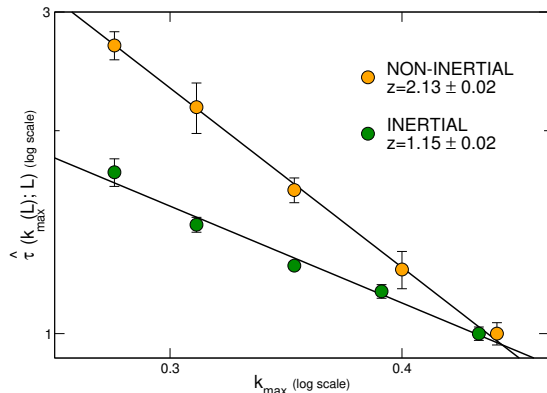


FIG. 4. **Times scales of the two models.** We computed the time scales of the Vicsek model (orange points) and of the inertial spin model (green points) by crossing the spatio-temporal correlations in Fig. 3 with a fixed value, $\hat{C}(k_{\max}, \tau) = 1/e$, then we have normalized the values obtained in such a way that in each of the two cases the smallest τ was equal to 1. The dependence of the time scales with the momentum is rather different in the two models, due to the difference in the two critical dynamical exponents.

To conclude we must test equations (40) and (47) about the scaling behavior with k of the characteristic time scale in the two different models. As usual, to eliminate the dependence on the scaling function, $h(kL)$, we need to work at the maximum of the static correlation, $k = k_{\max} \sim 1/L$. To extract the time scale τ from Fig. 3a and 3c we use the simple crossing condition,

$$\hat{C}(k_{\max}, \tau) = 1/e \quad (57)$$

In Fig. 4 we report $\tau(k_{\max})$ vs k_{\max} at various values of the size L in the non-inertial case (orange points) and in the inertial case (green points). As predicted by equations (40) and (47), the characteristic time scale depends on the momentum as a power law. Moreover, the critical dynamical exponents, z , obtained by the dynamical scaling, equations (45) and (56), fit rather well the data and differentiate sharply the two cases.

Note that the two time scales have been obtained by using exactly the same protocol in the two models - calculating the correlation $C(k, t)$, evaluating it at $k_{\max}(L)$, crossing the correlation with a constant. However, they have a rather different physical meaning: in the non-inertial case τ is a damping time of an overdamped correlation function, while in the inertial case τ is actually the period of an underdamped, oscillating correlation function.

The numerical results of this Section, the critical exponents (45) and (56), together with Figs. 3 and 4, demonstrate that a finite-size scaling analysis of the spatio-temporal correlation function successfully distinguishes between the non-inertial dynamics of the Vicsek model and the inertial dynamics of the ISM. The fundamental fact underlying this result is that the intrinsic, merely dimensional, time scales of the two systems depend on the momentum k in such a sharply different way that off-equilibrium corrections are unable to wash out this distinction, at least in the ordered phase we are considering (polarization $\Phi \sim 0.9$). In the next Sections we will compute explicitly the dispersion relations of the two models under an approximate scheme, hence making even more clear the different mathematical structure of inertial and non-inertial models; in that context we will also assess the regime of polarization in which we expect this analysis to hold.

In the present Section, however, we stress that we have made no particular approximation in the derivation of the finite-size scaling relations. The only simplification that we have adopted has been to neglect the difference between longitudinal and transverse direction (and therefore momentum) and to describe everything as a function of the scalar momentum k . Our exact numerical simulations of the actual off-equilibrium, self-propelled models fully confirm the theoretical expectations of dynamical scaling.

D. Summary of the method

At this point it may seem that our procedure is rather intricate. In fact, it is not; it simply consists of three steps, let us briefly summarize them here.

1. Calculate $C(k, t; L)$ from the data

Given a certain dataset, the first thing to do is to compute the spatio-temporal correlation function in Fourier space, $C(k, t; L)$, using definition (24). Clearly, for the method to work it is vital to have data at different sizes L . We recall that to compute the correlation function one must perform a time average (average over t_0). As always when computing time-correlation functions, the *total* time of the simulation (or of the experiment) must be much larger than the relaxation time. In experiments, however, this is not always possible. Some help comes

from the fact that our scaling relations are particularly strong for short times, which are more experimentally accessible. However, the time averages must be at least long enough to stabilize the static correlation, $C_0(k; L)$.

Regarding the interval in k to be considered when computing $C(k, t)$, we notice that the natural upper limit is the inverse of the mean interparticle distance, $1/a$. Well above this point the $\sin(kr_{ij})/kr_{ij}$ factor oscillates very strongly. On the other hand, although a natural scale for the minima value of k is $1/L$, the correlation function must be calculated down to $k = 0$, in order to check that $C(k = 0, t) = 0$ and to clearly see the maximum of the static correlation.

2. Find the peak of the static correlation $C_0(k; L)$

Once the full spatio-temporal correlation, $C(k, t)$, is calculated, one must plot its static limit, namely its amplitude, $C_0(k) = C(k, t = 0)$, as a function of k . This function must be zero at $k = 0$ and (as long as the system has non-negligible correlation length) it has a maximum at some intermediate k , which we call k_{\max} (Figs. 1 and 2). This maximal momentum corresponds to the inverse correlation length, $k_{\max} \sim 1/\xi$, and in a scale-free system it will scale as $k_{\max}(L) \sim 1/L$. On the other hand, the value of the static correlation at k_{\max} is the best estimate of the susceptibility and it scales as some power of the size, $C_0(k_{\max}) \sim L^{\gamma/\nu}$. Both these relations should be checked for consistency.

3. Collapse the dynamical correlations at different sizes

For each size L , one must evaluate the normalized spatio-temporal correlation function $\hat{C}(k, t; L)$ at $k = k_{\max}(L)$. All these curves must be plotted against the rescaled time, $k_{\max}^z t$, and one must find the value of the dynamical exponent z that produces the best collapse of all the curves at different sizes L (Fig. 3). The value of the dynamical exponent z can then be compared in different models to distinguish their dynamics. Our analysis shows that a large exponent, $z \sim 2$, is associated to the non-inertial, overdamped dynamics of the Vicsek type, while a smaller exponent, $z \sim 1$, is associated to the inertial, underdamped dynamics of the ISM type.

V. APPROXIMATE THEORY

In this Section we perform an analytical calculation of the spatio-temporal correlation function, $C(k, t)$, based on an approximate scheme. As we shall see, the results are in line with the general theory describe above.

A. Fixed network approximation

The first approximation we adopt is that of fixed network. This approximation has the great advantage of enormously simplifying the computations, but it may seem rather extreme given the very nature of active systems. We briefly discuss here the nature, limitations and range of applicability of this approximation. For a more detailed discussion we refer to [37].

Biological systems displaying collective motion differ from traditional physical systems because they are inherently out of equilibrium: its constituents are particles that move by self-propulsion, constantly compensating for the dissipation effects by injecting energy into the system. These features are well captured by the self-propelled particle models that we introduced in the previous Sections and that we studied numerically. The key ingredient of an active system is the rearrangement of the interaction network, a phenomenon that has very important effects [13, 23, 38].

Taking into account the full active nature of these systems at a theoretical level requires the hydrodynamic approach developed in [5, 13, 23, 38], that provides an elegant description of the large scale behaviour of active ‘fluids’. This approach focuses on the large scales, i.e. on momentum $k \rightarrow 0$. Inertial effects, however, are not visible at such large scales, where they necessarily succumb to dissipation. Rather, we need to look at intermediate momenta ranges, i.e. at distances that can be large but not extremely so. Even though this can be done in the framework of a continuum theory (see [14]), we prefer here to take a different route.

Let us assume that, even though the particles of our system move, the network rearrangement is *slow*. By this we mean that there is a separation of timescales: if we consider the scale of local relaxation, τ_{relax} , defined as the characteristic time needed to relax locally the order parameter with the interaction network fixed, and the network reshuffling time, τ_{network} , that is the average time it takes for an individual to change its interacting neighborhood, then by slow network rearrangement we mean [37],

$$\tau_{\text{relax}} \ll \tau_{\text{network}} \quad (58)$$

Under this condition of local quasi-equilibrium, when describing signal propagation we can consider the adjacency matrix constant over time,

$$n_{ij}(t) \sim n_{ij} \quad (59)$$

since the update of the internal state of motion of a particle occurs on a time-scale much faster than that needed to reshuffle the matrix of its neighbours, n_{ij} . Natural flocks of birds are precisely in such a state of local quasi-equilibrium [37] and indeed the predictions for the propagation law based on the fixed network analysis work nicely [9, 12].

In general, we expect a condition of this kind to hold only locally. There must be a crossover length scale l^* beyond which the network rearrangements become relevant and a hydrodynamic approach is mandatory. The fixed network approximation describes well all the modes with $k > k^* = 1/l^*$. It is therefore useful when the inertial dynamical behaviour is visible over modes with $k > k^*$ (or in the stronger limit $L < l^*$). This is the case we are considering in the next Sections. If, on the contrary, we want to look at larger scales (i.e. larger system sizes or smaller momenta), we must use a continuum approach as outlined in [14], where the coupling of orientational modes with density modes is considered.

B. Spin-wave expansion and continuous limit

Let us consider a system in its strongly polarized phase. To fix ideas we shall assume that the mean velocity of the group is pointing in direction x , i.e. along the unit vector $\mathbf{n}_x = (1, 0, 0)$. Each velocity \mathbf{v}_i can be decomposed into a longitudinal component, let us call it v_i^x , along the direction of motion \mathbf{n}_x and a transverse component, which is a $(d-1)$ -dimensional vector $\boldsymbol{\pi}_i$ lying on the plane perpendicular to the direction of motion,

$$\mathbf{v}_i = v_i^x \mathbf{n}_x + \boldsymbol{\pi}_i \quad (60)$$

Notice that the transverse components $\boldsymbol{\pi}_i$ have the physical dimension of a velocity and they satisfy the obvious relation,

$$\sum_i \boldsymbol{\pi}_i = 0 \quad (61)$$

Given that we are studying models with fixed speed, $|\mathbf{v}_i| = v_0$, we can work out the longitudinal component as a function of the transverse one,

$$v_i^x = \sqrt{v_0^2 - \pi_i^2} \quad (62)$$

When the polarization is large all velocities will be mainly along the mean direction of motion, implying $\pi_i^2 \ll v_0$ and:

$$v_i^x \sim v_0 \left(1 - \frac{1}{2} \pi_i^2 / v_0^2 \right) \quad (63)$$

thus giving,

$$\mathbf{v}_i = \mathbf{n}_x v_0 \left(1 - \frac{1}{2} \pi_i^2 / v_0^2 \right) + \boldsymbol{\pi}_i \quad (64)$$

It is convenient to write the transverse components of the velocity, $\boldsymbol{\pi}_i$, in terms of dimensionless angles expressing the departure of each \mathbf{v}_i from the mean direction of motion, \mathbf{n}_x ,

$$\pi_i^y = v_0 \sin \varphi_i^z \sim v_0 \varphi_i^z \quad (65)$$

$$\pi_i^z = v_0 \sin \varphi_i^y \sim v_0 \varphi_i^y \quad (66)$$

To understand these relations we must recall that to create a y component of the velocity one needs to rotate \mathbf{v}_i around the z axis, and vice-versa. These transverse angles φ_i^z and φ_i^y are the key degrees of freedom in a polarized system and they are called *phases*. They simply represent the (small) angular deviations of each individual \mathbf{v}_i with respect to the mean velocity of the group.

We can now use equations (64), (65) and (66) into the full dynamical equations describing the models and expand them up to the first order in the phase, so to obtain equations directly for the φ s. This is called *spin-wave expansion* [39]. For the Vicsek model (1) the spin-wave expansion gives the same equation for both φ^y and φ^z , namely,

$$\eta \frac{d\varphi_i}{dt} = -J \sum_j \Lambda_{ij} \varphi_j + \zeta_i^\perp \quad (67)$$

where Λ_{ij} is the Laplacian matrix defined in (6). Similarly expanding the ISM equation (5), we obtain

$$\chi \frac{d^2 \varphi_i}{dt^2} + \eta \frac{d\varphi_i}{dt} = -J \sum_j \Lambda_{ij} \varphi_j + \zeta_i^\perp \quad (68)$$

From relations (64), (65) and (66) we can also work out an expression of the polarization Φ in terms of the phase,

$$\Phi \equiv \left| \frac{1}{N} \sum_k \frac{\mathbf{v}_k}{v_0} \right| = 1 - \frac{(d-1)}{2N} \sum_k \langle \varphi_k^2 \rangle \quad (69)$$

from which we see that the limit of large polarization, $\Phi \sim 1$, is equivalent to the limit of small phases, $\varphi_i^2 \ll 1$.

If we look at spatial scales larger than the nearest neighbor distances, we can approximate the discrete Laplacian with its continuous counterpart,

$$J \sum_j \Lambda_{ij} \rightarrow -J n_c a^2 \nabla^2 \quad (70)$$

In doing this passage it is of course crucial the previous fixed-network assumption, that is the fact that Λ_{ij} does not depend on time. Similarly, we can substitute the discrete phases with continuous fields,

$$\varphi_i(t) \rightarrow \varphi(\mathbf{x}, t) \quad (71)$$

In this way we can rewrite the equation of the Vicsek model as,

$$\left(\eta \frac{\partial}{\partial t} - J n_c a^2 \nabla^2 \right) \varphi(\mathbf{x}, t) = \zeta(\mathbf{x}, t) \quad (72)$$

whereas for the inertial spin model, we obtain,

$$\left(\chi \frac{\partial^2}{\partial t^2} + \eta \frac{\partial}{\partial t} - J n_c a^2 \nabla^2 \right) \varphi(\mathbf{x}, t) = \zeta(\mathbf{x}, t) \quad (73)$$

In both cases ζ is a Gaussian white noise,

$$\langle \zeta(\mathbf{x}, t) \zeta(\mathbf{x}', t') \rangle = 2\eta T a^3 \delta^{(3)}(\mathbf{x} - \mathbf{x}') \delta(t - t'). \quad (74)$$

where the factor a^3 is necessary to keep the original physical dimensions once we introduce the spatial Dirac's delta.

In the highly polarized phase, from the definition of velocity fluctuations (15), and from (65) and (66), we obtain,

$$\delta \hat{\mathbf{v}}_i = \frac{1}{\sqrt{1-\Phi}}(0, \varphi_i^z, \varphi_i^y) \quad (75)$$

up to linear order in the phase. This equation embodies the fact that in a polarized system the fluctuations are strongly dominated by their transverse components. Accordingly, the connected velocity correlation (14) becomes,

$$C_{ij} = \langle \varphi_i \varphi_j \rangle \quad (76)$$

up to a constant factor equal to $(d-1)/(1-\Phi)$, and where we have taken into account the fact that the statistical correlation of φ^y is the same as that of φ^z , as they satisfy identical stochastic equations. In the light of this result and of the continuous limit we performed above, the spatio-temporal correlation function, $C(\mathbf{r}, t)$, defined in (16) can be written as,

$$C(\mathbf{r}, t) = \left\langle \frac{1}{V} \int d\mathbf{x}_0 \varphi(\mathbf{x}_0, t_0) \varphi(\mathbf{x}_0 + \mathbf{r}, t_0 + t) \right\rangle_{t_0} \quad (77)$$

which in k -space becomes,

$$C(\mathbf{k}, t) = \langle \varphi(\mathbf{k}, t_0) \varphi(-\mathbf{k}, t_0 + t) \rangle \quad (78)$$

This compact form of the correlation will be particularly handy in doing the theoretical calculation of next Section.

C. Theory: Non-inertial dynamics

The linear stochastic differential equations (72) and (73) can be easily solved by using the Green functions method [40], whose details are described in Appendix B. The Green function, $G(\mathbf{k}, \omega)$, is essentially the inverse, in Fourier space, of the differential dynamical operator. For the Vicsek model, we have from (72),

$$G(\mathbf{k}, \omega) = \frac{1}{i\eta\omega + Jn_c a^2 k^2} \quad (79)$$

Once the Green function is known, the correlation function (78) is given by,

$$C(\mathbf{k}, t) = \frac{2\eta T a^3}{2\pi} \int d\omega e^{i\omega t} G(\mathbf{k}, \omega) G(-\mathbf{k}, -\omega) \quad (80)$$

The frequency integral is performed by Cauchy's residue method, which consists in evaluating the integrand at its simple poles in the complex ω plane. For this reason the frequencies at which the Green function has a pole

acquire particular importance; these frequencies are defined by the so-called *dispersion relation*, which in this case of non-inertial dynamics reads,

$$i\eta\omega + Jn_c a^2 k^2 = 0. \quad (81)$$

and the frequency ω is purely imaginary with a quadratic (i.e. diffusive) dispersion law,

$$\omega = i \frac{Jn_c a^2}{\eta} k^2 \quad (82)$$

The integral in (80) can be easily performed, giving the dynamical correlation function of the Vicsek case,

$$C^{\text{VIC}}(k, t) = C_0(k) e^{-\frac{Jn_c a^2}{\eta} k^2 t}. \quad (83)$$

where the static correlation function is given by,

$$C_0(k) = \frac{2Ta}{Jn_c k^2}. \quad (84)$$

In the non-inertial Vicsek model the correlation function (83) is therefore a pure exponential, with relaxation time given by,

$$\tau_d^{\text{VIC}}(k) = \frac{\eta}{Jn_c a^2 k^2} \quad (85)$$

which is the same result that we obtained with naive dimensional analysis, equation (8).

D. Theory: Inertial dynamics

The dynamics of the inertial spin model is given by equation (73), which gives the Green function,

$$G(\mathbf{k}, \omega) = \frac{1}{-\chi\omega^2 + i\eta\omega + Jn_c a^2 k^2} \quad (86)$$

with dispersion law,

$$-\chi\omega^2 + i\eta\omega + Jn_c a^2 k^2 = 0 \quad (87)$$

This equation has two complex solutions,

$$\omega = i \frac{\eta}{2\chi} \pm \frac{1}{2\chi} \sqrt{4\chi Jn_c a^2 k^2 - \eta^2}. \quad (88)$$

The first thing to notice is that in the $k \rightarrow 0$ limit we recover exactly the same dispersion law as in the non-inertial theory. Indeed, in this limit (that is in the hydrodynamic limit) we obtain two purely imaginary frequencies, the smallest of which is,

$$\omega(k) \sim i \frac{Jn_c a^2}{\eta} k^2, \quad k \rightarrow 0 \quad (89)$$

equal to equation (82). This fact is further confirmation that the inertial spin model gives in the hydrodynamic limit $k \rightarrow 0$ the same results as the Vicsek model [12].

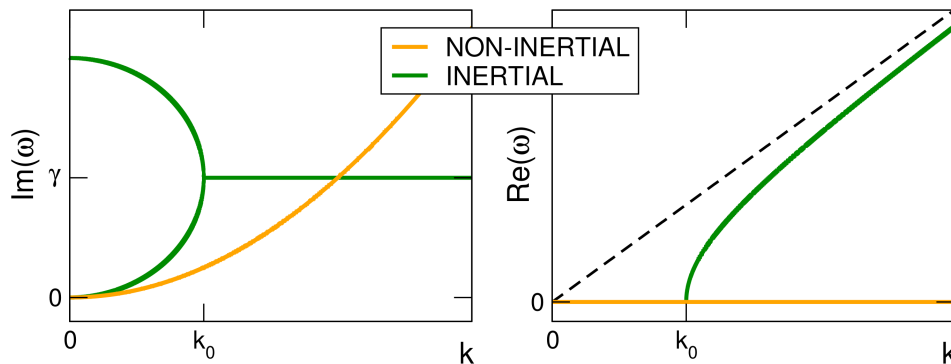


FIG. 5. **Dispersion relation.** Imaginary (left) and real (right) parts of the frequency in the two different models.

However, real experimental instances of collective behaviour (including real flocks) are often out of reach of the hydrodynamic limit, and this is why the differences between Vicsek and ISM for finite k (that is for finite L) are relevant.

For generic k the dispersion relation can be simplified by introducing the reduced friction coefficient, γ , and the second sound speed, c_s , previously defined in (10), and the threshold momentum, k_0 , defined in (52),

$$\omega = i\gamma \pm c_s k \sqrt{1 - k_0^2/k^2} \quad (90)$$

From this form we see that for $k > k_0$ there is propaga-

tion (nonzero real part of the frequency), while for $k < k_0$ the frequency is purely imaginary and the dynamics is overdamped, as in the Vicsek case. In the deeply underdamped regime, $k \gg k_0$, we have $\omega = i\gamma \pm c_s k$: in this limit each mode k propagates linearly with the same speed, c_s , and damping γ . The two different dispersion relations, (82) and (90) are depicted in Fig.5.

By plugging the inertial Green function (86) into (80) and performing the residue integral in the complex ω plane, we obtain the spatio-temporal correlation function in the inertial case,

$$C^{\text{ISM}}(k, t) = C_0(k) e^{-\gamma t} \left[\frac{\gamma}{c_s k} \frac{1}{\sqrt{1 - k_0^2/k^2}} \sin \left(c_s k t \sqrt{1 - k_0^2/k^2} \right) + \cos \left(c_s k t \sqrt{1 - k_0^2/k^2} \right) \right], \quad (91)$$

where that the static correlation function, $C_0(k)$ is the same as in the non-inertial case, equation (84): as we already remarked several times, the static correlation function does not distinguish between different dynamics. Notice that in the deeply underdamped regime, $k \gg k_0$, the inertial correlation function takes the simpler form,

$$C^{\text{ISM}}(k, t) = C_0(k) e^{-\gamma t} \left[\frac{\gamma}{c_s k} \sin(c_s k t) + \cos(c_s k t) \right] \quad (92)$$

This spatio-temporal correlation is completely different from the non-inertial case: it is an oscillating function of time, characterized by two time scales,

$$\tau_1^{\text{ISM}} = 1/\gamma \quad , \quad \tau_2^{\text{ISM}}(k) = \frac{1}{c_s k} \quad (93)$$

Again, we recover the same time scales as in the naive dimensional analysis, equation (12). The expansion for short times of the normalized correlation function in the inertial case, equation (91), gives,

$$\hat{C}^{\text{ISM}}(k, t) \sim 1 - \frac{1}{2} (c_s k t)^2 \left(1 + \frac{k_0^2}{k^2} \right) \quad (94)$$

This result shows that for short times i) the correlation function decays quadratically, unlike the linear decay of the non-inertial case; ii) at leading order in k_0/k , the inertial correlation function depends on just *one* time scale, namely the period,

$$\hat{C}^{\text{ISM}}(k, t) \sim 1 - \frac{1}{2} [t/\tau_1^{\text{ISM}}(k)]^2 \quad (95)$$

which is the result we anticipated in (54) on which it is based the finite-size scaling analysis of the inertial case.

The present approximate scheme (fixed network, large polarization and continuous limit) provides a linear theory which is essentially a massless Gaussian field theory [27]. From equations (84), (85) and (93) we see the critical exponent are given by,

$$(\gamma/\nu)_{\text{gauss}} = 2 \quad , \quad z_{\text{gauss}}^{\text{VIC}} = 2 \quad , \quad z_{\text{gauss}}^{\text{ISM}} = 1 \quad (96)$$

As usual in critical phenomena, the Gaussian approximation gives the same critical exponents as naive dimensional analysis [27]. Yet we have seen in the previous Sections that exact numerical simulations give critical

exponents very close to the Gaussian ones. We estimate next the range of validity of this approximation.

E. The boundary of the approximate theory

In the context of the Gaussian spin-wave, fixed-network theory, we can work out an exact expression for the polarization. From equation (69) we have (in $d = 3$),

$$\Phi = 1 - \langle \varphi(\mathbf{x})^2 \rangle \quad (97)$$

The averaged of the phase squared is simply the static spatio-temporal correlation function evaluated at $\mathbf{r} = 0$,

$$\langle \varphi(\mathbf{x})^2 \rangle = C(\mathbf{r} = 0, t = 0) = \int^{1/a} d\mathbf{k} C_0(\mathbf{k}) \quad (98)$$

where the upper limit of integration keeps into account the discrete nature of the system. From equation (84), we obtain,

$$\Phi = 1 - \int^{1/a} d\mathbf{k} \frac{2Ta}{Jn_c k^2} = 1 - \frac{8\pi T}{Jn_c} \quad (99)$$

We tested this relation against exact numerical simulations. The results (which, being static, are identical for the Vicsek model and for the ISM) are shown in Fig.6.

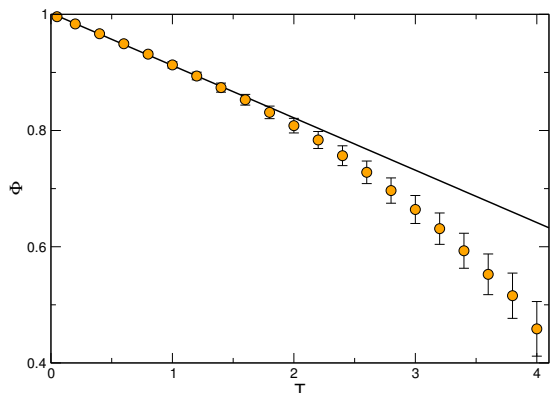


FIG. 6. **Polarization.** We report here the polarization in the topological Vicsek model in $d = 3$ as a function of the temperature (results for the ISM and for metric interaction are identical). The full line is the spin-wave prediction (99).

We remark that expression (99) is valid only within the approximate scheme adopted in this Section, namely: fixed network, large polarization (spin wave) and continuous limit. We have already seen that the critical exponents provided by this approximation agree with those of exact numerical simulations, which were run at $\Phi = 0.9$. One may wonder up to what values of polarizations this will happen. Fig.6 provides an answer: the spin-wave expansion (i.e. the Gaussian model) of the polarization is valid down to $\Phi \sim 0.7 - 0.8$. Below these values the nonlinear corrections become significant, so we expect to

find corrections also to the naive dimensional exponents. We notice that these values of the polarization are not outrageous: several biological groups display polarization larger than this value, which is therefore well within the range of the spin-wave expansion.

Finally, we stress that the validity of (99) implies that all the approximations used in this section are valid; on the contrary, the break down of (99) does not indicate which one of the approximations - fixed network, spin-wave, continuous limit - breaks down.

VI. CONCLUSIONS

We have discussed a method able to distinguish models of collective motion with different dynamical behaviour. The method uses spontaneous fluctuations rather than explicit signal propagation across the system, which is very convenient, especially at the experimental level. The key quantity of the method is the spatio-temporal correlation function in Fourier space, $C(k, t)$, which we have defined in (24) in practical terms, easy to implement numerically and experimentally. We remark that the use of space-time correlations to infer information on the dynamics - more precisely, to work out the dispersion law - is certainly not new. This is a standard tool in equilibrium statistical physics, and it has also been used in the very context of self-propelled particles models by Tu, Toner and Ulm [13], who made a numerical study of first-sound dispersion law in the Vicsek model. Our new contribution here has been to apply the method to inertial dynamics, which had never been made before, and to use it as a tool to distinguish non-inertial from inertial dynamics.

Our simulations indicate that the tool is very promising and that it may now be exported to experimental data on real biological systems. We have, however, to be careful. As we have seen, in the limit $k \rightarrow 0$ all models (inertial and non-inertial), give the same result, namely the static correlation. Hence, the method we have described is fruitful at non-zero values of the momentum k ; in other words, for the method to work properly we need experimental information on lengthscales *shorter* than the system's size L . How much shorter depends on the correlation length, ξ , as we have seen that the crucial scale for the analysis is $k_{\max} \sim 1/\xi$. If the system is strongly correlated, then ξ will be large so that the method will use information integrated over a large spatial scale, which is therefore likely to be accurate. If, on the other hand, the system is poorly correlated, then ξ is small, and the method integrates information on short spatial scales; this is a problem, because short scales are much more prone to experimental error (mainly, but not solely, due to segmentation errors in the image analysis [41]). In scale-free systems, which are likely to be all systems where a continuous symmetry is spontaneously broken, we expect $\xi \sim L$, hence the method should work well as long as we manage to gather data on systems

which are reasonably large. In generic, non-scale-free systems one should take care in determining the amount of static correlation before proceeding with the full fledged dynamical analysis.

One may ask whether the method is useful in generic biological data sets, for which we have no *a priori* reason to believe that either the Vicsek model, or the inertial spin model are correct. This is a very pertinent objection and we are afraid that our answer may perhaps sound reasonable only to statistical physicists. The two models we have analyzed here are probably the *simplest* collective motion models with non-inertial and inertial dynamics, respectively. This is clear by their mathematical structure: the differential spatial part is a Laplacian in both models, which is a very basic way to implement imitation, while the differential dynamical part is first order in the Vicsek model and it is second order in the ISM, which is the minimal way to have the emergence of linear phase waves uncoupled to density waves. Many other models, different from both Vicsek and the ISM, can be envisaged, of course. However, we believe that the core mathematical difference between inertial and non-inertial dynamics can hardly be represented by something radically different from the mechanism that we have described here.

Acknowledgements.

This work was supported by IIT-Seed Artswarm, European Research Council Starting Grant 257126, and US Air Force Office of Scientific Research Grant FA95501010250 (through the University of Maryland). We thank Lorenzo Del Castello and Leonardo Parisi for discussions.

Appendix A: Details of the numerical simulations

To simulate the Vicsek or ISM models means to integrate numerically the corresponding equations. In [12], this was done with an Euler method, but this has the disadvantage that it is not very stable when the friction is low (i.e. when the inertial effects dominate). Also, the constraint $v_i(t)^2 = v_0^2$ is not exactly enforced this way, because the exact equations enforce it by requiring that $d\mathbf{v}_i/dt$ be perpendicular to \mathbf{v}_i , but this is not sufficient when using finite time differences. For these reasons here we have resorted to an integration scheme used in Brownian Dynamics, which allows for exact implementation of the constraint via Lagrange multipliers and which in the underdamped ($\eta \rightarrow 0$) case reduces to the velocity Verlet integrator used in Molecular Dynamics, widely used due to its good energy conservation properties and computational affordability [42]. The only drawback is that the overdamped (Vicsek) case with $m = 0$ cannot be integrated this way. We thus have treated the Vicsek model

separately, with an Euler integrator, as in simulations of overdamped Brownian motion in liquids [43].

1. Integration of the ISM equations

We start from the second order equation for the velocity, which we rewrite as

$$\frac{d^2\mathbf{v}_i}{dt^2} = \frac{v_0^2}{\chi} [\mathbf{F}_i(\{\mathbf{r}_j, \mathbf{v}_j\}) + \mathbf{F}_{v,i} + \mathbf{f}_{c,i}], \quad (\text{A1})$$

where the first two terms on the r.h.s. include the social interaction, which is function of the positions and velocities of the particles, and the random and viscous forces,

$$\mathbf{F}_i = \frac{J}{v_0^2} \sum_j n_{ij} \mathbf{v}_j, \quad (\text{A2})$$

$$\mathbf{F}_{v,i} = -\frac{\eta}{v_0^2} \frac{d\mathbf{v}_i}{dt} + \frac{\boldsymbol{\zeta}_i}{v_0}, \quad (\text{A3})$$

and the term $\mathbf{f}_{c,i}$ is the constraint force, given by the rest of the terms of eq. (5), but which we compute differently in the discretized equations, so that the constraint is exactly enforced. To obtain the discretized equations we integrate eq. A1 assuming \mathbf{F}_i varies linearly in time in a small interval Δt [43, 44]. The term $\mathbf{f}_{c,i}$ is disregarded at first, and later reintroduced as explained below. Defining $\mathbf{a}_i = d\mathbf{v}_i/dt$, $\mathbf{b}_i = d\mathbf{a}_i/dt$, one arrives at

$$\mathbf{r}_i(t + \Delta t) = \mathbf{r}_i(t) + \Delta t \mathbf{v}_i, \quad (\text{A4a})$$

$$\mathbf{v}_i(t + \Delta t) = \mathbf{v}_i(t) + \Delta t c_1 \mathbf{a}_i(t) + (\Delta t)^2 c_2 \mathbf{b}_i(t) + (\Delta t)^2 c_2 \lambda_i(t) + \boldsymbol{\Xi}_v(t), \quad (\text{A4b})$$

$$\mathbf{a}_i(t + \Delta t) = c_0 \mathbf{a}_i(t) + (c_1 - c_2) \Delta t [\mathbf{b}_i(t) + \lambda_i \mathbf{v}_i(t)] + c_2 \Delta t [\mathbf{b}_i(t + \Delta t) + \mu_i \mathbf{v}_i(t + \Delta t)] + \boldsymbol{\Xi}_a(t), \quad (\text{A4c})$$

$$\mathbf{b}_i(t + \Delta t) = \frac{v_0^2}{\chi} \mathbf{F}_i(\{\mathbf{r}_j(t + \Delta t), \mathbf{v}_j(t + \Delta t)\}), \quad (\text{A4d})$$

where λ_i and μ_i are related to the constraint (see below) and the other constants result from the integration: c_0 , c_1 , and c_2 are

$$c_0 = e^{-\eta v_0^2 \Delta t / \chi}, \quad (\text{A5})$$

$$c_1 = \frac{\chi}{v_0^2 \eta \Delta t} (1 - c_0), \quad (\text{A6})$$

$$c_2 = \frac{\chi}{v_0^2 \eta \Delta t} (1 - c_1), \quad (\text{A7})$$

and $\boldsymbol{\Xi}_v$ and $\boldsymbol{\Xi}_a$ are random variables related to the random force. They are independent for each axis, and each pair of components is drawn from a bivariate Gaussian distribution with zero first moments and second moments

given by

$$\begin{aligned}\langle \Xi_v^2 \rangle &= \frac{Tv\chi}{v_0^2\eta} \left(2\frac{\eta v_0^2 \Delta t}{\chi} - 3 + 4e^{-\eta v_0^2 \Delta t/\chi} - e^{-2\eta v_0^2 \Delta t/\chi} \right), \\ \langle \Xi_a^2 \rangle &= \frac{Tv_0^2}{\chi} \left(1 - e^{-2\eta v_0^2 \Delta t/\chi} \right), \\ \langle \Xi_v \Xi_a \rangle &= \frac{T}{\eta} \left(1 - e^{-\eta v_0^2 \Delta t/\chi} \right).\end{aligned}\quad (\text{A8})$$

This scheme has the advantage that it reduces to the velocity Verlet integrator for Molecular Dynamics [43, 45] in the underdamped $\eta \rightarrow 0$ limit, which is known to stably reproduce the energy conservation property of Newton's equations (in our case applying to the conservation of the Hamiltonian in the case $\eta = 0$ for metric interactions on a fixed arbitrary lattice).

The constraint is enforced as in the RATTLE algorithm [46], only that since the constraints on each particle are independent, the Lagrange multipliers can be found analytically and there is no need of an iterative procedure. Imposing $v_i^2(t + \Delta t) = v_0^2$ and $\mathbf{v}_i(t + \Delta t) \cdot \mathbf{a}_i(t + \Delta t) = 0$ one obtains

$$\begin{aligned}\lambda_i &= \frac{w_+ - 1}{(\Delta t)^2 c_2}, \\ \mu_i &= -\frac{\mathbf{v}_i(t + \Delta t) \cdot \mathbf{a}'_i(t + \Delta t)}{c_2 v_0^2 \Delta t},\end{aligned}$$

where w_+ is the positive root of

$$\begin{aligned}v_0^2 w^2 + 2\mathbf{v}_i(t) \cdot \Delta \mathbf{v}_i w + \Delta v_i^2 &= v_0^2, \\ \Delta \mathbf{v}_i &= c_1 \Delta t \mathbf{a}_i(t) + c_2 (\Delta t)^2 \mathbf{b}_i(t),\end{aligned}\quad (\text{A9})$$

and $\mathbf{a}'_i(t + \Delta t)$ is equal to $\mathbf{a}_i(t + \Delta t)$ as given by eq. (A4c) but without the term proportional to μ_i .

Each step is performed in two stages, as in the velocity Verlet scheme [43]: First the random variables are drawn, \mathbf{r}_i is updated, \mathbf{a}_i is partially updated using only the terms that depend on quantities evaluated at t ; the \mathbf{v}_i are updated, and the constraint terms computed and applied. Then the force at the new positions and velocities is computed, and finally the update of \mathbf{a}_i is completed.

2. Integration of the Vicsek equations

The Vicsek model (eqs. 1, 2) is the overdamped ($\chi/\eta^2 \rightarrow 0$) limit of the ISM, but although the above scheme works very well for $\eta \rightarrow 0$, it is not suitable for the overdamped case, which is equivalent to setting $\chi = 0$. We thus use a simple Euler integration [43], derived by integrating eq. 1 over Δt assuming $\mathbf{F}_i(\{\mathbf{r}_i, \mathbf{v}_i\})$ constant, and enforcing the constraint as before. Setting $\eta = 1$ (which amounts to a rescaling of time), this results in

$$\mathbf{r}_i(t + \Delta t) = \mathbf{r}_i(t) + \Delta t \mathbf{v}_i, \quad (\text{A10})$$

$$\mathbf{v}_i(t + \Delta t) = v_0^2 [\Delta t \mathbf{F}_i(t) + \Xi_{i,}] + w_i \mathbf{v}_i(t), \quad (\text{A11})$$

where w_i is the smallest solution of

$$\begin{aligned}v_0^2 w^2 + 2\mathbf{v}_i(t) \cdot \Delta \mathbf{v}_i w + \Delta v_i^2 &= v_0^2, \\ \Delta \mathbf{v}_i &= v_0^2 \Delta t \mathbf{F}_i(t) + \Xi_{i,},\end{aligned}\quad (\text{A12})$$

and Ξ are Gaussian random variables, independent for each axis, of zero mean and variance

$$\sigma_{\Xi}^2 = \frac{2T}{v_0^2} \Delta t. \quad (\text{A13})$$

3. Parameters and runs

We performed numerical simulations on both Vicsek and ISM models in $d = 3$ on a cube with periodic boundary conditions, for systems of different sizes: $N = 512, 724, 1024, 1448, 2048$. In all cases the density was fixed, $\rho = N/L^3 = 0.147$, corresponding to a mean interparticle distance, $a \sim 1$. For both models we choose the following parameters: temperature $T = 1$, friction $\eta = 1$, strength of the interaction $J = 1$. These parameters correspond to polarization $\Phi \sim 0.9$.

In the ISM model we fixed $\chi = 5$, so that $\gamma = \eta/2\chi = 0.1$, $c_s = \sqrt{Jn_c a^2/\chi} = 1.79$ and $k_0 = \gamma/c_s = 0.056$. This choice of the parameters guarantees that the ISM simulations are in the underdamped regime, because $k_0 = 0.056 \ll 1/L$ for all the analyzed systems: $2\pi/L \in [0.26 : 0.41]$, where the lower bound corresponds to the biggest system ($N = 2048, L = 24$) and the upper bound to the smallest system ($N = 512, L = 15$). In terms of the dispersion relation depicted in Fig.5, we can say that in all our systems the physical momentum k is always much larger than the edge of overdamping, k_0 .

We run simulations with both topological and metric interaction. In the topological case the number of interacting neighbours is $n_c = 16$; in the metric case the interaction range is $r_c = 2.95$, such that, on average, each particle has $n_c \sim 16$ interacting neighbors and a fair comparison between topological and metric interaction is possible. We find no significant difference of the scaling laws and critical exponents between the two cases (shown in the figures are topological results).

Systems were initialized in order to have randomly distributed particles with all the velocities directed along the x -axis, $\mathbf{v} = v_0 (1, 0, 0)$ and $v_0 = 0.1$. Vicsek simulations have a total duration $t_{\text{tot}} = 6 \times 10^5$ time steps, while ISM simulation have a total duration $t_{\text{tot}} = 10^6$ time steps; in both cases we saved the particles position and velocity at intervals of 10^2 time steps, we analyzed 6 samples of the duration of 10^4 time steps for each simulation and we averaged the correlation functions on the different samples in order to reduce fluctuations.

Appendix B: Green functions method

To fix ideas we will describe the Green functions method [40] by using as an example the Vicsek model

in its continuous limit form,

$$\left(\eta \frac{\partial}{\partial t} - Jn_c a^2 \nabla^2\right) \varphi(\mathbf{x}, t) = \zeta(\mathbf{x}, t) \quad (\text{B1})$$

To solve this linear stochastic equation it is convenient to first find the solution of the following Green equation,

$$\left(\eta \frac{\partial}{\partial t} - Jn_c a^2 \nabla^2\right) G(\mathbf{x}, t) = \delta^{(3)}(\mathbf{x})\delta(t) \quad (\text{B2})$$

where $G(\mathbf{x}, t)$ is the Green equation (or dynamical propagator) associated to the original dynamical equation. Once we know the Green function, we can write the general solution of the original equation (up to a solution of the homogenous problem) as,

$$\varphi(\mathbf{x}, t) = \int d\mathbf{x}' dt' G(\mathbf{x} - \mathbf{x}', t - t') \zeta(\mathbf{x}', t') \quad (\text{B3})$$

It is convenient at this point to switch to a Fourier representation in terms of momentum \mathbf{k} and frequency ω ,

$$G(\mathbf{x}, t) = \frac{1}{(2\pi)^4} \int d\mathbf{k} d\omega e^{i(\mathbf{k}\cdot\mathbf{x} - \omega t)} G(\mathbf{k}, \omega) \quad (\text{B4a})$$

$$\varphi(\mathbf{x}, t) = \frac{1}{(2\pi)^4} \int d\mathbf{k} d\omega e^{i(\mathbf{k}\cdot\mathbf{x} - \omega t)} \varphi(\mathbf{k}, \omega) \quad (\text{B4b})$$

so that the previous equations become polynomial,

$$(i\eta\omega + Jn_c a^2 k^2)G(\mathbf{k}, \omega) = 1 \quad (\text{B5})$$

In this way one obtains a simple algebraic expression for the dynamical Green function,

$$G(\mathbf{k}, \omega) = \frac{1}{i\eta\omega + Jn_c a^2 k^2} \quad (\text{B6})$$

Clearly, the Green function $G(\mathbf{k}, \omega)$ contains all the relevant information to infer the dispersion relation, and thus the full dynamical equation ruling the system. The most direct way to access $G(\mathbf{k}, \omega)$ is to compute the correlation of the field $\varphi(\mathbf{k}, \omega)$: the solution of the dynamical equation in Fourier space is,

$$\varphi(\mathbf{k}, \omega) = G(\mathbf{k}, \omega) \zeta(\mathbf{k}, \omega) \quad (\text{B7})$$

so that if we now multiply two fields and average over the noise we get,

$$C(\mathbf{k}, \omega) \equiv \langle \varphi(\mathbf{k}, \omega) \varphi(-\mathbf{k}, -\omega) \rangle \quad (\text{B8})$$

$$= 2\eta T a^3 G(\mathbf{k}, \omega) G(-\mathbf{k}, -\omega) \quad (\text{B9})$$

By doing the Fourier integral in the frequency we finally obtain the spatio-temporal correlation function in Fourier space, $C(\mathbf{k}, t)$,

$$C(\mathbf{k}, t) = \frac{2\eta T a^3}{2\pi} \int d\omega e^{i\omega t} G(\mathbf{k}, \omega) G(-\mathbf{k}, -\omega) \quad (\text{B10})$$

This integral is solved in general by Cauchy residue method, so that the poles of the Green function acquire particular importance. It is for this reason that one needs to write the so-called *dispersion relation* associated to the original dynamical equation,

$$i\eta\omega + Jn_c a^2 k^2 = 0. \quad (\text{B11})$$

-
- [1] S. Camazine, N. R. Franks, J. Sneyd, E. Bonabeau, J.-L. Deneubourg, and G. Theraula, *Self-Organization in Biological Systems* (Princeton University Press, Princeton, NJ, USA, 2001) ISBN 0691012113
- [2] J. Krause and G. D. Ruxton, *Living in groups* (Oxford University Press, 2002)
- [3] D. J. Sumpter, *Collective animal behavior* (Princeton University Press, 2010)
- [4] J. Toner, Y. Tu, and S. Ramaswamy, *Annals of Physics* **318**, 170 (2005)
- [5] S. Ramaswamy, *Annu. Rev. Condens. Matter Phys.* **1**, 323 (2010)
- [6] T. Vicsek and A. Zafeiris, *Physics Reports* **517**, 71 (2012)
- [7] M. Marchetti, J. Joanny, S. Ramaswamy, T. Liverpool, J. Prost, M. Rao, and R. A. Simha, *Reviews of Modern Physics* **85**, 1143 (2013)
- [8] H. Chaté, F. Ginelli, G. Grégoire, F. Peruani, and F. Raynaud, *The European Physical Journal B* **64**, 451 (2008)
- [9] A. Attanasi, A. Cavagna, L. Del Castello, I. Giardina, T. S. Grigera, A. Jelić, S. Melillo, L. Parisi, O. Pohl, E. Shen, *et al.*, *Nature physics* **10**, 691 (2014)
- [10] T. Vicsek, A. Czirók, E. Ben-Jacob, I. Cohen, and O. Shochet, *Phys Rev Lett* **75**, 1226 (Aug 1995)
- [11] G. Grégoire and H. Chaté, *Phys Rev Lett* **92**, 025702 (Jan 2004)
- [12] A. Cavagna, L. Del Castello, I. Giardina, T. Grigera, A. Jelic, S. Melillo, T. Mora, L. Parisi, E. Silvestri, M. Viale, *et al.*, *Journal of Statistical Physics* **158**, 601 (2015)
- [13] Y. Tu, J. Toner, and M. Ulm, *Phys. Rev. Lett.* **80**, 4819 (May 1998)
- [14] A. Cavagna, I. Giardina, T. S. Grigera, A. Jelic, D. Levine, S. Ramaswamy, and M. Viale, *Physical review letters* **114**, 218101 (2015)
- [15] G. Grégoire, H. Chaté, and Y. Tu, *Physica D: Nonlinear Phenomena* **181**, 157 (2003)
- [16] H. Chaté, F. Ginelli, G. Grégoire, and F. Raynaud, *Phys Rev E Stat Nonlin Soft Matter Phys* **77**, 046113 (Mar 2008)

- [17] R. Zwanzig, *Nonequilibrium statistical mechanics* (Oxford University Press, USA, 2001)
- [18] M. Ballerini, N. Cabibbo, R. Candelier, A. Cavagna, E. Cisbani, I. Giardina, V. Lecomte, A. Orlandi, G. Parisi, A. Procaccini, *et al.*, Proceedings of the national academy of sciences **105**, 1232 (2008)
- [19] B. Bollobás, *Modern graph theory*, Vol. 184 (Springer Science & Business Media, 2013)
- [20] P. C. Hohenberg and B. I. Halperin, Reviews of Modern Physics **49**, 435 (1977)
- [21] L. Van Hove, Physical Review **95**, 249 (1954)
- [22] J.-P. Hansen and I. R. McDonald, *Theory of simple liquids* (Elsevier, 1990)
- [23] J. Toner and Y. Tu, Physical review E **58**, 4828 (1998)
- [24] A. Cavagna, A. Cimorelli, I. Giardina, G. Parisi, R. Santagati, F. Stefanini, and M. Viale, Proc Natl Acad Sci USA **107**, 11865 (Jun 2010)
- [25] A. Attanasi, A. Cavagna, L. Del Castello, I. Giardina, S. Melillo, L. Parisi, O. Pohl, B. Rossaro, E. Shen, E. Silvestri, *et al.*, Physical review letters **113**, 238102 (2014)
- [26] A. Attanasi, A. Cavagna, L. Del Castello, I. Giardina, S. Melillo, L. Parisi, O. Pohl, B. Rossaro, E. Shen, E. Silvestri, *et al.*, PLoS Comput Biol **10**, e1003697 (2014)
- [27] J. J. Binney, N. Dowrick, A. Fisher, and M. Newman, *The theory of critical phenomena: an introduction to the renormalization group* (Oxford University Press, Inc., 1992)
- [28] G. Baglietto and E. V. Albano, Physical Review E **78**, 021125 (2008)
- [29] J. Goldstone, Il Nuovo Cimento (1955-1965) **19**, 154 (1961)
- [30] A. Z. Patashinskii and V. L. Pokrovskii, *Fluctuation Theory of Phase Transitions* (Pergamon Press, 1979)
- [31] L. H. Ryder, *Quantum field theory* (Cambridge university press, 1996)
- [32] V. Privman, Finite Size Scaling and Numerical Simulation of Statistical Systems **1** (1990)
- [33] R. Lukeman, Y.-X. Li, and L. Edelstein-Keshet, Proceedings of the National Academy of Sciences **107**, 12576 (2010)
- [34] J. Gautrais, F. Ginelli, R. Fournier, S. Blanco, M. Soria, H. Chaté, and G. Theraulaz, PLoS Comput Biol **8**, e1002678 (2012)
- [35] B. I. Halperin and P. C. Hohenberg, Phys. Rev. Lett. **19**, 700 (Sep 1967), <http://link.aps.org/doi/10.1103/PhysRevLett.19.700>
- [36] B. I. Halperin and P. C. Hohenberg, Phys. Rev. **177**, 952 (Jan 1969), <http://link.aps.org/doi/10.1103/PhysRev.177.952>
- [37] T. Mora, A. M. Walczak, L. Del Castello, F. Ginelli, S. Melillo, L. Parisi, M. Viale, A. Cavagna, and I. Giardina, arXiv preprint arXiv:1511.01958(2015)
- [38] J. Toner and Y. Tu, Phys Rev Lett **75**, 4326 (Dec 1995)
- [39] F. Dyson, Physical review **102**, 1217 (1956)
- [40] C. Lanczos, *Linear differential operators*, Vol. 393 (SIAM, 1961)
- [41] A. Cavagna, C. Creato, L. Del Castello, I. Giardina, S. Melillo, L. Parisi, and M. Viale, The European Physical Journal Special Topics **224**, 3211 (2015), ISSN 1951-6401
- [42] D. C. Rapaport, *The art of molecular dynamics simulation*, 2nd ed. (Cambridge University Press, 2004)
- [43] M. P. Allen and D. J. Tildesley, *Computer Simulation of Liquids* (Clarendon Press, Oxford, 1987)
- [44] M. Allen, Molecular Physics **40**, 1073 (Aug. 1980), ISSN 0026-8976, 1362-3028
- [45] W. C. Swope, H. C. Andersen, P. H. Berens, and K. R. Wilson, The Journal of Chemical Physics **76**, 637 (Jan. 1982), ISSN 0021-9606, 1089-7690
- [46] H. C. Andersen, Journal of Computational Physics **52**, 24 (Oct. 1983), ISSN 0021-9991