

Collective transport of charges in charge density wave systems based on traveling soliton lattices

A. Rojo-Bravo,¹ V.L.R. Jacques,¹ and D. Le Bolloc'h¹

¹*Laboratoire de Physique des Solides, Université Paris-Sud, CNRS, UMR 8502, F-91405 Orsay, France*

Solitons are peculiar excitations that appear in a wide range of nonlinear systems such as in fluids or optics. We show here for the first time that the collective transport of charges observed in charge density wave (CDW) systems can be explained by using a similar theory based on a traveling soliton lattice. Coherent x-ray diffraction experiment performed in the sliding state of a CDW material reveals peculiar diffraction patterns in good agreement with this assumption. Therefore, the collective transport of charges in CDW systems may be due to a nonlinear interaction leading to a self-localized excitation, carrying charges without deformation through the sample, on top of the CDW ground state. This single theory explains why charges remain spatially correlated over very long distances and reconciles the main features of sliding CDW systems, either observed by transport measurements or diffraction.

A soliton can take the form of a localized solitary wave which propagates in a medium while keeping a constant shape through nonlinear interactions. Once created, this localized wave, with particle-like properties, propagates without dispersion and with a remarkably large lifetime. Solitons are present in many systems such as fluids[1], or optical fibers[2] but also in more unexpected fields like traffic jams[3] or blood pressure[4]. Their involvement in electronic crystals is invoked in only few systems, like Josephson junctions[5] and conducting polymers [6], manifesting itself in different forms.

CDW systems are another type of electronic crystals made of spatially correlated electrons. CDW can coexist with spin density wave like in chromium[7, 8] or compete with superconductivity like in cuprates[9]. Although the static CDW state is now well understood, the dynamical one is still debated. Indeed, the most spectacular property of a CDW system is its ability to carry correlated charges when submitting the sample to an external electric field. Above a threshold field E_{th} , a non-ohmic resistivity is observed, including voltage oscillations with a fundamental frequency f_0 proportional to the applied field, as well as several harmonics in the frequency spectrum[10]. Up to 23 harmonics have been observed in NbSe₃[11]. This evidence of collective transport through CDW systems has received considerable interest for more than 35 years. However, the understanding of the type of charge carriers and their propagation mode remains incomplete.

Many theoretical approaches have been proposed to describe this phenomenon. The simplest one is based on translation invariance of the incommensurate CDW[12]: the whole sinusoidal density of condensed charges *slides* over the atomic lattice with a constant velocity. Although appealing, this explanation remains probably approximate since the CDW is described as an almost sinusoidal modulation from diffraction experiments[13] while transport measurements reveal a strong anharmonic signal[11]. A more realistic description of CDW

dynamics assumes a slowly varying phase $\phi(x)$ of the CDW interacting weakly with impurities[14]. On the contrary, theories considering strong electron-phonon coupling neglect the role of impurities and treat CDW dynamics as only due to phonons[15]. The most accepted theory, developed by Ong and Maki[16] and Gor'kov [17–19], deals with the CDW-metal junction at electrical contacts. The conversion of normal electrons from the metallic electrode into condensed charges in the CDW is made possible by climbing CDW dislocations at the interface. These so-called *phase slippage* and current conversion phenomena are in agreement with local resistivity measurements close to contacts[20].

This conversion phenomenon is also accompanied by a static and an elastic deformation of the CDW. Without external field, the CDW, $\rho = \rho_0 \cos(2k_F x + \phi(x, t))$, is homogeneous along the sample and pinned at both ends at the metal/CDW junctions. In the sliding state however, the CDW is compressed at one electrode and stretched at the other as revealed by diffraction experiments[21, 22]. The corresponding time-averaged phase follows a quadratic behavior: $\left\langle \frac{\partial^2 \phi}{\partial x^2} \right\rangle_t = cst$ [23].

The impressive number of studies focusing on sliding CDW deserves, however, a few comments. While many studies have been devoted to the conversion process close to electrodes, the charge carriers propagation through macroscopic samples remains a subject that has been little studied to date. A pure quantum tunneling through the sample was mentioned[24] and phase slippage mixed with quantum tunneling have also been considered at low temperature[25]. However, current oscillations are clearly observed in very long samples, up to several centimeters for NbSe₃ and a pure quantum tunneling over such large distances is probably unlikely. Note also that, in the phase slippage theories[16], impurities play a minor role, hidden in the tunneling coefficient. The authors justify this absence by the increase of CDW correlation lengths ξ_l in the sliding regime. Nevertheless, recent diffraction experiments show that ξ_l is always shorter in

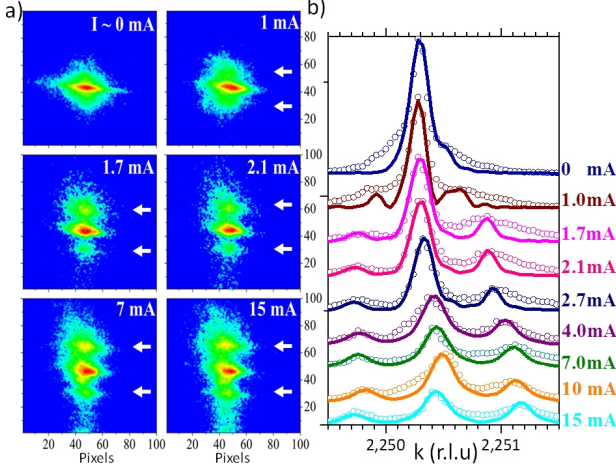


FIG. 1: Coherent diffraction patterns of the $2k_F$ satellite reflection associated to the CDW versus applied currents. (a) The $Q = (1, q_{2k_F}, 0.5)$ with $q_{2k_F} \approx 0.748 b^*$ satellite reflection in the blue bronze $K_{0.3}MoO_3$ for several external currents ($T = 70$ K). The 2D patterns corresponds to a sum over several θ angles through the maximum of intensity. The b^* chain axis is vertical and the additional satellites are indicated by white arrows. The scale is in pixels (logarithmic color scale from blue for lowest intensity to red for highest intensity). (b) Corresponding profiles along b^* after summation along the perpendicular axis (opened circles) and fits using the soliton lattice model (continuous lines). A convolution with a Lorentzian shape has been used to take into account the finite Q -resolution as well as the projection along the chain axis b^* , the integration over several θ angles and temporal fluctuations during data acquisition.

the sliding state than in the pristine one[26], suggesting on the contrary that defects may still play a role in the sliding state.

Several ascertainments can also be done with respect to diffraction experiments. First, CDW systems can stabilize CDW dislocations, i.e. abrupt phase shifts of the CDW modulation, first observed by coherent x-ray diffraction[27]. Second, those CDW dislocations are mobile in the sliding regime, as proved by the disappearance of speckles[26], suggesting that moving phase shifts can play a role in charge transport.

The starting point of this study is the reinterpretation of experimental data we have obtained in the archetype $K_{0.3}MoO_3$ blue bronze system under applied currents[28]. The most spectacular point of this experiment is the appearance of two secondary satellites located on both sides of the $2k_F$ satellite reflections associated to the CDW (see Fig.1). The corresponding spatial frequencies leading to micron-size distances have been observed thanks to coherence properties of the x-ray beam[29]. In [30], we used a phenomenological static model to account for this observation. We develop here a fundamentally different model, based on the existence of a dynamics 2π -solitons lattice, able to account for not only this coherent diffrac-

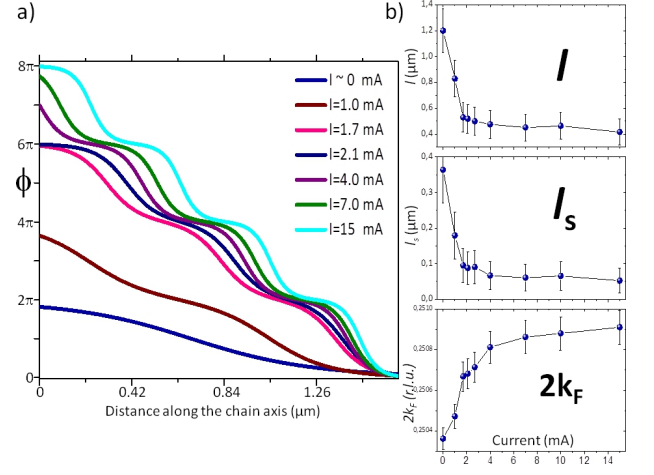


FIG. 2: (a) Profile of the CDW phase $\phi(x)$ obtained from the fits of Fig.1b versus the distance along the chain axis for different external currents. (b) Distance l between solitons, soliton size l_s and $2k_F$ versus currents.

tion experiment but also for the all features of a sliding CDW discussed in the introduction, either observed by transport measurements or diffraction.

An interaction that couples impurity potential and the phase ϕ of the CDW is considered as in [31]. The corresponding phase-dependent Hamiltonian leads to the following equation of motion:

$$\frac{\partial^2 \phi}{\partial t^2} - c_\phi^2 \frac{\partial^2 \phi}{\partial x^2} + \eta \frac{\partial \phi}{\partial t} + \omega_0^2 \sin(\phi) = F \quad (1)$$

where $F = \frac{2c_\phi^2 e E}{\hbar v_F}$ is proportional to the applied force, $c_\phi = \sqrt{m/m^*} v_F$ is the phason's velocity and ω_0 the pinning frequency. We also add an effective damping term $\eta \frac{\partial \phi}{\partial t}$ to mainly take into account the coupling between CDW and phonons. Contrary to [31], the $\sin(\phi)$ term is not linearized allowing abrupt phase variations. The usual non-perturbed sine-Gordon equation (for which $F=\eta=0$) is known to admit soliton solutions. However, soliton excitations are quite robust and survive the inclusion of a reasonable external force and dissipation keeping their topological properties although the soliton shape is slightly modified[32].

Let's now solve Eq.1 considering that the phase $\phi(x, t)$ contains two terms: a slowly varying phase $\phi_0(x)$ and a dynamical part $\phi_1(x, t)$ where ϕ_1 varies much more rapidly than the static one ($\langle |d^2 \phi_1/dx^2| \rangle_t \gg \langle |d^2 \phi_0/dx^2| \rangle_t$). The static part $\phi_0(x)$ can be calculated by averaging Eq.1 in time :

$$\left\langle \frac{\partial^2 \phi_0(x)}{\partial x^2} \right\rangle_t = \left(\frac{\eta \pi}{e} j - F \right) / c_\phi^2, \quad (2)$$

where the excess of current in the sliding mode $j = \frac{e}{\pi} \frac{\partial \phi}{\partial t} = \frac{e}{\pi} v_S$ is constant far from electrodes as observed by several transport measurements[33–37]. This leads to

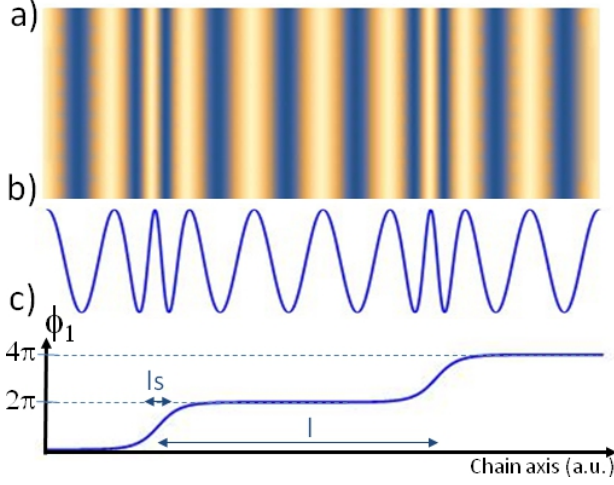


FIG. 3: Sketch of the static soliton lattice in real space. (a) CDW in the presence of a soliton lattice with $l/l_S = 20$. The lighter wave fronts correspond to an excess of electrons with (b) the corresponding electronic density profile. (c) The corresponding phase ϕ_1 . The movie of the moving soliton lattice can be seen in the Supplementary Information.

a quadratic variation of the phase $\phi_0(x)$ in perfect agreement with diffraction experiments[21, 22]. The complete Eq.1 now reads:

$$\frac{\partial^2 \phi_1}{\partial t^2} - c_\phi^2 \frac{\partial^2 \phi_1}{\partial x^2} + \omega_0^2 \sin(\phi_1) = F + c_\phi^2 \frac{\partial^2 \phi_0}{\partial x^2} - \eta \frac{\partial \phi_1}{\partial t}. \quad (3)$$

The dynamical part $\phi_1(x, t)$ obeys the sine-Gordon equation and is submitted to an effective force including the friction. Considering the periodic nucleation of CDW dislocations at the electrode[25], we obtain a train of solitons plus a negligible quantity δ [32]:

$$\phi_1(x, t) = \delta + \sum_{n=-\infty}^{\infty} 4 \arctan \left(\exp \left(\frac{x - v_S t - l n}{l_S \gamma(v)} \right) \right), \quad (4)$$

where l is the distance between successive solitons and $l_S = c_\phi/\omega_0$ their extension. Overlapping effects between solitons are neglected ($l/l_S > 2$).

The soliton lattice model presented here leads to a singular diffraction patterns in good agreement with the experiment, especially for larger currents when the soliton lattice is well formed (see Fig.1). Two additional satellites reflections appear on both sides of the main $2k_F$ peak located at $\delta q = \pm 2\pi/l$. Since Eq. 4 is not an even function, the two satellites at δq do not have the same intensity in agreement with the experiment. The soliton extension l_S mainly affects the intensity ratio between the central peak and the two satellites. Note that the central peak is not necessarily located at $2k_F$ but may be shifted with respect to l/l_S [38]. Note also that the soliton model used here is global in the sense that one soliton can not be considered individually without considering the complete soliton lattice. The three main fitting parameters

(l , l_S and $2k_F$) are extremely sensitive to each other and the solution space is particularly narrow. This is a good guaranty of the unicity of the solution.

The traveling soliton lattice correctly accounts for the diffraction patterns (see Fig. 1a). The corresponding phase $\phi(x)$ and the behavior of l , l_S and $2k_F$ versus external current are shown in Fig.2. The distance between solitons l reaches the micron size for small currents, decreases for $I < 2I_S$ and reaches a stationary value above $2I_S$ where I_S is the threshold current. The soliton extension l_S follows a similar behavior versus current. The distance l between solitons is always greater than the soliton extension l_S ($l/l_S > 3$) which justifies the assumption of non-interacting solitons.

In this non-linear framework, the existence of a finite threshold field E_{th} (for which $\frac{\partial^2 \phi_1}{\partial t^2} = \frac{\partial \phi_1}{\partial t} = 0$ in Eq.1) is obvious, in agreement with the experiment. For $E/E_{th} \gg 1$, the soliton reaches a stationary sliding velocity [32],

$$v_S = \frac{\pi e \tau^* v_F k_F}{2\omega_0 m^*} \sqrt{\frac{m}{m^*}} E, \quad (5)$$

proportional to the applied field E , in agreement with the experiment (v_F is the Fermi velocity and m^* the effective mass). In this framework, a quantitative sliding velocity v_s can be given. Since the observed l saturates for large enough fields (see Fig. 2b) and the fundamental frequency ranged from $f_0 = 1$ Mhz to 100 Mhz[39], $v_S = f_0 l$ ranges from $v_S = 0.5$ m/s to 50 m/s.

Remarkably, the most impressive feature of a sliding CDW is the presence of many harmonics in the frequency spectrum as observed by transport measurements[11]. This signature is easily explained by the non-harmonic shape of the soliton when $l_S \ll l$ (see Fig. 2). Note that, in the opposite case, when $l_S \sim l$, the electronic density is close to a harmonic modulation and the sliding process is more similar to a global CDW translation as in the Fröhlich approach[12].

In this semiclassical description, charges are carried by phase shifts of the CDW modulation (see Fig.3) which can travel through macroscopic samples without deformation on top of the CDW ground state. The traveling 2π soliton lattice which is superimposed to a slowly-varying static phase reconciles seemingly contradictory results: on one hand, it explains results obtained by diffraction including the macroscopic elastic deformation along the sample and the singular coherent diffraction patterns in Fig. 1. On the other hand, this single theory also explains the main features observed in transport measurements such as the existence of a threshold field, the presence of correlated charges despite the large distances involved in this phenomenon and finally the presence of several harmonics in the frequency spectrum. The model presented here highlights a new type of charge transport based on traveling CDWs phase shifts and

opens new perspectives in controlling correlated charges over macroscopic distances.

-
- [1] T. Dauxois and M. Peyrard. *Physics of Solitons*. Cambridge University Press, 2006.
 - [2] Hermann A. Haus and William S. Wong. Solitons in optical communications. *Rev. Mod. Phys.*, 68:423–444, Apr 1996.
 - [3] Takashi Nagatani. The physics of traffic jams. *Reports on Progress in Physics*, 65(9):1331, 2002.
 - [4] Sigeo Yomosa. Solitary Waves in Large Blood Vessels. *Journal of the Physical Society of Japan*, 56(2):506–520, 1987.
 - [5] P.S. Lomdahl. Solitons in josephson junctions: An overview. *Journal of Statistical Physics*, 39(5-6):551–561, 1985.
 - [6] A. J. Heeger, S. Kivelson, J. R. Schrieffer, and W. P. Su. Solitons in conducting polymers. *Rev. Mod. Phys.*, 60:781–850, Jul 1988.
 - [7] Eric Fawcett. Spin-density-wave antiferromagnetism in chromium. *Reviews of Modern Physics*, 60(1):209–283, January 1988.
 - [8] V. L. R. Jacques, E. Pinsolle, S. Ravy, G. Abramovici, and D. Le Bolloc’h. Charge- and spin-density waves observed through their spatial fluctuations by coherent and simultaneous x-ray diffraction. *Phys. Rev. B*, 89:245127, Jun 2014.
 - [9] G. Ghiringhelli, M Le Tacon, M Minola, S Blanco-Canosa, C. Mazzoli, N. B. Brookes, G M De Luca, A. Frano, D. G. Hawthorn, F. He, T Loew, M M Sala, D C Peets, M Salluzzo, E Schierle, R. Sutarto, G. A. Sawatzky, E Weschke, B Keimer, and L. Braicovich. Long-Range Incommensurate Charge Fluctuations in (Y,Nd)Ba₂Cu₃O_{6+x}. *Science*, 337(6096):821–825, August 2012.
 - [10] R.M. Fleming and C.C. Grimes. Sliding-Mode Conductivity in NbSe₃: Observation of a Threshold Electric Field and Conduction Noise. *Physical Review Letters*, 42(21):1423–1426, May 1979.
 - [11] R. E. Thorne, W. G. Lyons, J. W. Lyding, J. R. Tucker, and John Bardeen. Charge-density-wave transport in quasi-one-dimensional conductors. I. Current oscillations. *Physical Review B*, 35(12):6348–6359, April 1987.
 - [12] H Frohlich. On the Theory of Superconductivity: The One-Dimensional Case. *Proceedings of the Royal Society A: Mathematical, Physical and Engineering Sciences*, 223(1154):296–305, May 1954.
 - [13] Diffraction experiments display satellite reflections located close to $2k_F$. Only very weak second harmonic peaks at $4k_F$ can be observed in most CDW systems like NbSe₃, K_{0.3}MoO₃ or TbTe₃ showing that the CDW modulation is mostly sinusoidal.
 - [14] Hidetoshi Fukuyama and Patrick A Lee. Dynamics of the charge-density wave. I. Impurity pinning in a single chain. *Phys. Rev. B*, 17(2):535–541, January 1978.
 - [15] Serge Aubry and Pascal Quémenerais. Low-Dimensional Electronic Properties of Molybdenum Bronzes and Oxides. pages 295–405. Springer Netherlands, Dordrecht, 1989.
 - [16] N. P. Ong and Kazumi Maki. Generation of charge-density-wave conduction noise by moving phase vortices. *Physical Review B*, 32(10):6582–6590, November 1985.
 - [17] Lev P. Gor’kov. Boundary conditions and generation of periodic noise by a space-charge wave. *Soviet Journal of Experimental and Theoretical Physics Letters*, 38(2):87, 1983.
 - [18] Lev P. Gor’kov. Generation of oscillations by a running charge density wave. *Soviet Journal of Experimental and Theoretical Physics*, 59(18):1818–1830, May 1984.
 - [19] I Batistić, A Bjeliš, and Lev P. Gor’kov. Generation of the coherent pulses by the CDW-motion. Solutions of the microscopic model equations. *Journal de Physique*, 45(6):1049–1059, 1984.
 - [20] M. P. Maher, T. L. Adelman, D. A. DiCarlo, J. P. McCarten, and R. E. Thorne. Charge-density-wave phase slip and contact effects in NbSe₃. *Physical Review B*, 52(19):13850–13864, November 1995.
 - [21] D. DiCarlo, E. Sweetland, M. Sutton, J. D. Brock, and R. E. Thorne. Field-induced charge-density-wave deformations and phase slip in NbSe₃. *Physical Review Letters*, 70(6):845–848, February 1993.
 - [22] H Requardt, F Ya Nad, P. Monceau, R Currat, J E Lorenzo, Serguei Brazovskii, N. Kirova, G Grübel, and Ch Vettier. Direct Observation of Charge Density Wave Current Conversion by Spatially Resolved Synchrotron X-Ray Studies in NbSe₃. *Physical Review Letters*, 80(25):5631, 1998.
 - [23] D Feinberg and J Friedel. Elastic and plastic deformations of charge density waves. *Journal de Physique*, 49(3):485–496, 1988.
 - [24] John Bardeen. Theory of Non-Ohmic Conduction from Charge-Density Waves in NbSe₃. *Physical Review Letters*, 42:1498–1500, May 1979.
 - [25] Kazumi Maki. Quantum phase slip in charge and spin density waves. *Physics Letters A*, 202(4):313–316, 1995.
 - [26] E Pinsolle, N. Kirova, V L R Jacques, A A Sinchenko, and D Le Bolloch. Creep, Flow, and Phase Slippage Regimes: An Extensive View of the Sliding Charge-Density Wave Revealed by Coherent X-ray Diffraction. *Physical Review Letters*, 109(25):256402, December 2012.
 - [27] D. Le Bolloc’h, S. Ravy, J. Dumas, J. Marcus, F. Livet, C. Detlefs, F. Yakhov, and L. Paolasini. Charge Density Wave Dislocation as Revealed by Coherent X-Ray Diffraction. *Physical Review Letters*, 95(11), September 2005.
 - [28] D. Le Bolloc’h, V. L. R. Jacques, N. Kirova, J. Dumas, S. Ravy, J. Marcus, and F. Livet. Observation of Correlations Up To the Micrometer Scale in Sliding Charge-Density Waves. *Physical Review Letters*, 100(9), March 2008.
 - [29] V. L. R. Jacques, S. Ravy, D. Le Bolloc’h, E. Pinsolle, M. Sauvage-Simkin, and F. Livet. Bulk Dislocation Core Dissociation Probed by Coherent X Rays in Silicon. *Physical Review Letters*, 106(6), February 2011.
 - [30] V. L. R. Jacques, D Le Bolloc’h, S Ravy, J Dumas, C. V. Colin, and C. Mazzoli. Evolution of a large-periodicity soliton lattice in a current-driven electronic crystal. *Physical Review B*, 85(3):035113, January 2012.
 - [31] Hidetoshi Fukuyama and Hajime Takayama. Electronic Properties of Inorganic Quasi-One-Dimensional Compounds: Part I — Theoretical. pages 41–104. Springer Netherlands, Dordrecht, 1985.
 - [32] M Fogel, S Trullinger, A Bishop, and J Krumhansl. Dy-

- namics of sine-Gordon solitons in the presence of perturbations. *Phys. Rev. B*, 15(3):1578–1592, February 1977.
- [33] M P Maher, S Ramakrishna, D A Di Carlo, T L Adelman, V Ambegaokar, J D Brock, and R. E. Thorne. Charge-density-wave phase slip in NbSe₃. *Le Journal de Physique IV*, 03(C2):C2–171–C2–174, July 1993.
 - [34] J C Gill. Charge-density wave phase-slip in niobium triselenide : dislocations and the growth of an electronic crystal. *Le Journal de Physique IV*, 03(C2):C2–165–C2–170, July 1993.
 - [35] T Adelman, M de Lind van Wijngaarden, S Zaitsev-Zotov, D DiCarlo, and Robert E Thorne. Phase slip and the spatiotemporal response of charge-density waves in NbSe₃. *Physical Review B*, 52(8):R5483–R5486, August 1995.
 - [36] M E Itkis, B M Emerling, and J W Brill. Electrooptical imaging of charge-density wave phase gradients: polarity and temperature dependence of phase slip. *Synthetic Metals*, 86(1):1959–1960, 1997.
 - [37] S G Lemay, M C deLindvanWijngaarden, T L Adelman, and R.E. Thorne. Spatial distribution of charge-density-wave phase slip in NbSe₃. *Physical Review B*, 57(20):12781, 1998.
 - [38] This is a significant difference with the empirical static model used in [30] where the main peak position could not be shifted without changing the $2k_F$ wave vector.
 - [39] Pierre Monceau. Electronic crystals: an experimental overview. *Advances in Physics*, 61(4):325–581, August 2012.