

Robust change-point detection in panel data

Alexander Dürre^{a,*}, Roland Fried^a

^a*Fakultät Statistik, Technische Universität Dortmund, 44221 Dortmund, Germany*

Abstract

In panel data we observe a usually high number N of individuals over a time period T . Even if T is large one often assumes stability of the model over time. We propose a nonparametric and robust test for a change in location and derive its asymptotic distribution under short range dependence and for $N, T \rightarrow \infty$. Some simulations show its usefulness under heavy tailed distributions.

Keywords: panel data, change-point test, M-estimation

2010 MSC: 62G35, 62G20, 62M10

1. Introduction

There is an increasing amount of literature on panel data taking structural breaks into account, see for example Im et al. (2005), Bai and Carrion-I-Silvestre (2009), Karavias and Tzavalis (2012) and Baltagi et al. (2013). Often the work of Joseph and Wolfson (1992) is regarded as starting point of change point detection in panel data. Therein two different change point models are introduced, namely the common change point model, where the time of change $\theta_i \in \{1, \dots, T\}$ is identical for every individual $i = 1, \dots, N$, and the random change point model, where θ_i is independent and identically distributed following an unknown distribution P_θ . Recent work mostly considers the first approach. Joseph and Wolfson (1992), De Wachter and Tzavalis (2005), De Wachter and Tzavalis (2012) and Baltagi et al. (2017) consider homogeneous panels, where either the dependence structure or the noise distribution is the same for all individuals, whereas Bai (2010) and Kim (2011) look also at heterogeneous ones.

Surprisingly little attention has been paid to robust change-point procedures. To the best of our knowledge, the only exception is the article of Joseph and Wolfson (1992) where a robust variation of their original test procedure, a kind of Mann-Whitney-Wilcoxon test, is proposed. The lack of robust methods is in contrast to change point detection in one-dimensional (see for example Csörgö and Horváth, 1987; Hušková, 1996; Dehling et al., 2015a) or multi-dimensional time series (see Koziol, 1978; Quessy et al., 2013; Vogel and Fried, 2015). In these settings robust procedures are not only more reliable in case of some corrupted observations, but they also turn out to be more powerful under heavy tailed distributions (see Dehling et al., 2012, 2015b). In this article we propose a robust test for the fundamental problem of a common change point in location. As opposed to Joseph and Wolfson (1992) our test can cope with heterogeneous panels and short range dependence. Like Bai (2010), Horváth and Hušková (2012) and Jirak et al. (2015) we consider the case where both the time dimension T and the cross-sectional dimension N tend to infinity. In contrast to them, by choosing a bounded ψ -function, moment assumptions are not required. Our test is based on M estimation and can be seen as a generalization of the test proposed in Horváth and Hušková (2012).

This paper is structured as follows: in the next section we define the test statistic and explain

*corresponding author: alexander.duerre@udo.edu, +49-231-755-4288

how to choose the required tuning parameters. We present theoretical properties and conditions in Section 3. Section 4 contains a small simulation study showing the usefulness of the procedure and its finite sample performance. All proofs are deferred to an appendix.

2. Testing procedure

Let $(X_{i,t})_{i \in \{1, \dots, N\}, t \in \{1, \dots, T\}}$ denote a panel where N is the number of individuals, which are observed at T equidistant time points. We assume the simple structure

$$X_{i,t} = \eta_i + \delta_i I_{t > t_0} + \epsilon_{i,t}, \quad i = 1, \dots, N, \quad t = 1, \dots, T,$$

implying that the outcome only depends on an individual location η_i , an individual level-shift δ_i at a common time point t_0 and a random error $\epsilon_{i,t}$. In this setting we test the null hypothesis of a stationary panel

$$H_0 : \delta_1, \dots, \delta_N = 0$$

against the alternative of a structural break at an unknown time point t_0 :

$$H_1 : \exists i \in \{1, \dots, N\} \text{ such that } \delta_i \neq 0.$$

The individual error processes $(\epsilon_{i,t})_{t=1, \dots, T}$, $i = 1, \dots, N$ are supposed to be stationary and independent of each other. They are allowed to have different distributions and to be short range dependent. For technical assumptions on $(\epsilon_{i,t})_{i \in \{1, \dots, N\}, t \in \{1, \dots, T\}}$ see Section 3. To avoid identification problems we set $\text{median}(\epsilon_{i,1}) = 0$, $i = 1, \dots, N$.

In the following paragraph we develop the proposed test procedure. If one is only interested in detecting a change in one individual i it is quite common to look at its CUSUM statistic

$$Z_T^{(i)}(x) = \frac{1}{\sqrt{T}\nu_i} \left(\sum_{t=1}^{\lfloor Tx \rfloor} X_{i,t} - \frac{\lfloor Tx \rfloor}{T} \sum_{t=1}^T X_{i,t} \right), \quad x \in [0, 1], \quad (1)$$

which basically compares the mean value of the first part with that of the second for every split point. A large absolute difference for any split point indicates a structural change. If there is serial dependence the CUSUM statistic (1) depends on the so called long run variance

$$\nu_i^2 = \text{Var}(X_{i,1}) + 2 \sum_{h=1}^{\infty} \text{Cov}(X_{i,1}, X_{i,1+h}).$$

Since (1) is a linear statistic it is sensitive regarding unusually small or large values. To bound the influence of outliers one can transform the observations with a so called Ψ -function

$$Y_{i,t} = \Psi_i \left(\frac{X_{i,t} - \mu_i}{\sigma_i} \right), \quad i = 1, \dots, N, \quad t = 1, \dots, T$$

with $\Psi_i : \mathbb{R} \rightarrow \mathbb{R}$, $\mu_i \in \mathbb{R}$, $\sigma_i > 0$, $i = 1, \dots, N$. Two examples and their impact on a short time series are shown in Figure 1. In change-point analysis monotone Ψ -functions are preferred (Hušková and Marušiaková, 2012) since redescending ones not only limit the influence of unusual values, which can be a result of a large level shift, but also can shrink them to 0 as we can see in Figure 1 on the right.

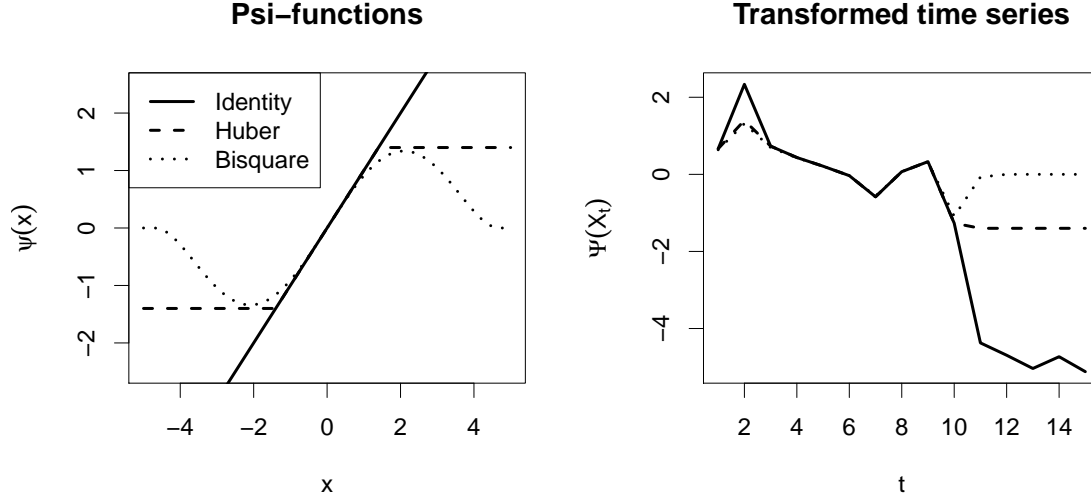


Figure 1: Ψ -functions (left) and corresponding transformed time series (right) with a level shift at $t = 11$.

Usually the parameters μ_i , $i = 1, \dots, N$ describe the central location and σ_i , $i = 1, \dots, N$ the scale. Their aim is to standardize the data such that outliers are treated independently of the scale and location of the underlying distribution. Regarding the change-point problem they can also be seen as tuning parameters, since the resulting test is valid under some restrictions we will state in Section 3 irrespective of their particular choice. But of course some choices are more suitable than others. If σ_i is too large, outliers are hardly downweighted, and if it is too small, a lot of information is lost, see Figure 2. An inappropriate value of μ_i can heavily skew formerly symmetric data and even destroy the data completely, if μ_i is far away from the observed data, see Figure 2 on the right. We will show in Section 3 that under some regularity conditions we can choose μ_i and σ_i , $i = 1, \dots, N$ data adaptively. We recommend to use highly robust and computationally fast estimators for location respectively scale, like the median and the median absolute deviation (MAD).

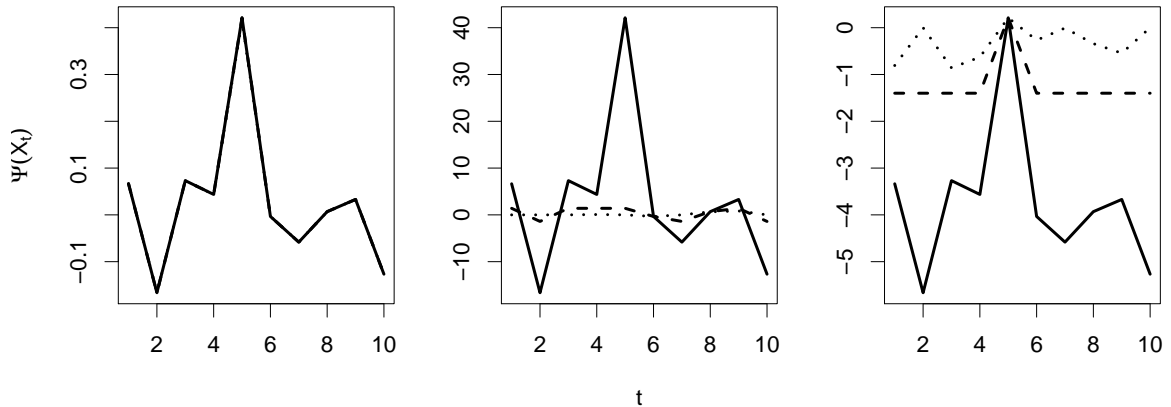


Figure 2: Transformed time series using the identity (solid), Huber (dashed) and bisquare (dotted) Ψ -function with $\mu = 0$, $\sigma = 10$ (left), $\mu = 0$, $\sigma = 0.1$ (middle) and $\mu = 4$, $\sigma = 1$ (right).

The CUSUM statistic of the transformed panel is then defined as

$$S_T^{(i)}(x) = \frac{1}{\sqrt{T}v_i} \left(\sum_{t=1}^{\lfloor Tx \rfloor} Y_{i,t} - \frac{\lfloor Tx \rfloor}{T} \sum_{t=1}^T Y_{i,t} \right), \quad x \in [0, 1]$$

with

$$v_i^2 = \text{Var}(Y_{i,1}) + 2 \sum_{h=1}^{\infty} \text{Cov}(Y_{i,1}, Y_{i,1+h}).$$

In the one dimensional case $N = 1$, setting $\sigma_1 = 1$ and choosing μ_1 as the M-estimator corresponding to the chosen Ψ -function this statistic was proposed by Hušková and Marušiaková (2012) for change point detection.

Assuming independence between the individuals the related multivariate Wald-type test for finite N equals

$$\sum_{i=1}^N \left(S_T^{(i)}(x) \right)^2, \quad x \in [0, 1], \quad (2)$$

which converges for $T \rightarrow \infty$ under some regularity conditions to the sum of independent squared Brownian bridges. If additionally $N \rightarrow \infty$ one has to normalize (2):

$$W_{N,T}(x) = \frac{1}{\sqrt{N}} \sum_{i=1}^N \left(\left(S_T^{(i)}(x) \right)^2 - \frac{\lfloor xT \rfloor (T - \lfloor xT \rfloor)}{T^2} \right), \quad x \in [0, 1].$$

Note that $\frac{\lfloor xT \rfloor (T - \lfloor xT \rfloor)}{T^2}$ nearly equals the variance of a Brownian bridge and therefore approximates the mean of $S_T^{(i)}(x)$ for large T . Setting $\Psi_i(x) = x$, $i = 1, \dots, N$, μ_i cancels out, σ_i is absorbed into v_i and one arrives at the non-robust panel-cusum-statistic which was originally proposed by Bai (2010) and investigated theoretically by Horváth and Hušková (2012). If T tends faster to infinity than N (the accurate rates can be found in Section 3) and under some regularity conditions $W_{N,T}(x)$ converges weakly to a Gaussian process $\Gamma(x)$ defined by

$$\mathbb{E}(\Gamma(x)) = 0 \quad \text{and} \quad \text{Cov}(\Gamma(x), \Gamma(y)) = x^2(1 - y^2), \quad 0 \leq x \leq y \leq 1.$$

It is shown in Horváth and Hušková (2012) that such a process can be simulated based on a standard Brownian motion $(B(t))_{0 \leq t < \infty}$ using the following relationship:

$$\{\Gamma(x), \quad 0 \leq x \leq 1\} \stackrel{D}{=} \left\{ \sqrt{2}(1-x)^2 B\left(\frac{x^2}{1-x^2}\right), \quad 0 \leq x \leq 1 \right\}.$$

One rejects the null hypothesis of a stationary panel if

$$\sup_{0 < x < 1} |W_{N,T}(x)| \quad (3)$$

exceeds a certain quantile of $\sup_{0 < x < 1} |\Gamma(x)|$. A small selection of critical values can be found in Table 1.

α	0.9	0.95	0.975	0.99	0.995
q_α	0.899	0.990	1.072	1.173	1.245

Table 1: Quantiles of $\sup_{0 < x < 1} |\Gamma(x)|$.

The proposed test statistic (3) has the largest power if the change occurs in the middle of the sample. If one needs a high power near the margins, one can look at other functionals of $W_{N,T}(x)$, for example $\int_0^1 |W_{N,T}(x)| dx$.

In practice v_i , $i = 1, \dots, N$, is unknown and has to be estimated. We propose to use a kernel estimator. Denote by

$$\hat{\gamma}_i(h) = \frac{1}{T} \sum_{t=1}^{N-h} (Y_{i,t} - \bar{Y}_i) (Y_{i,t+h} - \bar{Y}_i)$$

with $\bar{Y}_i = \frac{1}{T} \sum_{t=1}^T Y_{i,t}$ the empirical autocovariance of $(Y_{i,t})_{t=1,\dots,T}$ of lag h , $h = 1, \dots, T-1$. Let furthermore $k : \mathbb{R} \rightarrow [-1, 1]$ be a kernel function and b_T a bandwidth, then

$$\hat{v}_i = \hat{\gamma}_{i,0} + 2 \sum_{h=0}^{b_T} \hat{\gamma}_i(h) k\left(\frac{h}{b_T}\right) \quad (4)$$

represents the related kernel estimator for v_i . Theoretical conditions on k and b_T can be found in the next section. Simulations in Section 4 indicate that the flat top kernel $k = k_F$

$$k_F(x) = \begin{cases} 1 & |x| \leq 0.5 \\ 2 - 2|x| & 0.5 < |x| \leq 1 \\ 0 & |x| > 1 \end{cases} \quad (5)$$

with $b_T = T^{0.4}$ works well if the serial dependence is not very large.

3. Theoretical results

In this section we give theoretical justification of the testing procedure and compile all conditions which are necessary for the asymptotical results. We start by defining the type of short range dependence we impose on the error processes $(\epsilon_{i,t})_{t=1,\dots,T}$, $i = 1, \dots, N$. We assume that they are near epoch dependent in probability (P-NED) on an absolutely regular process.

Definition 1. *i) Let $A, B \subset F$ be two σ -fields on the probability space (Ω, F, P) . Then the regularity coefficient of A and B is defined as*

$$\beta(A, B) = \mathbb{E} \left(\sup_{M \in A} |P(M|B) - P(M)| \right).$$

ii) For a stationary process $(Z_t)_{t \in \mathbb{Z}}$, the absolute regularity coefficients are given by

$$\beta_k = \sup_{n \in \mathbb{N}} \beta(F_1^n, F_{n+k}^\infty),$$

where $F_n^k = \sigma(Z_n, \dots, Z_k)$ denotes the σ -field generated by Z_n, \dots, Z_k . A process is called absolutely regular, if $\beta_k \rightarrow 0$.

iii) The process $(X_t)_{t \in \mathbb{N}}$ is P-NED on the absolutely regular process $(Z_t)_{t \in \mathbb{Z}}$, if there is a sequence of approximating constants $(a_k)_{k \in \mathbb{N}}$ fulfilling $a_k \rightarrow 0$ for $k \rightarrow \infty$, a sequence of functions $f_k : \mathbb{R}^k \rightarrow \mathbb{R}$ for $k \in \mathbb{N}$ and a decreasing function $\Phi : (0, \infty) \rightarrow (0, \infty)$ such that

$$P(|X_0 - f_k(Z_{-k}, \dots, Z_k)| > \epsilon) \leq a_k \Phi(\epsilon) \quad (6)$$

Remark 1. • Looking at functionals of processes is quite natural, in fact ARMA and GARCH models are defined as functionals of iid sequences. Part iii) demands that the influence of observations of the underlying process $(Z_t)_{t \in \mathbb{Z}}$, corresponding to time points far away from the observed X_t , is small and even vanishes, if the time difference between them tends to infinity.

- The underlying process $(Z_t)_{t \in \mathbb{Z}}$ is sometimes assumed to be iid, see for example Hörmann (2008) and Aue et al. (2009), and though this class would yet be quite general, this assumption is in our case more restrictive than necessary. A main component of our proofs are moment inequalities, which work fine for absolutely regular processes (Philipp, 1986).
- The concept of near epoch dependence has a long history. It was introduced in Ibragimov (1962) where the difference between the approximating functional $f_k(Z_{-k}, \dots, Z_k)$ and X_0 was measured by the L_2 norm, which requires existing second moments of $(X_t)_{t \in \mathbb{N}}$. With applications under heavy tailed distributions and robustness in mind this is somehow restrictive, which was the reason Bierens (1981) proposed substituting the so called L_0 for the L_2 norm. We use here the variation presented by Dehling et al. (2012) which adds the error function Φ .
- Let Ψ be Lipschitz continuous with Lipschitz constant L , then it is easy to see that with $(X_t)_{t \in \mathbb{N}}$ also $(\Psi(X_t))_{t \in \mathbb{N}}$ is P -NED on the same underlying process $(Z_t)_{t \in \mathbb{Z}}$ with approximating functionals $\tilde{f}_k = \Psi \circ f_k$ and constants $(a_k)_{k \in \mathbb{Z}}$. For the error function corresponding to $(\Psi(X_t))_{t \in \mathbb{N}}$ we have $\tilde{\Phi}(x) = \Phi(x/L)$. Furthermore, if Ψ is bounded by a constant c : $\tilde{\Phi}(|2c + \epsilon|) = 0$, $\epsilon > 0$.

Before stating our first result, we compile some assumptions on the errors $(\epsilon_{i,t})_{i=1, \dots, N, t=1, \dots, T}$, which we need repeatedly.

Assumption 1. Let $(\epsilon_{i,t})_{t=1, \dots, T}$ be stationary processes, which are P -NED on absolutely regular processes $(Z_{i,t})_{t \in \mathbb{Z}}$ with approximating constants $(a_{k,i})_{k \in \mathbb{N}}$, regularity coefficients $(\beta_{k,i})_{k \in \mathbb{N}}$ and error functions Φ_i for $i = 1, \dots, N$, which fulfil

1) $(\epsilon_{1,t})_{t=1, \dots, T}, \dots, (\epsilon_{N,t})_{t=1, \dots, T}$ are independent processes,

2) **either** a):

- i) there exists c_1 such that $\sup_{i \in \mathbb{N}} |Y_{i,1}| < c_1$ a.s.,
- ii) there exist $c_2 > 0$ and $b > 8$ such that $\sup_{i \in \mathbb{N}} a_{k,i}, \beta_{k,i} \leq c_2(1+k)^{-b}$,
- iii) there exists $\Phi : \mathbb{R}_+ \rightarrow \mathbb{R}_+$ with $\sup_{i \in \mathbb{N}} \Phi_i(x) \leq \Phi(x) \forall x > 0$ such that $\int_0^1 \Phi(x) dx < \infty$,

or b):

- i) there exist $c_1 > 0$ and $a \geq 8$ such that $\sup_{i \in \mathbb{N}} \mathbb{E}(|Y_{i,1}|^a) < c_1$,
- ii) there exist $c_2 > 0$, $b > 8$ such that for $\sup_{i \in \mathbb{N}} a_{k,i} \leq c_2(1+k)^{-\frac{b-a}{a-7}}$ and $\sup_{i \in \mathbb{N}} \beta_{k,i} \leq c_2(1+k)^{-\frac{b-a}{a-8}}$,
- iii) there exists $\Phi : \mathbb{R}_+ \rightarrow \mathbb{R}_+$ with $\sup_{i \in \mathbb{N}} \Phi_i(x) \leq \Phi(x) \forall x > 0$ such that $\int_1^\infty x^{a-1} \Phi(x) dx < \infty$ and $\int_0^1 x^{\frac{a}{a-7}-1} \Phi(x) dx < \infty$.

Remark 2. • Assumption 1) is very strong but essential in the proof. Deriving asymptotics under dependence between panels is for this test statistic if at all only possible under very restrictive assumptions. For example Horváth and Hušková (2012) add dependence through common time effects, which need to shrink with increasing N . Another possibility could be to impose a spatial dependence structure like in Jirak et al. (2015).

- Assumption 2) differentiates depending on whether the transformed random variables $Y_{i,t}$ are bounded or not. The former is the standard case for a robust procedure, since it requires bounded Ψ -functions. The later contains the non-robust test with $\Psi_i(x) = x, i = 1, \dots, N$.
- If one uses finitely many bounded Ψ -functions assumption 2) a) i) is always fulfilled regardless of the underlying distribution. This is a major advantage of the robust method over the non-robust one which depends on finite moments of order 8, see also Horváth and Hušková (2012).
- If $|\Psi_i(\epsilon_{i,1})|$ is not bounded one needs at least finite eighth moments of the transformed time series. If higher moment exists, one can weaken the dependence condition 2) b) ii). Assumption 2) b) iii) is quite technical and implies some finite moments of the error of the P-NED approximation. Using the P-NED concept is quite artificial in this case. Nevertheless we will prove the results also under these assumptions since it generalizes the results of Horváth and Hušková (2012) to non-linear processes.
- Assumption 2 a)/b) ii) define that the dependence needs to decay uniformly. A similar condition can also be found in Horváth and Hušková (2012).

In the following theorem we derive the asymptotic behaviour of $W_{N,T}(x)$ if v_i is known and σ_i, μ_i are fixed for $i = 1, \dots, N$. Let for this purpose $\xrightarrow{D[0,1]}$ denote weak convergence in the Skorokhod space $D[0,1]$.

Theorem 1. *Let $(\epsilon_{i,t})_{i=1,\dots,N, t=1,\dots,T}$ fulfil Assumption 1 and furthermore*

- i) $N, T \rightarrow \infty$ with $N/T \rightarrow 0$*
- ii) the Ψ -functions are Lipschitz continuous with constants L_i which are bounded from above by L ,*
- iii) there exists δ such that $\inf_{i \in \mathbb{N}} v_i \geq \delta$,*
- iv) there exists σ_0 such that $\inf_{i \in \mathbb{N}} \sigma_i \geq \sigma_0$,*

then

$$(W_N, T(x))_{x \in [0,1]} \xrightarrow{D[0,1]} (\Gamma(x))_{x \in [0,1]}.$$

Remark 3. • *The special case $\Psi_i(x) = x$ is treated by Horváth and Hušková (2012). Note that the functions $(\Psi_i)_{i \in \mathbb{N}}$ do not interfere with the limiting distribution as long as they do not cut existing moments or lead to imploding variances.*

- Condition i) permits N to grow somewhat faster than T . Intuitively one might think that a large N always improves the asymptotics, but one needs to remember that the standardization by $\frac{|xT|(T-|xT|)}{T^2}$ and v_i is only an approximation for large T . If N grows too fast these small errors sum up to something which is not negligible. In Horváth and Hušková (2012) only $N/T^2 \rightarrow 0$ is required and it is not clear why we need this somewhat stronger assumption here, which is by the way only necessary for to verify tightness. A possible reason is our more flexible dependence structure of the errors. However, since the following Theorems also require $N/T \rightarrow 0$, we do not judge this more restrictive condition as a real drawback.
- Assumption ii) implies some regularity conditions for the Ψ -functions. Similar conditions can be found in one dimensional change point detection, see Hušková and Marušáková (2012). For usual ψ functions this is no restriction.

- Condition iii) states that the variability within one individual should not tend to 0 and this condition can also be found in Horváth and Hušková (2012). Though one has to mention that the condition is here formulated based on the transformed time series. Inappropriate choices of μ_i and σ_i can shrink all values to a constant, see Figure 2, and so cause the assumption to be violated, though the original time series was permissible.

To actually apply the testing procedure, one has to find estimators for v_i , $i = 1, \dots, N$. As usual the asymptotics depend on the smoothness of the kernel k in 0. We need the following assumptions on the kernel.

Assumption 2. Let $k : \mathbb{R} \rightarrow [-1, 1]$ be a kernel function with

- i) $k(0) = 1$,
- ii) $k(-x) = x, x \geq 0$,
- iii) $k(x) = 0, |x| \geq 1$
- iv) $k(x) \leq R, \forall x \in \mathbb{R}$,
- v) the first $m - 1 > 0$ derivatives of k in 0 are 0,
- vi) $\exists \epsilon, M > 0$ such that $|k^{(m)}(x)| \leq M, |x| \leq \epsilon$, where $k^{(m)}$ denotes the m -th derivative of k .

Remark 4. • While conditions i) and ii) are very conventional, see for example section 9.3.2. in Anderson (1971), requirements iii) and iv) are more particular, though fulfilled for most kernels.

- The number m characterizes the smoothness of the kernel in 0 which determines the bias of the kernel estimator, see also chapter 9.3.2 of Anderson (1971). The popular Daniell, Blackman-Tukey, Hanning, Hamming and Parzen kernels fulfil condition v) with $m = 2$, the flat top kernel (5) even for arbitrary $m \in \mathbb{N}$. Since the Bartlett-Kernel is not differentiable in 0, it is not covered by the assumptions.
- Condition vi) is fulfilled for all above mentioned kernels except the Bartlett kernel. Both assumption v) and vi) are additional requirements, not necessary in the usual one- or multidimensional time series context. We need them here to ensure uniform convergence over all individuals.

The next theorem deals with the case where the theoretical long run variances v_i are replaced by their kernel estimations (4).

Theorem 2. Let $Y_{i,t} = \Psi_i \left(\frac{X_{i,t} - \mu_i}{\sigma_i} \right)$ and denote

$$\tilde{S}_T^{(i)}(x) = \frac{1}{\sqrt{T}\hat{v}_i} \left(\sum_{t=1}^{\lfloor Tx \rfloor} Y_{i,t} - \frac{\lfloor Tx \rfloor}{T} \sum_{t=1}^T Y_{i,t} \right), \quad x \in [0, 1],$$

the CUSUM-statistic with estimated long run variance using (4) and

$$\tilde{W}_{N,T}(x) = \frac{1}{\sqrt{N}} \sum_{i=1}^N \left(\left(\tilde{S}_T^{(i)}(x) \right)^2 - \frac{\lfloor xT \rfloor (T - \lfloor xT \rfloor)}{T^2} \right), \quad x \in [0, 1].$$

the related panel-CUSUM-statistic. Let additionally to the Assumptions of Theorem 1

$$Nb_T/T \rightarrow 0 \text{ and } N/b_T^{2s} \rightarrow 0 \text{ where } s = \begin{cases} \min(m, b-1) & m \neq b-1 \\ m-1 & m = b-1 \end{cases}, \quad (7)$$

then

$$\sup_{x \in [0,1]} |\tilde{W}_{N,T}(x) - W_{N,T}(x)| \rightarrow 0.$$

Remark 5. • The assumption $Nb_T/T \rightarrow 0$ seems to be stronger than necessary. In the same situation Horváth and Hušková (2012) only require $Nb_T^2/T^2 \rightarrow 0$. The reason seems to be a difference in the proofs. While at one point Horváth and Hušková (2012) consider the L_2 norm, we choose the L_1 norm to make the proof somewhat more feasible. Remember that we allow for a little more complicated dependence structure.

- As usual for kernel estimators the rate of b_T should neither be too fast (large variance) nor too slow (large bias). This is reflected in (7). Furthermore, we see that from the theoretical point of view the flat-top kernel is preferable. In this case the bias condition $N/b_T^{2s} \rightarrow 0$ only depends on the strength of the serial dependence.

Now we want to prove that the tuning parameters μ_i and σ_i , $i = 1 \dots, N$ can be chosen data-adaptively. Let therefore $\mu(\cdot)$ denote a univariate location measure, which implies $\mu(F^*) = a + \mu(F)$ for $a, b \in \mathbb{R}$ and any one-dimensional distribution F where F^* is the distribution of $a + bX$ with $X \sim F$. Examples are the mean $\mu_{mean}(F) = \mathbb{E}(X)$ and the more robust median $\mu_{med}(F) = \text{median}(X)$. For a univariate scale measure $\sigma(\cdot)$ we demand $\sigma(F^*) = |a|\sigma(F)$. Maybe the most popular representative is the standard deviation $\sigma_{SD}(F) = \sqrt{\mathbb{E}(X - \mathbb{E}(X))^2}$, which is of course not robust. A more appropriate choice here is the median absolute deviation $\sigma_{MAD}(F) = c_F \cdot \text{median}(|X - \text{median}(X)|)$, where often $c_F = 1.4826$ so that $\sigma_{SD}(F) = \sigma_{MAD}(F)$ if F is a normal distribution.

The related estimators $\hat{\mu}$ are usually the measure $\mu(\cdot)$ applied to the empirical distribution of the sample (X_1, \dots, X_T) . Though there are sometimes differences. The standard deviation is for example often defined as $\sqrt{\frac{1}{T-1} \sum_{i=1}^T (X_i - \frac{1}{T} \sum_{i=1}^T X_i)^2}$ instead of $\sqrt{\frac{1}{T} \sum_{i=1}^T (X_i - \frac{1}{T} \sum_{i=1}^T X_i)^2}$. From now on we define the standardization parameters μ_i and σ_i as

$$\mu_i = \mu(F_i) \text{ and } \sigma_i = \sigma(F_i), \quad i = 1, \dots, N,$$

where F_i is the marginal distribution of $X_{1,t}$ for some location measure $\mu(\cdot)$ and scale measure $\sigma(\cdot)$. The next Theorem gives conditions under which it is asymptotically negligible whether one knows these theoretical values or estimates them, as long as the estimators converge fast enough.

Theorem 3. Denote by

$$\check{S}_T^{(i)}(x) = \frac{1}{\sqrt{T}\check{v}_i} \left(\sum_{t=1}^{\lfloor Tx \rfloor} \Psi_i \left(\frac{X_{i,t} - \hat{\mu}_i}{\hat{\sigma}_i} \right) - \frac{\lfloor Tx \rfloor}{T} \sum_{t=1}^T \Psi_i \left(\frac{X_{i,t} - \hat{\mu}_i}{\hat{\sigma}_i} \right) \right), \quad x \in [0, 1]$$

the CUSUM-statistic with estimated location and scale parameter, \check{v}_i the long run variance estimation based on $\hat{\mu}_i$ and $\hat{\sigma}_i$ and

$$\check{W}_{N,T}(x) = \frac{1}{\sqrt{N}} \sum_{i=1}^N \left(\left(\check{S}_T^{(i)}(x) \right)^2 - \frac{\lfloor xT \rfloor (T - \lfloor xT \rfloor)}{T^2} \right), \quad x \in [0, 1].$$

the related panel-CUSUM-statistic. Let additionally to the Assumptions of Theorem 4 hold that

- Ψ_i is $m + 1$ times continuously differentiable with derivatives $\Psi_i^{(1)}, \dots, \Psi_i^{(m+1)}$ and there exists c such that $\sup_{i \in \mathbb{N}} |\Psi_i^{(k)}(x)x^k|_\infty < c$, for $k = 1, \dots, m$,

ii) there exist $d, \epsilon, \delta > 0$ such that $\sup_{i \in \mathbb{N}} |\Psi_i^{(m+1)}(x(1+y) + z)x^k|_\infty \leq d \forall |y| \leq \epsilon, |z| \leq \delta, k \leq m+1$,

iii) there exists $c_1, c_2, \alpha, \beta > 0$ such that for all $T \in \mathbb{N}$:

$$\sup_{i \in \mathbb{N}} P(|\hat{\mu}_i - \mu_i| > c_1 T^{-\beta}) \leq c_2 T^{-\alpha} \quad \text{and} \quad \sup_{i \in \mathbb{N}} P(|\hat{\sigma}_i - \sigma_i| > c_1 T^{-\beta}) \leq c_2 T^{-\alpha},$$

iv) $N/T^{2\beta} \rightarrow 0, N/T^\alpha \rightarrow 0$ and $N/T^{2\beta(m+1)-1} \rightarrow 0$,

then

$$\sup_{x \in [0,1]} |\check{W}_{N,T}(x) - W_{N,T}(x)| \rightarrow 0.$$

Remark 6. • Assumption i) is often not fulfilled for standard Ψ -functions. The Huber Ψ -function is for example only continuous but in two points not differentiable. This assumption may be relaxed to the case where the function is differentiable in all but a finite number of points at least as the error distribution is continuous. This would be fulfilled for all common Ψ -functions. Nevertheless the current condition is not a restriction in practice, since one can always find $m+1$ -times differentiable modifications which hardly differ from the original Ψ -function.

The existence of the upper bounds c and d are also no substantial restriction, since Ψ -functions are usually constant for large values (and so its derivatives are 0).

- Assumption iii) is the main restriction of the theorem. We will show in the next Theorem that one can find such tail probability bounds for median and MAD. Note that the parameter α and β determine the rate of convergence as can be seen in Assumption iv).
- Additionally to the persisting conditions on the ratio of N and T , we get the assumptions $N/T^{2\beta} \rightarrow 0, N/T^\alpha \rightarrow 0$ and $N/T^{\beta(m+1)-1} \rightarrow 0$. If exponential inequalities for $\hat{\mu}_i$ and $\hat{\sigma}_i, i = 1, \dots, N$ are available and Ψ_i is 2 times continuously differentiable, $i = 1, \dots, N$ this boils down to $N/T^{1-\epsilon} \rightarrow 0$ for some $\epsilon > 0$. So T has to grow a little faster than N .

Finally we want to investigate if our proposed estimators median and MAD fulfil assumption iii) of Theorem 3 and how the parameters α and β depend on the properties of the observed processes. We formulate the result for a one dimensional time series $(X_t)_{t \in \mathbb{N}}$ respectively its transformation $(Y_t)_{t \in \mathbb{N}}$ with $Y_t = |X_t - \mu_{med}|, t \in \mathbb{N}$.

Theorem 4. Let $(X_t)_{t \in \mathbb{N}}$ be stationary and P -NED on an absolutely regular process $(Z_t)_{t \in \mathbb{Z}}$ with approximation constants $(a_k)_{k \in \mathbb{N}}$, functionals $(f_k)_{k \in \mathbb{N}}$, error function Φ and absolutely regularity coefficients $(\beta_k)_{k \in \mathbb{N}}$. Furthermore

- i) there exist $\kappa > 0$ and $p \in \mathbb{N}$ even such that $\sum_{k=1}^{\infty} (a_k \Phi(a_k^\kappa) + a_k^\kappa) k^p < \infty$ and $\sum_{k=1}^{\infty} \beta_k k^p < \infty$,
- ii) X_1 is continuous with bounded density f and there exist $M, \epsilon > 0$ with $f(x) \geq M$ for $x \in (\mu_{med} - \epsilon, \mu_{med} + \epsilon)$,

then there exists c such that

$$P(|\hat{\mu}_{med} - \mu_{med}| > T^{-\beta}) \leq c T^{-p/2+p\beta} \quad \forall T \in \mathbb{N}. \quad (8)$$

If additionally

- iii) Y_1 is continuous with bounded density g and there exist $M, \epsilon > 0$ with $g(x) \geq M$ for $x \in (\sigma_{MAD}/c_F - \epsilon, \sigma_{MAD}/c_F + \epsilon)$,

then there exists c such that

$$P(|\hat{\sigma}_{MAD} - \sigma_{MAD}| > T^{-\beta}) \leq cT^{-p/2+p\beta} \quad \forall T \in \mathbb{N}.$$

Remark 7. • Under independence there exist exponential inequalities for the median and the MAD, see Serfling and Mazumder (2009). We are not aware such exponential inequalities under dependence, but looking at the proof in Serfling (1980) or Serfling and Mazumder (2009) it only depends on the existence of a Hoeffding inequality, which is proven under various dependence conditions, see Kontorovich and Ramanan (2008) or Kallabis et al. (2006). However, proving such inequalities under the P -NED condition is not the objective of this paper.

- The condition of a continuous distribution might be relaxed if one slightly redefines median and MAD, see also Serfling and Mazumder (2009).

4. Simulation

In this section we want to evaluate our proposed test statistic concerning two aspects: The size under the null hypothesis and the power under the alternative. There are quite different simulation scenarios possible, since we allow for quite diverse serial dependence structures and distributions of the individuals. For the reason of comparison we orientate ourselves at the AR(1) models considered in Horváth and Hušková (2012)

$$X_{i,t} = \rho \cdot X_{i,t-1} + a_{i,t}, \quad t = 1, \dots, T, \quad i = 1, \dots, N.$$

We compare the non robust panel CUSUM statistic proposed by Horváth and Hušková (2012) with our robust alternative. We use a two times continuously differentiable version of Hubers- Ψ -function which is shown in Figure 3. Furthermore we choose the flat top kernel (5) with a bandwidth $b_T = T^{0.4}$ for both estimators. Note that Horváth and Hušková (2012) originally use a rather small value of b_T varying between 2.5 and 5 which is, however, not appropriate in our simulations where we also look at relatively large T . Simulation results are based on 1000 runs each.

We first look at finite sample properties under the null hypothesis. In the case of $\rho = 0$, where we have no serial dependence, both tests need at least $T = 200$ to work properly as one can see in Table 2. Furthermore the simulations confirm the theoretical results that N must not grow much faster than T . We also notice that there is basically no difference between the tests under Gaussianity.

N T	non-robust test					robust test				
	50	100	200	400	800	50	100	200	400	800
50	0.33	0.13	0.07	0.07	0.04	0.33	0.14	0.07	0.06	0.04
100	0.52	0.14	0.06	0.07	0.06	0.55	0.15	0.07	0.06	0.06
200	0.77	0.21	0.11	0.07	0.04	0.79	0.22	0.11	0.08	0.04
400	0.97	0.40	0.18	0.08	0.08	0.97	0.41	0.17	0.07	0.08
800	1.00	0.65	0.28	0.13	0.06	1.00	0.66	0.28	0.13	0.07

Table 2: Empirical size under $\rho = 0$, normal innovations and a significance level of 0.05.

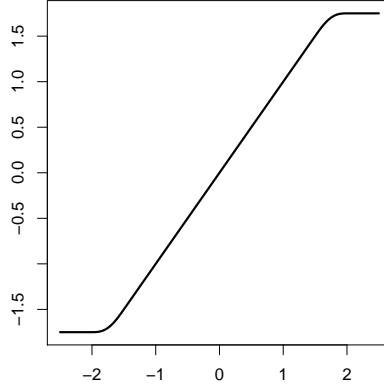


Figure 3: Two times continuously differentiable version of Hubers Ψ -function used in the simulations.

In case of a more heavy tailed distribution like a t -distribution with 3 degrees of freedom, results do not change much, as one can see in Table 3. The non robust test seems to work well under the null hypothesis though its assumptions (finite 8-th moments) are violated.

N T	non-robust test					robust test				
	50	100	200	400	800	50	100	200	400	800
50	0.30	0.11	0.05	0.08	0.06	0.34	0.10	0.05	0.08	0.06
100	0.47	0.15	0.08	0.06	0.06	0.54	0.16	0.08	0.06	0.06
200	0.74	0.19	0.10	0.06	0.05	0.77	0.25	0.11	0.07	0.06
400	0.97	0.36	0.12	0.08	0.06	0.97	0.41	0.15	0.09	0.06
800	1.00	0.65	0.23	0.14	0.08	1.00	0.68	0.26	0.15	0.08

Table 3: Empirical size under $\rho = 0$, t_3 distributed innovations and a significance level of 0.05.

Somewhat surprisingly the results get better under serial correlation ($\rho = 0.5$) where we get reasonable empirical sizes already for $T = 100$. This can be partly explained by the relatively large bandwidth which better fits the case $\rho = 0.5$ than $\rho = 0$.

N T	non-robust test					robust test				
	50	100	200	400	800	50	100	200	400	800
50	0.07	0.06	0.05	0.04	0.03	0.08	0.05	0.05	0.05	0.03
100	0.12	0.07	0.04	0.04	0.05	0.12	0.07	0.04	0.04	0.06
200	0.24	0.10	0.05	0.04	0.04	0.26	0.11	0.05	0.05	0.04
400	0.53	0.16	0.07	0.06	0.04	0.54	0.17	0.07	0.05	0.04
800	0.90	0.36	0.13	0.07	0.05	0.90	0.37	0.13	0.07	0.05

Table 4: Empirical size under $\rho = 0.5$, normal innovations and a significance level of 0.05.

It is maybe preferable to use a data dependent bandwidth b_T as proposed in Andrews (1991) or Politis (2011). In this case one can either calculate a global bandwidth which is used for every individual or customized bandwidths $b_{T,i}$, $i = 1, \dots, N$. For the latter one has to ensure that the conditions (7) are also fulfilled for the infimum respectively the supremum of the bandwidths. However, automatic bandwidth choices are also questioned since they can produce very large bandwidths under the alternative of a level shift which considerably decrease the power of CUSUM tests. They can even lead to non monotonic power curves, see for example Vogelsang (1999) and Crainiceanu and Vogelsang (2007).

Now we turn our focus at the behaviour under the alternative. Therefore we choose $\rho = 0.25$, set $T = 400$, $N = 200$ and add a jump at $t_0 = 200$. Its height is generated for each individual independently by a normal distribution with mean 0 and standard deviation Δ varying between 0 and 0.2. Results for normal and t-distributed innovations with various degrees of freedom can be found in Figure 4. We see that there is no visual difference between the tests under the alternative in case of normal data. This changes as the innovations get more heavy tailed. The robust test statistic performs superior in case of t_5 distributed innovations. This advantage increases if one looks at more heavy tailed distributions. Under t_1 innovations the power of the non robust test even does not exceed its size.

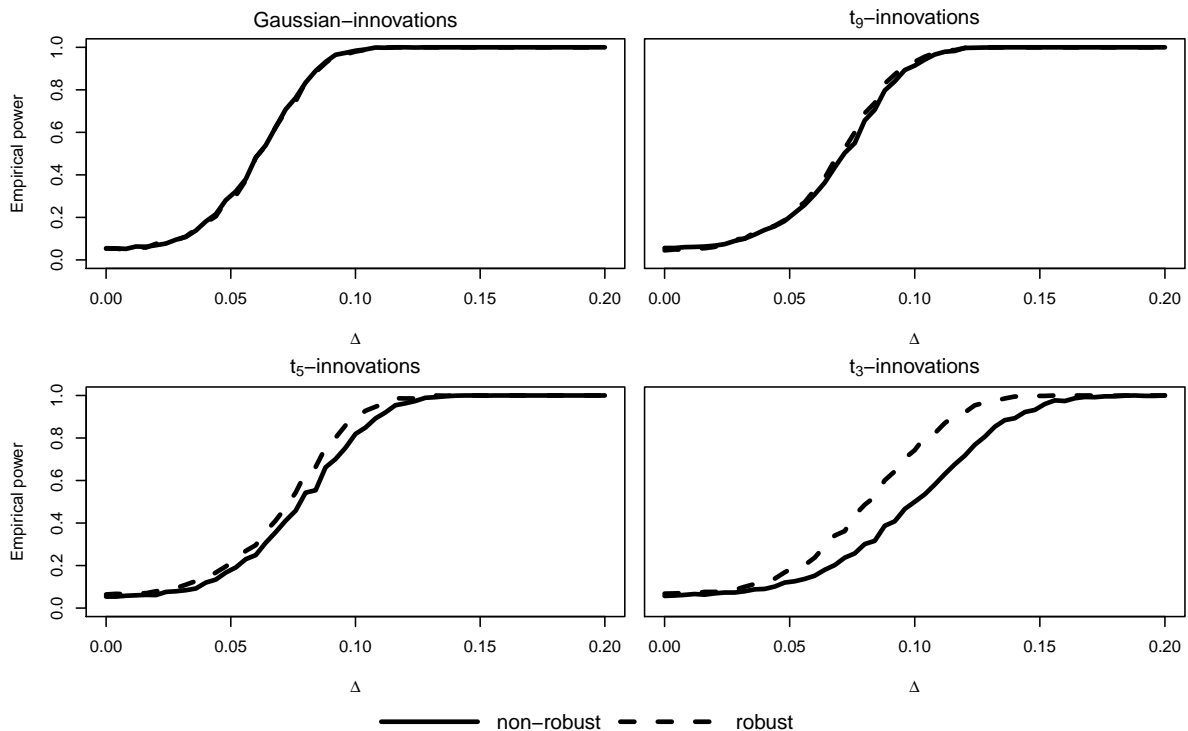


Figure 4: Empirical power under $\rho = 0.25$, different distributed innovations, $N = 200$, $T = 400$ and a jump at $T = 200$ which is generated by a normal distribution with mean 0 and standard deviation Δ .

To sum up, the robust test performs comparably to the non robust one in the Gaussian case and clearly outperforms it under heavy tailed distributions.

5. Summary

We have proposed a robust test for change-point detection in panel data where the number of individuals and the time horizon is large. The procedure is based on residuals which are robustly transformed via a Ψ -function. The null distribution is derived under very weak conditions, allowing for arbitrary heavy tailed distributions and heterogeneous serial dependence. To the best of our knowledge this is the first contribution in the robust change-point literature considering a data dependent choice of the tuning parameters $\sigma_i, i = 1, \dots, N$, which allows to combine high robustness and efficiency.

A simulation study illustrates that the robust procedure outperforms the non robust one under heavy tails and moreover indicates that there is little loss under Gaussian data. This at first glance surprising observation is not unusual for robust methods applied in the high dimensional setting. For instance, it is observed that the Pitman asymptotic efficiency under Gaussianity of the spatial median approaches 1 if the dimension N is large (Möttönen et al., 1997). Asymptotic variances of robust scatter estimators like the Tyler shape matrix, MCD, M- and S-estimators tend to that of the empirical covariance matrix under multivariate normal distributions for large N (see e.g. Croux and Haesbroeck, 1999; Taskinen et al., 2006). Relative efficiencies of sign tests for uniformity on the unit sphere, independence against serial dependence and multivariate independence tend to 1 under normality and growing dimension compared to classical Gaussian competitors (see e.g. Paindaveine et al., 2016). With regard to these results it is interesting to know whether one can prove similar results in the panel context.

There are also some limitations of our testing procedure. First there are no covariates (apart

from an individual mean) in the considered model. The test statistic uses robustly transformed observations based on prior location- and scale-estimates. The intuitive generalisation would be to substitute regression residuals (from a robust regression) for the standardized residuals. However it is not clear under which conditions the asymptotic distribution is still the same as in the much simpler panel model considered here. Another limitation is the exclusion of cross sectional dependence. Promising in this regard looks the projection approach proposed by Aston and Kirch (2014), which allows for an arbitrary dependence structure between the individuals. The main challenge here, also in the non-robust case, is the choice of the projection, since the power of the test crucially depends on it. Finally our test requires that the time dimension T is large. It enables us to allow under some regularity conditions for arbitrary serial dependence which can even differ between the individuals. If T is small one has to be more restrictive in this regard and it is also more complicated to allow for different distributions of the particular individuals.

References

- T. W. Anderson. *The statistical analysis of time series*. John Wiley & Sons, 1971.
- D. W. Andrews. Heteroskedasticity and autocorrelation consistent covariance matrix estimation. *Econometrica: Journal of the Econometric Society*, pages 817–858, 1991.
- J. A. Aston and C. Kirch. Change points in high dimensional settings. *arXiv preprint arXiv:1409.1771*, 2014.
- A. Aue, S. Hörmann, L. Horváth, and M. Reimherr. Break detection in the covariance structure of multivariate time series models. *The Annals of Statistics*, 37(6B):4046–4087, 2009.
- J. Bai. Common breaks in means and variances for panel data. *Journal of Econometrics*, 157(1):78–92, 2010.
- J. Bai and J. L. Carrion-I-Silvestre. Structural changes, common stochastic trends, and unit roots in panel data. *The Review of Economic Studies*, 76(2):471–501, 2009.
- B. H. Baltagi, Q. Feng, C. Kao, et al. Estimation of heterogeneous panels with structural breaks. Technical report, Syracuse University, 2013.
- B. H. Baltagi, C. Kao, and L. Liu. Estimation and identification of change points in panel models with nonstationary or stationary regressors and error term. *Econometric Reviews*, 36(1-3):85–102, 2017.
- H. J. Bierens. *Robust methods and asymptotic theory in nonlinear econometrics*, volume 192. Springer, 1981.
- P. Billingsley. *Convergence of probability measures*. John Wiley & Sons, 1968.
- S. Borovkova, R. Burton, and H. Dehling. Limit theorems for functionals of mixing processes with applications to t -statistics and dimension estimation. *Transactions of the American Mathematical Society*, 353(11):4261–4318, 2001.
- C. M. Crainiceanu and T. J. Vogelsang. Nonmonotonic power for tests of a mean shift in a time series. *Journal of Statistical Computation and Simulation*, 77(6):457–476, 2007.
- C. Croux and G. Haesbroeck. Influence function and efficiency of the minimum covariance determinant scatter matrix estimator. *Journal of Multivariate Analysis*, 71(2):161–190, 1999.
- M. Csörgö and L. Horváth. Nonparametric tests for the changepoint problem. *Journal of Statistical Planning and Inference*, 17:1–9, 1987.
- Y. A. Davydov. The invariance principle for stationary processes. *Theory of Probability & Its Applications*, 15(3):487–498, 1970.
- S. De Wachter and E. Tzavalis. Monte carlo comparison of model and moment selection and classical inference approaches to break detection in panel data models. *Economics Letters*, 88(1):91–96, 2005.
- S. De Wachter and E. Tzavalis. Detection of structural breaks in linear dynamic panel data models. *Computational Statistics & Data Analysis*, 56(11):3020–3034, 2012.
- H. Dehling, D. Vogel, M. Wendler, and D. Wied. Testing for changes in the rank correlation of time series. *arXiv preprint arXiv:1203.4871*, 2012.
- H. Dehling, R. Fried, I. Garcia, and M. Wendler. Change-point detection under dependence based on two-sample u -statistics. In *Asymptotic Laws and Methods in Stochastics*, pages 195–220. Springer, 2015a.
- H. Dehling, R. Fried, and M. Wendler. A robust method for shift detection in time series. *arXiv preprint arXiv:1506.03345*, 2015b.
- C. M. Deo. A note on empirical processes of strong-mixing sequences. *The Annals of Probability*, pages 870–875, 1973.
- S. Hörmann. Augmented GARCH sequences: Dependence structure and asymptotics. *Bernoulli*, pages 543–561, 2008.
- L. Horváth and M. Hušková. Change-point detection in panel data. *Journal of Time Series Analysis*, 33(4):631–648, 2012.

- M. Hušková. Tests and estimators for the change point problem based on M-statistics. *Statistics & Risk Modeling*, 14(2):115–136, 1996.
- M. Hušková and M. Marušiaková. M-procedures for detection of changes for dependent observations. *Communications in Statistics-Simulation and Computation*, 41(7):1032–1050, 2012.
- I. A. Ibragimov. Some limit theorems for stationary processes. *Theory of Probability & Its Applications*, 7(4):349–382, 1962.
- K.-S. Im, J. Lee, and M. Tieslau. Panel lm unit-root tests with level shifts. *Oxford Bulletin of Economics and Statistics*, 67(3):393–419, 2005.
- M. Jirak et al. Uniform change point tests in high dimension. *The Annals of Statistics*, 43(6):2451–2483, 2015.
- L. Joseph and D. B. Wolfson. Estimation in multi-path change-point problems. *Communications in Statistics-Theory and Methods*, 21(4):897–913, 1992.
- R. S. Kallabis, M. H. Neumann, et al. An exponential inequality under weak dependence. *Bernoulli*, 12(2):333–350, 2006.
- Y. Karavias and E. Tzavalis. Generalized fixed-T panel unit root tests allowing for structural breaks. *Discussion paper*, 2012.
- D. Kim. Estimating a common deterministic time trend break in large panels with cross sectional dependence. *Journal of Econometrics*, 164(2):310–330, 2011.
- L. A. Kontorovich and K. Ramanan. Concentration inequalities for dependent random variables via the martingale method. *The Annals of Probability*, 36(6):2126–2158, 2008.
- J. A. Koziol. Multivariate signed rank statistics for shift alternatives. *Statistics: A Journal of Theoretical and Applied Statistics*, 9(4):549–562, 1978.
- M. Loève. *Probability Theory I*. Springer-Verlag, New York, 4th edition, 1977.
- J. Möttönen, H. Oja, J. Tienari, et al. On the efficiency of multivariate spatial sign and rank tests. *The Annals of Statistics*, 25(2):542–552, 1997.
- D. Paindaveine, T. Verdebout, et al. On high-dimensional sign tests. *Bernoulli*, 22(3):1745–1769, 2016.
- W. Philipp. Invariance principles for independent and weakly dependent random variables. In *Dependence in Probability and Statistics (Proc. Conf. Oberwolfach. 1985)*. Boston, pages 225–268, 1986.
- D. N. Politis. Higher-order accurate, positive semidefinite estimation of large-sample covariance and spectral density matrices. *Econometric Theory*, 27(04):703–744, 2011.
- J.-F. Quessy, M. Saïd, and A.-C. Favre. Multivariate Kendall’s tau for change-point detection in copulas. *Canadian Journal of Statistics*, 41(1):65–82, 2013.
- R. Serfling and S. Mazumder. Exponential probability inequality and convergence results for the median absolute deviation and its modifications. *Statistics & Probability Letters*, 79(16):1767–1773, 2009.
- R. J. Serfling. *Approximation theorems of mathematical statistics*. John Wiley & Sons, 1980.
- S. Taskinen, C. Croux, A. Kankainen, E. Ollila, and H. Oja. Influence functions and efficiencies of the canonical correlation and vector estimates based on scatter and shape matrices. *Journal of Multivariate Analysis*, 97(2):359–384, 2006.
- D. Vogel and R. Fried. Robust change detection in the dependence structure of multivariate time series. In *Modern Nonparametric, Robust and Multivariate Methods*, pages 265–288. Springer, 2015.
- T. J. Vogelsang. Sources of nonmonotonic power when testing for a shift in mean of a dynamic time series. *Journal of Econometrics*, 88(2):283–299, 1999.

Appendix A. Proofs

The main component of our proofs are moment inequalities, which are based on coupling arguments. More in detail we use the following result by Philipp (1986) which describes how dependent random variables can be substituted by independent ones.

Proposition 1. (*Theorem 3.4 in Philipp (1986)*): Let $\{B_k, m_k, k \geq 1\}$ be a sequence of Polish spaces. Let α_k denote the Borel field over B_k , let $\{X_k, k \geq 0\}$ be a sequence of random variables with values in B_k and let $\{\gamma_k, k \geq 0\}$ be a sequence of non-decreasing σ -fields such that X_k is γ_k -measurable. Suppose that for some sequence $\{\beta_k, k \geq 0\}$ of non-negative numbers

$$\mathbb{E} \sup_{A \in \alpha_k} (|P(X_k \in A | \gamma_{k-1}) - P(X_k \in A)|) \leq \beta_k$$

for all $k \geq 1$. Denote by F_k the distribution of X_k and let $\{G_k, k \geq 0\}$ be a sequence of distributions on (B_k, α_k) such that

$$F_k(A) \leq G_k(A^{\rho_k}) + \sigma_k \quad \forall A \in \alpha_k$$

with $\rho_k, \sigma_k \geq 0$ and $A^\epsilon = \cup_{x \in A} \{y : m_k(x, y) \leq \epsilon\}$. Then without changing its distribution, one can redefine the sequence $\{X_k, k \geq 0\}$ on a richer probability space on which there exists a sequence $\{Y_k, k \geq 1\}$ of independent random variables with distribution G_k such that for all $k \geq 1$:

$$P(m_k(X_k, Y_k) > \rho_k) \leq \beta_k + \sigma_k.$$

We use Proposition 1 to derive covariance inequalities for processes which are P-NED. Similar inequalities are already proofed for processes which are strong mixing (see Davydov, 1970; Deo, 1973) or L_1 -NED (see Borovkova et al., 2001).

Proposition 2. Let $(X_t)_{t \in \mathbb{N}}$ be stationary and P-NED on an absolutely regular process $(Z_t)_{t \in \mathbb{Z}}$ with approximation constants $(a_k)_{k \in \mathbb{N}}$, functions $(f_k)_{k \in \mathbb{N}}$, error function Φ and absolutely regularity coefficients $(\beta_k)_{k \in \mathbb{N}}$. Furthermore there exists $a > p \geq 2$ with $\mathbb{E}(|X_1|^a) < \infty$, $\int_0^1 x^{\frac{a}{a-p+1}-1} \Phi(x) dx < \infty$, $\int_1^\infty x^{a-1} \Phi(x) dx < \infty$, then there are D_1 and D_2 independent of m such that

$$|\mathbb{E}(X_{i_1} \dots X_{i_k} X_{i_{k+1}} \dots X_{i_p}) - \mathbb{E}(X_{i_1} \dots X_{i_k}) \mathbb{E}(X_{i_{k+1}} \dots X_{i_p})| \leq D_1 a_{\lfloor m/3 \rfloor}^{\frac{a-p+1}{a}} + D_2 \beta_{\lfloor m/3 \rfloor}^{\frac{a-p}{p}} \quad (\text{A.1})$$

where $1 \leq i_1 \leq \dots \leq i_p \leq T$ and $m = i_{k+1} - i_k$.

Proof of Proposition 2. The proof follows the ideas of Borovkova et al. (2001). First we build independent blocks $\tilde{W}_1 = \tilde{Z}_{i_1 - \lfloor m/3 \rfloor}, \dots, \tilde{Z}_{i_k + \lfloor m/3 \rfloor}$ and $\tilde{W}_2 = \tilde{Z}_{i_{k+1} - \lfloor m/3 \rfloor}, \dots, \tilde{Z}_{i_p + \lfloor m/3 \rfloor}$ where the functions f_m will work. Denote the original blocks by $W_1 = Z_{i_1 - \lfloor m/3 \rfloor}, \dots, Z_{i_k + \lfloor m/3 \rfloor}$ and $W_2 = Z_{i_{k+1} - \lfloor m/3 \rfloor}, \dots, Z_{i_p + \lfloor m/3 \rfloor}$. We apply Proposition 1 with $X_1 = W_1$ and $X_2 = W_2$ as well as $\rho_k = \sigma_k = 0$ for $k = 1, 2$. Then $B_1 = \mathbb{R}^{i_k - i_1 + 2\lfloor m/3 \rfloor + 1}$ and $B_2 = \mathbb{R}^{i_p - i_{k+1} + 2\lfloor m/3 \rfloor + 1}$ are polish spaces, $\gamma_1 = \sigma(\dots, Z_{i_k + \lfloor m/3 \rfloor})$, $\gamma_2 = \sigma(\dots, Z_{i_p + \lfloor m/3 \rfloor})$ and

$$\mathbb{E} \sup_{A \in \alpha_r} (|P(W_r \in A | \gamma_{r-1}) - P(W_r \in A)|) \leq \beta_{m-2\lfloor m/3 \rfloor} \leq \beta_{\lfloor m/3 \rfloor} \quad r = 1, 2$$

since both blocks are separated by $m - 2\lfloor m/3 \rfloor$. Proposition 1 then guarantees the existence of independent blocks \tilde{W}_1 and \tilde{W}_2 which are distributed as W_1 and W_2 such that:

$$P(\tilde{W}_i \neq W_i) \leq \beta_{\lfloor m/3 \rfloor} \quad \text{for } i = 1, 2$$

which entails that the corresponding functionals $f_{\lfloor m/3 \rfloor}(\tilde{Z}_{l - \lfloor m/3 \rfloor}, \dots, \tilde{Z}_{l + \lfloor m/3 \rfloor}) =: \tilde{X}_l$ and $f_{\lfloor m/3 \rfloor}(\tilde{Z}_{n - \lfloor m/3 \rfloor}, \dots, \tilde{Z}_{n + \lfloor m/3 \rfloor}) =: \tilde{X}_n$ are also independent as long as $l \leq i_k$ and $n \geq i_{k+1}$. In the following we need a bound for the error between \tilde{X}_l and X_l for $l \in i_1, \dots, i_p$. For $i_1 \leq l \leq i_k$ one gets the following decomposition of the error

$$\mathbb{E}(|X_l - \tilde{X}_l|^{\frac{a}{a-p+1}}) = \mathbb{E}(|(X_l - \tilde{X}_l)I_{W_1 = \tilde{W}_1}|^{\frac{a}{a-p+1}}) + \mathbb{E}(|(X_l - \tilde{X}_l)I_{W_1 \neq \tilde{W}_1}|^{\frac{a}{a-p+1}}). \quad (\text{A.2})$$

For the first term one can use the P-NED property iii)

$$\mathbb{E}(|(X_l - \tilde{X}_l)I_{W_1 = \tilde{W}_1}|^{\frac{a}{a-p+1}}) \leq a_{\lfloor m/3 \rfloor} \int_0^\infty \epsilon^{\frac{a}{a-p+1}-1} \Phi(\epsilon) d\epsilon \leq a_{\lfloor m/3 \rfloor} \cdot C_1$$

where C_1 only depends on Φ . Using the c_r inequality (see Loève, 1977, p. 157) and Hölder inequality we get

$$\begin{aligned} & \mathbb{E}(|(X_l - \tilde{X}_l)I_{W_1 \neq \tilde{W}_1}|^{\frac{a}{a-p+1}}) \\ & \leq 2^{\frac{a}{a-p+1}} \left(\mathbb{E}(|X_l I_{W_1 \neq \tilde{W}_1}|^{\frac{a}{a-p+1}}) + \mathbb{E}(|\tilde{X}_l I_{W_1 \neq \tilde{W}_1}|^{\frac{a}{a-p+1}}) \right) \\ & \leq 2^{\frac{a}{a-p+1}} \left([\mathbb{E}(|X_l|^a)]^{\frac{1}{a-p+1}} P(W_1 \neq \tilde{W}_1)^{\frac{a-p}{a-p+1}} + [\mathbb{E}(|\tilde{X}_l|^a)]^{\frac{1}{a-p+1}} P(W_1 \neq \tilde{W}_1)^{\frac{a-p}{a-p+1}} \right) \\ & \leq 2^{\frac{a}{a-p+1}} \beta_{\lfloor m/3 \rfloor}^{\frac{a-p}{a-p+1}} \left([\mathbb{E}(|X_l|^a)]^{\frac{1}{a-p+1}} + [\mathbb{E}(|\tilde{X}_l|^a)]^{\frac{1}{a-p+1}} \right) \end{aligned}$$

and since \tilde{W}_1 is distributed as W_1 we have

$$\begin{aligned}\mathbb{E}(|\tilde{X}_l|^a) &= \mathbb{E}(|f_{\lfloor m/3 \rfloor}(Z_{l-\lfloor m/3 \rfloor}, \dots, Z_{l-\lfloor m/3 \rfloor})|^a) \\ &\leq 2^{a-1}(\mathbb{E}(|f(Z_{l-\lfloor m/3 \rfloor}, \dots, Z_{l-\lfloor m/3 \rfloor}) - X_l|^a) + \mathbb{E}(|X_l|^a)) \\ &\leq 2^{a-1}(a_{\lfloor m/3 \rfloor} C_1 + \mathbb{E}(|X_l|^a)).\end{aligned}\tag{A.3}$$

Therefore (A.2) is bounded by

$$\mathbb{E}(|X_l - \tilde{X}_l|^{\frac{a}{a-p+1}}) \leq C_2(a_{\lfloor m/3 \rfloor} + \beta_{\lfloor m/3 \rfloor}^{\frac{a-p}{a-p+1}})\tag{A.4}$$

which also holds for $i_{k+1} \leq l \leq i_p$. To derive covariance inequalities, we need a bound for the error between products of random variables and its copies

$$\begin{aligned}\mathbb{E}(|X_{i_1} \dots X_{i_p} - \tilde{X}_{i_1} \dots \tilde{X}_{i_p}|) &\tag{A.5} \\ &\leq \mathbb{E}(|(X_{i_1} - \tilde{X}_{i_1})(X_{i_2} \dots X_{i_p})|) + \sum_{j=2}^{p-1} \mathbb{E}(|\tilde{X}_{i_1} \dots \tilde{X}_{i_{j-1}}(X_{i_j} - \tilde{X}_{i_j})(X_{i_{j+1}} \dots X_{i_p})|) \\ &\quad + \mathbb{E}(|(\tilde{X}_{i_1} \dots \tilde{X}_{i_{p-1}})(X_{i_p} - \tilde{X}_{i_p})|).\end{aligned}$$

Using the generalized Hölder inequality and (A.4) one can bound the first summand on the right hand-side of (A.5) by

$$\begin{aligned}\mathbb{E}(|(X_{i_1} - \tilde{X}_{i_1})(X_{i_2} \dots X_{i_p})|) &\leq \left[\mathbb{E}(|(X_{i_1} - \tilde{X}_{i_1})|^{\frac{a}{a-p+1}}) \right]^{\frac{a-p+1}{a}} [\mathbb{E}(|X_{i_2}|^a)]^{\frac{1}{a}} \dots [\mathbb{E}(|X_{i_p}|^a)]^{\frac{1}{a}} \\ &\leq C_4(a_{\lfloor m/3 \rfloor} + \beta_{\lfloor m/3 \rfloor}^{\frac{a-p}{a-p+1}})^{\frac{a-p+1}{a}}.\end{aligned}$$

Similar bounds for the other summands in (A.5) can be derived using (A.4) and (A.3) which results eventually in

$$\mathbb{E}(|X_{i_1} \dots X_{i_p} - \tilde{X}_{i_1} \dots \tilde{X}_{i_p}|) \leq C_5 a_{\lfloor m/3 \rfloor}^{\frac{a-p+1}{a}} + C_6 \beta_{\lfloor m/3 \rfloor}^{\frac{a-p}{a}}.\tag{A.6}$$

Analogously one gets

$$\mathbb{E}(|X_{i_1} \dots X_{i_k} - \tilde{X}_{i_1} \dots \tilde{X}_{i_k}|) \leq C_7 a_{\lfloor m/3 \rfloor}^{\frac{a-k+1}{a}} + C_8 \beta_{\lfloor m/3 \rfloor}^{\frac{a-k}{a}}\tag{A.7}$$

and

$$\mathbb{E}(|X_{i_1} \dots X_{i_k} - \tilde{X}_{i_1} \dots \tilde{X}_{i_k}|) \leq C_9 a_{\lfloor m/3 \rfloor}^{\frac{a-p+k+1}{a}} + C_{10} \beta_{\lfloor m/3 \rfloor}^{\frac{a-p+k}{a}}\tag{A.8}$$

Finally we prove the covariance inequality A.1. Denote $A = X_{i_1} \dots X_{i_j}$, $B = X_{i_{j+1}} \dots X_{i_p}$, $\tilde{A} = \tilde{X}_{i_1} \dots \tilde{X}_{i_k}$ and $\tilde{B} = \tilde{X}_{i_{k+1}} \dots \tilde{X}_{i_p}$ then we get by (A.6), (A.7) and (A.8)

$$\begin{aligned}|\mathbb{E}(AB) - \mathbb{E}(A)\mathbb{E}(B)| &= |\mathbb{E}(AB) - \mathbb{E}(A - \tilde{A} + \tilde{A})\mathbb{E}(B - \tilde{B} + \tilde{B})| \\ &\leq \mathbb{E}(|AB - \tilde{A}\tilde{B}|) + \mathbb{E}(|\tilde{A}|)\mathbb{E}(|B - \tilde{B}|) \\ &\quad + \mathbb{E}(|\tilde{B}|)\mathbb{E}(|A - \tilde{A}|) + \mathbb{E}(|A - \tilde{A}|)\mathbb{E}(|B - \tilde{B}|) \\ &\leq C_{11} a_{\lfloor m/3 \rfloor}^{\frac{a-p+1}{a}} + C_{12} \beta_{\lfloor m/3 \rfloor}^{\frac{a-p}{a}}\end{aligned}$$

which completes the proof. \square

The result is a little sharper if the process is bounded.

Proposition 3. *Let $(X_t)_{t \in \mathbb{N}}$ be stationary and P-NED on an absolutely regular process $(Z_t)_{t \in \mathbb{Z}}$ with approximation constants $(a_k)_{k \in \mathbb{N}}$, functions $(f_k)_{k \in \mathbb{N}}$, error function Φ and absolutely regularity coefficients $(\beta_k)_{k \in \mathbb{N}}$. Furthermore there exists D such that $|X_1| \leq D$ a.s. and $\int_0^\infty \Phi(x)dx < \infty$, then there exists D_1 independent of m such that*

$$|\mathbb{E}(X_{i_1} \dots X_{i_k} X_{i_{k+1}} \dots X_{i_p}) - \mathbb{E}(X_{i_1} \dots X_{i_k})\mathbb{E}(X_{i_{k+1}} \dots X_{i_p})| \leq D_1(a_{\lfloor m/3 \rfloor} + \beta_{\lfloor m/3 \rfloor}),$$

where $1 \leq i_1 \leq \dots \leq i_p \leq T$ and $m = i_{k+1} - i_k$.

The proof is analogous to that of Proposition 2. But instead of using the Hölder inequality one uses the boundedness of X_i , which enables us to extract the largest possible absolute value D out of the expectation.

The next theorem covers the case where one looks at transformations of the P-NED process. It is necessary for the consistency of the long run variance estimation under estimated tuning parameters.

Proposition 4. *Let $(X_t)_{t \in \mathbb{N}}$ be stationary and P-NED on an absolutely regular process $(Z_t)_{t \in \mathbb{Z}}$ with approximation constants $(a_k)_{k \in \mathbb{N}}$, functions $(f_k)_{k \in \mathbb{N}}$, absolutely regularity coefficients $(\beta_k)_{k \in \mathbb{N}}$ and error function Φ with $\int_0^\infty \Phi(x)dx < \infty$. Furthermore let $g_1, \dots, g_p : \mathbb{R} \rightarrow \mathbb{R}$ be bounded and Lipschitz continuous functions with universal Lipschitz constant c , then there exists D_1 independent of m such that*

$$|\mathbb{E}[g_1(X_{i_1}) \dots g_k(X_{i_k}) g_{k+1}(X_{i_{k+1}}) \dots g_p(X_{i_p})] - \mathbb{E}[g_1(X_{i_1}) \dots g_k(X_{i_k})]\mathbb{E}[g_{k+1}(X_{i_{k+1}}) \dots g_p(X_{i_p})]| \leq D_1(a_{\lfloor m/3 \rfloor} + \beta_{\lfloor m/3 \rfloor}),$$

where $1 \leq i_1 \leq \dots \leq i_p \leq T$ and $m = i_{k+1} - i_k$.

The proof is completely analogous to that of Proposition 3.

The next proposition is a Marcinkiewicz-Zygmund type inequality which bounds the p -th moment of the sum of the process.

Proposition 5. *Let $(X_t)_{t \in \mathbb{N}}$ be stationary and P-NED on an absolutely regular process $(Z_t)_{t \in \mathbb{Z}}$ with approximation constants $(a_k)_{k \in \mathbb{N}}$, functions $(f_k)_{k \in \mathbb{N}}$, error function Φ and regularity coefficients $(\beta_k)_{k \in \mathbb{N}}$. Furthermore there exists $a > p \in \mathbb{N}$ such that $\mathbb{E}(|X_1|^a) < \infty$, $\int_0^1 x^{\frac{a}{a-p+1}-1} \Phi(x)dx < \infty$, $\int_1^\infty x^{a-1} \Phi(x)dx < \infty$ and $\sum_{i=1}^\infty a_i^{\frac{a-p+1}{a}} i^{p-1} < \infty$ as well as $\sum_{i=1}^\infty \beta_i^{\frac{a-p}{a}} i^{p-1} < \infty$, then there exist G_1 and G_2 such that*

$$|\mathbb{E}(\sum_{i=1}^T X_i)^p| \leq T G_1 |\mathbb{E}(X_1)|^p + G_2 T^{\lfloor p/2 \rfloor}, \quad \forall T \in \mathbb{N}. \quad (\text{A.9})$$

Proof of Proposition 5. First notice that

$$|\mathbb{E}(\sum_{i=1}^T X_i)^p| \leq \sum_{i_1, \dots, i_p=1}^T |\mathbb{E} X_{i_1} \dots X_{i_p}|. \quad (\text{A.10})$$

We actually show the result by induction applied to the right hand side of (A.10). For $p = 1$ the right hand side of (A.10) is obviously bounded by the right hand side of (A.9). For the induction step $p \rightarrow p+1$ we want to split the expectations where the time difference is largest. Ordering of time indices yields

$$\sum_{i_1, \dots, i_{p+1}=1}^T |\mathbb{E}(X_{i_1} \dots X_{i_{p+1}})| = \sum_{1 \leq i_1 \leq \dots \leq i_{p+1}} |\mathbb{E}(X_{i_1} \dots X_{i_{p+1}}) \gamma(i_1, \dots, i_{p+1})| \quad (\text{A.11})$$

where $\gamma(i_1, \dots, i_{p+1})$ denotes the number of possible permutations which is smaller or equal $(p+1)!$. Let $j_s = i_s - i_{s-1}$, $s = 2, \dots, p+1$ and $j_1 = i_1$, then (A.11) is bounded by

$$(p+1)! \sum_{\substack{j_1, \dots, j_{p+1} \geq 0 \\ j_1 + \dots + j_{p+1} \leq T}}^T |\mathbb{E}(X_{j_1} X_{j_1+j_2} \dots X_{j_1+\dots+j_{p+1}})|. \quad (\text{A.12})$$

We divide the sum (A.12) into A_1, \dots, A_p where A_s contains all expectations in (A.12) where j_{s+1} is the maximum of j_2, \dots, j_{p+1} ¹ and denote I_s the related index set. If j_{s+1} is maximal the other indices can only assume the values $0, \dots, j_{s+1}$ resulting in less than $(p+1)!T(j_{s+1}+1)^{p-1}$ summands for fixed j_{s+1} . Proposition 2 yields

$$\begin{aligned} |A_s| &= (p+1)! \sum_{i_1, \dots, i_{p+1} \in I_s} |\mathbb{E}(X_{i_1} \dots X_{i_{p+1}})| \\ &\leq (p+1)! \sum_{i_1, \dots, i_{p+1} \in I_s} |\mathbb{E}(X_{i_1} \dots X_{i_{s-1}}) \mathbb{E}(X_{i_s} \dots X_{i_{p+1}})| \end{aligned} \quad (\text{A.13})$$

$$+ (p+1)!T \sum_{j_s=0}^T \left(C_{13} a_{\lfloor \frac{a}{j_s/3} \rfloor}^{\frac{a-p+1}{a}} + C_{14} \beta_{\lfloor \frac{p}{j_s/3} \rfloor}^{\frac{a-p}{p}} \right) (j_s+1)^{p-1} \quad (\text{A.14})$$

where the sum (A.14) is $O(T)$ by assumption. We use the induction hypothesis for (A.13) to obtain

$$\begin{aligned} (p+1)! \sum_{i_1, \dots, i_{s-1}=1}^T |\mathbb{E}(X_{i_1} \dots X_{i_{s-1}})| \sum_{i_s, \dots, i_{p+1}=1}^T |\mathbb{E}(X_{i_s} \dots X_{i_{p+1}})| \\ \leq (p+1)! (G_1 T^{s-1} |\mathbb{E}(X_1)|^{s-1} + G_2 T^{\lfloor \frac{s-1}{2} \rfloor}) (\tilde{G}_1 T^{p+2-s} |\mathbb{E}(X_1)|^{p+2-s} + \tilde{G}_2 T^{\lfloor \frac{p+2-s}{2} \rfloor}) \\ \leq (p+1)! \left(G_1 \tilde{G}_1 T^{p+1} |\mathbb{E}(X_1)|^{p+1} + G_2 \tilde{G}_2 T^{\lfloor \frac{p+1}{2} \rfloor} \right. \\ \left. + G_1 \tilde{G}_2 T^{\lfloor \frac{p+2-s}{2} \rfloor} T^{s-1} |\mathbb{E}(X_1)|^{s-1} + \tilde{G}_1 G_2 T^{\lfloor \frac{s-1}{2} \rfloor} T^{p+2-s} |\mathbb{E}(X_1)|^{p+2-s} \right) \\ \leq \hat{G}_1 T^{p+1} |\mathbb{E}(X_1)|^{p+1} + \hat{G}_2 T^{\lfloor \frac{p+1}{2} \rfloor} \end{aligned}$$

which completes the proof. \square

There is also a version for bounded processes.

Proposition 6. *Let $(X_t)_{t \in \mathbb{N}}$ be stationary and P-NED on an absolutely regular process $(Z_t)_{t \in \mathbb{Z}}$ with approximation constants $(a_k)_{k \in \mathbb{N}}$, functions $(f_k)_{k \in \mathbb{N}}$, error function Φ and absolutely regularity coefficients $(\beta_k)_{k \in \mathbb{N}}$. Furthermore there exists $D \in \mathbb{R}$ such that $|X_1| < D$ a.s., $\int_0^\infty \Phi(x) dx < \infty$ and $\sum_{i=1}^\infty a_i i^{p-1}$ as well as $\sum_{i=1}^\infty \beta_i i^{p-1} < \infty$, then there exist G_1 and G_2 such that*

$$|\mathbb{E}(\sum_{i=1}^N X_i)^p| \leq G_1 (T |\mathbb{E}(X_1)|)^p + G_2 T^{\lfloor p/2 \rfloor}, \quad \forall T \in \mathbb{N}. \quad (\text{A.15})$$

The proof is completely analogous to that of Proposition 5 using Proposition 3 instead of Proposition 2.

The proof of Theorem 1 consists of four steps

¹To obtain a unique partition we add summands to the sum with the smallest index, if the maximum is attained more than once

1. the mean function of $(W_{N,T}(x))_{x \in [0,1]}$ converges to that of $(\Gamma(x))_{x \in [0,1]}$,
2. the covariance function of $(W_{N,T}(x))_{x \in [0,1]}$ converges to that of $(\Gamma(x))_{x \in [0,1]}$,
3. all finite dimensional distributions of $(W_{N,T}(x))_{x \in [0,1]}$ converge against a multivariate normal distribution,
4. $(W_{N,T}(x))_{x \in [0,1]}$ is tight.

Let without loss of generality $\mathbb{E}(Y_{i,1}) = 0$ and denote $\gamma_i(h) = \mathbb{E}(Y_{i,t}Y_{i,t+h})$ the autocovariance of lag $h \in \mathbb{N}$. Furthermore we want to concentrate on the bounded case $|Y_{i,1}| < c_1$, $i = 1 \dots, N$. The proof in the unbounded case is completely analogous. However, the covariance inequalities then also depend on a , making calculations a little more extensive and harder to understand.

Step 1 of the proof of Theorem 1. First we look at one individual i . Let x , $0 < x < 1$, be arbitrary and $k = \lfloor Tx \rfloor$

$$\begin{aligned} \mathbb{E}([S_T^{(i)}(x)]^2) &= \frac{1}{Tv_i^2} \mathbb{E} \left(\left[\frac{T-k}{T} \sum_{t=1}^k Y_{i,t} - \frac{k}{T} \sum_{t=k+1}^T Y_{i,t} \right]^2 \right) \\ &= \frac{1}{Tv_i^2} \left(\frac{T-k}{T} \right)^2 \underbrace{\mathbb{E} \left(\left[\sum_{t=1}^k Y_{i,t} \right]^2 \right)}_{A_1} \\ &\quad - \frac{1}{Tv_i^2} 2 \frac{(T-k)k}{T^2} \underbrace{\mathbb{E} \left(\left[\sum_{t=1}^k Y_{i,t} \right] \left[\sum_{t=k+1}^T Y_{i,t} \right] \right)}_{A_2} + \frac{1}{Tv_i^2} \frac{k^2}{T^2} \underbrace{\mathbb{E} \left(\left[\sum_{t=k+1}^T Y_{i,t} \right]^2 \right)}_{A_3}. \end{aligned}$$

Elementary calculations yield

$$\begin{aligned} A_1 &= kv_i^2 - 2k \sum_{h=k}^{\infty} \gamma_i(h) - 2 \sum_{h=1}^{k-1} h\gamma_i(h) \\ A_2 &= \sum_{h=1}^T \gamma_i(h) \min(h, k, T-k, T-h) \\ A_3 &= (T-k)v_i^2 - 2(T-k) \sum_{h=T-k}^{\infty} \gamma_i(h) - 2 \sum_{h=1}^{T-k-1} h\gamma_i(h) \end{aligned}$$

and therefore

$$\begin{aligned} \mathbb{E}(W_{N,T}(x)) &= \frac{\sqrt{N}}{T} \frac{1}{N} \sum_{i=1}^N \left(\frac{1}{v_i^2} \left(\frac{T-k}{T} \right)^2 \left(-2k \sum_{h=k}^{\infty} \gamma_i(h) - 2 \sum_{h=1}^{k-1} h\gamma_i(h) \right) \right. \\ &\quad + \frac{1}{v_i^2} \frac{(T-k)k}{T^2} \sum_{h=1}^T \gamma_i(h) \min(h, k, T-k, T-h) \\ &\quad \left. + \frac{1}{v_i^2} \frac{k^2}{T^2} \left(-2(T-k) \sum_{h=T-k}^{\infty} \gamma_i(h) - 2 \sum_{h=1}^{T-k-1} h\gamma_i(h) \right) \right). \end{aligned}$$

Using Assumption 1 2) a) ii) one has:

$$|\mathbb{E}(W_{N,T}(x))| \leq \frac{\sqrt{N}}{T} \frac{1}{N} \sum_{i=1}^N \frac{C_{15}}{\delta^2} \left(\underbrace{5 \sum_{h=1}^{\infty} h(1+h)^{-b}}_{B_1} + \underbrace{2k \sum_{h=k}^{\infty} (1+h)^{-b}}_{B_2} + \underbrace{2(T-k) \sum_{h=T-k}^{\infty} (1+h)^{-b}}_{B_3} \right)$$

where by the integral criteria for sums

$$B_1 \leq \int_0^{\infty} (1+h)^{-b+1} dh = \frac{1}{b-2} \text{ and } B_2 \leq k \int_{k-1}^{\infty} c(1+h)^{-b} dh = \frac{k^{-b+2}}{b-1} \leq \frac{1}{b-1}.$$

and analogously $B_3 \leq \frac{(T-k)^{-b+2}}{b-1}$. By Assumption i) of Theorem 1 $|\mathbb{E}(W_{N,T}(x))| \rightarrow 0$ which gives the desired mean structure. \square

Step 2 of the proof of Theorem 1. Calculating the covariance structure is more tedious. By Assumption 1 1) we have

$$\text{Cov}(W_{N,T}(x), W_{N,T}(y)) = \frac{1}{N} \sum_{i=1}^N \text{Cov}([S^{(i)}(x)]^2, [S^{(i)}(y)]^2),$$

so it is enough to compute the covariance structure of one individual i , $i = 1, \dots, N$. We denote

therefore $k = \lfloor xn \rfloor < \lfloor yn \rfloor = j$ and expand $E([S^{(i)}(x)]^2[S^{(i)}(y)]^2)$ to obtain

$$\begin{aligned}
E([S^{(i)}(x)]^2[S^{(i)}(y)]^2) &= \frac{(T-k)^2(T-j)^2}{T^6 v_i^4} \mathbb{E} \left(\sum_{s,t,u,v=1}^{k,k,j,j} Y_{i,t} Y_{i,s} Y_{i,u} Y_{i,v} \right) \\
&\quad - 2 \frac{(T-k)^2(T-j)j}{T^6 v_i^4} \mathbb{E} \left(\sum_{s,t,u=1, v=j+1}^{k,k,j,T} Y_{i,s} Y_{i,t} Y_{i,u} Y_{i,v} \right) \\
&\quad + \frac{(T-k)^2 j^2}{T^6 v_i^4} \mathbb{E} \left(\sum_{s,t=1, u,v=j+1}^{k,k,T,T} Y_{i,s} Y_{i,t} Y_{i,u} Y_{i,v} \right) \\
&\quad - 2 \frac{(T-k)k(T-j)^2}{T^6 v_i^4} \mathbb{E} \left(\sum_{s=1, t=k+1, u,v=1}^{k,T,j,j} Y_{i,s} Y_{i,t} Y_{i,u} Y_{i,v} \right) \\
&\quad + 4 \frac{(T-k)k(T-j)j}{T^6 v_i^4} \mathbb{E} \left(\sum_{s=1, t=k+1, u=1, v=j+1}^{k,T,j,T} Y_{i,s} Y_{i,t} Y_{i,u} Y_{i,v} \right) \\
&\quad - 2 \frac{(T-k)k j^2}{T^6 v_i^4} \mathbb{E} \left(\sum_{s=1, t=k+1, u,v=j+1}^{k,T,T,T} Y_{i,s} Y_{i,t} Y_{i,u} Y_{i,v} \right) \\
&\quad + \frac{k^2(T-j)^2}{T^6 v_i^4} \mathbb{E} \left(\sum_{s,t=k+1, u,v=1}^{T,T,j,j} Y_{i,s} Y_{i,t} Y_{i,u} Y_{i,v} \right) \\
&\quad - 2 \frac{k^2(T-j)j}{T^6 v_i^4} \mathbb{E} \left(\sum_{s,t=k+1, u=1, v=j+1}^{T,T,j,T} Y_{i,s} Y_{i,t} Y_{i,u} Y_{i,v} \right) \\
&\quad + \frac{k^2 j^2}{T^6 v_i^4} \mathbb{E} \left(\sum_{s,t=k+1, u,v=j+1}^{T,T,T,T} Y_{i,s} Y_{i,t} Y_{i,u} Y_{i,v} \right) \\
&= A_{i,1} + A_{i,2} + A_{i,3} + A_{i,4} + A_{i,5} + A_{i,6} + A_{i,7} + A_{i,8} + A_{i,9}.
\end{aligned}$$

Exemplarily we look at $A_{i,1}$ which we divide into

$$\begin{aligned}
A_{i,1} &= \frac{(T-k)^2(T-j)^2}{T^6 v_i^4} \left[\mathbb{E} \left(\sum_{s,t,u,v=1}^{k,k,k,k} Y_{i,t} Y_{i,s} Y_{i,u} Y_{i,v} \right) + \mathbb{E} \left(\sum_{s,t=1, u,v=k+1}^{k,k,j,j} Y_{i,t} Y_{i,s} Y_{i,u} Y_{i,v} \right) \right] \\
&= \frac{(T-k)^2(T-j)^2}{T^6 v_i^4} (B_{i,1} + B_{i,2}).
\end{aligned}$$

We split $B_{1,i}$ further in parts which are substantial and parts which are negligible. Ordering such that $t \leq s \leq u \leq v$ and substituting $s-t=l$, $u-s=m$, $v-u=n$ yields

$$B_{1,i} = \sum_{t+l+m+n \leq k} \mathbb{E}(Y_{i,t} Y_{i,t+s} Y_{i,t+s+m} Y_{i,t+s+m+n}) a(s, m, n)$$

where $a(s, m, n)$ equals the number of permutations of $Y_{i,t} Y_{i,s+t} Y_{i,t+s+m} Y_{i,t+s+m+n}$. Now we want to apply Proposition 3 and split the expectations where the lag difference between the

random variables is largest:

$$\begin{aligned}
B_{1,i} &= \sum_{t+s+m+n \leq k, m, n < s} \mathbb{E}(Y_{i,t}) \mathbb{E}(Y_{i,t+s} Y_{i,t+s+m} Y_{i,t+s+m+n}) a(s, m, n) + R_{1,i} \\
&+ \sum_{t+s+m+n \leq k, s, n \leq m} \mathbb{E}(Y_{i,t} Y_{i,t+s}) \mathbb{E}(Y_{i,t+s+m} Y_{i,t+s+m+n}) a(s, m, n) + R_{2,i} \\
&+ \sum_{t+s+m+n \leq k, s, m < n} \mathbb{E}(Y_{i,t} Y_{i,t+s} Y_{i,t+s+m}) \mathbb{E}(Y_{i,t+s+m+n}) a(s, m, n) + R_{3,i} \\
&= R_{1,i} + R_{2,i} + R_{3,i} \\
&+ \sum_{t+s+m+n \leq k, s, n \leq m} \mathbb{E}(Y_{i,t} Y_{i,t+s}) \mathbb{E}(Y_{i,t+s+m} Y_{i,t+s+m+n}) a(s, m, n)
\end{aligned}$$

where by Proposition 3 and the integral criteria

$$\begin{aligned}
|R_{1,i} + R_{2,i} + R_{3,i}| &\leq 3 \cdot 24C_{16} \sum_{t+s+m+n \leq k, m, n \leq s} (1+s)^{-b} \\
&\leq 72kC_{16} \sum_{s=0}^{\infty} (s+1)^2 c(1+s)^{-b} \leq \frac{kC_{17}}{b-3}
\end{aligned}$$

and therefore $\sup_{i=1, \dots, N} \frac{(T-k)^2(T-j)^2}{T^6 v_i^4} |R_{1,i} + R_{2,i} + R_{3,i}| \rightarrow 0$. Now we turn towards the non vanishing part of $B_{1,i}$. We change summation another time to arrive at

$$\begin{aligned}
&\sum_{t+s+m+n \leq k, s, n \leq m} \mathbb{E}(Y_{i,t} Y_{i,t+s}) \mathbb{E}(Y_{i,t+s+m} Y_{i,t+s+m+n}) a(l, m, n) \\
&= \sum_{s=0}^k \sum_{n=0}^k 3 \sum_{m=\max(s,n)}^{k-s-n} (k-s-n-\max(s,n)-m) \gamma_i(s) \gamma_i(n) b(s, n) \\
&= 3 \sum_{s=0}^k \sum_{n=0}^k \gamma_i(s) \gamma_i(n) b(s, n) ((k-s-n-\max(s,n)+1)(k-s-n-\max(s,n)) \\
&\quad - \frac{(k-s-n+1)(k-s-n)}{2} + \frac{\max(s,n)(\max(s,n)-1)}{2}) = \frac{3}{2} k^2 v_i^4 + 3U_i \tag{A.16}
\end{aligned}$$

where $b(i, j) = \begin{cases} 1 & i, j = 0 \\ 2 & \text{for } (i, j) = (0, 1) \wedge (1, 0) \\ 4 & i, j > 0 \end{cases}$

and the factor 3 appears since there are three possibilities to partition four random variables into two pairs. The error U_i consists of a sum of autocovariances which do not appear in A.16 and one of autocovariances of improper quantity

$$\begin{aligned}
|U_i| &\leq 12k^2 \left| \sum_{m=0}^{\infty} \sum_{n=k+1}^{\infty} \gamma_i(m) \gamma_i(n) \right| + 12 \left| \sum_{s=0}^k \sum_{n=0}^k \gamma(s) \gamma(n) [5k(s+n) + (s+n)^2] \right| \\
&\leq C_{18} k^2 \int_k^{\infty} (1+s)^{-b} ds + C_{19} k \left(\int_0^{\infty} (1+s)^{-b+1} ds \right)^2 + C_{20} \left(\int_0^{\infty} (1+s)^{-b+2} ds \right)^2 \\
&= C_{18} \frac{k^{-b+3}}{b-1} + C_{19} k \left(\frac{1}{b-2} \right)^2 + C_{20} \left(\frac{1}{b-3} \right)^2
\end{aligned}$$

where the squared integrals arise through the integral criteria applied to the separated sums. Therefore we get $\sup_{i=1,\dots,N} \frac{(T-k)^2(T-j)^2}{T^6 v_i^4} |U_i| \rightarrow 0$. By analogous calculations one gets

$$\begin{aligned}
A_{1,1} &= \frac{(T-k)^2(T-j)^2(3k^2 + k(j-k))}{2T^6} + R_{i,4} \\
A_{i,2} &= R_{i,5} \\
A_{i,3} &= \frac{(T-k)^2 j^2 k(T-j)}{2T^6} + R_{i,6} \\
A_{i,4} &= -2 \frac{(T-k)k(T-j)^2 2k(j-k)}{2T^6} + R_{i,7} \\
A_{i,5} &= 4 \frac{(T-k)k(T-j)^2 jk}{2T^6} + R_{i,8} \\
A_{i,6} &= R_{i,9} \\
A_{i,7} &= \frac{k^2(T-j)^2((T-j)(j-k) + k(j-k) + (T-j)k + 3(j-k)^2)}{2T^6} + R_{i,10} \\
A_{i,8} &= -2 \frac{k^2(T-j)^2 j 2(j-k)}{2T^6} + R_{i,11} \\
A_{i,9} &= \frac{k^2 j^2 (3(T-j)^2 + (T-j)(j-k))}{2T^6} + R_{i,12}
\end{aligned}$$

with $\sup_{i \in 1,\dots,N} \sum_{k=4}^{12} |R_{i,k}| \rightarrow 0$. Term manipulations yield the desired covariance structure. \square

Step 3 of the Proof of Theorem 1. We show convergence of finite dimensional distributions. Let $k \in \mathbb{N}$ and x_1, \dots, x_k be arbitrary, by the Cramer Wold device it is sufficient (and necessary) to show convergence of linear combinations for arbitrary $\lambda_1, \dots, \lambda_k$. By change of summation we get

$$\sum_{j=1}^k \lambda_j W_{N,T}(x_j) = \frac{1}{N} \sum_{i=1}^N \underbrace{\sum_{j=1}^k \lambda_j \left(\left(S_T^{(i)}(x_j) \right)^2 - \frac{\lfloor x_j T \rfloor (T - \lfloor x_j T \rfloor)}{T^2} \right)}_{D_i}$$

where D_i are independent but not identically distributed. Since D_i also depends on T , we apply a central limit theorem for random arrays of Lyapunov type (see for example Serfling (1980) p. 30). Therefore one has to show

$$\frac{\sum_{i=1}^N \mathbb{E} \left(\sum_{j=1}^k \lambda_j [S_i^2(x_j) - \mathbb{E}\{S_i^2(x_j)\}] \right)^4}{\left(\sum_{i=1}^N \mathbb{E} \left[\sum_{j=1}^k \lambda_j \{S_i^2(x_j) - \mathbb{E}(S_i^2(x_j))\} \right]^2 \right)^2} \rightarrow 0. \tag{A.17}$$

For the nominator we repeatedly apply the c_r inequality and Proposition 6 to get

$$\begin{aligned}
& \sum_{i=1}^N \mathbb{E} \left(\sum_{j=1}^k \lambda_j [S_i^2(x_j) - \mathbb{E}\{S_i^2(x_j)\}] \right)^4 \\
& \leq 8^k \sum_{j=1}^k \lambda_j^4 \sum_{i=1}^N \mathbb{E}(S_i^2(x_j) - \mathbb{E}[S_i^2\{x_j\}])^4 \\
& \leq 8^{k+1} \sum_{j=1}^k \lambda_j^4 \sum_{i=1}^N \mathbb{E}(S_i^8(x_j)) + \mathbb{E}(S_i^2(x_j))^4 \\
& \leq 8^{k+2} \sum_{j=1}^k \lambda_j^4 \sum_{i=1}^N \left(\frac{1}{T^4} \mathbb{E} \left[\sum_{t=1}^{\lfloor x_j T \rfloor} Y_{i,t} \right]^8 + \frac{1}{T^4} \mathbb{E} \left[\sum_{t=\lfloor x_j T \rfloor + 1}^T Y_{i,t} \right]^8 \right. \\
& \quad \left. + \frac{1}{T^4} \left[\mathbb{E} \left(\sum_{t=1}^{\lfloor x_j T \rfloor} Y_{i,t} \right)^2 \right]^4 + \frac{1}{T^4} \left[\mathbb{E} \left(\sum_{t=\lfloor x_j T \rfloor + 1}^T Y_{i,t} \right)^2 \right]^4 \right) \\
& \leq 8^{k+2} \sum_{j=1}^k \lambda_j^4 N (G_2 + \tilde{G}_2^4).
\end{aligned}$$

For the denominator we exploit the cross-sectional independence and arrives at

$$\begin{aligned}
& \left(\sum_{i=1}^N \mathbb{E} \left(\sum_{j=1}^k \lambda_j (S_i^2(x_j) - \mathbb{E}(S_i^2(x_j))) \right) \right)^2 = \left(\sum_{i=1}^N \sum_{j,l=1}^k \lambda_j \lambda_l \text{Cov}(S_i^2(x_j), S_i^2(x_l)) \right)^2 \\
& = \left(\underbrace{\sum_{i=1}^N \sum_{j,l=1}^k \lambda_j \lambda_l \text{Cov}(\Gamma(x_j), \Gamma(x_l))}_M + \sum_{i=1}^N R_i \right)^2 \\
& = M^2 N^2 + 2MN \sum_{i=1}^N R_i + \left(\sum_{i=1}^N R_i \right)^2
\end{aligned}$$

where R_i denotes the remainder fulfilling $\sup_{i=1,\dots,N} R_i \rightarrow 0$, see the second step of the proof of Theorem 1. Since the Gaussian process Γ possesses a positive definite covariance function, we have $M > 0$ and the denominator grows of the order N^2 while the nominator only grows linearly in N , which proofs (A.17) and hence the asymptotic normality. Together with step 1 and step 2 this proves that the finite dimensional distributions of $(W_{N,T}(x))_{x \in [0,1]}$ converge against that of $(\Gamma(x))_{x \in [0,1]}$. \square

Step 4 of the Proof of Theorem 1. We want to apply the moment criteria of Billingsley (1968) (see page 95) and therefore look at the difference between $W_{N,T}(x)$ and $W_{N,T}(y)$. By an expan-

sion we see that we need bounds for four different moments

$$\begin{aligned}\mathbb{E}([W_{N,T}(x) - W_{N,T}(y)]^4) &= \frac{1}{N^2} \mathbb{E} \left(\left[\sum_{i=1}^N \underbrace{S_i^2(x) - \frac{\lfloor xT \rfloor (T - \lfloor xT \rfloor)}{T^2} - S_i^2(y) + \frac{\lfloor yT \rfloor (T - \lfloor yT \rfloor)}{T^2}}_{M_i} \right]^4 \right) \\ &= \frac{1}{N^2} \sum_{i \neq j \neq k \neq l} \mathbb{E}(M_i) \mathbb{E}(M_j) \mathbb{E}(M_k) \mathbb{E}(M_l) + \frac{1}{N^2} \sum_{i \neq j \neq k} \mathbb{E}(M_i^2) \mathbb{E}(M_j) \mathbb{E}(M_k) \\ &\quad + \frac{1}{N^2} \sum_{i \neq j} \mathbb{E}(M_i^3) \mathbb{E}(M_j) + \frac{1}{N^2} \sum_{i \neq j} \mathbb{E}(M_i^2) \mathbb{E}(M_j^2) + \frac{1}{N^2} \sum_{i=1}^N \mathbb{E}(M_i^4).\end{aligned}$$

In the first step of the proof of Theorem 1 it is shown that

$$|\mathbb{E}(M_i)| \leq \left| \mathbb{E} \left(S_i^2(x) - \frac{\lfloor xT \rfloor (T - \lfloor xT \rfloor)}{T^2} \right) \right| + \left| \mathbb{E} \left(S_i^2(y) + \frac{\lfloor yT \rfloor (T - \lfloor yT \rfloor)}{T^2} \right) \right| \leq \frac{C_{21}}{T},$$

where C_{21} is independent of i , x and y . Let $\lfloor Tx \rfloor = u < \lfloor Ty \rfloor = v$, for $\mathbb{E}(M_i^2)$ we apply Cauchy-Schwarz and c_r inequality to get

$$\begin{aligned}\mathbb{E}(M_i^2) &\leq 2\mathbb{E}([S_i(x)^2 - S_i(y)^2]^2) + 2 \left(\frac{\lfloor xT \rfloor (T - \lfloor xT \rfloor)}{T^2} - \frac{\lfloor yT \rfloor (T - \lfloor yT \rfloor)}{T^2} \right)^2 \\ &\leq \sqrt{\mathbb{E}([S_i(x) - S_i(y)]^4)} \sqrt{8\mathbb{E}([S_i(x)]^4) + 8\mathbb{E}([S_i(y)]^4)} + 2 \left(\frac{(v-u)(u-T-v)}{T^2} \right)^2.\end{aligned}$$

Using Proposition 6 one has

$$|\mathbb{E}(S_i(x)^4)| \leq \frac{8}{T^2 \delta^4} \mathbb{E} \left(\frac{T-u}{T} \sum_{t=1}^u Y_{i,t} \right)^4 + \frac{8}{T^2 \delta^4} \mathbb{E} \left(\frac{u}{T} \sum_{t=u+1}^T Y_{i,t} \right)^4 \leq C_{22}$$

and also

$$\mathbb{E}([S_i(x) - S_i(y)]^4) = \frac{8}{T^2 \delta^4} \mathbb{E} \left(\left[\sum_{t=u+1}^v Y_{i,t} \right]^4 \delta^4 \right) + \frac{8(v-u)^4}{T^6} \mathbb{E} \left(\sum_{t=1}^T Y_{i,t} \right)^4 \leq C_{23} \frac{(u-v)^2}{T^2}.$$

Together we have $\mathbb{E}(M_i^2) \leq C_{24} \frac{v-u}{T}$ and analogously $\mathbb{E}(M_i^4) \leq C_{25} \frac{(v-u)^2}{T^2}$ respectively $|\mathbb{E}(M_i^3)| \leq C_{26} \frac{(v-u)^{3/2}}{T^{3/2}}$. Since $N/T \rightarrow 0$, there is C_{27} such that $N/T \leq C_{27}^2$ and we arrive at

$$\begin{aligned}\mathbb{E}([W_{N,T}(x) - W_{N,T}(y)]^4) &\leq \frac{1}{N^2} N^4 \left(\frac{C_{21}}{T} \right)^4 + \frac{1}{N^2} N^3 C_{24} \frac{v-u}{T} \left(\frac{C_{21}}{T} \right)^2 \\ &\quad + \frac{1}{N^2} N^2 C_{26} \frac{(v-u)^{3/2}}{T^{3/2}} \frac{C_{21}}{T} + \left(C_{24} \frac{v-u}{T} \right)^2 + \frac{C_{25}}{N} \frac{(v-u)^2}{T^2} \\ &\leq C_{28} \frac{(v-u)^2}{T^2} + \frac{C_{29}}{T^2} + \frac{C_{30}(v-u)}{T^2} + \frac{C_{31}(v-u)^{3/2}}{T^{5/2}} \leq C_{32} |x-y|^2\end{aligned}$$

which proves tightness of the process. \square

²To emphasise that N, T jointly tend to infinity it is maybe more convenient to use $N(T)$ instead of N (respectively $T(N)$ instead of T). We have forgone on it for a better readability. However, the more elaborate notation is here superior. Since what is meant and used is that $N(T)/T \leq C_{27}$, $\forall T \in \mathbb{N}$.

Proof of Theorem 2. We assume that $|Y_{i,1}| \leq c_1$, $i = 1, \dots, N$, though the proof is completely analogous in the unbounded case. We first calculate the mean squared error of \hat{v}_i . Equations for variance and bias of \hat{v}_i are already known, see for example Anderson (1971) chapters eight and nine, though these are for known location. Denote therefore

$$\tilde{v}_i = \tilde{\gamma}_{i,0} + 2 \sum_{h=1}^{b_T} \tilde{\gamma}_{i,h} k\left(\frac{h}{b_T}\right) \quad \text{with} \quad \tilde{\gamma}_i(h) = \frac{1}{T} \sum_{t=1}^{N-h} (Y_{i,t} - \mathbb{E}(Y_{i,1})) (Y_{i,t+h} - \mathbb{E}(Y_{i,1}))$$

the long run variance with known location, where we continue to assume that $\mathbb{E}(Y_{i,1}) = 0$, $i = 1, \dots, N$. We denote $\bar{Y}_i = \frac{1}{T} \sum_{t=1}^T Y_{i,t}$ and describe \hat{v}_i by \tilde{v}_i :

$$\begin{aligned} \hat{v}_i^2 &= \tilde{v}_i^2 - \frac{1}{T} \sum_{t=1}^T Y_{i,t} \bar{Y}_i - 2 \sum_{h=1}^{b_T} \frac{1}{T} \sum_{t=1}^{T-h} Y_{i,t+h} \bar{Y}_i k\left(\frac{h}{b_T}\right) \\ &\quad - \frac{1}{T} \sum_{t=1}^T Y_{i,t} \bar{Y}_i - 2 \sum_{h=1}^{b_T} \frac{1}{T} \sum_{t=1}^{T-h} Y_{i,t} \bar{Y}_i k\left(\frac{h}{b_T}\right) + \sum_{h=-b_T}^{b_T} \frac{1}{T} \bar{Y}_i^2 k\left(\frac{h}{b_T}\right) \\ &= \tilde{v}_i^2 + R_1 + R_2 + R_3 + R_4 + R_5. \end{aligned}$$

Following the calculations of step 2 of the proof of Theorem 1 one finds upper bounds for the errors $R_1 + R_2$ respectively $R_3 + R_4$

$$E([R_1 + R_2]^2) \leq \frac{1}{T^4} 6 \sum_{h=0}^{b_T} \sum_{k=-b_T}^{b_T} (T^2 v_i^2 + C_{33} T) k\left(\frac{h}{b_T}\right) k\left(\frac{k}{b_T}\right) \leq C_{34} \frac{b_T^2}{T^2}$$

and Proposition 6 yields

$$E(R_3^2) \leq \frac{1}{T^6} \sum_{h=-b_T}^{b_T} \sum_{k=-b_T}^{b_T} T^2 C_{35} k\left(\frac{h}{b_T}\right) k\left(\frac{k}{b_T}\right) \leq \frac{b_T^2}{T^4} C_{36}.$$

Therefore we get

$$\mathbb{E}([\hat{v}_i^2 - \tilde{v}_i^2]^2) \leq C_{37} \frac{b_T^2}{T^2}. \quad (\text{A.18})$$

In the next step we calculate the bias of \tilde{v}_i^2 . straightforward calculations yield:

$$\begin{aligned} |E(\tilde{v}_i^2) - v_i^2| &= \left| E\left(\frac{1}{T} \sum_{t=1}^T Y_{i,t}^2 + 2 \frac{1}{T} \sum_{h=1}^{b_T} \sum_{t=1}^{T-h} Y_{i,t} Y_{i,t+h} k\left(\frac{h}{b_T}\right) \right) - \sum_{h=-\infty}^{\infty} \gamma_i(h) \right| \\ &\leq \left| 2 \sum_{h=1}^{b_T} \left(\left(1 - \frac{h}{T}\right) k\left(\frac{h}{b_T}\right) - 1 \right) \gamma_i(h) \right| + 2 \left| \sum_{h=b_T+1}^{\infty} \gamma_i(h) \right| \\ &\leq 2 \left| \sum_{h=1}^{b_T} \left(1 - k\left(\frac{h}{b_T}\right) \right) \gamma_i(h) \right| + 2 \left| \sum_{h=1}^{b_T} \gamma_i(h) k\left(\frac{h}{b_T}\right) \frac{h}{T} \right| + 2 \left| \sum_{h=b_T+1}^{\infty} \gamma_i(h) \right| \\ &= A_1 + A_2 + A_3. \end{aligned}$$

The sum A_1 describes the error which is generated by the kernel. To bound the error, we develop the kernel k around 0. Since the first $m - 1$ derivatives are 0 by Assumption 2 iv), the first

non-vanishing term is of order m . However to ensure that the remainder is negligible, we only develop the Taylor series up to order $s - 1$:

$$|A_1| \leq \sum_{h=1}^{b_T} C_{38}(1+h)^{-b} \left(\frac{h}{b_T}\right)^s \leq \frac{1}{b_T^s} C_{39} \sum_{h=1}^{\infty} (1+h)^{-b+s} = \frac{1}{b_T^s} C_{40}. \quad (\text{A.19})$$

Assumption 1 2) a) ii) and the integral criterion yields $|A_2| \leq \frac{C_{41}}{T}$ and $|A_3| \leq C_{42}b_T^{-b+1}$ and therefore

$$|E(\tilde{v}_i^2) - v_i^2| \leq \frac{1}{b_T^s} C_{40} + \frac{C_{41}}{T} + C_{42}b_T^{-b+1}. \quad (\text{A.20})$$

Now we turn our attention to the variance of \tilde{v}_i , where the following expansion is known (see for example Anderson (1971), page 528, chapter 9.3.3)

$$\begin{aligned} \text{Var}(\tilde{v}_i) &= \frac{1}{T} \sum_{g,h=-b_T}^{b_T} k\left(\frac{h}{b_T}\right) k\left(\frac{g}{b_T}\right) \sum_{r=-T+1}^{T-1} \phi(r, g, h) \\ &\quad \cdot (\gamma_i(r)\gamma_i(r+h-g) + \gamma_i(r-g)\gamma_i(r+g) + \kappa_i(h, -r, g-r)) \\ &= B_1 + B_2 + B_3 \end{aligned}$$

where $\kappa_i(r, s, t) = \mathbb{E}(Y_{i,1}Y_{i,r+1}Y_{i,s+1}, Y_{i,t+1}) - \gamma(r)\gamma(t-r) - \gamma(s)\gamma(t-r) - \gamma(t)\gamma(s-r)$ for $r, s, t \in \mathbb{N}$ is the fourth order cumulant and the formal definition of $\phi(r, g, h)$ can be found on page 528 of Anderson (1971). For us it is only important that $|\phi(r, g, h)| \leq 1$. Following the calculations in Anderson (1971) we get

$$\begin{aligned} |B_2| &\leq \left| \frac{1}{T} \sum_{g,h=-b_T}^{b_T} \sum_{r=\max(g-b_T, h-b_T, -T+1)}^{\min(g+b_T, h+b_T, T-1)} \phi_T(r, r-g, h-r) k\left(\frac{r-g}{b_T}\right) k\left(\frac{h-r}{b_T}\right) \gamma_i(g)\gamma_i(h) \right| \\ &\quad + \left(\frac{8b_T}{T} + \frac{4}{b_T T} \right) \sum_{g=-\infty}^{\infty} \sum_{h=b_T+1}^{\infty} R |\gamma_i(g)\gamma_i(h)| = D_1 + D_2 \end{aligned}$$

where Proposition 3 yields $|D_1| \leq C_{43} \frac{b_T}{T}$, $|D_2| \leq C_{44} \frac{b_T}{T}$ and similar arguments reveal $|B_1| \leq C_{45} \frac{b_T}{T}$. We rearrange the sum of cumulants and split the expectation with Proposition 3 where the lag difference is largest

$$\begin{aligned} |B_3| &\leq \frac{8R}{T} \sum_{r,s,t=0}^{\infty} |\kappa(r, s, t)| \\ &\leq \frac{24R}{T} \sum_{r,s,t=0}^{\infty} |\kappa(r, r+s, r+s+t)| \\ &\leq \frac{24R}{T} \sum_{r=0}^{\infty} \sum_{s,t \leq r} |\mathbb{E}(Y_{i,1})\mathbb{E}(Y_{i,1+r}Y_{i,1+r+s}Y_{i,1+r+s+t}) - \gamma_i(r)\gamma_i(t)| \\ &\quad + \frac{24R}{T} \sum_{s=0}^{\infty} \sum_{r,t \leq s} |\mathbb{E}(Y_{i,1}Y_{i,r+1})\mathbb{E}(Y_{i,1+r+s}Y_{i,1+r+s+t}) - \gamma_i(r)\gamma_i(t)| \\ &\quad + \frac{24R}{T} \sum_{t=0}^{\infty} \sum_{r,s \leq t} |\mathbb{E}(Y_{i,1}Y_{i,r+1}Y_{i,1+r+s})\mathbb{E}(Y_{i,1+r+s+t}) - \gamma_i(r)\gamma_i(t)| \\ &\quad + \frac{24R}{T} \sum_{r,s,t=0}^{\infty} |\gamma_i(r+s)\gamma_i(s+t)| + \frac{24R}{T} \sum_{r,s,t=0}^{\infty} |\gamma_i(r+s+t)\gamma_i(s)| = F_1 + F_2 + F_3 + F_4 + F_5. \end{aligned}$$

We look exemplarily at F_1, F_2 and F_4 :

$$\begin{aligned}
F_1 &\leq \frac{C_{46}}{T} \sum_{r=0}^{\infty} r^2 (1+r)^{-b} + \frac{C_{47}}{T} \sum_{r=0}^{\infty} r (1+r)^{-b} \leq \frac{C_{48}}{T} \\
F_2 &\leq \frac{C_{49}}{T} \sum_{s=0}^{\infty} r^2 (1+s)^{-b} + \frac{C_{50}}{T} \sum_{s=0}^{\infty} \sum_{r=s+1}^{\infty} (1+r)^{-b} \sum_{t=0}^{\infty} (1+t)^{-b} \\
&\leq \frac{C_{51}}{T} + \sum_{s=0}^{\infty} \frac{C_{52}}{T} (1+s)^{-b+1} \leq \frac{C_{53}}{T} \\
F_4 &= \frac{C_{54}}{T} \sum_{s=0}^{\infty} \sum_{r=s+1}^{\infty} (1+r)^{-b+1} \sum_{t=s+1}^{\infty} (1+t)^{-b+1} \leq \frac{C_{55}}{T}
\end{aligned}$$

So we finally arrive at

$$\text{Var}(\tilde{v}_i) \leq \frac{C_{56} b_T}{T} \quad (\text{A.21})$$

and therefore by (A.18), (A.20) and (A.21)

$$\mathbb{E}([\hat{v}_i^2 - v_i^2]^2) \leq C_{57} \frac{b_T^2}{T^2} + C_{58} b_T^{-2s} + C_{59} b_T^{-2b+2} + C_{60} \frac{b_T}{T}. \quad (\text{A.22})$$

Now we show that the long run variance estimations \hat{v}_i are bounded from below for large T, N . Denote by $D_{N,T}$ the event that $\hat{v}_i^2 > v_i^2/2$, $i = 1, \dots, N$, then

$$\begin{aligned}
P(D_{N,T}) &\geq 1 - \sum_{i=1}^N P(\hat{v}_i^2 < v_i^2/2) \\
&\geq 1 - \sum_{i=1}^N P(|\hat{v}_i^2 - v_i^2| \geq v_i^2/2) \\
&\geq 1 - 4 \left(C_{57} \frac{b_T^2}{T^2} + C_{58} b_T^{-2m} + C_{59} b_T^{-2b+2} + C_{60} \frac{b_T}{T} \right) \sum_{i=1}^N \frac{1}{v_i^4} \rightarrow 1
\end{aligned}$$

and therefore it is enough to prove Theorem 2 on $D_{N,T}$. In the following we show that the difference between $W_{N,T}(x)$ and $\tilde{W}_{N,T}(x)$ is negligible for every $x \in [0, 1]$. By an expansion one can extract the error of the long run variance estimation from the difference

$$\begin{aligned}
W_{N,T}(x) - \tilde{W}_{N,T}(x) &= \frac{1}{\sqrt{N}} \sum_{i=1}^N \left(\frac{1}{\hat{v}_i^2} - \frac{1}{v_i^2} \right) \left(\frac{1}{T} \left[\sum_{t=1}^{\lfloor Tx \rfloor} Y_{i,t} - \frac{\lfloor Tx \rfloor}{T} \sum_{t=1}^T Y_{i,t} \right]^2 - v_i^2 \frac{\lfloor Tx \rfloor (T - \lfloor Tx \rfloor)}{T^2} \right) \\
&\quad + \frac{\lfloor Tx \rfloor (T - \lfloor Tx \rfloor)}{T^2} \frac{1}{\sqrt{N}} \sum_{i=1}^N \frac{v_i^2 - \hat{v}_i^2}{\hat{v}_i^2} = G_1 + G_2. \quad (\text{A.23})
\end{aligned}$$

The second term of (A.23) can be bounded by (A.18), (A.20) and (A.22)

$$\begin{aligned}
\mathbb{E}(G_2^2) &\leq \frac{1}{N} \sum_{i \neq j} \frac{4}{v_i^2 v_j^2} |\mathbb{E}(\hat{v}_i^2 - v_i^2) \mathbb{E}(\hat{v}_j^2 - v_j^2)| + \frac{1}{N} \sum_{i=1}^N \frac{4}{v_i^4} \mathbb{E}(\hat{v}_i^2 - v_i^2)^2 \\
&\leq C_{61} N \left(\frac{b_T^2}{T^2} + \frac{1}{b_T^{2s}} + \frac{1}{T^2} + b_T^{-2b+2} \right) + C_{62} \left(\frac{b_T^2}{T^2} + b_T^{-2s} + b_T^{-2b+2} + \frac{b_T}{T} \right) \rightarrow 0.
\end{aligned}$$

Using the Cauchy-Schwarz inequality and (A.22) one gets for E_1 :

$$\begin{aligned} \mathbb{E}(|E_1|) &\leq \frac{1}{\sqrt{N}} \sum_{i=1}^N \frac{4}{\delta^4} \sqrt{\mathbb{E}([\hat{v}_i^2 - v_i^2]^2)} \\ &\leq \sqrt{N} \sqrt{C_{62} \left(\frac{b_T^2}{T^2} + b_T^{-2s} + b_T^{-2b+2} + \frac{b_T}{T} \right)} \sqrt{\left(1 + \frac{C_{63}}{T^2} \right)} \rightarrow 0 \end{aligned}$$

where C_{63} can be calculated based on step 1 and 2 of the Proof of Theorem 1. The tightness of $(\tilde{W}_{N,T}(x) - W_{N,T}(x))_{x \in [0,1]}$ can be proved like the tightness of $W_{N,T}(x)$ using that \hat{v}_i is bounded from below, which completes the proof. \square

The proof of Theorem 3 consists of three steps:

- showing pointwise convergence $\check{W}_{N,T}(x) - \tilde{W}_{N,T}(x) \rightarrow 0$, $\forall x \in [0,1]$, under known long run variances,
- proving tightness of $(\check{W}_{N,T}(x) - \tilde{W}_{N,T}(x))_{x \in [0,1]}$ under known long run variances,
- verifying $\sup_{x \in [0,1]} |\check{W}_{N,T}(x) - \tilde{W}_{N,T}(x)| \rightarrow 0$ under estimated long run variances.

First denote $E_{N,T}$ the event that $\hat{\sigma}_i \geq \sigma_i/2$ for $i = 1, \dots, N$, then

$$P(E_{N,T}) \geq 1 - \sum_{i=1}^N P(|\hat{\sigma}_i - \sigma_i| > \sigma_i/2) \geq 1 - c_2 NT^{-\alpha}. \quad (\text{A.24})$$

We use A.24 to bound the probability $F_{N,T}$, which is the event that $|\hat{\mu}_i - \mu_i| \leq c_1 T^{-\beta}$ and $|\frac{1}{\hat{\sigma}_i} - \frac{1}{\sigma_i}| \leq 4 \frac{c_1}{\delta^2} T^{-\beta}$ for $i = 1, \dots, N$:

$$\begin{aligned} P(F_{N,T}) &\geq 1 - \sum_{i=1}^N c_2 T^{-\alpha} - \sum_{i=1}^N \left[P\left(\frac{\hat{\sigma}_i - \sigma_i}{\sigma_i \hat{\sigma}_i} | E_{N,T}\right) P(E_{N,T}) - P\left(\frac{\hat{\sigma}_i - \sigma_i}{\sigma_i \hat{\sigma}_i} | \bar{E}_{N,T}\right) P(\bar{E}_{N,T}) \right] \\ &\geq 1 - c_2 NT^{-\alpha} - c_2 NT^{-\alpha} - c_2 NT^{-\alpha} \rightarrow 0 \end{aligned}$$

and so we can proof Theorem 3 under $F_{N,T}$. Let furthermore w.l.o.g $\mu_i = 0$, $\sigma_i = 1$, $i = 1, \dots, N$.

Proof of step 1 of Theorem 3. The expansion

$$\Psi_i \left(\frac{X_{i,t} - \hat{\mu}_i}{\hat{\sigma}_i} \right) = \Psi_i \left(X_{i,t} + X_{i,t} \left(\frac{1}{\hat{\sigma}} - 1 \right) - \hat{\mu}_i \left(\frac{1}{\hat{\sigma}_i} - 1 \right) - \hat{\mu}_i \right)$$

is almost impossible to work with, since $\hat{\mu}_i$ and $\hat{\sigma}_i$ depend on $(X_{i,t})_{t=1, \dots, T}$. Instead one can look at $\Psi_i(X_{i,t} + X_{i,t} dT^{-\beta} + eT^{-\beta}) = Z_{i,T}(d, e)$, where d and e are non random with $|d| \leq c_1$ respectively $e \leq \max(c_1, 4 \frac{c_1}{\delta^2})$, since we are in the case of $D_{N,T}$. Denote

$$\bar{S}_{T,d,e}^{(i)}(x) = \frac{1}{\sqrt{T} v_i} \left(\sum_{t=1}^{\lfloor Tx \rfloor} Z_{i,t}(d, e) - \frac{\lfloor Tx \rfloor}{T} \sum_{t=1}^T Z_{i,t}(d, e) \right), \quad x \in [0, 1]$$

the disturbed CUSUM-statistic

$$\bar{W}_{N,T,d,e}(x) = \frac{1}{\sqrt{N}} \sum_{i=1}^N \left(\left(\bar{S}_{T,d,e}^{(i)}(x) \right)^2 - \frac{\lfloor xT \rfloor (T - \lfloor xT \rfloor)}{T^2} \right), \quad x \in [0, 1]$$

the related panel-CUSUM. To prove

$$\sup_{d,e \in [-c_1, c_1]} |W_{N,T}(x) - \bar{W}_{N,T,d,e}(x)| \rightarrow 0, \quad x \in (0, 1)$$

we have to bound the difference between the squared individual CUSUM-statistics

$$\begin{aligned} & \left(\bar{S}_{T,d,e}^{(i)}(x) \right)^2 - \left(S^{(i)}(x) \right)^2 \\ &= \frac{1}{\sqrt{T}v_i} \left(\sum_{t=1}^k Z_{i,T}(d,e) - \frac{k}{T} \sum_{t=1}^T Z_{i,T}(d,e) - \sum_{t=1}^k \Psi_i(X_{i,t}) + \frac{k}{T} \sum_{t=1}^T \Psi_i(X_{i,t}) \right) \\ & \cdot \frac{1}{\sqrt{T}v_i} \left(\sum_{t=1}^k Z_{i,T}(d,e) - \frac{k}{T} \sum_{t=1}^T Z_{i,T}(d,e) + \sum_{t=1}^k \Psi_i(X_{i,t}) - \frac{k}{T} \sum_{t=1}^T \Psi_i(X_{i,t}) \right) = A_i B_i. \end{aligned}$$

We will show that $\mathbb{E}(B_i^2)$ is bounded while $\mathbb{E}(A_i^2)$ converges to 0 sufficiently fast. Essential in both calculations is a Taylor expansions of order m for $Z_{i,t}(d,e)$ around $X_{i,t}$ for $t = 1, \dots, T$:

$$\begin{aligned} Z_{i,t}(d,e) &= \Psi_i(X_{i,t}) + \sum_{k=1}^m \frac{\Psi_i^{(k)}(X_{i,t})}{k!} \left(X_{i,t} d T^{-\beta} + e T^{-\beta} \right)^k \\ &+ \frac{\Psi_i^{(m+1)}(\xi_{i,t})}{(m+1)!} \left(X_{i,t} d T^{-\beta} + e T^{-\beta} \right)^{m+1} \end{aligned} \quad (\text{A.25})$$

for some $\xi_{i,t} \in [X_{i,t} - X_{i,t} d T^{-\beta} - e T^{-\beta}, X_{i,t} + X_{i,t} d T^{-\beta} + e T^{-\beta}]$. Denote

$$U_i^{(r,s)}(k) = \begin{cases} \sum_{t=1}^k \Psi_i^{(r)}(X_{i,t}) X_{i,t}^s - \frac{k}{T} \sum_{t=1}^T \Psi_i^{(r)}(X_{i,t}) X_{i,t}^s & r = 0, \dots, m \\ \sum_{t=1}^k \Psi_i^{(r)}(\xi_{i,t}) X_{i,t}^s - \frac{k}{T} \sum_{t=1}^T \Psi_i^{(r)}(\xi_{i,t}) X_{i,t}^s & r = m+1 \end{cases}, \quad s \leq m$$

the non standardized CUSUM statistics which arises from the r -th Taylor-summand in (A.25). In A_i the original CUSUM $U_i^{(0,0)}(k)$ cancels out and by repeated application of the c_r inequality we obtain:

$$\mathbb{E}(A_i^2) \leq \sum_{r=1, \dots, m+1, s \leq m} \frac{2^{(m+1)(m+2)/2-1}}{T v_i^2} d^{2s} e^{2(r-s)} T^{-2\beta r} \frac{\binom{r}{s}}{r!} \mathbb{E} \left(\left[U_i^{(r,s)}(k) \right]^2 \right)$$

Because of assumption i) of Theorem 3 the processes $\left(\Psi_i(X_{i,t})^{(r)} X_{i,t}^s \right)_{t \in \mathbb{N}}$ is also P-NED for $r = 1, \dots, m$ and $s \leq m$, so we can apply the same calculations as in step 1 of the proof of Theorem 1 and receive $\frac{1}{T} \mathbb{E} \left(\left[U_i^{(r,s)}(k) \right]^2 \right) \leq C_{63} + \frac{C_{64}}{T}$ for $r = 1, \dots, m$. For $m+1$ we use the upper bounds c and d of assumption i) and ii) of Theorem 3 to obtain $\frac{1}{T^2} \mathbb{E} \left(\left[U_i^{(r,s)}(k) \right]^2 \right) \leq C_{63}$.

So we have $\mathbb{E}(A_i^2) \leq C_{65} T^{-2\beta} + 2C_{64} T^{-2\beta(m+1)+1}$ and by the same calculations $\mathbb{E}(B_i^2) \leq C_{66} + C_{67} T^{-2\beta} + C_{68} T^{-2\beta(m+1)+1}$. Finally we apply the Cauchy-Schwarz inequality to obtain

$$\sup_{d,e \in [-c_1, c_1]} E(|W_{N,T}(x) - \bar{W}_{N,T,d,e}(x)|) \leq \frac{1}{\sqrt{N}} \sum_{i=1}^N \left(C_{69} T^{-\beta} + C_{70} T^{-(m+1)\beta+1/2} \right) \rightarrow 0$$

which implies pointwise convergence. \square

Step 2 of the proof of Theorem 3. Denote $Tx = u > v = Ty$, like in step 4 of the proof of Theorem 1, we want to apply the tightness criterion of Billingsley (1968). But before we use the Taylor expansion (A.25)

$$\begin{aligned} W_{N,T}(x) - \bar{W}_{N,T,d}(x) &= \frac{1}{\sqrt{N}} \sum_{i=1}^N \left[\frac{1}{Tv_i^2} U_i^{(0,0)}(u)^2 - \frac{1}{Tv_i^2} \left(\sum_{r=0,\dots,m+1, s \leq r} a_{r,s} U_i^{(r,s)}(u) \right)^2 \right] \\ &= \sum_{r=0,\dots,m+1, s \leq r} \sum_{n=0,\dots,m+1, p \leq n} \frac{1}{\sqrt{N}} \sum_{i=1}^N \frac{1}{Tv_i^2} a_{r,s} a_{n,p} U_i^{(r,s)}(u) U_i^{(n,p)}(u) \end{aligned}$$

where $a_{r,s} = \frac{d^s e^{r-s} T^{-\beta r} \binom{r}{s}}{r!}$ to see that we only need to proof tightness for the individual summands

$$(A_{N,T}(x)^{rsnp})_{x \in [0,1]} = \left(\frac{1}{\sqrt{N}} \sum_{i=1}^N \frac{1}{Tv_i^2} a_{r,s} a_{n,p} U_i^{(r,s)}(\lfloor Tx \rfloor) U_i^{(n,p)}(\lfloor Tx \rfloor) \right)_{x \in [0,1]}$$

for $r, n = 1, \dots, m+1$, $s \leq r$ and $p \leq n$. Denote

$$M_i^{(rsnp)} = \frac{1}{Tv_i^2} a_{r,s} a_{n,p} U_i^{(r,s)}(u) U_i^{(n,p)}(u) - \frac{1}{Tv_i^2} a_{r,s} a_{n,p} U_i^{(r,s)}(v) U_i^{(n,p)}(u),$$

then we expand the difference of the fourth moment to

$$\begin{aligned} &\mathbb{E}(|A_{N,T}(x)^{rsnp} - A_{N,T}(y)^{rsnp}|^4) \\ &= \frac{1}{N^2} \sum_{t \neq u \neq v \neq w} \mathbb{E}(M_t^{(rsnp)}) \mathbb{E}(M_u^{(rsnp)}) \mathbb{E}(M_v^{(rsnp)}) \mathbb{E}(M_w^{(rsnp)}) \\ &+ \frac{1}{N^2} \sum_{t \neq u \neq v} \mathbb{E} \left(\left[M_t^{(rsnp)} \right]^2 \right) \mathbb{E}(M_u^{(rsnp)}) \mathbb{E}(M_v^{(rsnp)}) + \frac{1}{N^2} \sum_{t \neq u} \mathbb{E} \left(\left[M_t^{(rsnp)} \right]^3 \right) \mathbb{E}(M_u^{(rsnp)}) \\ &+ \frac{1}{N^2} \sum_{t \neq u} \mathbb{E} \left(\left[M_t^{(rsnp)} \right]^2 \right) \mathbb{E} \left(\left[M_u^{(rsnp)} \right]^2 \right) + \frac{1}{N^2} \sum_{t=1}^N \mathbb{E} \left(\left[M_t^{(rsnp)} \right]^4 \right). \end{aligned}$$

Exemplarily we look at $\mathbb{E}(M_i^{(jk)})$. If $j, k < m+1$ we can apply Proposition 6 to get

$$\begin{aligned} |\mathbb{E}(M_i^{(rsnp)})| &= \left| \frac{a_{r,s} a_{n,p}}{Tv_i^2} \mathbb{E} \left(\left[\sum_{t=1}^{\lfloor Tx \rfloor} \Psi_i^{(r)}(X_{i,t}) X_{i,t}^s - \frac{\lfloor Tx \rfloor}{T} \sum_{t=1}^T \Psi_i^{(r)}(X_{i,t}) X_{i,t}^s \right] \right. \right. \\ &\quad \cdot \left[\sum_{t=\lfloor Ty \rfloor+1}^{\lfloor Tx \rfloor} \Psi_i^{(n)}(X_{i,t}) X_{i,t}^p - \frac{\lfloor Tx \rfloor - \lfloor Ty \rfloor}{T} \sum_{t=1}^T \Psi_i^{(n)}(X_{i,t}) X_{i,t}^p \right] \\ &\quad - \left[\sum_{t=1}^{\lfloor Ty \rfloor} \Psi_i^{(n)}(X_{i,t}) X_{i,t}^p - \frac{\lfloor Ty \rfloor}{T} \sum_{t=1}^T \Psi_i^{(n)}(X_{i,t}) X_{i,t}^p \right] \\ &\quad \cdot \left. \left[\sum_{t=\lfloor Ty \rfloor+1}^{\lfloor Tx \rfloor} \Psi_i^{(r)}(X_{i,t}) X_{i,t}^s - \frac{\lfloor Tx \rfloor - \lfloor Ty \rfloor}{T} \sum_{t=1}^T \Psi_i^{(r)}(X_{i,t}) X_{i,t}^s \right] \right) \Bigg| \\ &\leq \frac{a_{r,s} a_{n,p}}{\delta} \left(\sqrt{C_{71} \lfloor Tx \rfloor} \sqrt{C_{72}(\lfloor Tx \rfloor - \lfloor Ty \rfloor)} + \sqrt{C_{73} \lfloor Tx \rfloor} \sqrt{C_{74}(\lfloor Tx \rfloor - \lfloor Ty \rfloor)} \right) \\ &\leq C_{78} T^{-\beta(r+n)} \sqrt{x-y} \end{aligned}$$

Analogously one can prove $\mathbb{E}([M_i^{rsnp}]^2) \leq T^{-2\beta(n+p)} C_{79}(x-y)$, $|\mathbb{E}([M_i^{rsnp}]^3)| \leq C_{80} T^{-3\beta(j+k)}(x-y)^{\frac{3}{2}}$ and $\mathbb{E}([M_i^{rsnp}]^4) \leq C_{81} T^{-4\beta(n+p)}(x-y)^2$ so that

$$\mathbb{E}(|A_{N,T}(x)^{rsnp} - A_{N,T}(y)^{rsnp}|^4) \leq C_{82} T^{-4\beta(j+k)}(x-y)^2 \left(N^2 + N + 1 + \frac{1}{N} \right) \rightarrow 0$$

which proves tightness. We cannot use Proposition 6 for the Taylor-remainders which occur if $j = m+1$ or $k = m+1$. In this cases we use assumption ii) of Theorem 3 to get

$$\mathbb{E} \left\{ \left[\sum_{i=1}^T \Psi_i^{(m+1)}(\xi_{i,t}) X_{i,t}^s \right]^k \right\} \leq T^k d. \quad (\text{A.26})$$

So if only one of r, n equals $m+1$ we have

$$\mathbb{E}(|B_{N,T}(x)^{rs(m+1)p} - B_{N,T}(y)^{rs(m+1)p}|^4) \leq C_{83} T^{-4\beta(r+m+1)+2}(x-y)^2 \left(N^2 + N + 1 + \frac{1}{N} \right) \rightarrow 0$$

respectively if both are $m+1$

$$\begin{aligned} \mathbb{E}(|B_{N,T}(x)^{(m+1)s(m+1)p} - B_{N,T}(y)^{(m+1)s(m+1)p}|^4) \\ \leq C_{84} T^{-8\beta(m+1)+4}(x-y)^2 \left(N^2 + N + 1 + \frac{1}{N} \right) \rightarrow 0. \end{aligned}$$

□

Step 3 of the proof of Theorem 3. We continue to assume that w.l.o.g. $\mu_i = 0, \sigma_i = 1$ for $i = 1, \dots, N$. The proof follows that of Theorem 2. We first show that the difference between the long run variance with known standardization \check{v}_i and the long run variance with estimated standardization

$$\check{v}_i = \check{\gamma}_{i,0} + 2 \sum_{i=0}^{b_{i,T}} \check{\gamma}_{i,h} k \left(\frac{h}{b_T} \right), \quad i = 1, \dots, N,$$

with

$$\check{\gamma}_i(h) = \frac{1}{T} \sum_{t=1}^{N-h} \left(\Psi_i \left[\frac{X_{i,t} - \mu_T^{(i)}}{\sigma_T^{(i)}} \right] - \check{Y}_i \right) \left(\Psi_i \left[\frac{X_{i,t} - \mu_T^{(i)}}{\sigma_T^{(i)}} \right] - \check{Y}_i \right), \quad h = 0, \dots, T-1,$$

and $\check{Y}_i = \frac{1}{T} \sum_{t=1}^T \Psi_i \left(\frac{X_{i,t} - \mu_T^{(i)}}{\sigma_T^{(i)}} \right)$ converge with rate $T^{-\min(2\beta, 2\beta(m+1)-1)}$. We use the Taylor series (A.25) and denote $Z_{i,t}^{(k,l)} = \Psi_i(X_{i,t})^{(k)} X_{i,t}^l - \frac{1}{T} \sum_{r=1}^T \Psi_i(X_{i,r})^{(k)} X_{i,t}^l$ to obtain

$$\begin{aligned} \check{v}_i^2 - \check{v}_i^2 = \frac{1}{T} \sum_{s,t=1}^T \left(\Psi_i(X_{i,t}) - \frac{1}{T} \sum_{r=1}^T \Psi_i(X_{i,r}) \right) \left(\Psi_i(X_{i,s}) - \frac{1}{T} \sum_{r=1}^T \Psi_i(X_{i,r}) \right) k \left(\frac{s-t}{b_T} \right) \\ - \sum_{k=0, l \leq k}^{m+1} \sum_{n=0, p \leq n}^{m+1} a_{k,l} a_{n,p} \frac{1}{T} \sum_{s,t=1}^T Z_{i,t}^{(k,l)} Z_{i,t}^{(n,p)} k \left(\frac{s-t}{b_T} \right). \end{aligned} \quad (\text{A.27})$$

So by (A.27) and the c_r inequality we see

$$\mathbb{E} \left([\hat{v}_i^2 - \check{v}_i^2]^2 \right) \leq 2^{\frac{(m+2)(m+1)}{2}-1} \sum_{k=0, l \leq k}^{m+1} \sum_{n=0, p \leq n}^{m+1} a_{k,l}^2 a_{n,p}^2 \frac{1}{T^2} \mathbb{E} \left(\left[\sum_{s,t=1}^T Z_{i,t}^{(k,l)} Z_{i,t}^{(n,p)} k \left(\frac{s-t}{b_T} \right) \right]^2 \right)$$

and

$$\begin{aligned}
& \frac{1}{T^2} \mathbb{E} \left(\left[\sum_{s,t=1}^T Z_{i,t}^{(k,l)} Z_{i,s}^{(n,p)} k \left(\frac{s-t}{b_T} \right) \right]^2 \right) \\
& \leq \frac{2^4}{T^2} \mathbb{E} \left(\left[\sum_{s,t=1}^T \Psi(X_{i,t})^{(k)} X_{i,t}^l \Psi(X_{i,s})^{(n)} X_{i,s}^p k \left(\frac{s-t}{b_T} \right) \right]^2 \right) \\
& + \frac{2^4}{T^4} \mathbb{E} \left(\left[\sum_{s,t,r=1}^T \Psi(X_{i,t})^{(k)} X_{i,t}^l \Psi(X_{i,r})^{(n)} X_{i,r}^p k \left(\frac{s-t}{b_T} \right) \right]^2 \right) \\
& + \frac{2^4}{T^4} \mathbb{E} \left(\left[\sum_{s,t,r=1}^T \Psi(X_{i,r})^{(k)} X_{i,r}^l \Psi(X_{i,s})^{(n)} X_{i,s}^p k \left(\frac{s-t}{b_T} \right) \right]^2 \right) \\
& + \frac{2^4}{T^6} \mathbb{E} \left(\left[\sum_{s,t,r,u=1}^T \Psi(X_{i,r})^{(k)} X_{i,r}^l \Psi(X_{i,u})^{(n)} X_{i,u}^p k \left(\frac{s-t}{b_T} \right) \right]^2 \right) = A_1 + A_2 + A_3 + A_4.
\end{aligned}$$

We exemplarily look at A_1 . Let $r, n < m + 1$, like in the proof of Proposition 5 we want to rearrange the summands and split the expectations where the time lag is largest by applying Proposition 4. Here we have the problem that we apply two different functions $g_1(x) = \Psi^{(k)}(x)x^l$ and $g_2(x) = \Psi^{(n)}(x)x^p$ to the random variables $X_{i,t}$, so after the rearrangement we have six different sums, the one where g_1 is applied to the two random variables with two smallest indices and g_2 to the other and so on:

$$\begin{aligned}
A_1 & \leq 4 \sum_{\substack{a,b,c,d \in \{1,2\} \\ a+b+c+d=6}} \sum_{1 \leq s \leq t \leq u \leq v \leq T} |\mathbb{E}[g_a(X_{i,s}), g_b(X_{i,t}), g_c(X_{i,u}), g_d(X_{i,v})]| \\
& \leq 4 \sum_{\substack{a,b,c,d \in \{1,2\} \\ a+b+c+d=6}} \sum_{\substack{s,t,u,v=1 \\ s+t+u+v \leq T}} |\mathbb{E}[g_a(X_{i,s}), g_b(X_{i,s+t}), g_c(X_{i,s+t+u}), g_d(X_{i,s+t+u+v})]| \\
& \leq 4T \sum_{\substack{a,b,c,d \in \{1,2\} \\ a+b+c+d=6}} \left(\sum_{u,v \leq t} |\mathbb{E}[g_a(X_{i,s}), g_b(X_{i,s+t}), g_c(X_{i,s+t+u}), g_d(X_{i,s+t+u+v})]| \right. \\
& + \sum_{t,v \leq u} |\mathbb{E}[g_a(X_{i,s}), g_b(X_{i,s+t}), g_c(X_{i,s+t+u}), g_d(X_{i,s+t+u+v})]| \\
& \left. + \sum_{t,u \leq v} |\mathbb{E}[g_a(X_{i,s}), g_b(X_{i,s+t}), g_c(X_{i,s+t+u}), g_d(X_{i,s+t+u+v})]| \right) = B_1 + B_2 + B_3.
\end{aligned}$$

Proposition 4 yields

$$B_1 \leq C_{85} T \sum_{t=1} t^2 (1+t)^{-b} = TC_{86} \geq B_3$$

and

$$\begin{aligned}
B_2 &\leq TC_{86} + C_{87} \sum_{\substack{a, b, c, d \in \{1, 2\} \\ a + b + c + d = 6}} \sum_{u, v=1}^T \mathbb{E}[g_a(X_{i,s}), g_b(X_{i,s+t})] \sum_{u, v=1}^T \mathbb{E}[g_c(X_{i,s}), g_d(X_{i,s+t})] \\
&\leq TC_{86} + C_{87} T^2.
\end{aligned}$$

If $r = m + 1$ or $n = m + 1$ one can use (A.26) which yields $A_1 \leq C_{88} T^3$ respectively $A_1 \leq C_{88} T^4$ if $r = n = m + 1$. Together we obtain

$$\mathbb{E} \left([\hat{v}_i^2 - \check{v}_i^2]^2 \right) \leq C_{89} T^{-2\beta} + C_{90} T^{-2\beta(m+1)+1} + C_{91} T^{-4\beta(m+1)+2},$$

from now on we follow the proof of Theorem 2. \square

Proof of Theorem 6. First we show that $I_{\{X_i \leq x\}}$ is P-NED for $x \in \mathbb{R}$ with approximating constants $\tilde{a}_k = a_k^\kappa + \Phi(a_k^\kappa) a_k$ and error function $\tilde{\Phi}(x) = I_{(0,1)}(x)$. Denote therefore $R = \sup_{x \in \mathbb{R}} f(x)$, then

$$\begin{aligned}
P(|I_{\{X_0 \leq x\}} - I_{\{f_k(Z_{-k}, \dots, Z_k) \leq x\}}| > \epsilon) \\
&= P(|I_{\{X_0 \leq x\}} - I_{\{f_k(Z_{-k}, \dots, Z_k) \leq x\}}| > \epsilon | |X_0 - x| \leq a_k^\kappa) P(|X_0 - x| \leq a_k^\kappa) \\
&\quad + P(|I_{\{X_0 \leq x\}} - I_{\{f_k(Z_{-k}, \dots, Z_k) \geq x\}}| > \epsilon | |X_0 - x| \leq a_k^\kappa) P(|X_0 - x| \geq a_k^\kappa) \\
&\leq 2a_k^\kappa R + \Phi(a_k^\kappa) a_k
\end{aligned}$$

and above probability is 0 for $\epsilon \geq 1$, so we can choose $\tilde{\Phi}(x) = I_{(0,1)}(x)$ for $x > 0$. Now we follow the proof in Serfling (1980), except for using Markov's inequality in combination with Proposition 6 instead of Hoeffding's inequality. Let F denote the distribution function of X_1 , then

$$P(|\hat{\mu} - \mu| > \epsilon) = P(\hat{\mu} > \mu + \epsilon) + P(\hat{\mu} < \mu - \epsilon). \quad (\text{A.28})$$

For the first summand in (A.28) one has

$$\begin{aligned}
P(\hat{\mu} > \mu + \epsilon) &= P(1/2 > \hat{F}_n(\mu + \epsilon)) = P\left(\sum_{t=1}^T I_{\{X_t > \mu + \epsilon\}} > T/2\right) \\
&\leq P\left(\sum_{t=1}^T \{I_{\{X_t > \mu + \epsilon\}} - \mathbb{E}[I_{\{X_t > \mu + \epsilon\}}]\} > T[F(\mu + \epsilon) - 1/2]\right) \\
&\leq \frac{G_2 T^{\lfloor p/2 \rfloor}}{T^p F(\mu + \epsilon - 1/2)^p} \leq \frac{G_2}{T^{p/2} \epsilon^p M^p}
\end{aligned}$$

where the last inequality is due to the mean value theorem. The same calculation for the second summand in (A.28) yields (8). Now we proof the inequality for the MAD in the same way as the one for the median. Denote G the distribution function of Y_1 , then

$$P(|\hat{\sigma} - \sigma| > \epsilon) = P(\hat{\sigma} > \sigma + \epsilon) + P(\hat{\sigma} < \sigma - \epsilon). \quad (\text{A.29})$$

For the first summand in (A.29) we have:

$$\begin{aligned}
P(\hat{\sigma} > \sigma + \epsilon) &= P\left(\sum_{t=1}^T I_{\{Y_i > \sigma + \epsilon\}} > T/2\right) \\
&\leq P\left(\sum_{t=1}^T I_{\{|X_t - \hat{\mu}| > \sigma + \epsilon\}} > T/2 \mid |\hat{\mu} - \mu| < \epsilon/2\right) P(|\hat{\mu} - \mu| < \epsilon/2) \\
&\quad + P\left(\sum_{t=1}^T I_{\{|X_t - \hat{\mu}| > \sigma + \epsilon\}} > T/2 \mid |\hat{\mu} - \mu| > \epsilon/2\right) P(|\hat{\mu} - \mu| > \epsilon/2) \\
&\leq P\left(\sum_{t=1}^T I_{\{|X_t - \hat{\mu}| > \sigma + \epsilon/2\}} > T/2\right) + P(|\hat{\mu} - \mu| > \epsilon/2) \\
&\leq \frac{\tilde{G}_2}{T^{p/2}(\epsilon/2)^p \tilde{M}^p} + \frac{G_2}{T^{p/2}(\epsilon/2)^p M^p}
\end{aligned}$$

which one also obtains for the second summand in (A.29). □