

# Adaptive $\lambda$ Least-Squares Temporal Difference Learning

Timothy A. Mann and Hugo Penedones and Todd Hester

Google DeepMind  
London, United Kingdom  
{kingtim, hugopen, toddhester}@google.com

Shie Mannor

Electrical Engineering  
The Technion  
Haifa, Israel  
shie@ee.technion.ac.il

## Abstract

Temporal Difference learning or TD( $\lambda$ ) is a fundamental algorithm in the field of reinforcement learning. However, setting TD's  $\lambda$  parameter, which controls the timescale of TD updates, is generally left up to the practitioner. We formalize the  $\lambda$  selection problem as a bias-variance trade-off where the solution is the value of  $\lambda$  that leads to the smallest Mean Squared Value Error (MSVE). To solve this trade-off we suggest applying Leave-One-Trajectory-Out Cross-Validation (LOTO-CV) to search the space of  $\lambda$  values. Unfortunately, this approach is too computationally expensive for most practical applications. For Least Squares TD (LSTD) we show that LOTO-CV can be implemented efficiently to automatically tune  $\lambda$  and apply function optimization methods to efficiently search the space of  $\lambda$  values. The resulting algorithm, ALLSTD is parameter free and our experiments demonstrate that ALLSTD is significantly computationally faster than the naïve LOTO-CV implementation while achieving similar performance.

The problem of policy evaluation is important in industrial applications where accurately measuring the performance of an existing production system can lead to large gains (e.g., recommender systems (Shani and Gunawardana, 2011)). Temporal Difference learning or TD( $\lambda$ ) is a fundamental policy evaluation algorithm derived in the context of Reinforcement Learning (RL). Variants of TD are used in SARSA (Sutton and Barto, 1998), LSPI (Lagoudakis and Parr, 2003), DQN (Mnih et al., 2015), and many other popular RL algorithms.

The TD( $\lambda$ ) algorithm estimates the value function for a policy and is parameterized by  $\lambda \in [0, 1]$ , which averages estimates of the value function over future timesteps. The  $\lambda$  induces a bias-variance trade-off. Even though tuning  $\lambda$  can have significant impact on performance, previous work has generally left the problem of tuning  $\lambda$  up to the practitioner (with the notable exception of (White and White, 2016)). In this paper, we consider the problem of automatically tuning  $\lambda$  in a data-driven way.

**Defining the Problem:** The first step is defining what we mean by the “best” choice for  $\lambda$ . We take the  $\lambda$  value that minimizes the MSVE as the solution to the bias-variance trade-off.

**Proposed Solution:** An intuitive approach is to estimate MSE for a finite set  $\Lambda \subset [0, 1]$  and choose the  $\lambda \in \Lambda$  that minimizes an estimate of MSE. **Score Values in  $\Lambda$ :** We could

estimate the MSE with the loss on the training set, but the scores can be misleading due to overfitting. An alternative approach would be to estimate the MSE for each  $\lambda \in \Lambda$  via Cross Validation (CV). In particular, in the supervised learning setting Leave-One-Out (LOO) CV gives an almost unbiased estimate of the loss (Sugiyama et al., 2007). We develop Leave-One-Trajectory-Out (LOTO) CV, but unfortunately LOTO-CV is too computationally expensive for many practical applications.

**Efficient Cross-Validation:** We show how LOTO-CV can be efficiently implemented under the framework of Least Squares TD (LSTD( $\lambda$ ) and Recursive LSTD( $\lambda$ )). Combining these ideas we propose Adaptive  $\lambda$  Least-Squares Temporal Difference learning (ALLSTD). While a naïve implementation of LOTO-CV requires  $O(kn)$  evaluations of LSTD, ALLSTD requires only  $O(k)$  evaluations, where  $n$  is the number of trajectories and  $k = |\Lambda|$ .

Our experiments demonstrate that our proposed algorithm is effective at selecting  $\lambda$  to minimize MSE. In addition, the experiments demonstrate that our proposed algorithm is significantly computationally faster than a naïve implementation.

**Contributions:** The main contributions of this work are:

1. Formalize the  $\lambda$  selection problem as finding the  $\lambda$  value that leads to the smallest Mean Squared Value Error (MSVE),
2. Develop LOTO-CV and propose using it to search the space of  $\lambda$  values,
3. Show how LOTO-CV can be implemented efficiently for LSTD,
4. Introduce ALLSTD that is significantly computationally faster than the naïve LOTO-CV implementation, and
5. Prove that ALLSTD converges to the optimal hypothesis.

## Background

Let  $M = \langle \mathcal{S}, \mathcal{A}, P, r, \gamma \rangle$  be a Markov Decision Process (MDP) where  $\mathcal{S}$  is a countable set of states,  $\mathcal{A}$  is a finite set of actions,  $P(s'|s, a)$  maps each state-action pair  $(s, a) \in \mathcal{S} \times \mathcal{A}$  to the probability of transitioning to  $s' \in \mathcal{S}$  in a single timestep,  $r$  is an  $|\mathcal{S}|$  dimensional vector mapping each state  $s \in \mathcal{S}$  to a scalar reward, and  $\gamma \in [0, 1]$  is the discount factor. We assume we are given a function  $\phi : \mathcal{S} \rightarrow \mathbb{R}^d$

that maps each state to a  $d$ -dimensional vector, and we denote by  $X = \phi(\mathcal{S})$  a  $d \times |\mathcal{S}|$  dimensional matrix with one column for each state  $s \in \mathcal{S}$ .

Let  $\pi$  be a stochastic policy and denote by  $\pi(a|s)$  the probability that the policy executes action  $a \in \mathcal{A}$  from state  $s \in \mathcal{S}$ . Given a policy  $\pi$ , we can define the value function

$$\nu^\pi = \sum_{t=1}^{\infty} (\gamma P_\pi)^{t-1} r, \quad (1)$$

$$= r + \gamma P_\pi \nu^\pi, \quad (2)$$

where  $P_\pi(i, j) = \sum_{a \in \mathcal{A}} \pi(a|i) P(j|i, a)$ . Note that  $P_\pi$  is a  $|\mathcal{S}| \times |\mathcal{S}|$  matrix where the  $i^{\text{th}}$  row is the probability distribution over next states, given that the agent is in state  $i \in \mathcal{S}$ .

Given that  $X^\top \theta \approx \nu^\pi$ , we have that

$$\begin{aligned} \nu^\pi &= r + \gamma P_\pi \nu^\pi, \\ \nu^\pi - \gamma P_\pi \nu^\pi &= r, \\ X^\top \theta - \gamma P_\pi X^\top \theta &\approx r, & \text{Replace } \nu^\pi \text{ with } X^\top \theta. \\ \underbrace{Z(X^\top - \gamma P_\pi X^\top)}_A \theta &\approx \underbrace{Zr}_b. & \times \text{ both sides by } Z. \end{aligned} \quad (3)$$

where  $Z$  is a  $d \times |\mathcal{S}|$  matrix, which implies that  $A$  is a  $d \times d$  matrix and  $b$  is a  $d$  dimensional vector. Given  $n \geq 1$  trajectories with length  $H^1$ , this suggests the LSTD( $\lambda$ ) algorithm (Bradtke and Barto, 1996; Boyan, 2002), which estimates

$$A_\lambda = \sum_{i=1}^n \sum_{t=1}^H z_{i,t}^{(\lambda)} w_{i,t}^\top, \quad (4)$$

$$b_\lambda = \sum_{i=1}^n \sum_{t=1}^H z_{i,t}^{(\lambda)} r_{i,t}, \quad (5)$$

where  $z_{i,j}^{(\lambda)} = \sum_{t=1}^j (\lambda \gamma)^{j-t} x_{i,t}$ ,  $w_{i,t} = (x_{i,t} - \gamma x_{i,t+1})$ , and  $\lambda \in [0, 1]$ . After estimating  $A_\lambda$  and  $b_\lambda$ , LSTD solves for the parameters

$$\theta_\lambda = A_\lambda^{-1} b_\lambda. \quad (6)$$

We will drop the subscript  $\lambda$  when it is clear from context. The computational complexity of LSTD( $\lambda$ ) is  $O(d^3 + nHd^2)$ , where the  $O(d^3)$  term is due to solving for the inverse of  $A_\lambda$  and the  $O(nHd^2)$  term is the cost associated with building the  $A$  matrix. We can further reduce the total computational complexity to  $O(nHd^2)$  by using Recursive LSTD( $\lambda$ ) (Xu et al., 2002), which we will refer to as RLSTD( $\lambda$ ). Instead of computing  $A_\lambda$  and solving for its inverse, RLSTD( $\lambda$ ) recursively updates an estimate  $\hat{A}_\lambda^{-1}$  of  $A_\lambda^{-1}$  using the Sherman-Morrison formula (Sherman and Morrison, 1949).

**Definition 1.** If  $M$  is an invertible matrix and  $u, v$  are column vectors such that  $1 + v^\top M^{-1} u \neq 0$ , then the **Sherman-Morrison formula** is given by

$$(M + uv^\top)^{-1} = M^{-1} - \frac{M^{-1} u v^\top M^{-1}}{1 + v^\top M^{-1} u}. \quad (7)$$

<sup>1</sup>For clarity, we assume all trajectories have the same fixed length. The algorithms presented can easily be extended to handle variable length trajectories.

RLSTD( $\lambda$ ) updates  $\hat{A}_\lambda^{-1}$  according to the following rule:

$$\hat{A}_\lambda^{-1} \leftarrow \begin{cases} \frac{1}{\rho} I_{d \times d} & \text{if } i = 0 \wedge t = 0 \\ \text{SM}(\hat{A}_\lambda^{-1}, z_{i,t}^{(\lambda)}, w_{i,t}) & \end{cases}, \quad (8)$$

where  $\rho > 0$ ,  $I_{d \times d}$  is the  $d \times d$  identity matrix, and SM is the Sherman-Morrison formula given by (7) with  $M = \hat{A}_\lambda^{-1}$ ,  $u = z_{i,t}^{(\lambda)}$ , and  $v = w_{i,t}$ .

In the remainder of this paper, we focus on LSTD rather than RLSTD for (a) clarity, (b) because RLSTD has an additional initial variance parameter, and (c) because LSTD gives exact least squares solutions (while RLSTD's solution is approximate). Note, however, that similar approaches and analysis can be applied to RLSTD.

## Adapting the Timescale of LSTD

The parameter  $\lambda$  effectively controls the timescale at which updates are performed. This induces a bias-variance trade-off, because longer timescales ( $\lambda$  close to 1) tend to result in high variance, while shorter timescales ( $\lambda$  close to 0) introduce bias. In this paper, the solution to this trade-off is the value of  $\lambda \in \Lambda \subseteq [0, 1]$  that produces the parameters  $\theta_\lambda$  that minimize Mean Squared Value Error (MSVE)

$$\|\nu^\pi - X^\top \theta_\lambda\|_\mu^2 = \sum_{s \in \mathcal{S}} \mu(s) (\nu^\pi(s) - \phi(s)^\top \theta_\lambda)^2, \quad (9)$$

where  $\mu(s)$  is a distribution over states.

If  $\Lambda$  is a finite set, a natural choice is to perform Leave-One-Out (LOO) Cross-Validation (CV) to select the  $\lambda \in \Lambda$  that minimizes the MSE. Unlike the typical supervised learning setting, individual sampled transitions are correlated. So the LOO-CV errors are potentially biased. However, since trajectories are independent, we propose the use of Leave-One-Trajectory-Out (LOTO) CV.

Let  $k = |\Lambda|$ , then a naïve implementation would perform LOTO-CV for each parameter in  $\Lambda$ . This would mean running LSTD  $O(n)$  times for each parameter value in  $\Lambda$ . Thus the total time to run LOTO-CV for all  $k$  parameter values is  $O(kn [d^3 + nHd^2])$ . The naïve implementation is slowed down significantly by the need to solve LSTD  $O(n)$  times for each parameter value. We first decrease the computational cost associated with LOTO-CV for a single parameter value. Then we consider methods that reduce the cost associated with solving LSTD for  $k$  different values of  $\lambda$  rather than solving for each value separately.

## Efficient Leave-One-Trajectory-Out CV

Fix a single value  $\lambda \in [0, 1]$ . We denote by

$$C_{(i)} = \sum_{j \neq i} \sum_{t=1}^H z_{j,t} (x_{j,t} - \gamma x_{j,t+1})^\top, \quad (10)$$

$$y_{(i)} = \sum_{j \neq i} \sum_{t=1}^H z_{j,t} r_{j,t}, \quad \text{and} \quad (11)$$

$$\theta_{(i)} = C_{(i)}^{-1} y_{(i)}, \quad (12)$$

where  $\theta_{(i)}$  is the LSTD( $\lambda$ ) solution computed without the  $i^{\text{th}}$  trajectory.

The LOTO-CV error for the  $i^{\text{th}}$  trajectory is defined by

$$[\ell]_i = \frac{1}{H} \sum_{t=1}^H \left( x_{i,t}^\top \theta_{(i)} - \sum_{j=t}^H \gamma^{j-t} r_{i,j} \right)^2, \quad (13)$$

which is the Mean Squared Value Error (MSVE). Notice that the LOTO-CV error only depends on  $\lambda$  through the computed parameters  $\theta_{(i)}$ . This is an important property because it allows us to compare this error for different choices of  $\lambda$ . Once the parameters  $\theta_{(i)}$  are known, the LOTO-CV error for the  $i^{\text{th}}$  trajectory can be computed in  $O(Hd)$  time.

Since  $\theta_{(i)} = C_{(i)}^{-1} y_{(i)}$ , it is sufficient to derive  $C_{(i)}^{-1}$  and  $y_{(i)}$ . Notice that  $C_{(i)} = A - \sum_{t=1}^H z_{i,t} (x_{i,t} - \gamma x_{i,t+1})^\top$  and  $y_{(i)} = b - \sum_{t=1}^H z_{i,t} r_{i,t}$ . After deriving  $A$  and  $b$  via (4) and (5), respectively, we can derive  $y_{(i)}$  straightforwardly in  $O(Hd)$  time. However, deriving  $C_{(i)}^{-1}$  must be done more carefully. We first derive  $A^{-1}$  and then update this matrix recursively using the Sherman-Morrison formula to remove each transition sample from the  $i^{\text{th}}$  trajectory.

---

#### Algorithm 1 Recursive Sherman-Morrison (RSM)

---

**Require:**  $M$  an  $d \times d$  matrix,  $\mathcal{D} = \{(u_t, v_t)\}_{t=1}^T$  a collection of  $2T$   $d$ -dimensional column vectors.

- 1:  $\tilde{M}_0 \leftarrow M$
  - 2: **for**  $t = 1, 2, \dots, T$  **do**
  - 3:  $\tilde{M}_t \leftarrow \tilde{M}_{t-1} + \frac{\tilde{M}_{t-1} u_t v_t^\top \tilde{M}_{t-1}}{1 + v_t^\top \tilde{M}_{t-1} u_t}$
  - 4: **end for**
  - 5: **return**  $\tilde{C}_T$
- 

We update  $A^{-1}$  recursively for all  $H$  transition samples from the  $i^{\text{th}}$  trajectory via

$$\begin{aligned} C_{(i)}^{-1} &= \left( A - \sum_{t=1}^H z_{i,t} (x_{i,t} - \gamma x_{i,t+1})^\top \right)^{-1}, \\ &= \left( A + \sum_{t=1}^H z_{i,t} (\gamma x_{i,t+1} - x_{i,t})^\top \right)^{-1}, \\ &= \left( A + \sum_{t=1}^H u_t v_t^\top \right)^{-1}, \end{aligned}$$

where  $u_t = z_{i,t}$  and  $v_t = (\gamma x_{i,t+1} - x_{i,t})$ . Now applying the Sherman-Morrison formula, we can obtain

$$\tilde{C}_t^{-1} = \begin{cases} A^{-1} & \text{if } t = 0 \\ \tilde{C}_{t-1}^{-1} - \frac{\tilde{C}_{t-1}^{-1} u_t v_t^\top \tilde{C}_{t-1}^{-1}}{1 + v_t^\top \tilde{C}_{t-1}^{-1} u_t} & 1 \leq t \leq H \end{cases}, \quad (14)$$

which gives  $\tilde{C}_H^{-1} = C_{(i)}^{-1}$ . Since the Sherman-Morrison formula can be applied in  $O(d^2)$  time, erasing the effect of all

$H$  samples for the  $i^{\text{th}}$  trajectory can be done in  $O(Hd^2)$  time.

Using this approach the cost of LSTD( $\lambda$ ) + LOTO-CV is  $O(d^3 + nHd^2)$ , which is on the same order as running LSTD( $\lambda$ ) alone. So computing the additional LOTO-CV errors is practically free.

---

#### Algorithm 2 LSTD( $\lambda$ ) + LOTO-CV

---

**Require:**  $\mathcal{D} = \{\tau_i = \langle x_{i,t}, r_{i,t}, x_{i,t+1} \rangle_{t=1}^H\}_{i=1}^n$ ,  $\lambda \in [0, 1]$

- 1: Compute  $A$  (4) and  $b$  (5) from  $\mathcal{D}$ .
  - 2:  $\theta \leftarrow A^{-1} b$  {Compute  $A^{-1}$  and solve for  $\theta$ .}
  - 3:  $\ell \leftarrow \mathbf{0}$  {An  $n$ -dimensional column vector.}
  - 4: **for**  $i = 1, 2, \dots, n$  **do** {Leave-One-Trajectory-Out}
  - 5:  $C_{(i)}^{-1} \leftarrow \text{RSM}(A^{-1}, \{z_{i,t}, (\gamma x_{i,t+1} - x_{i,t})\}_{t=1}^H)$
  - 6:  $\theta_{(i)} \leftarrow C_{(i)}^{-1} y$
  - 7:  $[\ell]_i \leftarrow \frac{1}{H} \sum_{t=1}^H \left( x_{i,t}^\top \theta_{(i)} - \sum_{j=t}^H \gamma^{j-t} r_{i,j} \right)^2$
  - 8: **end for**
  - 9: **return**  $\theta$  {LSTD( $\lambda$ ) solution.},  $\ell$  {LOTO errors.}
- 

#### Solving LSTD for $k = |\Lambda|$ Timescale Parameter Values

Let  $\hat{X}_{(i)}$  be a  $d \times H$  matrix where the columns are the state observation vectors at timesteps  $t = 1, 2, \dots, H$  during the  $i^{\text{th}}$  trajectory (with the last state removed) and  $\hat{W}_{(i)}$  be a  $d \times H$  matrix where the columns are the next state observation vectors at timesteps  $t = 2, 3, \dots, H+1$  during the  $i^{\text{th}}$  trajectory (with the first state observation removed). We define  $\hat{X} = \langle \hat{X}_{(1)}, \hat{X}_{(2)}, \dots, \hat{X}_{(n)} \rangle$  and  $\hat{W} = \langle \hat{W}_{(1)}, \hat{W}_{(2)}, \dots, \hat{W}_{(n)} \rangle$ , which are both  $d \times nH$  matrices.

$$\begin{aligned} A_\lambda &= \hat{Z}(\hat{X} - \gamma \hat{W})^\top, \\ &= (\hat{Z} - \hat{X} + \hat{X})(\hat{X} - \gamma \hat{W})^\top, \\ &= (\hat{Z} - \hat{X})(\hat{X} - \gamma \hat{W})^\top + A_0, \\ &= \sum_{i=1}^n \sum_{t=1}^H u_{i,t} v_{i,t}^\top + A_0, \end{aligned} \quad (15)$$

where  $u_{i,t} = (z_{i,t}^{(\lambda)} - x_{i,t})$  and  $v_{i,t} = (x_{i,t} - \gamma x_{i,t+1})$ .

By applying the Sherman-Morrison formula recursively with  $u_{i,t} = (z_{i,t} - x_{i,t})$  and  $v_{i,t} = (x_{i,t} - \gamma x_{i,t+1})$ , we can obtain  $A_\lambda^{-1}$  in  $O(nHd^2)$  time and then obtain  $\theta_\lambda$  in  $O(d^2)$  time. Thus, the total running time for LSTD with  $k$  timescale parameter values is  $O(d^3 + knHd^2)$ .

#### Proposed Algorithm: ALLSTD

We combine the approaches from the previous two subsections to define Adaptive  $\lambda$  Least-Squares Temporal Difference learning (ALLSTD). The pseudo-code is given in Algorithm 3. ALLSTD takes as input a set of  $n \geq 2$  trajectories and a finite set of values  $\Lambda$  in  $[0, 1]$ .  $\Lambda$  is the set of candidate  $\lambda$  values.

---

**Algorithm 3** ALLSTD

---

**Require:**  $\mathcal{D} = \{\tau_i = \langle x_{i,t}, r_{i,t}, x_{i,t+1} \rangle_{t=1}^H\}_{i=1}^n, \Lambda \subset [0, 1]$

- 1: Compute  $A_0$  (4) and  $b_0$  (5) from  $\mathcal{D}$ .
- 2: Compute  $A_0^{-1}$
- 3:  $\ell \leftarrow \mathbf{0}$   $\{A \mid \Lambda\}$  vector.
- 4: **for**  $\lambda \in \Lambda$  **do**
- 5:  $A_\lambda^{-1} \leftarrow \text{RSM}(A_0, \{(u_j, v_j)\}_{j=1}^{nH})$  where  $u_j = (z_{i,t}^{(\lambda)} - x_{i,t})$  and  $v_j = (x_{i,t} - \gamma x_{i,t+1})$ .
- 6: **for**  $i = 1, 2, \dots, n$  **do**
- 7:  $C_{(i)}^{-1} \leftarrow \text{RSM}(A_\lambda^{-1}, \{z_{i,t}^{(\lambda)}, (\gamma x_{i,t+1} - x_{i,t})\}_{t=1}^H)$
- 8:  $\theta_{(i)} \leftarrow C_{(i)}^{-1} y_{(i)}$
- 9:  $[\ell]_\lambda \leftarrow [\ell]_\lambda + \frac{1}{H} \sum_{t=1}^H \left( x_{i,t}^\top \theta_{(i)} - \sum_{j=t}^H \gamma^{j-t} r_{i,j} \right)^2$
- 10: **end for**
- 11: **end for**
- 12:  $\lambda^* \leftarrow \arg \min_{\lambda \in \Lambda} [\ell]_\lambda$
- 13: **return**  $\theta_{\lambda^*}$

---

**Theorem 1. (Agnostic Consistency)** Let  $\Lambda \subseteq [0, 1]$ ,  $\mathcal{D}_n$  be a dataset of  $n \geq 2$  trajectories generated by following the policy  $\pi$  in an MDP  $M$  with initial state distribution  $\mu_0$ . If  $1 \in \Lambda$ , then as  $n \rightarrow \infty$ ,

$$\lim_{n \rightarrow \infty} \|\nu^\pi - \mathcal{A}(\mathcal{D}_n, \Lambda)^\top \mu - \min_{\theta \in \mathbb{R}^d} \|\nu^\pi - \theta^\top \phi(S)\|_\mu = 0, \quad (16)$$

where  $\mathcal{A}$  is the proposed algorithm ALLSTD which maps from a dataset and  $\Lambda$  to a vector in  $\mathbb{R}^d$  and  $\mu(s) = \frac{1}{H+1} \mu_0(s) + \frac{1}{H+1} \sum_{t=1}^H \sum_{s' \in S} (P^\pi)^t(s|s') \mu_0(s')$ .

Theorem 2 says that in the limit ALLSTD converges to the best hypothesis. The proof of Theorem 2 is given in the appendix.

## Experiments

We compared the MSVE and computation time of ALLSTD against a naïve implementation of LOTO-CV (which we refer to as NaïveCV+LSTD) in three domains: random walk, 2048, and Mountain Car. As a baseline, we compared these algorithms to LSTD and RLSTD with the best and worst fixed choices of  $\lambda$  in hindsight, which we denote LSTD(best), LSTD(worst), RLSTD(best), and RLSTD(worst). In all of our experiments, we generated 80 independent trials. In the random walk and 2048 domains we set the discount factor to  $\gamma = 0.95$ . For the mountain car domain we set the discount factor to  $\gamma = 1$ .

### Domain: Random Walk

The random walk domain (Sutton and Barto, 1998) is a chain of five states organized from left to right. The agent always starts in the middle state and can move left or right at each state except for the leftmost and rightmost states, which are absorbing. The agent receives a reward of 0 unless it enters the rightmost state where it receives a reward of +1 and the episode terminates.

**Policy:** The policy used to generate the trajectories was the uniform random policy over two actions: left and right. **Features:** Each state was encoded using a 1-hot representation in a 5-dimensional feature vector. Thus, the value function was exactly representable.

Figure 1a shows the root MSVE as a function of  $\lambda$  and # trajectories. Notice that  $\lambda < 1$  results in lower error, but the difference between  $\lambda < 1$  and  $\lambda = 1$  decreases as the # trajectories grows.

Figure 1b compares root MSVE in the random walk domain. Notice that ALLSTD and NaïveALLSTD achieve roughly the same error level as LSTD(best) and RLSTD(best). While this domain has a narrow gap between the performance of LSTD(best) and LSTD(worst), ALLSTD and NaïveALLSTD achieve performance comparable to LSTD(best).

Figure 1c compares the average execution time of each algorithm in seconds (on a log scale).  $k \times$  LSTD and  $k \times$  RLSTD are simply the time required to compute LSTD and RLSTD for  $k$  different  $\lambda$  values, respectively. They are shown for reference and do not actually make a decision about which  $\lambda$  value to use. ALLSTD is significantly faster than NaïveALLSTD and takes roughly the same computational time as solving LSTD for  $k$  different  $\lambda$  values.

### Domain: 2048

2048 is a game played on a  $4 \times 4$  board of tiles. Tiles are either empty or assigned a positive number. Tiles with larger numbers can be acquired by merging tiles with the same number. The immediate reward is the sum of merged tile numbers.

**Policy:** The policy used to generate trajectories was a uniform random policy over the four actions: up, down, left, and right. **Features:** Each state was represented by a 16-dimensional vector where the value was taken as the value of the corresponding tile and 0 was used as the value for empty tiles. This linear space was not rich enough to capture the true value function.

Figure 2a shows the root MSVE as a function of  $\lambda$  and # trajectories. Similar to the random walk domain,  $\lambda < 1$  results in lower error.

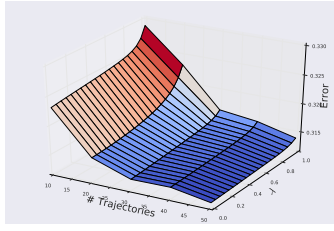
Figure 2b compares the root MSVE in 2048. Again ALLSTD and NaïveALLSTD achieve roughly the same error level as LSTD(best) and RLSTD(best) and perform significantly better than LSTD(worst) and RLSTD(worst) for a small number of trajectories.

Figure 2c compares the average execution time of each algorithm in seconds (on a log scale). Again, ALLSTD is significantly faster than NaïveALLSTD.

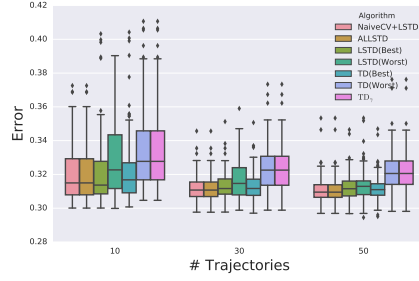
### Domain: Mountain Car

The mountain car domain (Sutton and Barto, 1998) requires moving a car back and forth to build up enough speed to drive to the top of a hill. There are three actions: forward, neutral, and reverse.

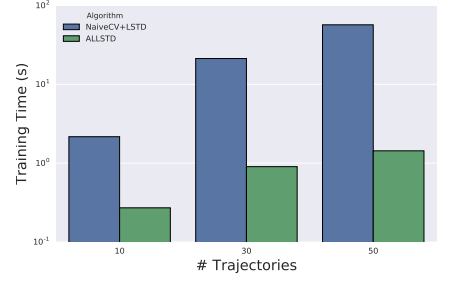
**Policy:** The policy generate the data sampled one of the three actions with uniform probability 25% of the time. On



(a)

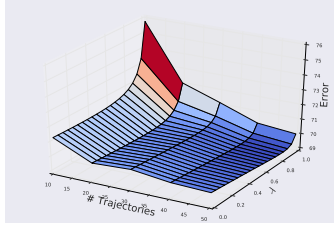


(b)

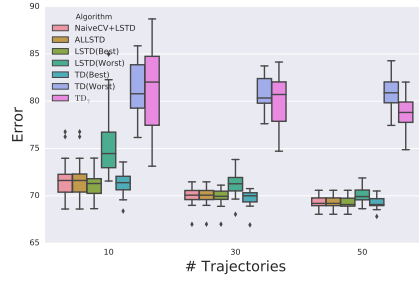


(c)

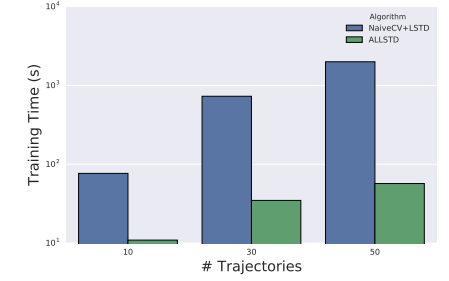
Figure 1: Random Walk domain: (a) The relationship between  $\lambda$  and amount of training data (i.e., # trajectories). (b) root MSVE as the # trajectories is varied. ALLSTD achieves the same performance as NaïveCV+LSTD. (c) Training time in seconds as the # trajectories is varied. ALLSTD is approximately and order of magnitude faster than NaïveCV+LSTD.



(a)

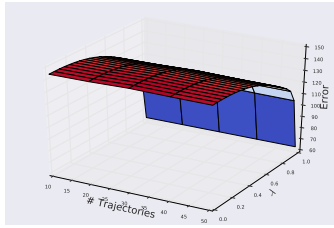


(b)

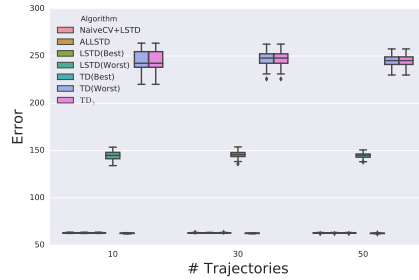


(c)

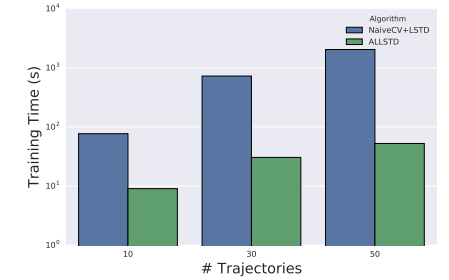
Figure 2: 2048: (a) The relationship between  $\lambda$  and amount of training data (i.e., # trajectories). (b) root MSVE as the # trajectories is varied. ALLSTD achieves the same performance as NaïveCV+LSTD. (c) Training time in seconds as the # trajectories is varied. ALLSTD is approximately and order of magnitude faster than NaïveCV+LSTD.



(a)



(b)



(c)

Figure 3: Mountain Car domain: (a) The relationship between  $\lambda$  and amount of training data (i.e., # trajectories). (b) root MSVE as the # trajectories is varied. ALLSTD achieves the same performance as NaïveCV+LSTD. (c) Training time in seconds as the # trajectories is varied. ALLSTD is approximately and order of magnitude faster than NaïveCV+LSTD.

the remaining 75% of the time the forward action was selected if

$$\dot{x} > 0.025x + 0.01, \quad (17)$$

and the reverse action was selected otherwise, where  $x$  represents the location of the car and  $\dot{x}$  represents the velocity of the car. **Features:** The feature space was a 2-dimensional vector where the first element was the location of the car and the second element was the velocity of the car. Thus, the linear space was not rich enough to capture the true value function.

Figure 3a shows the root MSVE as a function of  $\lambda$  and # trajectories. Unlike the previous two domains,  $\lambda = 1$  achieves the smallest error even with a small # trajectories. This difference is likely because of the poor feature representation used, which favors the Monte-Carlo return (Bertsekas and Tsitsiklis, 1996; Tagorti and Scherrer, 2015).

Figure 3b compares the root MSVE in the mountain car domain. Because of the poor feature representation, the difference between LSTD(best) and LSTD(worst) is large. ALLSTD and NaïveALLSTD again achieve roughly the same performance as LSTD(best) and RLSTD(best).

Figure 3c shows that average execution time for ALLSTD is significantly shorter than for NaïveALLSTD.

## Related Work

We have introduced ALLSTD to efficiently select  $\lambda$  to minimize root MSVE in a data-driven way. The most similar approach to ALLSTD is found in the work of Downey and Sanner, 2010, which introduces a Bayesian model averaging approach to update  $\lambda$ . However, this approach is not comparable to ALLSTD because it is not clear how it can be extended to domains where function approximation is required to estimate the value.

Konidaris et al., 2011 and Thomas et al., 2015 introduce  $\gamma$ -returns and  $\Omega$ -returns, respectively, which offer alternative weightings of the  $t$ -step returns. However, these approaches were designed to estimate the value of a single point rather than a value function. Furthermore, they assume that the bias introduced by  $t$ -step returns is 0. Thomas and Brunskill, 2016 introduce the MAGIC algorithm that attempts to account for the bias of the  $t$ -step returns, but this algorithm is still only designed to estimate the value of a point. ALLSTD is designed to estimate a value function in a data-driven way to minimize root MSVE.

White and White, 2016 introduce the  $\lambda$ -greedy algorithm for adapting  $\lambda$  per-state based on estimating the bias and variance. However, an approximation of the bias and variance is needed for each state to apply  $\lambda$ -greedy. Approximating these values accurately is equivalent to solving our original policy evaluation problem, and the approach suggested in the work of White and White, 2016 introduces several additional parameters. ALLSTD, on the other hand, is a parameter free algorithm. Furthermore, none of these previous approaches suggest using LOTO-CV to tune  $\lambda$  or show how LOTO-CV can be efficiently implemented under the LSTD family of algorithms.

## Discussion

While we have focused on on-policy evaluation, the bias-variance trade-off controlled by  $\lambda$  is even more extreme in off-policy evaluation problems. Thus, an interesting area of future work would be applying ALLSTD to off-policy evaluation (White and White, 2016; Thomas and Brunskill, 2016). It may be possible to identify good values of  $\lambda$  without evaluating all trajectories. A bandit-like algorithm could be applied to determine how many trajectories to use to evaluate different values of  $\lambda$ . It is also interesting to note that our efficient cross-validation trick could be used to tune other parameters, such as a parameter controlling  $L_2$  regularization.

In this paper, we have focused on selecting a single global  $\lambda$  value, however, it may be possible to further reduce estimation error by learning  $\lambda$  values that are specialized to different regions of the state space (Downey and Sanner, 2010; White and White, 2016). Adapting  $\lambda$  to different regions of the state-space is challenging because it increases the search space, but identifying good values of  $\lambda$  could improve prediction accuracy in regions of the state space with high variance or little data.

## References

- [Bertsekas and Tsitsiklis, 1996] Bertsekas, D. and Tsitsiklis, J. (1996). *Neuro-Dynamic Programming*. Athena Scientific.
- [Boyan, 2002] Boyan, J. A. (2002). Technical update: Least-squares temporal difference learning. *Machine Learning*, 49(2-3):233–246.
- [Bradtke and Barto, 1996] Bradtke, S. J. and Barto, A. G. (1996). Linear least-squares algorithms for temporal difference learning. *Machine Learning*, 22(1-3):33–57.
- [Downey and Sanner, 2010] Downey, C. and Sanner, S. (2010). Temporal difference bayesian model averaging: A bayesian perspective on adapting lambda. In *Proceedings of the 27th International Conference on Machine Learning*.
- [Konidaris et al., 2011] Konidaris, G., Niekum, S., and Thomas, P. (2011).  $TD_\gamma$ : Re-evaluating complex backups in temporal difference learning. In *Advances in Neural Information Processing Systems 24*, pages 2402–2410.
- [Lagoudakis and Parr, 2003] Lagoudakis, M. G. and Parr, R. (2003). Least-squares policy iteration. *Journal of Machine Learning Research*, 4(Dec):1107–1149.
- [Mnih et al., 2015] Mnih, V., Kavukcuoglu, K., Silver, D., Rusu, A. A., Veness, J., Bellemare, M. G., Graves, A., Riedmiller, M., Fidjeland, A. K., Ostrovski, G., et al. (2015). Human-level control through deep reinforcement learning. *Nature*, 518(7540):529–533.
- [Shani and Gunawardana, 2011] Shani, G. and Gunawardana, A. (2011). Evaluating recommendation systems. In *Recommender Systems Handbook*, pages 257–297. Springer.
- [Sherman and Morrison, 1949] Sherman, J. and Morrison, W. J. (1949). Adjustment of an inverse matrix corresponding to a change in one element of a given matrix. *Annals of Mathematical Statistics*, 20(Jan):317.

- [Sugiyama et al., 2007] Sugiyama, M., Krauledat, M., and MÄzler, K.-R. (2007). Covariate shift adaptation by importance weighted cross validation. *Journal of Machine Learning Research*, 8(May):985–1005.
- [Sutton and Barto, 1998] Sutton, R. S. and Barto, A. G. (1998). *Reinforcement learning: An introduction*, volume 1. MIT press Cambridge.
- [Tagorti and Scherrer, 2015] Tagorti, M. and Scherrer, B. (2015). On the Rate of Convergence and Error Bounds for LSTD( $\lambda$ ). In *Proceedings of the 32nd International Conference on Machine Learning*, pages 1521–1529.
- [Thomas and Brunskill, 2016] Thomas, P. and Brunskill, E. (2016). Data-efficient off-policy policy evaluation for reinforcement learning. In *Proceedings of The 33rd International Conference on Machine Learning*, pages 2139–2148.
- [Thomas et al., 2015] Thomas, P., Niekum, S., Theodorou, G., and Konidaris, G. (2015). Policy Evaluation using the  $\Omega$ -Return. In *Advances in Neural Information Processing Systems 29*.
- [White and White, 2016] White, M. and White, A. (2016). A greedy approach to adapting the trace parameter for temporal difference learning. In *Proceedings of the 2016 International Conference on Autonomous Agents & Multiagent Systems*, pages 557–565.
- [Xu et al., 2002] Xu, X., He, H.-g., and Hu, D. (2002). Efficient reinforcement learning using recursive least-squares methods. *Journal of Artificial Intelligence Research*, 16(1):259–292.

The first follows by an application of the law of large numbers. Since each trajectory is independent, the MSVE for each  $\lambda$  will converge almost surely to the expected MSVE. The second follows from the fact that LSTD( $\lambda = 1$ ) is equivalent to linear regression against the Monte-Carlo returns (Boyan, 2002). Notice that the distribution  $\mu$  is simply an average over the distributions encountered at each timestep.  $\square$

## Appendices

### Agnostic Consistency of ALLSTD

**Theorem 2. (Agnostic Consistency)** Let  $\Lambda \subseteq [0, 1]$ ,  $\mathcal{D}_n$  be a dataset of  $n \geq 2$  trajectories generated by following the policy  $\pi$  in an MDP  $M$  with initial state distribution  $\mu_0$ . If  $1 \in \Lambda$ , then as  $n \rightarrow \infty$ ,

$$\lim_{n \rightarrow \infty} \|\nu^\pi - \mathcal{A}(\mathcal{D}_n, \Lambda)^\top \phi(\mathcal{S})\|_\mu - \min_{\theta \in \mathbb{R}^d} \|\nu^\pi - \theta^\top \phi(\mathcal{S})\|_\mu = 0, \quad (18)$$

where  $\mathcal{A}$  is the proposed algorithm ALLSTD which maps from a dataset and  $\Lambda$  to a vector in  $\mathbb{R}^d$  and  $\mu(s) = \frac{1}{H+1} \mu_0(s) + \frac{1}{H+1} \sum_{t=1}^H \sum_{s' \in \mathcal{S}} (P^\pi)^t(s|s') \mu_0(s')$ .

Theorem 2 says that in the limit ALLSTD converges to the best hypothesis.

*Proof.* ALLSTD essentially executes LOTO-CV+LSTD( $\lambda$ ) for  $|\Lambda|$  parameter values and compares the scores returned. Then it returns the LSTD( $\lambda$ ) solution for the  $\lambda$  value with the lowest score. So it is sufficient to show that

1. the scores converge to the expected MSVE for each  $\lambda \in \Lambda$ , and
2. that LSTD( $\lambda = 1$ ) converges to  $\theta^* \in \arg \min_{\theta \in \mathbb{R}^d} \|\nu^\pi - \theta^\top \phi(\mathcal{S})\|_\mu$ .