

Fast neutrino conversions: Ubiquitous in compact binary merger remnants

Meng-Ru Wu* and Irene Tamborra†

Niels Bohr International Academy, Niels Bohr Institute, Blegdamsvej 17, 2100 Copenhagen, Denmark

(Dated: March 10, 2022)

The massive neutron star (NS) or black hole (BH) accretion disk resulting from NS–NS or NS–BH mergers is dense in neutrinos. We present the first study on the role of angular distributions in the neutrino flavor conversion above the remnant disk. In particular, we focus on “fast” pairwise conversions whose rate depends on the local angular intensity of the electron lepton number carried by neutrinos. Because of the emission geometry and the flux density of $\bar{\nu}_e$ being larger than that of ν_e , fast conversions prove to be a generic phenomenon in NS–NS and NS–BH mergers for physically motivated disturbances in the mean field of flavor coherence. Our findings suggest that, differently from the core-collapse supernova case, fast flavor conversions seem to be unavoidable in compact mergers and could have major consequences for the jet dynamics and the synthesis of elements above the remnant disk.

I. INTRODUCTION

The mergers of one neutron star (NS) with another NS or a black hole (BH) are among the most promising astrophysical sites to account for the observed short gamma-ray bursts (sGRB) [1, 2], the potential kilonova/macronova candidates [3–5], and the production of heavy elements above iron in our Universe [1, 6, 7]. They are also expected to be sources of gravitational waves in addition to the BH–BH mergers recently detected [8, 9].

Similarly to core-collapse supernovae (SNe), the merger remnant accretion disks surrounding the central massive NS or BH, are neutrino-dense sites. A vast number of neutrinos is produced in this hot and dense environment formed during the dynamical (post)merging phase. The total neutrino energy luminosity can reach $\sim 10^{53}$ – 10^{54} erg/s at peak for ~ 100 ms [10–12].

Despite the fact that the estimated merger rate within the detection volume of current and upcoming large-scale neutrino detectors is low [13, 14], neutrinos play an important role in various physical processes happening during and after the merging. For instance, the absorption of neutrinos on the matter ejected dynamically during the NS–NS merger phase and the postmerger massive NS accretion disk may largely affect the neutron richness of the ejecta [12, 15, 16]. Consequently, neutrinos may alter the nucleosynthesis outcome of the rapid-neutron capture process (*r*-process) and the associated kilonova light curves. Moreover, the question of whether the pair annihilation of neutrinos above the BH accretion disk resulting from the mergers can be a viable option for the sGRB jet formation remains unsettled [17–20].

Given the potential major role of neutrinos in merger remnants, understanding their flavor evolution is crucial. Besides ordinary interactions of neutrinos with matter [21, 22], the ν – ν coherent forward scattering [23–25] can affect the flavor composition. However, while neu-

trino oscillations in the SN context have been widely discussed in the literature [26–29], only preliminary work exists on flavor conversions above mergers [30–35].

In mergers, a phenomenon known as “matter-neutrino resonance” (MNR) [31, 32, 36] may occur due to the near cancellation of the large but opposite contributions of ν – e and ν – ν interaction energies. The latter being negative as $\propto n_{\nu_e} - n_{\bar{\nu}_e} < 0$, with n_{ν_e} ($n_{\bar{\nu}_e}$) the local ν_e ($\bar{\nu}_e$) number densities; such a condition results from the overall protonization of the merger remnants [10–12].

The leading role played by the neutrino angular distribution in ν – ν interactions has been appreciated only recently in SNe [26, 28, 29]. In particular, close to the neutrino decoupling region in SNe, “fast” neutrino conversions [37–39] may occur within the length of $\sim (G_F |n_{\nu_e} - n_{\bar{\nu}_e}|)^{-1} \simeq \mathcal{O}(10)$ cm, with G_F the Fermi constant. Fast conversions may quickly lead to flavor equilibration and are exclusively driven by the angular distribution of the electron neutrino lepton number (ELN). Nevertheless, the angular distribution has been integrated out in all existing oscillation studies in merger remnants.

Similarly to SNe, the $\bar{\nu}_e$ decoupling region resides inside the ν_e one in merger remnants. However, differently from SNe, the flux of $\bar{\nu}_e$ is larger than that of ν_e because of the overall protonization. These lead to crossings between the angular distributions $\Phi_{\bar{\nu}_e} = dn_{\bar{\nu}_e}/d\Omega$ and $\Phi_{\nu_e} = dn_{\nu_e}/d\Omega$ (i.e., changes of sign of the ELN distribution $\Phi_{\bar{\nu}_e} - \Phi_{\nu_e}$) at any point above the ν_e decoupling surface as illustrated in Fig. 1. Fast neutrino conversions due to temporal instabilities should, therefore, be expected [40–42]. Note that in SNe, crossings of ELN distribution are not guaranteed (see e.g. Ref. [43]); they may only occur in the presence of LESA for certain emission directions [42, 44]. Therefore, fast conversions in supernovae may mainly occur because of the non-negligible flux of neutrinos not streaming in the radially forward direction [42]. In this sense, the merger remnants offer a more natural environment than SNe for fast conversions.

In this paper, the neutrino angular distributions are taken into account in the study of ν – ν interactions above merger remnant disks for the first time. Similarly to core-

*Electronic address: wu@nbi.ku.dk

†Electronic address: tamborra@nbi.ku.dk

collapse SNe, an exact numerical solution of the flavor distribution of propagating neutrinos in mergers is not yet affordable. However, we can estimate whether favorable conditions for fast flavor conversions are present in compact binary merger remnants by adopting analytical tools. To this purpose, we rely on the dispersion relation (DR) approach recently developed in Ref. [42].

The outline of our manuscript is as follows. First, we model the neutrino emission from compact binary merger remnants by introducing a simple two-neutrino-emitting disk model motivated by existing hydrodynamical simulations in Sec. II. In Sec. III, we introduce the equation of motion governing the neutrino flavor evolution and the DR in the flavor space. Results on the occurrence of temporal and spatial instabilities in the flavor space are presented in Sec. IV and Sec. V, respectively. Caveats on our main findings are discussed in Sec. VI, and conclusions are reported in Sec. VII.

II. TWO-NEUTRINO-EMITTING DISK MODEL

In order to examine whether fast flavor conversion occurs above the merger remnants, we refrain from relying on a specific merger model given the uncertainties intrinsic to the neutrino transport adopted in hydrodynamical simulations of these objects. We instead rely on the simple two-neutrino-emitting disk model shown in Fig. 1 (see also Appendix A). The choice of the model parameters is, however, guided by the hydrodynamical simulation of the massive NS-disk evolution [12].

In addition to the overall protonization discussed in the previous section, an important feature of merger remnants is that the spectral-averaged decoupling surfaces of ν_e and $\bar{\nu}_e$ are spatially well separated. This can be seen, for example, in Fig. 12 of Ref. [11] and Fig. 3 of Ref. [34] showing the size ratio of the decoupling surface of $\bar{\nu}_e$ to that of $\nu_e \sim 3/4$. This is a consequence of the neutron richness of the remnant system and the spatial extension of the accretion disk which leads to a smaller density gradient with respect to the SN proto-neutron star.

Based on the above discussion, we assume that for a NS-disk remnant, ν_e and $\bar{\nu}_e$ decouple instantaneously at surfaces approximated as finite-size disks of radii $R_{\bar{\nu}_e} = 0.75 R_{\nu_e}$ and heights $h_{\nu_e}/R_{\nu_e} = h_{\bar{\nu}_e}/R_{\bar{\nu}_e} = 0.25$. They are emitted half-isotropically from their respective surfaces with a flux ratio $\alpha \equiv \Phi_{\bar{\nu}_e}^0/\Phi_{\nu_e}^0 = 2.4$ and propagate freely afterwards. For the BH-torus, we model the ν_e -emitting tori by setting an inner edge of the surface at $R_0 = 0.15 R_{\nu_e}$ [11], representing the innermost stable circular orbit. Since in the merger remnants, the nonelectron neutrinos share the same properties, they do not enter the following analysis and will be omitted.

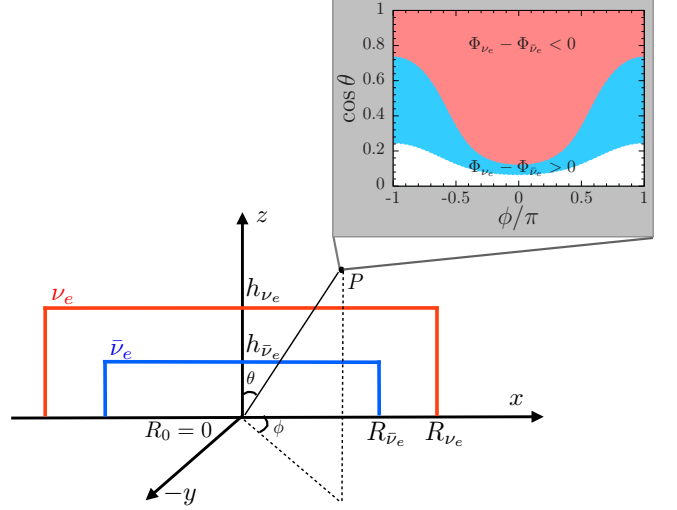


FIG. 1: Geometry of ν_e (in red) and $\bar{\nu}_e$ (in blue) emitting surfaces with radii R_{ν_e} and $R_{\bar{\nu}_e}$, heights h_{ν_e} and $h_{\bar{\nu}_e}$. R_0 is the innermost stable circular orbit for a BH-disk system ($R_0 = 0$ for a NS-disk remnant). Inset: Example of crossings of the ELN distribution ($\Phi_{\nu_e} - \Phi_{\bar{\nu}_e}$) as a function of the polar and azimuthal angles $\cos \theta$ and ϕ above the NS-disk. The exact shapes are calculated at $(x, z) = (0.6R_{\nu_e}, 0.35R_{\nu_e})$ with $R_{\bar{\nu}_e} = 0.75 R_{\nu_e}$ and $h_{\nu_e}/R_{\nu_e} = h_{\bar{\nu}_e}/R_{\bar{\nu}_e} = 0.25$. The region shaded in red (blue) corresponds to $\Phi_{\nu_e} < \Phi_{\bar{\nu}_e}$ ($\Phi_{\nu_e} > \Phi_{\bar{\nu}_e}$).

III. DISPERSION RELATION IN FLAVOR SPACE

The equation of motion (EoM) for each momentum mode governing the evolution of free streaming neutrinos is given by: $(\partial_t + \mathbf{v} \cdot \partial_{\mathbf{x}})\varrho = -i[H, \varrho]$ where $\mathbf{v} = (\sin \theta \cos \phi, \sin \theta \sin \phi, \cos \theta)$ is the velocity of an ultrarelativistic neutrino, whose 4-vector is $v^\mu = (1, \mathbf{v})$. The Wigner-transformed density matrix ϱ in the flavor basis encodes the flavor occupation numbers in the diagonal terms and flavor correlations in the off-diagonal terms. The Hamiltonian, H , consists of the contributions from the vacuum mixing [45], coherent-forward scattering between neutrinos and electrons, and that among neutrino themselves.

Dismissing the vacuum term and ignoring the energy dependence since we are interested in fast conversions, we express the neutrino density matrix in terms of the “flavor isospin” ξ and the occupation numbers f_{ν_β} for the neutrino flavor ν_β : $\varrho = [(f_{\nu_e} + f_{\nu_x}) + (f_{\nu_e} - f_{\nu_x})\xi]/2$ ($\bar{\varrho} = -[(f_{\nu_e} + f_{\bar{\nu}_x}) + (f_{\bar{\nu}_e} - f_{\bar{\nu}_x})\xi^*]/2$) for neutrinos (antineutrinos)¹ under the two-flavor mixing approximation. The Hamiltonian for $\xi(\mathbf{v})$ can be written as

$$H = v^\mu \lambda_\mu \frac{\sigma_3}{2} + \int d\Omega' v^\mu v'_\mu \xi(\mathbf{v}') g(\mathbf{v}'), \quad (1)$$

¹ Quantities such as f_{ν_β} , n_{ν_β} and Φ_{ν_β} are defined in the absence of flavor conversions in this work.

where, given the metric $\eta^{\mu\nu} = \text{diag}(1, -1, -1, -1)$, $v^\mu \lambda_\mu = \lambda_0 - \mathbf{v} \cdot \boldsymbol{\lambda}$ with $\lambda_0 = \sqrt{2} G_F n_e$, n_e being the net electron number density, $\boldsymbol{\lambda} = \lambda_0 \mathbf{v}_f$, and \mathbf{v}_f being the local fluid velocity. The neutrino potential angular distribution $g(\mathbf{v})$ per unit length per unit solid angle is proportional to the ELN angular distribution

$$g(\mathbf{v}) = \sqrt{2} G_F (\Phi_{\nu_e} - \Phi_{\bar{\nu}_e}) . \quad (2)$$

Φ_{ν_β} is related to the distribution functions f_{ν_β} by

$$\Phi_{\nu_\beta}(\mathbf{v}) = \frac{dn_{\nu_\beta}(\mathbf{v})}{d\Omega} = \frac{1}{(2\pi)^3} \int dE E^2 f_{\nu_\beta}(E, \mathbf{v}) , \quad (3)$$

with $d\Omega = d\cos\theta d\phi$ the differential solid angle. Since we work in the corotating frame of the disk, the term $\mathbf{v} \cdot \boldsymbol{\lambda}$ will be neglected from now on.

In order to investigate whether off-diagonal terms may originate in the density matrix giving rise to fast conversions, we now linearize the EoM [46, 47] and track the evolution of the off-diagonal term S in ξ ,

$$\xi = \begin{pmatrix} 1 & S \\ S^* & -1 \end{pmatrix} , \quad (4)$$

by neglecting terms larger than $\mathcal{O}(|S|)$. Assuming that $S(\mathbf{v})$ evolves as a plane wave $S(\mathbf{v}, t, \mathbf{x}) = Q(\mathbf{v}, \omega, \mathbf{k}) e^{-i(\omega t - \mathbf{k} \cdot \mathbf{x})}$, the EoM becomes [42]

$$v_\mu s^\mu Q(\mathbf{v}, \omega, \mathbf{k}) + \int d\Omega' v_\mu v'^\mu g(\mathbf{v}') Q(\mathbf{v}', \omega, \mathbf{k}) = 0 , \quad (5)$$

by defining the 4-vector $s^\mu \equiv (\omega - \lambda_0 - \epsilon_0, \mathbf{k} - \boldsymbol{\epsilon})$, $\epsilon_0 \equiv \int d\Omega g(\mathbf{v})$ and $\boldsymbol{\epsilon} \equiv \int d\Omega g(\mathbf{v}) \mathbf{v}$. From the structure of Eq. (5), one sees that the solution of $Q(\mathbf{v}, \omega, \mathbf{k})$ has the form of $(v_\mu a^\mu)/(v_\mu s^\mu)$. A nontrivial a^μ exists, if

$$\det[\Pi_{\mu\nu}(\omega, \mathbf{k})] = 0 , \quad (6)$$

where $\Pi_{\mu\nu}(\omega, \mathbf{k}) = \eta_{\mu\nu} + \int d\Omega v_\mu v_\nu g(\mathbf{v})/(v_\mu s^\mu)$.

Equation (6) is the DR for the mode with (ω, \mathbf{k}) [42]. If the solutions satisfying the DR consist of real (ω, \mathbf{k}) only, any initial perturbations in the flavor space do not grow in the linear regime. If, however, any conjugate pair of complex solutions in ω or k_i ($i \in \{x, y, z\}$) satisfies the DR, an instability growing exponentially with rate $|\text{Im}(\omega)|$ or $|\text{Im}(k_i)|$ occurs, leading to flavor conversions. Practically, one examines whether the system is temporally (spatially) unstable by finding all solutions of ω (k_i) with a given \mathbf{k} (ω and $k_{j \neq i}$) [42].

IV. TEMPORAL INSTABILITIES ABOVE THE REMNANTS

Motivated by the crossings of the local ELN distribution resulting from the disk emission geometry and the protonization of the merger remnant, we now investigate conditions for temporal instabilities above the

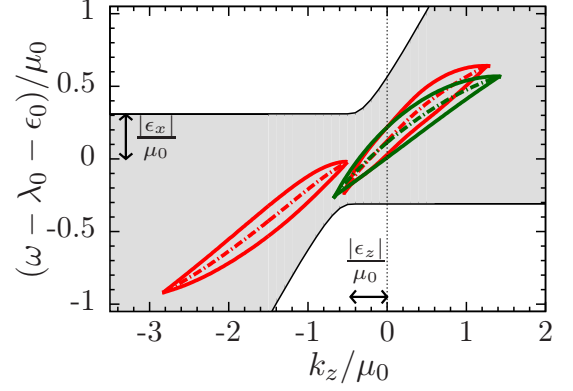


FIG. 2: Dispersion relation of $\mathbf{k} = (0, 0, k_z)$ for the ELN distribution shown in Fig. 1 with $\alpha = \Phi_{\nu_e}^0 / \Phi_{\bar{\nu}_e}^0 = 2.4$. For the complex ω that lead to flavor instability, $\text{Re}(\omega)$ are shown by the red (green) dash-dotted curves and $\text{Re}(\omega) \pm \text{Im}(\omega)$ are shown by the red (green) solid curves for the MS preserving (breaking) solutions. The gray regions are the zone of avoidance for real (ω, k_z) . The temporal instability exists for a large range of k_z/μ_0 and it is, therefore, unavoidable.

NS-disk system. To this purpose, we examine the solution of the DR for the ELN distribution at the location $(x, z) = (0.6 R_{\nu_e}, 0.35 R_{\nu_e})$ above the NS-disk system shown in Fig. 1 as a benchmark case. We note that any generic point above the ν_e -emitting surface would exhibit qualitatively similar solutions for the DR (see also Appendix A for $g(\mathbf{v})$ distributions at different locations), despite the relative contribution of ν_e and $\bar{\nu}_e$ to $g(\mathbf{v})$ varies significantly at different locations. This is because the features responsible for inducing flavor conversions (i.e., the change of sign in $g(\mathbf{v})$) are present everywhere above the remnant and cannot be avoided differently from the SN case.

First, we solve the DR equation for the modes $\mathbf{k} = (0, 0, k_z)$ and $\alpha \equiv \Phi_{\bar{\nu}_e}^0 / \Phi_{\nu_e}^0 = 2.4$. Due to the mirror symmetry (MS) with respect to the y axis, Eq. (6) has $\Pi_{02} = \Pi_{12} = \Pi_{32} = 0$ and it reduces to

$$\Pi_{22}(-\Pi_{03}^2 \Pi_{11} + 2\Pi_{01} \Pi_{03} \Pi_{13} - \Pi_{00} \Pi_{13}^2 - \Pi_{33} \Pi_{01}^2 + \Pi_{00} \Pi_{11} \Pi_{33}) = 0 . \quad (7)$$

An $\text{Im}(\omega) \neq 0$ from $\Pi_{22} = 0$ corresponds to a MS breaking unstable solution. When the terms inside the parentheses sum to 0, a MS-preserving solution occurs instead.

Figure 2 shows the temporal DR for the benchmark location. We define $\mu_0 = \sqrt{2} G_F n_{\nu_e}^0$ to denote a typical length scale,

$$\mu_0 \approx 4.25 \text{ cm}^{-1} \left(\frac{L_{\nu_e}}{10^{53} \text{ erg/s}} \right) \left(\frac{10 \text{ MeV}}{\langle E_{\nu_e} \rangle} \right) \left[\frac{(100 \text{ km})^2}{R_{\nu_e}^2 - R_0^2} \right] , \quad (8)$$

with L_{ν_e} the total energy luminosity of ν_e , $\langle E_{\nu_e} \rangle$ the corresponding average energy. A temporal instability generally exists for a large range of $|k_z|/\mu_0$ (i.e., $|k_z| \simeq$ a few times μ_0), centered around $k_z \approx \epsilon_z = -0.46 \mu_0$.

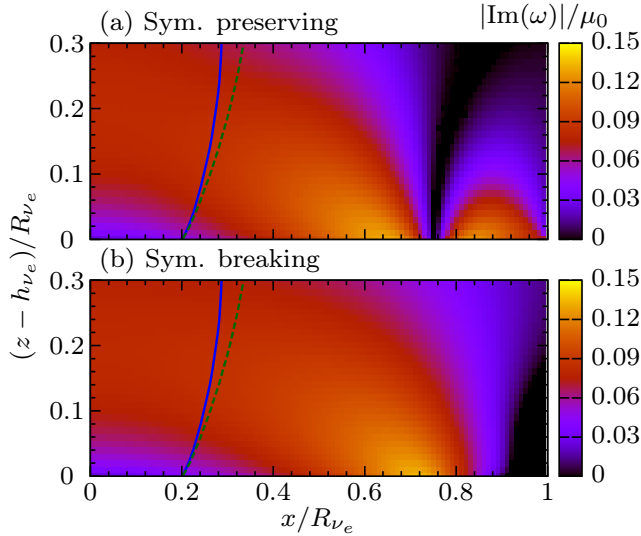


FIG. 3: Contour plot of $|\text{Im}(\omega)|/\mu_0$ in the (x, z) plane above the ν_e -surface for $\mathbf{k} = 0$ for our benchmark NS-disk model. The mirror symmetry preserving and breaking solutions are shown in panel (a) and (b). Also shown are the MNR locations obtained by adopting the n_e profiles of [12] for neutrinos emitted at $(x, z) = (0, h_{\nu_e})$ (solid blue curve) and at $(x, z) = (-R_{\nu_e}, h_{\nu_e})$ (dashed green curve). Fast conversions occur everywhere above the ν_e surface and could alter the otherwise favorable conditions for the MNR.

Because of the broken axial symmetry, we find three branches of the unstable solutions: two of them preserving the y -MS (red curves) and the other one breaking this symmetry (green curves). No real solutions exist for the selected (x, z) due to the enlarged zone of avoidance (gray region), where $Q(\mathbf{v})$ would become singular as a result of larger asymmetry in the x direction ($|\epsilon_x| = 0.31\mu_0$). Note that, for $g(\mathbf{v})$ corresponding to other (x, z) above the ν_e surface, we find nonzero real solution(s) that sometimes coexist with the complex ones because of the disk geometry, differently from the findings of Ref. [42].

So far, we have focused on the temporal instabilities for one specific point (x, z) above the ν_e surface of the NS disk. Since the $k_z = 0$ mode is unstable in this studied case, we adopt it as the benchmark wave number and generalize our study to any (x, z) above the ν_e emitting disk surface. Figure 3 shows contour plots of the growth rate $|\text{Im}(\omega_0)|/\mu_0$ in the (x, z) plane. MS preserving (panel(a)) and breaking (panel(b)) flavor instabilities exist in most of the region above the ν_e surface. Moreover, $|\text{Im}(\omega_0)|/\mu_0$ at some vertical distance above the ν_e surface may be larger than that at the surface. The growth rate $|\text{Im}(\omega)|$ is typically large $\sim 0.1\mu_0$, leading to flavor conversion in the length scale of cm.

The eventual occurrence of fast conversions above the ν_e emitting surface hints towards a change of paradigm of the current picture of flavor conversions in merger remnants, in particular concerning the occurrence of the MNR. In fact, in Fig. 3 we also show the loca-

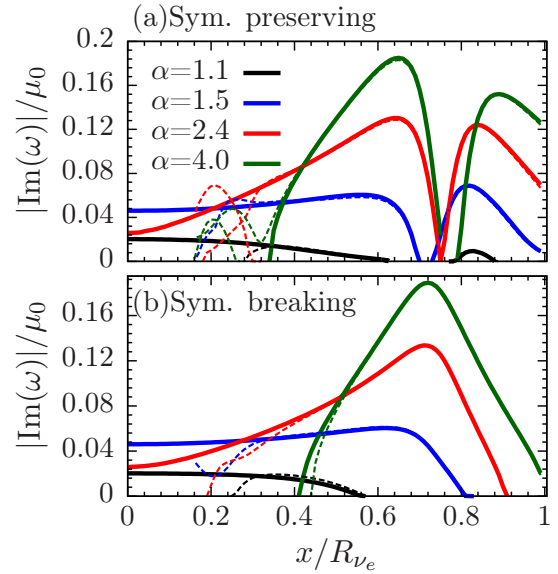


FIG. 4: Growth rate of the flavor instability, $|\text{Im}(\omega)|/\mu_0$, as a function of x on the ν_e -surface for the same NS disk in Fig. 1 (thick curves) with different $\alpha = \Phi_{\nu_e}^0/\Phi_{\nu_e}^0$ for the mirror symmetry preserving solutions [panel (a)] and the mirror symmetry breaking solutions [panel (b)]. The thin dashed curves show the corresponding solutions of the BH torus with $R_0 = 0.15R_{\nu_e}$. For any $\alpha \geq 1.1$, flavor instabilities exist above the ν_e surface.

tions of the MNR for neutrinos emitted from the center ($x = 0, z = h_{\nu_e}$, solid blue curve) and the opposite side of the disk ($x = -R_{\nu_e}, z = h_{\nu_e}$, dashed green curve), using the n_e profiles from [12] to model the matter potential. Before these neutrinos reach the MNR locations, they will traverse the region where the fast conversions can occur and this would likely alter the MNR conditions.

In order to further generalize our results to any α compatible with existing hydrodynamical simulations, Fig. 4 shows the temporal instability of $\mathbf{k} = 0$ for the same disk model with different values of the flux ratio $\alpha = 1.1, 1.5, 2.4$, and 4.0 ² covering the range of $(L_{\bar{\nu}_e}/\langle E_{\bar{\nu}_e} \rangle)/(L_{\nu_e}/\langle E_{\nu_e} \rangle)$ from hydrodynamical simulations listed in Table 7 of Ref. [34]. For this wide range of α , MS preserving and breaking flavor instabilities are found in most of the region right above the ν_e surface. As one moves from the disk center towards the edge, the MS preserving unstable solution shifts from one branch to another (see Figs. 2 and 3), and there is a small region where no MS preserving unstable solution exists. Nevertheless, the MS breaking unstable solution is nonzero in this region. We conclude that fast conversions can occur in most of the region above the merger remnant of the

² We note that $\alpha > 1.78$ ($\alpha < 1.78$) corresponds to a net protonization (neutronization) of the NS-disk system for the assumed $R_{\bar{\nu}_e}/R_{\nu_e}$.

NS disks for any realistic α .

For the remnant system consisting of a central BH and an accretion disk, we show in Fig. 4 the corresponding temporal instability with thin dashed curves for $R_0 = 0.15 R_{\nu_e}$ for both ν_e and $\bar{\nu}_e$ emitting tori (see Fig. 1 and Appendix A for details). The growth rates are different in the proximity of R_0 , but for $x \gtrsim 0.4 R_{\nu_e}$, they coincide with the values in the NS-disk ($R_0 = 0$) cases. Note that close to R_0 , the growth rates might be even enhanced due to the suppressed $\bar{\nu}_e$ phase space in our simple toy model.

V. SPATIAL INSTABILITIES ABOVE THE REMNANTS

Similarly to the temporal instabilities discussed in Sec. IV, the ELN crossings can also lead to the occurrence of spatial instabilities [41, 42]. However, differently from the temporal instabilities whose growth rate does not depend on the adopted matter density profile, the matter density has strong impact on the occurrence of spatial instabilities [40, 41].

To study spatial instabilities in the compact binary merger remnants, we adopt the same NS-disk neutrino emission model as in Sec. IV and the cylindrically-averaged electron number density profile $n_e(x, z)$ from Ref. [12] at 60 ms post merger. As we will show later, spatial instabilities are more likely to occur in the low-density polar region above the disk, therefore we choose the location $(x, z) = (0, 0.25 R_{\nu_e})$ on the ν_e emitting surface as a benchmark example to study the DR for the occurrence of spatial instabilities. Figure 5 shows the k_z (k_x) solution of DR as a function of ω for a mode with $k_x = k_y = 0$ ($k_z = k_y = 0$) for the NS-disk system with $\alpha = 2.4$.

Since the spatially unstable solutions usually exist at $|\omega - \lambda_0 - \epsilon_0| \lesssim \mu_0$, a large $\lambda_0 + \epsilon_0$ can suppress the instability for a mode with $\omega = 0$ as shown in the panel (a) of Fig. 5, in which the mode propagating at the z direction with $\omega = k_x = k_y = 0$ is stable. (This is mainly due to ϵ_0 , similarly to the multiangle self-suppression [46, 48].)

However, this depends on the propagating mode that one is examining. For example, panel (b) shows that, at the same location, a spatial instability can exist for the mode propagating in the x direction with $\omega = k_z = k_y = 0$. This is due to the fact that neutrinos travel in all ϕ directions above the disk, therefore providing enough transverse flux for the spatial instabilities to occur³. Moreover, even though the propagating mode with $\omega = 0$ can be stable with respect to spatial instabilities

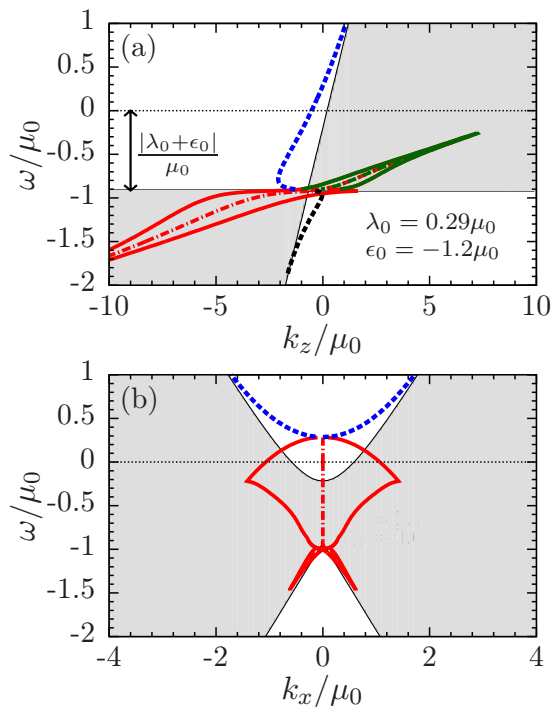


FIG. 5: Dispersion relation of $(\omega, \mathbf{k}) = (\omega, 0, 0, k_z)$ [panel(a)] and $(\omega, k_x, 0, 0)$ [panel(b)] for the ELN distribution at $(x, z) = (0, 0.25 R_{\nu_e})$ with $\alpha = \Phi_{\nu_e}^0/\Phi_{\bar{\nu}_e}^0 = 2.4$ (see top left panel of Fig. 9). For the complex $k_{z,x}$ that lead to the spatial flavor instability, $\text{Re}(k_{z,x})$ are shown by the red (green) dash-dotted curves and $\text{Re}(k_{z,x}) \pm \text{Im}(k_{z,x})$ are shown by the red (green) solid curves for the MS preserving (breaking) solutions. The gray regions are zone of avoidance for real $(\omega, k_{z,x})$.

in some cases, if there exists a highly oscillatory perturbation in the mode with $\omega \approx \lambda_0 + \epsilon_0$, the system can always be unstable due to the ELN crossing (see previous section).

Now let us look at how the spatial instabilities depend on the location above the disk. Above the NS-disk, the angular momentum of the system keeps the density in the region close to the z axis much lower compared to the off-axis parts (see, e.g., Fig. 1 of Ref. [34]). Therefore, the occurrence of spatial instabilities sensitively depends on the location above the disk. Figure 6 shows the y -MS preserving instabilities of the propagating modes with $\omega = k_x = k_y = 0$ and $\omega = k_z = k_y = 0$ above the ν_e -surface.

In the outer region above the disk, spatial instabilities are suppressed by the large matter potential, $\lambda_0 \gg |\epsilon_0|$. Inside the low-density funnel, where $\lambda_0 \lesssim |\epsilon_0|$, the k_z instability only exists where $\lambda_0 \sim \epsilon_0$, close to the MNR region. However, the propagating k_x modes can be unstable everywhere inside the low-density funnel.

Because the instabilities only occur in the inner region above the disk, the breaking of the local MS symmetry is minor. Therefore, the unstable k_y solutions and the MS breaking k_x solutions are very similar to the k_x MS preserving solutions and therefore are not discussed here.

³ Similar spatial instabilities should be expected to happen also within the SN case even when neutrinos are not propagating radially backwards.

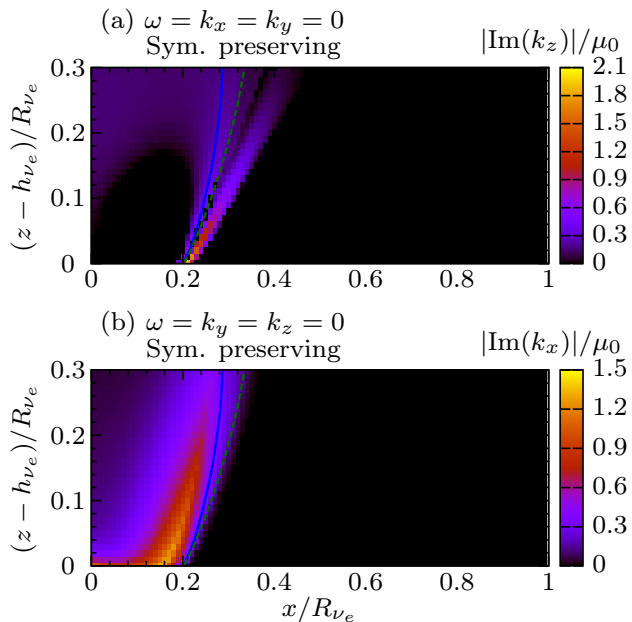


FIG. 6: Contour plot of the mirror symmetry preserving solution of $|\text{Im}(k_z)|/\mu_0$ [panel(a)] and $|\text{Im}(k_x)|/\mu_0$ [panel(b)] in the (x, z) plane above the ν_e -surface for $\omega = k_x = k_y = 0$ and $\omega = k_z = k_y = 0$ for the NS-disk model with $\alpha = 2.4$, using the n_e profiles of [12] at 60 ms post merger. Also shown are the MNR locations for neutrinos emitted at $(x, z) = (0, h_{\nu_e})$ (solid blue curve) and at $(x, z) = (-R_{\nu_e}, h_{\nu_e})$ (dashed green curve). The spatial instabilities exist inside the low-density funnel where $\lambda_0 \lesssim |\epsilon_0|$ and are largely suppressed outside the funnel where $\lambda_0 \gg |\epsilon_0|$.

We note that the growth rate of the spatial instabilities is generally larger than the temporal instabilities discussed in Sec. IV. This suggests that in order to fully grasp how flavor conversion develops above the disk in the nonlinear regime, numerical simulations that evolve simultaneously in time and space coordinates are necessary.

VI. DISCUSSION

Within our simplified two-neutrino-emission disks model, we have shown that both temporal and spatial instabilities can exist above the remnants of compact binary mergers. This is a direct consequence of the larger local antineutrino emissivity compared to the neutrino one as well as of the spatial separation of their respective emission surfaces.

In a more realistic environment, the matter density profile along the z direction would decrease much faster on the surface of the central massive neutron star and in the inner part of the disk. As a consequence, the separation between ν_e and $\bar{\nu}_e$ in the inner disk region would be smaller than in the outer region. However, one should still expect an overall more extended ν_e surface

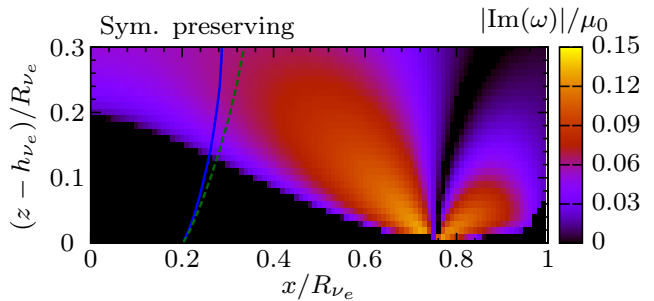


FIG. 7: Symmetry preserving solution of $|\text{Im}(\omega)|/\mu_0$ in the (x, z) plane above the ν_e -surface for $\mathbf{k} = 0$ for the same NS-disk model as in Fig. 3 except for that $h_{\nu_e} = h_{\bar{\nu}_e} = 0.25R_{\nu_e}$. The temporal instability in the central part right above the disk is suppressed, see Fig. 3 for comparison.

with respect to the $\bar{\nu}_e$ one in the outer region as a result of the spatial extension of the accretion disk.

In order to investigate whether the above effect could modify our main findings, we have examined the occurrence of instabilities in an extreme scenario in which the heights of ν_e and $\bar{\nu}_e$ emission surfaces are the same. As an example, Fig. 7 shows the y -MS preserving solution of $|\text{Im}(\omega)|/\mu_0$ in the (x, z) plane above the ν_e surface for $\mathbf{k} = 0$ for a NS-disk model with $h_{\nu_e} = h_{\bar{\nu}_e} = 0.25R_{\nu_e}$, $R_{\bar{\nu}_e} = 0.75R_{\nu_e}$, and $\alpha = 2.4$. In this case, the temporal instability in the central part right above the disk can be suppressed (see Fig. 3 with $h_{\bar{\nu}_e} = 0.75h_{\nu_e}$ for comparison). This is because of the reduced ν_e dominated part of the ELN distribution very close to the inner part of ν_e emission surface.

Far away from the surface in Fig. 3, where the spatial extension of the disks becomes important, favorable conditions for temporal instability are however recovered. Furthermore, the spatial instabilities for the transversely propagating mode can always exist. Thus, we conclude that even taking into account a more realistic neutrino emission geometry, flavor instabilities leading to fast pairwise conversion exist in an extended region above the merger remnants.

In a realistic astrophysical environment, a non-negligible flux of neutrinos streaming in the negative z direction exists because of collisions. This may also be responsible for fast flavor conversions [40–42]. Given the still preliminary neutrino transport employed in merger simulations with respect to SN simulations, we refrain from including any backward contribution in our toy-model. In fact, given the favorable conditions for fast flavor conversions determined by the ubiquitous crossings of ELN distribution, any contribution due to neutrino collisions would further strengthen our conclusions.

Likewise, hydrodynamical simulations would predict location-dependent neutrino emissivities, forward-peaked neutrino angular distributions on their emission surfaces (instead of the uniform distributions adopted here), and time-dependent neutrino properties due to the long-term

evolution of the remnant system. Those effects, not considered in our simple model, can all quantitatively influence the exact conditions responsible for fast conversions. However, we expect the qualitative features presented here will be unchanged.

VII. CONCLUSIONS

NS-NS and NS-BH compact mergers are neutrino-dense sources. For the first time, we investigate the role of the neutrino angular distributions in flavor conversions in merger remnant disks and explore the occurrence of fast flavor conversions. Given the current uncertainties on the modeling of the neutrino transport in merger remnants, we do not rely on direct inputs from a specific hydrodynamical simulation and, instead, model the local neutrino radiation field using a simple two-neutrino-emitting surfaces model whose parameters are guided by [12]. We then adjust the model parameters to cover the range spanned by existing hydrodynamical simulations and obtain reliable results.

Because of the larger $\bar{\nu}_e$ flux with respect to the ν_e one, and the emission geometry of the disk, crossings between the ν_e and $\bar{\nu}_e$ angular distributions are present for any point above the merger disk remnant, differently from SNe, where crossings do not occur unless strong directional-dependent neutrino emission is invoked due to the multidimensional effects. Consequently, we showed in Sec. IV that fast flavor conversions caused by temporal disturbances may be intrinsically unavoidable in compact mergers remnants.

We also discussed the presence of spatial instabilities in Sec. V. Those are sensitive to the model-dependent matter density profile and to the transversally propagating neutrinos. Favorable conditions for those instabilities, with growth rates larger than the temporal instabilities, appear above merger remnants. Nevertheless, spatial instabilities occur in smaller spatial regions than the temporal ones due to the partial matter suppression effect (unless initial perturbations exists in $\omega \approx \lambda_0 + \epsilon_0$ not studied in this work). The presence of any spatial instabilities would make the system, already suffering unavoidable temporal instabilities, even more unstable. Hence, it is necessary to take into account both temporal and spatial evolution of flavor conversion in upcoming numerical studies.

A more realistic shape of neutrino emitting surfaces may certainly affect the results obtained within our simple two-disks model quantitatively. In Sec. VI, we discussed the potential impact and showed that our conclusions should be qualitatively fairly general despite that the two-disk neutrino emission model is highly simplified.

The stability analysis presented in this paper proves that favorable conditions for fast flavor conversions can exist in mergers. However, similarly to the case of core-collapse supernovae, we still miss an exact numerical solution of the neutrino flavor evolution. Our prelimi-

nary results suggest that fast flavor conversions should be taken seriously in compact merger remnants as they may lead to flavor equilibration very close to the neutrino decoupling region.

Flavor equilibration in the neutrino decoupling region could be responsible for nontrivial modifications of the jet dynamics, if powered by neutrinos, as well as of the production of heavy elements. For example, it could largely reduce the neutrino pair annihilation rate above a BH-torus remnant [10, 11]. Similarly, it could also change the composition of the ejecta exposed to neutrinos [12, 15, 16]. This will modify the predicted r -process outcome and the associated kilonova light curves in merger events. Given that the relevant length scales induced by fast conversions are much smaller than the resolution of merger simulations, the impact of pairwise conversions should be phenomenologically explored. In addition, as a consequence of our findings, the adopted picture of the MNR occurring in merger remnants should be revised, and future work is needed in this direction.

Acknowledgments

We thank Thomas Janka for helpful discussions, Albino Perego for providing the density profiles of the simulation presented in Ref. [12], as well as Ignacio Izaguirre and Georg Raffelt for useful comments on the manuscript. Support from the Knud Højgaard Foundation, the Villum Foundation (Project No. 13164) and the Danish National Research Foundation (DNRF91) is acknowledged.

Appendix A: Emission geometry of the two-disks neutrino model

The toy-model adopted to simulate the neutrino emission from compact binary merger remnants is here described in detail. The local neutrino radiation field is also characterized for any point above the emitting surface.

The neutrino decoupling region has been approximated by flavor-dependent emitting surfaces shown in Fig. 1. For the sake of simplicity, we assume that the (energy-integrated) angular distribution on each ν surface is half-isotropic with $\Phi_{\nu\beta}^0 = dn_{\nu\beta}^0/d\Omega = L_{\nu\beta}/[2\pi^2(R_{\nu\beta}^2 - R_0^2)\langle E_{\nu\beta} \rangle]$ for $\cos\theta \geq 0$, $R_0 \leq \sqrt{x^2 + y^2} \leq R_{\nu\beta}$ at $z = h_{\nu\beta}$, where $L_{\nu\beta}$ is the total energy luminosity of ν_β and $\langle E_{\nu\beta} \rangle$ is the corresponding average energy. The choice of the model parameters is guided by the hydrodynamical simulation of the massive NS-disk evolution as a remnant of a NS-NS merger [12]: $R_{\bar{\nu}_e} = 0.75R_{\nu_e}$, $h_{\nu_e}/R_{\nu_e} = h_{\bar{\nu}_e}/R_{\bar{\nu}_e} = 0.25$, and $\alpha \equiv \Phi_{\bar{\nu}_e}^0/\Phi_{\nu_e}^0 = 2.4$.

At a given location, $P \equiv (x, z)$, above the neutrino emitting surfaces depicted in Fig. 1, $g(\mathbf{v})$ can be rewritten

as

$$g(\mathbf{v}) = \sqrt{2}G_F[\Phi_{\nu_e}^0 \zeta_{\nu_e}(\mathbf{v}) - \Phi_{\bar{\nu}_e}^0 \zeta(\mathbf{v})], \quad (\text{A1})$$

where $\zeta_{\nu_\beta}(\mathbf{v}) = 1$ for any \mathbf{v} that can be traced back to the corresponding ν_β -emitting surfaces and 0 otherwise.

For the NS-disk ($R_0 = 0$), the ranges of $\theta \in [\theta_{\min}, \theta_{\max}]$ and $\phi \in [-\phi_{\max}, \phi_{\max}]$ in which $\zeta_{\nu_\beta}(\mathbf{v}) = 1$ can be derived straightforwardly and are shown in Fig. 8 (top panel). They are defined by

$$\cos \phi_{\max} = \begin{cases} -1 & 0 \leq x < R_{\nu_\beta} \\ \frac{\sqrt{x^2 - R_{\nu_\beta}^2}}{x} & x \geq R_{\nu_\beta} \end{cases}, \quad (\text{A2a})$$

$$\tan \theta_{\min} = \begin{cases} 0 & 0 \leq x < R_{\nu_\beta} \\ \frac{x \cos \phi - \sqrt{R_{\nu_\beta}^2 - x^2 \sin^2 \phi}}{z - h_{\nu_\beta}} & x \geq R_{\nu_\beta} \end{cases}, \quad (\text{A2b})$$

$$\tan \theta_{\max} = \frac{x \cos \phi + \sqrt{R_{\nu_\beta}^2 - x^2 \sin^2 \phi}}{z - h_{\nu_\beta}}. \quad (\text{A2c})$$

Note that θ_{\min} and θ_{\max} are functions of ϕ .

For the BH-torus, the corresponding values of ϕ_{\max} are the same as in the above equations. On the other hand, the range of θ for $x \geq R_0$ becomes more complicated.

Given the configuration of the emitting surface shown in Fig. 8 (middle panel), for $\phi \geq \phi_B = \arccos(\sqrt{x^2 - R_0^2}/x)$ or $\phi \leq -\phi_B$, $\zeta_{\nu_\beta}(\mathbf{v}) = 1$ for $\theta \in [\theta_{\min}, \theta_{\max}]$. Similarly, for $-\phi_B < \phi < \phi_B$, $\zeta_{\nu_\beta}(\mathbf{v}) = 1$ for $\theta \in [\theta_{\min}, \theta_{\text{near}}]$ and $\theta \in [\theta_{\text{far}}, \theta_{\max}]$ with

$$\tan \theta_{\text{near}} = \frac{x \cos \phi - \sqrt{R_0^2 - x^2 \sin^2 \phi}}{z - h_{\nu_\beta}}, \quad (\text{A3a})$$

$$\tan \theta_{\text{far}} = \frac{x \cos \phi + \sqrt{R_0^2 - x^2 \sin^2 \phi}}{z - h_{\nu_\beta}}. \quad (\text{A3b})$$

See also the bottom panel of Fig. 8 for details.

As an illustrative example, $\Phi_{\nu_e} - \Phi_{\bar{\nu}_e} = [\Phi_{\nu_e}^0 \zeta_{\nu_e}(\mathbf{v}) - \Phi_{\bar{\nu}_e}^0 \zeta(\mathbf{v})]$ as a function of $\cos \theta$ and ϕ is shown in Fig. 9 for the same NS-disk model of Fig. 1 (panel (a), top three rows) and for the BH-torus model (panel (b), bottom three rows). A set of (x, z) locations is plotted for both the NS and BH cases. In the red shaded area, $g(\mathbf{v}) < 0$ [$\zeta_{\nu_e}(\mathbf{v}) = \zeta_{\bar{\nu}_e}(\mathbf{v}) = 1$] for $\Phi_{\bar{\nu}_e}^0 / \Phi_{\nu_e}^0 > 1$. In the blue area, $g(\mathbf{v}) > 0$ [$\zeta_{\bar{\nu}_e}(\mathbf{v}) = 0$]. In the white area, $g(\mathbf{v}) = 0$ and in the orange area $\zeta_{\nu_e}(\mathbf{v}) = 0$. Figure 9 shows that as one moves away from the surface center, the $\bar{\nu}_e$ contribution can be significantly reduced and $g(\mathbf{v}) = 0$ for a certain range of $\cos \theta$ and ϕ . In the BH-torus ($R_0 \neq 0$), white holes appear in $g(\mathbf{v})$ as well as regions only populated by $\bar{\nu}_e$ because of the toroidal geometry described above.

-
- [1] D. Eichler, M. Livio, T. Piran, and D. N. Schramm, *Nature* **340**, 126 (1989).
 - [2] E. Berger, *Ann. Rev. Astron. Astrophys.* **52**, 43 (2014), 1311.2603.
 - [3] B. D. Metzger, G. Martínez-Pinedo, S. Darbha, E. Quataert, A. Arcones, D. Kasen, R. Thomas, P. Nugent, I. V. Panov, and N. T. Zinner, *Mon. Not. Roy. Astron. Soc.* **406**, 2650 (2010), 1001.5029.
 - [4] N. R. Tanvir, A. J. Levan, A. S. Fruchter, J. Hjorth, K. Wiersema, R. Tunnicliffe, and A. de Ugarte Postigo, *Nature* **500**, 547 (2013), 1306.4971.
 - [5] B. Yang, Z.-P. Jin, X. Li, S. Covino, X.-Z. Zheng, K. Hotokezaka, Y.-Z. Fan, T. Piran, and D.-M. Wei, *Nature Commun.* **6**, 7323 (2015), 1503.07761.
 - [6] J. M. Lattimer and D. N. Schramm, *Astrophys. J.* **192**, L145 (1974).
 - [7] C. Freiburghaus, S. Rosswog, and F.-K. Thielemann, *Astrophys. J.* **525**, L121 (1999).
 - [8] B. P. Abbott et al. (Virgo, LIGO Scientific), *Phys. Rev. Lett.* **116**, 061102 (2016), 1602.03837.
 - [9] B. P. Abbott et al. (Virgo, LIGO Scientific), *Phys. Rev. Lett.* **116**, 241103 (2016), 1606.04855.
 - [10] M. Ruffert, H.-T. Janka, K. Takahashi, and G. Schaefer, *Astron. Astrophys.* **319**, 122 (1997), astro-ph/9606181.
 - [11] F. Foucart, E. O'Connor, L. Roberts, M. D. Duez, R. Haas, L. E. Kidder, C. D. Ott, H. P. Pfeiffer, M. A. Scheel, and B. Szilagyi, *Phys. Rev. D* **91**, 124021 (2015), 1502.04146.
 - [12] A. Perego, S. Rosswog, R. M. Cabezon, O. Korobkin, R. Käppeli, A. Arcones, and M. Liebendörfer, *Mon. Not. Roy. Astron. Soc.* **443**, 3134 (2014), 1405.6730.
 - [13] A. Sadowski, K. Belczynski, T. Bulik, N. Ivanova, F. A. Rasio, and R. W. O'Shaughnessy, *Astrophys. J.* **676**, 1162 (2008), 0710.0878.
 - [14] B. P. Abbott et al. (Virgo, LIGO Scientific), *Astrophys. J.* **832**, L21 (2016), 1607.07456.
 - [15] S. Wanajo, Y. Sekiguchi, N. Nishimura, K. Kiuchi, K. Kyutoku, and M. Shibata, *Astrophys. J.* **789**, L39 (2014), 1402.7317.
 - [16] B. D. Metzger and R. Fernández, *Mon. Not. Roy. Astron. Soc.* **441**, 3444 (2014), 1402.4803.
 - [17] R. Birkel, M. A. Aloy, H.-T. Janka, and E. Müller, *Astron. Astrophys.* **463**, 51 (2007), astro-ph/0608543.
 - [18] I. Zalamea and A. M. Beloborodov, *Mon. Not. Roy. Astron. Soc.* **410**, 2302 (2011), 1003.0710.
 - [19] S. Richers, D. Kasen, E. O'Connor, R. Fernández, and C. D. Ott, *Astrophys. J.* **813**, 38 (2015), 1507.03606.
 - [20] O. Just, M. Obergaulinger, H. T. Janka, A. Bauswein, and N. Schwarz, *Astrophys. J.* **816**, L30 (2016), 1510.04288.
 - [21] L. Wolfenstein, *Phys. Rev. D* **17**, 2369 (1978).
 - [22] S. P. Mikheyev and A. Yu. Smirnov, *Sov. J. Nucl. Phys.* **42**, 913 (1985), [Yad. Fiz.42,1441(1985)].
 - [23] G. M. Fuller, R. W. Mayle, J. R. Wilson, and D. N. Schramm, *Astrophys. J.* **322**, 795 (1987).
 - [24] J. T. Pantaleone, *Phys. Lett. B* **287**, 128 (1992).
 - [25] G. Sigl and G. Raffelt, *Nucl. Phys. B* **406**, 423 (1993).
 - [26] H. Duan, G. M. Fuller, and Y.-Z. Qian, *Ann. Rev. Nucl.*

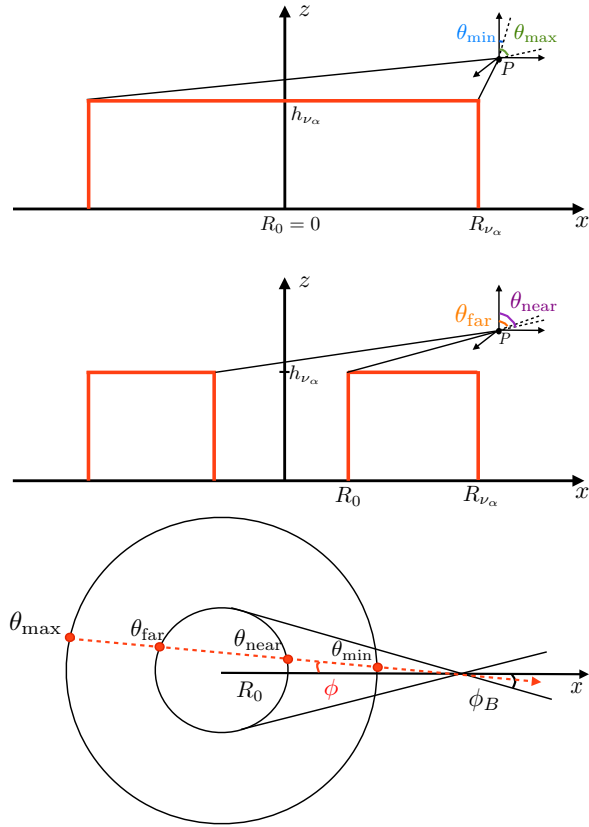


FIG. 8: Angular projections for neutrinos emitted from the disk surface. Top panel: The neutrino distribution at a point P at a certain distance from the NS-disk surface is restricted within the angles θ_{\min} and θ_{\max} for a certain ϕ [see Eq. (A2)]. Middle panel: Same as above but for a BH-disk surface. The neutrino distribution at P also depend on ϕ . In this example, neutrinos can only reach P from $\theta_{\min} \leq \theta \leq \theta_{\text{near}}$ and $\theta_{\text{far}} \leq \theta \leq \theta_{\max}$, see Eq. (A3). Bottom panel: Angular projections for the BH-disk viewed from above, see text for details.

Part. Sci. **60**, 569 (2010), 1001.2799.

- [27] H. Duan, Int. J. Mod. Phys. **E24**, 1541008 (2015), 1506.08629.

- [28] A. Mirizzi, I. Tamborra, H.-T. Janka, N. Saviano, K. Scholberg, R. Bollig, L. Hudepohl, and S. Chakraborty, Riv. Nuovo Cim. **39**, 1 (2016), 1508.00785.
- [29] S. Chakraborty, R. Hansen, I. Izaguirre, and G. G. Raffelt, Nucl. Phys. **B908**, 366 (2016), 1602.02766.
- [30] A. Malkus, J. P. Kneller, G. C. McLaughlin, and R. Surman, Phys. Rev. **D86**, 085015 (2012), 1207.6648.
- [31] A. Malkus, A. Friedland, and G. C. McLaughlin (2014), 1403.5797.
- [32] A. Malkus, G. C. McLaughlin, and R. Surman, Phys. Rev. **D93**, 045021 (2016), 1507.00946.
- [33] Y.-L. Zhu, A. Perego, and G. C. McLaughlin, Phys. Rev. **D94**, 105006 (2016), 1607.04671.
- [34] M. Frensel, M.-R. Wu, C. Volpe, and A. Perego, Phys. Rev. **D95**, 023011 (2017), 1607.05938.
- [35] A. Chatelain and C. Volpe (2016), 1611.01862.
- [36] M.-R. Wu, H. Duan, and Y.-Z. Qian, Phys. Lett. **B752**, 89 (2016), 1509.08975.
- [37] R. F. Sawyer, Phys. Rev. **D72**, 045003 (2005), hep-ph/0503013.
- [38] R. F. Sawyer, Phys. Rev. **D79**, 105003 (2009), 0803.4319.
- [39] R. F. Sawyer, Phys. Rev. Lett. **116**, 081101 (2016), 1509.03323.
- [40] S. Chakraborty, R. S. Hansen, I. Izaguirre, and G. G. Raffelt, JCAP **1603**, 042 (2016), 1602.00698.
- [41] B. Dasgupta, A. Mirizzi, and M. Sen, JCAP **1702**, 019 (2017), 1609.00528.
- [42] I. Izaguirre, G. G. Raffelt, and I. Tamborra, Phys. Rev. Lett. **118**, 021101 (2017), 1610.01612.
- [43] I. Tamborra, L. Hudepohl, G. Raffelt, and H.-T. Janka, Astrophys. J. **839**, 132 (2017), 1702.00060.
- [44] I. Tamborra, F. Hanke, H.-T. Janka, B. Müller, G. G. Raffelt, and A. Marek, Astrophys. J. **792**, 96 (2014), 1402.5418.
- [45] C. Patrignani et al. (Particle Data Group), Chin. Phys. **C40**, 100001 (2016).
- [46] A. Banerjee, A. Dighe, and G. G. Raffelt, Phys. Rev. **D84**, 053013 (2011), 1107.2308.
- [47] G. G. Raffelt, S. Sarikas, and D. de Sousa Seixas, Phys. Rev. Lett. **111**, 091101 (2013), [Erratum: Phys. Rev. Lett. **113**, no. 23, 239903 (2014)], 1305.7140.
- [48] H. Duan and A. Friedland, Phys. Rev. Lett. **106**, 091101 (2011), 1006.2359.

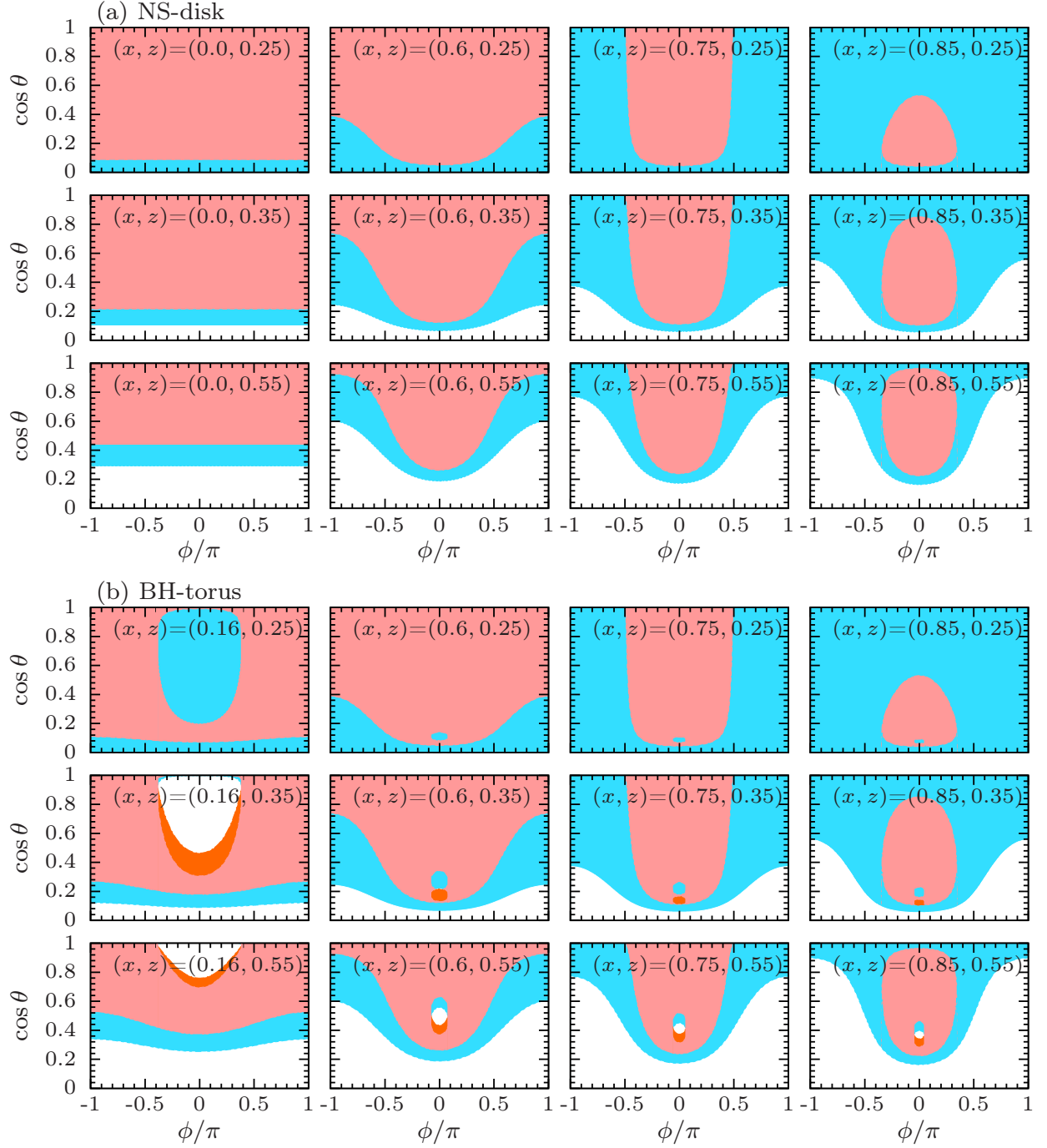


FIG. 9: Electron neutrino lepton number distribution, $\Phi_{\nu_e} - \Phi_{\bar{\nu}_e}$, as a function of $\cos \theta$ and ϕ and different (x, z) points above the ν_e surface. The top three rows [panel (a)] refer to our benchmark NS-disk model ($R_{\bar{\nu}_e} = 0.75R_{\nu_e}$, $h_{\nu_e}/R_{\nu_e} = h_{\bar{\nu}_e}/R_{\bar{\nu}_e} = 0.25$, and $\alpha \equiv \Phi_{\nu_e}^0/\Phi_{\bar{\nu}_e}^0 > 1$). In the red (blue) shaded area, $\Phi_{\nu_e} - \Phi_{\bar{\nu}_e} < 0$ ($\Phi_{\nu_e} - \Phi_{\bar{\nu}_e} > 0$). Null electron neutrino lepton number is shown in white. The bottom three rows [panel (b)] refer to the BH-torus case with $R_0 = 0.15R_{\nu_e}$ and the orange shaded area marks regions where $\Phi_{\nu_e} = 0$. In both cases, as one moves away from the surface center, the $\bar{\nu}_e$ contribution is significantly reduced.