

Construction of Non-asymptotic Confidence Sets in 2 -Wasserstein Space

Johannes Ebert

*Department of Economics
Humboldt University of Berlin
Unter den Linden 6, 10099 Berlin, Germany
e-mail: johannes.ebert@hotmail.com*

Vladimir Spokoiny and Alexandra Suvorikova

*Weierstrass Institute for Applied Analysis and Stochastics
Mohrenstr. 39 10117 Berlin Germany
e-mail: spokoiny@wias-berlin.de; suvorikova@wias-berlin.de*

Abstract: In this paper, we consider a probabilistic setting where the probability measures are considered to be random objects. We propose a procedure of construction non-asymptotic confidence sets for empirical barycenters in 2 -Wasserstein space and develop the idea further to construction of a non-parametric two-sample test that is then applied to the detection of structural breaks in data with complex geometry. Both procedures mainly rely on the idea of multiplier bootstrap (Spokoiny and Zhilova [29], Chernozhukov, Chetverikov and Kato [13]). The main focus lies on probability measures that have commuting covariance matrices and belong to the same scatter-location family: we prove the validity of a bootstrap procedure that allows to compute confidence sets and critical values for a Wasserstein-based two-sample test.

MSC 2010 subject classifications: Primary 62G10, 62G09; secondary 62G15.

Keywords and phrases: Wasserstein barycenters, hypothesis testing, multiplier bootstrap, change point detection, confidence sets.

Contents

1	Introduction	2
2	Monge-Kantorovich distance for location-scatter family	5
3	Bootstrap procedure for confidence sets	8
3.1	The case of commuting matrices	9
4	Application to change point detection	10
4.1	Bootstrap procedure	11
4.2	The case of commuting matrices	12
5	Algorithms	14
6	Experiments	14
6.1	Coverage probability of the true object μ^*	15
6.2	Experiments on the real data	15
6.3	Application to change point detection	19
A	Appendix	21
A.1	Conditions	21
A.2	Validity of the bootstrap procedure for confidence sets	21

A.2.1	Proof of Lemma 2	23
A.2.2	Proof of Lemma 1	27
A.2.3	Proof of Theorem 3.1	27
B	Validity of the bootstrap procedure for change point detection	28
B.1	Proof of Proposition 4	29
B.2	Proof of Theorem 4.1	31
C	Auxiliary results for the proof of the bootstrap validity	32
C.1	Gaussian approximation	33
C.2	Anti-concentration inequality for a Gaussian vector	34
C.3	Deviation bound for a random quadratic form	34
C.4	Comparison of the Euclidean norms of Gaussian vectors	35
	References	37

1. Introduction

Many applications in modern statistics go beyond the scope of classic setting and deal with data which lie on certain manifolds: for instance, statistics on shape space, computer vision, medical image analysis, bioinformatics and so on. These problems have a common feature, namely they are closely related to the detection of *patterns*. Pattern is a very general concept that describes some (unknown and hidden) structure in the data, which has to be revealed. For instance, the problem of classification of neuro-cognitive states of mind is associated with detection of brain activity patterns in fMRI Norman et al. [23]. Another example comes from bioinformatics, namely from computational epigenetic, that aims to detect common patterns in gene expression regulation Jaenisch and Bird [19], Bock and Lengauer [11]. The latter one is supposed to be one of the crucial aspects of morphogenesis. Pattern can also be interpreted in a more specific way as a "typical" geometric shape inherent to all observed items. Following the work by Kendall [20] we define shape as whatever remains after proper normalization of the object (i.d. rotations, dilations, and shifts are factored out). For example, the work Liu, Srivastava and Zhang [22] estimates "typical" spatial configuration of protein backbones. Basically, this setting appears in problems where the data is subjected to deformations through a random warping procedure. Such problems are also common for image analysis Amit, Grenander and Piccioni [4], Trouvé and Younes [32] and shape analysis Huckemann, Hotz and Munk [18].

In what follows we consider the following probabilistic setting. Let (X, ρ) be some general metric space and \mathbb{P} a Borel measure on it. The straightforward generalisation of least-square estimator leads to the concept of the Fréchet mean Fréchet [16], that is the (set of) global minima of the variance

$$x^* \subseteq \operatorname{argmin}_{x \in X} \int_X \rho^2(x, y) \mathbb{P}(dy),$$

where x^* is referred to as the population Fréchet mean that is not necessarily unique. However, under certain settings it can be considered as the pattern induced by \mathbb{P} . Further we assume, that \mathbb{P} and X are such that x^* is unique. The issue is discussed

in more details in Section 2. Given an iid sample (y_1, \dots, y_n) s.t. $y_i \sim \mathbb{P}$, one can build its empirical estimator

$$x_n \stackrel{\text{def}}{=} \operatorname{argmin}_{x \in X} \frac{1}{n} \sum_{i=1}^n \rho^2(x, y_i).$$

There are several works Bhattacharya and Patrangenaru [8, 9], Bhattacharya [7] that present a detailed study of the asymptotic properties of the empirical Fréchet mean in case X is a finite-dimensional differentiable manifold. The monograph [7] also describes the procedure of asymptotic confidence set construction for x_n . In this work we consider a particular case of (X, ρ) , namely $X = \mathcal{P}_2(\mathbb{R}^d)$ is the space of all probability measures with finite second moment defined on \mathbb{R}^d and $\rho = W_2$ is 2-Wasserstein distance. To gain deeper knowledge in the structure of Wasserstein space and the optimal transport theory we recommend two excellent books Villani [34], Ambrosio and Gigli [3]. Following the seminal paper Agueh and Carlier [1], from now on we refer to Fréchet mean in Wasserstein space as the Wasserstein barycenter. Thus, the population barycenter μ^* and its empirical estimator μ_n , that is built using an observed iid sample $\{\nu_1, \dots, \nu_n\}$ are defined as

$$\mu^* \stackrel{\text{def}}{=} \operatorname{argmin}_{\mu \in \mathcal{P}_2(\mathbb{R}^d)} \int_{\mathcal{P}(\mathbb{R}^d)} W_2^2(\mu, \nu) \mathbb{P}(d\nu), \quad \mu_n \stackrel{\text{def}}{=} \operatorname{argmin}_{\mu \in \mathcal{P}_2(\mathbb{R}^d)} \frac{1}{n} \sum_{i=1}^n W_2^2(\mu, \nu_i).$$

Since its introduction, Wasserstein barycenter has become a popular tool in a variety of domains, including image processing Solomon et al. [27], Rabin et al. [25], and mathematical economics Carlier and Ekeland [12]. Bigot and Klein [10] provide a characterization of the population barycenter for various parametric classes of random transformations for probability measures with compact support. Recently, Le Gouic and Loubes [21] established the convergence of the empirical barycenter of an iid sample of random measures on a locally geodesic metric space towards its population barycenter.

A procedure, that allows to make statistical inference in Wasserstein space was introduced by Del Barrio, Lescornel and Loubes [15]. They consider a statistical deformation model and obtain the asymptotic distribution and a bootstrap procedure for the Wasserstein barycenter. They use the results to construct a goodness-of-fit test for the deformation model. However, their study is limited to probability measures on the real line. The similar setting is discussed in Rippl, Munk and Sturm [26]. Authors study the subspace of Gaussian measures on \mathbb{R}^d and estimate Wasserstein distance $W_2(\nu_1, \nu_2)$ between two Gaussians ν_1 and ν_2 , knowing its empirical counterparts $\hat{\nu}_1, \hat{\nu}_2$. Empirical measures are estimated using iid samples $X_1, \dots, X_n \sim \nu_1$ and $Y_1, \dots, Y_m \sim \nu_2$, all $X_i, Y_j \in \mathbb{R}^d$.

The present work sets out to generalize the results in Del Barrio, Lescornel and Loubes [15], Rippl, Munk and Sturm [26] to the case where random observed objects are measures on the space \mathbb{R}^d . Namely, we consider an iid sample $\{\nu_1, \dots, \nu_n\}$, $\nu_i \sim \mathbb{P}$ and the following non-parametric test

$$T_n = \sqrt{n} W_2(\mu_n, \mu^*),$$

and propose the procedure of construction of non-asymptotic data-driven confidence sets $\mathcal{C}(\mathfrak{z}^b(\alpha))$ around μ_n , s.t.

$$\mathbb{P}(\mu^* \notin \mathcal{C}(\mathfrak{z}^b(\alpha))) \leq \alpha.$$

The procedure is based on the multiplier bootstrapping technique Spokoiny and Zhilova [29], Chernozhukov, Chetverikov and Kato [13].

We use the same approach to construct a non-parametric two-sample test in 2-Wasserstein space, that is further applied to the problem of change point detection. The general statement is as follows: let ν_t be an observed process in discrete time. The time moment t^* is supposed to be a change point if the data stream in hand undergoes some abrupt structural break:

$$\begin{cases} \nu_t \sim \mathbb{P}_1, & t < t^*, \\ \nu_t \sim \mathbb{P}_2, & t \geq t^* \end{cases}$$

The goal is to detect the regime switch as soon as possible under given false-alarm rate. We use a detection procedures that is based on a test in running window. Let t be a candidate for a change point and let $(\nu_{t-h}, \dots, \nu_{t+h-1})$ be observed data in the rolling window of size $2h$. Let

$$\begin{cases} \nu_i \sim \mathbb{P}_1, & i \in \{t-h, \dots, t-1\}, \\ \nu_i \sim \mathbb{P}_2, & i \in \{t, \dots, t+h-1\}. \end{cases}$$

Then the hypothesis of homogeneity H_0 and its alternative H_1 are written as

$$H_0 : \mathbb{P}_1 = \mathbb{P}_2, \quad H_1 : \mathbb{P}_1 \neq \mathbb{P}_2.$$

As a test statistic we use

$$T_h(t) \stackrel{\text{def}}{=} \sqrt{h} W_2(\mu_l(t), \mu_r(t)),$$

where $\mu_l(t)$ and $\mu_r(t)$ are empirical barycenters in the left and right halves of a scrolling window:

$$\mu_l(t) \stackrel{\text{def}}{=} \operatorname{argmin}_{\mu \in \mathcal{P}_2(\mathbb{R}^d)} \frac{1}{h} \sum_{i=t-h}^{t-1} W_2^2(\mu, \nu_i), \quad \mu_r(t) \stackrel{\text{def}}{=} \operatorname{argmin}_{\mu \in \mathcal{P}_2(\mathbb{R}^d)} \frac{1}{h} \sum_{i=t}^{t+h-1} W_2^2(\mu, \nu_i).$$

A change point is supposed to be detect at time moment t if $T_h(t)$ exceeds some critical level:

$$T_h(t) \geq \mathfrak{z}_h(\alpha, t).$$

The crucial step of the method is the fully data-driven calibration of critical values $\mathfrak{z}_h(\alpha, t)$, that is also based on the idea of multiplier bootstrap.

As a starting point, we restrict the discussion to the case of scatter-location family of measures, for which an explicit representation of the Wasserstein distance exists Álvarez-Esteban et al. [2]. Section 3 presents the procedure of construction of non-asymptotic confidence sets for empirical Wasserstein barycenters. Section 4 studies its

application to detection of structural breaks in data with complex geometry. Theoretical justification is obtained for measures with commuting covariance matrices. Both algorithms are tested under the most general setting on artificial and real data (MNIST database of hand written digits). The results are presented in Section 6. All proofs and conditions are collected in Appendix A.

2. Monge-Kantorovich distance for location-scatter family

In this section we recall the basics on optimal transportation theory. Consider Euclidean space $(\mathbb{R}^d, \|\cdot\|_2)$ and denote as $\mathcal{P}_2(\mathbb{R}^d)$ the set of all probability measures on \mathbb{R}^d with finite second moment. The space is endowed with 2-Wasserstein distance, that is the solution of Monge-Kantorovich problem in a particular case of cost function $c(x, y) = \|x - y\|^2$. Namely, for any μ and ν in $\mathcal{P}(\mathbb{R}^d)$ we define the distance as

$$W_2^2(\mu, \nu) \stackrel{\text{def}}{=} \inf_{\pi \in \Pi(\mu, \nu)} \int_{\mathbb{R}^d} \|x - y\|^2 d\pi(x, y), \quad (2.1)$$

where $\Pi(\mu, \nu)$ is the set of all joint probability measures $\pi \in \mathcal{P}(\mathbb{R}^d \times \mathbb{R}^d)$ with marginals μ and ν

$$\begin{aligned} \Pi(\mu, \nu) &\stackrel{\text{def}}{=} \{ \pi \in \mathcal{P}(\mathbb{R}^d \times \mathbb{R}^d) : \text{for all } \mathcal{A} \in \mathcal{B}(\mathbb{R}^d) : \\ &\pi(\mathcal{A} \times \mathbb{R}^d) = \mu(\mathcal{A}), \pi(\mathbb{R}^d \times \mathcal{A}) = \nu(\mathcal{A}) \}, \end{aligned}$$

where $\mathcal{B}(\mathbb{R}^d)$ is Borel σ -algebra on \mathbb{R}^d . Given a sample $\{\nu_1, \dots, \nu_n\}$ from $\mathcal{P}_2(\mathbb{R}^2)$, we define its empirical barycenter (see Agueh and Carlier [1]) as

$$\mu_n \stackrel{\text{def}}{=} \underset{\mu \in \mathcal{P}_2(\mathbb{R}^d)}{\text{argmin}} \frac{1}{n} \sum_{i=1}^n W_2^2(\mu, \nu_i). \quad (2.2)$$

An example is presented at Fig. 1. The upper panel depicts an observed sample of $n = 4$ normalized images of size 100×100 pixels. The left-hand lower box stands for Euclidean averaging of images, whereas the right-hand one for 2-Wasserstein barycenter, computed with Bregman projection algorithm proposed in Benamou et al. [5].

Application of the concept of weighted mean generalizes Wasserstein barycenter as follows: let the vector of weights (w_1, \dots, w_n) be an element of a unit n -dimensional simplex, i.d. $\sum_i w_i = 1$ and $w_i \geq 0$ for all $i = 1, \dots, n$. Then the weighted barycenter is

$$\mu_n \stackrel{\text{def}}{=} \underset{\mu \in \mathcal{P}_2(\mathbb{R}^2)}{\text{argmin}} \sum_{i=1}^n w_i W_2^2(\mu, \nu_i).$$

Its existence, uniqueness and regularity are investigated in Agueh and Carlier [1].

This work lays its focus on the case of a random sample $\{\nu_1, \dots, \nu_n\}$, where all observations are independent and follow some unknown distribution \mathbb{P} , i.d. $\nu_i \sim \mathbb{P}$. A measure \mathbb{P}_n induced by this sample

$$\mathbb{P}_n \stackrel{\text{def}}{=} \frac{1}{n} \sum_{i=1}^n \delta_{\nu_i}$$

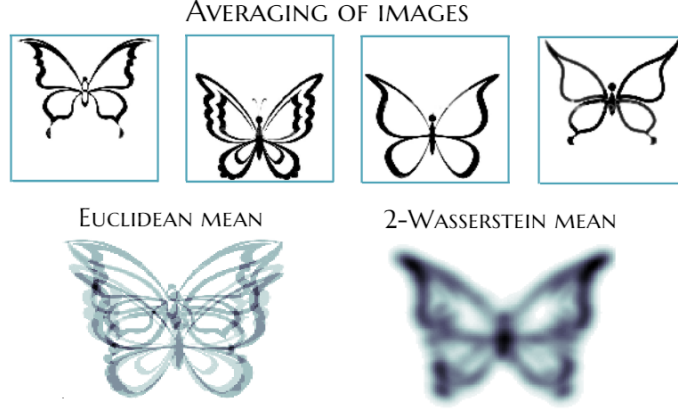


FIG 1. 2-Wasserstein barycenter of 4 images

can be considered as an empirical counterpart of \mathbb{P} .

Furthermore, along with the empirical barycenter, one can define the *population* one. Namely, this is a set of $\{\mu^*\}$, that is

$$\mu^* \subseteq \operatorname{argmin}_{\mu \in \mathcal{P}_2(\mathbb{R}^d)} \int_{\mathcal{P}_2(\mathbb{R}^d)} W_2^2(\mu, \nu) d\mathbb{P}(\nu). \quad (2.3)$$

Further we assume, that \mathbb{P} admits a unique barycenter. The next proposition ensures the fact.

Proposition 1 (Le Gouic and Loubes [21], Proposition 6). *Let \mathbb{P} be such that there exists a set $A \subset \mathcal{P}_2(\mathbb{R}^d)$ of measures such that for all $\mu \in A$,*

$$B \in \mathcal{B}(\mathbb{R}^d), \quad \dim(B) \leq d-1 \longrightarrow \mu(B) = 0,$$

and $\mathbb{P}(A) > 0$, then \mathbb{P} admits a unique barycenter.

The paper Le Gouic and Loubes [21] shows, that under accepted setting μ_n is a consistent estimator of μ^* .

Proposition 2 (Le Gouic and Loubes [21], Corollary 5). *Suppose that $\mathbb{P} \in \mathcal{P}(\mathcal{P}_2(\mathbb{R}^d))$ has a unique barycenter. Then for any sequence $(\mathbb{P}_n)_{n \geq 1} \subset \mathcal{P}(\mathcal{P}_2(\mathbb{R}^d))$ converging to \mathbb{P} : $W_2(\mathbb{P}, \mathbb{P}_n) \rightarrow 0$ as $n \rightarrow \infty$, any sequence μ_n of their barycenters converges to the barycenter of \mathbb{P} :*

$$W_2(\mu^*, \mu_n) \rightarrow 0, \quad n \rightarrow \infty.$$

Now we present the concept of location-scatter family. Let $\mathcal{P}_2^{ac}(\mathbb{R}^d)$ be the set of all absolutely continuous probability measures on \mathbb{R}^d and fix some template measure $\mu_0 \in \mathcal{P}_2^{ac}(\mathbb{R}^d)$. Consider a random variable X induced by the law μ_0 : $X \sim \mu_0$. A location-scatter family generated from μ_0 is a set of distributions that are generated by all possible positive definite affine transformations of X .

(\mathcal{F}) Let $\mu_0 \in \mathcal{P}_2^{ac}(\mathbb{R}^d)$ be a template object, s.t. $X \sim \mu_0$, $\mathbb{E}X = m_0$ and $\text{Var}(X) = \mathbb{Q}_0$. Let the family of transformations be

$$\mathcal{F}(\mu_0) = \{AX + a, \quad A \in \mathbb{S}_+(d, \mathbb{R}), \quad a \in \mathbb{R}^d\},$$

where $\mathbb{S}_+(d, \mathbb{R})$ is the set of all positive definite symmetric matrices of size $d \times d$ with real entries.

For example, the class of all d -dimensional Gaussians can be considered as a class of all affine transformations of standard normal distribution:

$$\mathcal{F}(\mathcal{N}(0, I_d)) = \{\mathcal{N}(m, S) : \quad m \in \mathbb{R}^d, \quad S = A^2\}. \quad (2.4)$$

Furthermore, a nice fact about 2-Wasserstein distance between any two measures from the class $\mathcal{F}(\mathcal{N}(0, I_d))$ is that, it is completely defined by their first and second moments (see e.g. Gelbrich [17], Olkin and Pukelsheim [24]). Let $\mu = \mathcal{N}(m_1, S_1)$ and $\nu = \mathcal{N}(m_2, S_2)$. Then the minimum in (2.1) turns into

$$W_2^2(\mu, \nu) = \|m_1 - m_2\|^2 + \text{tr}\left(S_1 + S_2 - 2(S_1^{1/2}S_2S_1^{1/2})^{1/2}\right). \quad (2.5)$$

Note, that simple calculations presented in Statement 1 show, that it can be rewritten as

$$W_2^2(\mu, \nu) = \|m_1 - m_2\|^2 + \|(A(S_1, S_2) - I)S_1^{1/2}\|_F^2,$$

where $\|\cdot\|_F$ stands for Frobenius norm and $A(S_1, S_2)$ is a symmetric positive-definite matrix, that is associated with the optimal linear map from $\mathcal{N}(0, S_1)$ to $\mathcal{N}(0, S_2)$

$$A(S_1, S_2) \stackrel{\text{def}}{=} S_1^{-1/2}(S_1^{1/2}S_2S_1^{1/2})^{1/2}S_1^{-1/2}.$$

The paper Álvarez-Esteban et al. [2] expands the result by Gelbrich [17] and shows that 2-Wasserstein distance between any two measures from the same scatter-location family has the same form as (2.5). Furthermore, it also generalizes the result by Agueh and Carlier [1], which claims that an empirical barycenter of any set of Gaussians is Gaussian as well. In particular, let $\nu_1 = \mathcal{N}(m_1, S_1), \dots, \nu_n = \mathcal{N}(m_n, S_n)$ then the barycenter μ_n is Gaussian with parameters $\mathcal{N}(r_n, \mathbb{Q}_n)$, where

$$r_n = \frac{1}{n} \sum_{i=1}^n m_i, \quad \mathbb{Q}_n = \frac{1}{n} \sum_{i=1}^n (\mathbb{Q}_n^{1/2} S_i \mathbb{Q}_n^{1/2})^{1/2}.$$

The next proposition shows, that any scatter-location family is closed for barycenters as well.

Proposition 3 (Álvarez-Esteban et al. [2], Theorem 3.11). *Let $\mu_0 \in \mathcal{P}_2^{ac}(\mathbb{R}^d)$ and $\mathbb{P} \in \mathcal{P}(\mathcal{P}_2(\mathbb{R}^d))$. Furthermore, we assume that $\text{supp}(\mathbb{P}) = \mathcal{F}(\mu_0)$. In other words each observation $\nu_\omega \sim \mathbb{P}$ and $\nu_\omega \in \mathcal{F}(\mu_0)$, with first and second moments (m_ω, S_ω) respectively. Then μ^* defined in (2.3) is the unique barycenter of \mathbb{P} characterized by first and second moments that are defined as*

$$r^* = \int_{\mathbb{R}^d} m_\omega d\mathbb{P}(\omega),$$

$$\mathbb{Q}^* = \int_{S_+(d, \mathbb{R})} \left(\mathbb{Q}^{*1/2} S_\omega \mathbb{Q}^{*1/2} \right)^{1/2} d\mathbb{P}(\omega).$$

Moreover, $\mu^* \in \mathcal{F}(\mu_0)$.

Further we consider the following data-generating scheme. Let $\mu_0 \in \mathcal{P}_2^{ac}(\mathbb{R}^d)$ be a fixed template measure and $X \sim \mu_0$:

$$\mathcal{F}(\mu_0) = \{ \nu_\omega, \text{ s.t. } Y_\omega \sim \nu_\omega \text{ and } Y_\omega = A_\omega X + a_\omega, (A_\omega, a_\omega) \sim \mathbb{P} \} \quad (2.6)$$

where

$$\mathbb{E}_\omega Y_\omega = X, \text{ i.d. } \quad \mathbb{E}_\omega A_\omega = I_d, \quad \mathbb{E}_\omega a_\omega = 0.$$

One can easily derive that μ_0 coincides with μ^* (see Statement 2). Taking into account all aforementioned, one can consider an empirical barycenter μ_n (2.2) as a good candidate for the template estimator.

Remark 1. Unless otherwise noted, from now on we refer to μ_0 as μ^* . It is implicitly assumed, that we always talk about a population barycenter μ^* , that coincides with the template object μ_0 in case of location-scatter family.

The next section provides the procedure of construction confidence sets around μ_n . A possible application to change point detection is presented in Section 4.

3. Bootstrap procedure for confidence sets

First we present a general description of the procedure. And then specify the results for a particular case of the location-scatter families. Let $\{\nu_1, \dots, \nu_n\}$ be observed iid random sample, that comes from distribution \mathbb{P} . Let μ_n and μ^* be empirical and population barycenters respectively. We define the following statistic based on the 2-Wasserstein distance between them

$$T_n \stackrel{\text{def}}{=} \sqrt{n} W_2(\mu_n, \mu^*).$$

A confidence set for the population barycenter is defined as

$$\mathcal{C}(\mathfrak{z}) \stackrel{\text{def}}{=} \{ \mu \in \mathcal{P}_2(\mathbb{R}^d) \mid \sqrt{n} W_2(\mu_n, \mu) \leq \mathfrak{z} \}. \quad (3.1)$$

For $\alpha \in (0, 1)$ define the quantile $\mathfrak{z}_n(\alpha)$ as the minimum value that ensures $\mathbb{P}(\mu^* \notin \mathcal{C}(\mathfrak{z})) \leq \alpha$:

$$\mathfrak{z}_n(\alpha) \stackrel{\text{def}}{=} \inf \{ \mathfrak{z} \geq 0 \mid \mathbb{P}(T_n \geq \mathfrak{z}) \leq \alpha \}.$$

The quantile $\mathfrak{z}_n(\alpha)$ depends on the underlying distribution \mathbb{P} , which is generally unknown. We therefore propose a weighted bootstrap procedure for the estimation of the quantiles of the statistic T_n . The idea is to mimic the distribution of T_n by considering a weighted version of the barycenter problem, reweighing its summands with random multipliers. This leads to the following bootstrap version of the empirical barycenter

$$\mu_n^b \stackrel{\text{def}}{=} \operatorname{argmin}_{\mu \in \mathcal{P}(\mathbb{R}^d)} \sum_{i=1}^n W_2^2(\mu, \nu_i) w_i, \quad (3.2)$$

where the w_i are iid random variables fulfilled condition (ED_b^W) from Section A.1. The distribution of μ_n^b is conditional on the data $\{\nu_1, \dots, \nu_n\}$. In what follows, \mathbb{P}^b denotes the distribution of the weights w_i given the sample $\{\nu_1, \dots, \nu_n\}$. The counterpart of T_n in the bootstrap world is defined as

$$T_n^b \stackrel{\text{def}}{=} \sqrt{n} W_2(\mu_n^b, \mu_n). \quad (3.3)$$

Remark 2 (Choice of bootstrap weights). *Note, that if the weights are non-negative, e.g. $w_i \sim \text{Po}(1)$ or $w_i \sim \text{Exp}(1)$, the bootstrapped barycenter μ_n^b is unique and belongs to the scatter-location family $\mathcal{F}(\mu_0)$. Otherwise, e.g. if weights are normal $w_i \sim \mathcal{N}(1, 1)$, the existence of the solution of (3.2) should be proven. In what follows we show, that at least in some cases the framework admissible for non-negative weights can be applied to negative ones as well.*

The bootstrap counterpart of the quantile $\mathfrak{z}_n(\alpha)$ is defined as

$$\mathfrak{z}_n^b(\alpha) \stackrel{\text{def}}{=} \inf\{\mathfrak{z} \geq 0 \mid \mathbb{P}^b(T_n^b \geq \mathfrak{z}) \leq \alpha\}. \quad (3.4)$$

Note that this quantity depends on the sample and is therefore random. The procedure is presented in Algorithm 1

3.1. The case of commuting matrices

In this section we consider the case, when all observations $\{\nu_1, \dots, \nu_n\}$ come from the same scatter-location family $\mathcal{F}^C(\mu_0)$ of measures, that have commuting covariance matrices. The case corresponds to the following data generation model. Let μ_0 be the template object with mean r_0 and covariance \mathbb{Q}_0 . Let $\mathbb{Q}_0 = U \Lambda_0^2 U^\top$ be the eigenvalue decomposition of \mathbb{Q}_0 . Then all A_ω 's defined in (2.6) should be of the form $A_\omega = U \text{diag}(\alpha_\omega)^2 U^\top$, with $\alpha_\omega \in \mathbb{R}^d$.

Consider two measures ν_1 and ν_2 that belong to $\mathcal{F}^C(\mu_0)$. As usual, denote their first and second moments as (m_1, S_1) and (m_2, S_2) correspondingly. Let eigenvalue decomposition of S_1 and S_2 be

$$S_1 = U \text{diag}(\lambda_1)^2 U^\top, \quad S_2 = U \text{diag}(\lambda_2)^2 U^\top.$$

Then Wasserstein distance (2.5) converts into

$$W_2^2(\nu_1, \nu_2) = \|m_1 - m_2\|^2 + \|\lambda_1 - \lambda_2\|^2. \quad (3.5)$$

Furthermore, the barycenter μ_n (2.3) converts into a measure, that is characterized by first and second moments $(r_n, U \text{diag}(\lambda_n)^2 U^\top)$, where

$$(r_n, \lambda_n) = \underset{(m, \lambda)}{\text{argmin}} \frac{1}{n} \sum_{i=1}^n (\|m - m_i\|^2 + \|\lambda - \lambda_i\|^2).$$

Thus, its first and second moments (r_n, \mathbb{Q}_n) are

$$r_n = \frac{1}{n} \sum_{i=1}^n m_i, \quad \mathbb{Q}_n = U \text{diag} \left(\frac{1}{n} \sum_{i=1}^n \lambda_i \right)^2 U^\top. \quad (3.6)$$

By analogy, empirical barycenter in the bootstrap world μ_n^b (3.2) is characterized by

$$r_n^b = \frac{1}{\sum_{i=1}^n w_i} \sum_{i=1}^n m_i w_i, \quad \mathbb{Q}_n^b = U \operatorname{diag} \left(\frac{1}{\sum_{i=1}^n w_i} \sum_{i=1}^n \lambda_i w_i \right)^2 U^\top. \quad (3.7)$$

Then the test statistic T_n

$$T_n = \sqrt{n \left\| \frac{1}{n} \sum_i m_i - r_0 \right\|^2 + n \left\| \frac{1}{n} \sum_i \lambda_i - \lambda_0 \right\|^2}, \quad (3.8)$$

and its counterpart in the bootstrap world T_n^b

$$T_n^b = \sqrt{n \left\| \frac{1}{\sum w_i} \sum_i m_i w_i - \frac{1}{n} \sum_i m_i \right\|^2 + n \left\| \frac{1}{\sum w_i} \sum_i \lambda_i w_i - \frac{1}{n} \sum_i \lambda_i \right\|^2}. \quad (3.9)$$

Theorem 3.1 (Bootstrap validity for confidence sets). *Let observed data $\{\nu_1, \dots, \nu_n\}$ be an iid sample from model $\mathcal{F}^C(\mu_0)$. Under conditions from Section A.1 it holds with probability $\mathbb{P}^b \geq 1 - (e^{-x} + 2e^{-6x^2})$, $\mathbb{P} \geq 1 - 6e^{-x}$*

$$|\mathbb{P}(T_n \leq \mathfrak{z}_n^b(\alpha)) - \alpha| \leq \Delta_{total}(n),$$

where $\mathfrak{z}_n^b(\alpha)$ comes from (3.4) and

$$\Delta_{total}(n) \leq \mathbb{C}/\sqrt{n},$$

with \mathbb{C} is some generic constant.

The proof is presented in Section A.2.

4. Application to change point detection

In this section we consider the procedure of change point detection in the flow of random measures. We assume, that observations are randomly sampled from some scatter-location family with the unknown template object μ_0 . Change point occurs if μ_0 switches to another unknown template μ_1 . Namely, we consider two location-scatter families (\mathcal{F}_0) and (\mathcal{F}_1) . The goal is to detect the switch as soon as possible.

(\mathcal{F}_0) Let μ_0 be a template object, s.t. $X \sim \mu_0$, with mean r_0 and covariance \mathbb{Q}_0 ,

$$\mathcal{F}(\mu_0) = \{\nu_\omega, \text{ s.t. } Y_\omega \sim \nu_\omega \text{ and } Y_\omega = A_\omega X + a_\omega, (A_\omega, a_\omega) \sim \mathbb{P}_0\}.$$

(\mathcal{F}_1) Let μ_1 be a template object, s.t. $X \sim \mu_1$, with mean r_1 and covariance \mathbb{Q}_1 ,

$$\mathcal{F}(\mu_1) = \{\nu_\omega, \text{ s.t. } Y_\omega \sim \nu_\omega \text{ and } Y_\omega = B_\omega X + b_\omega, (B_\omega, b_\omega) \sim \mathbb{P}_1\}.$$

Thus, observations that come from the data flow $\{\nu_t\}_{t \in T}$ in hand are random deformations of either μ_0 or μ_1 . Let the time-moment t be fixed and consider it as a candidate to change point. Define as h the size of scrolling window. The model is written as follows

$$\begin{cases} \nu_i \in (\mathcal{F}_0), & i \in \{t-h, \dots, t-1\}, \\ \nu_i \in (\mathcal{F}_1), & i \in \{t, \dots, t+h-1\}. \end{cases}$$

Now we have to choose between following alternatives:

$$H_0 : (\mathcal{F}_0) = (\mathcal{F}_1), \quad H_1 : (\mathcal{F}_0) \neq (\mathcal{F}_1).$$

Further we present a non-parametric testing procedure. As previously, each observed measure ν_i is characterized by its mean m_i and covariance matrix S_i , that are known. The idea of the method is to compare how close to each other template estimators $\mu_l(t)$ and $\mu_r(t)$, that are computed using data in the left and right halves of the scrolling window respectively. These estimators are defined as

$$\mu_l(t) \stackrel{\text{def}}{=} \underset{\mu \in \mathcal{P}_2(\mathbb{R}^d)}{\operatorname{argmin}} \frac{1}{h} \sum_{i=t-h}^{t-1} W_2^2(\mu, \nu_i), \quad (4.1)$$

$$\mu_r(t) \stackrel{\text{def}}{=} \underset{\mu \in \mathcal{P}_2(\mathbb{R}^d)}{\operatorname{argmin}} \frac{1}{h} \sum_{i=t}^{t+h-1} W_2^2(\mu, \nu_i). \quad (4.2)$$

Then the test statistic is written as

$$T_h(t) = \sqrt{h} W_2(\mu_l(t), \mu_r(t)). \quad (4.3)$$

Change point is supposed to be detected at the moment t if the test exceeds some critical level $\mathfrak{z}_h(\alpha)$:

$$T_h(t) \geq \mathfrak{z}_h(\alpha),$$

where $\mathfrak{z}_h(\alpha)$ is defined as α -quantile of $T_h(t)$ under H_0 :

$$\mathfrak{z}_h(\alpha) \stackrel{\text{def}}{=} \underset{\mathfrak{z}}{\operatorname{argmin}} \{ \mathbb{P}_0(T_h(t) \geq \mathfrak{z}) \leq \alpha \}.$$

As soon as $\mathfrak{z}_h(\alpha)$ can not be computed analytically, the core idea of the approach is to replace it with bootstrapped counterpart $\mathfrak{z}_h^b(\alpha)$.

4.1. Bootstrap procedure

While tuning critical values, we assume, that an observed training sample $\{\nu_1, \dots, \nu_M\}$ is iid and belongs to (\mathcal{F}_0) . Following the already presented framework, we define counterparts of (4.1) and (4.2) in the bootstrap world:

$$\mu_l^b(t) \stackrel{\text{def}}{=} \underset{\mu \in \mathcal{P}_2(\mathbb{R}^d)}{\operatorname{argmin}} \frac{1}{\sum_i w_i} \sum_{i=t-h}^{t-1} W_2^2(\mu, \nu_i) w_i, \quad (4.4)$$

$$\mu_r^b(t) \stackrel{\text{def}}{=} \underset{\mu \in \mathcal{P}_2(\mathbb{R}^d)}{\operatorname{argmin}} \frac{1}{\sum_i w_i} \sum_{i=t}^{t+h-1} W_2^2(\mu, \nu_i) w_i, \quad (4.5)$$

where weights w_i follow Condition (ED_b^W) and are independent of the observed data set

$\{\nu_{t-h}, \dots, \nu_{t+h-1}\}$. The bootstrapped statistic test is

$$T_h^b(t) = \sqrt{h} W_2(\mu_l^b(t), \mu_r^b(t)). \quad (4.6)$$

We define bootstrapped quantile $\mathfrak{z}_h^b(\alpha)$ as

$$\mathfrak{z}_h^b(\alpha) \stackrel{\text{def}}{=} \underset{\mathfrak{z}}{\operatorname{argmin}} \{ \mathbb{P}^b(T_h^b(t) \geq \mathfrak{z}) \leq \alpha \}. \quad (4.7)$$

The procedure of critical value calibration is presented in Algorithm 2.

4.2. The case of commuting matrices

As previously (see Section 3) we consider the setting where covariance matrices commute. In this case scatter-location families (\mathcal{F}_0) and (\mathcal{F}_1) turn into (\mathcal{F}_0^C) and (\mathcal{F}_1^C) .

(\mathcal{F}_0^C) Let $\mu_0 \in \mathcal{P}_2^{ac}(\mathbb{R}^d)$ be a template object, s.t. $X \sim \mu_0$, with mean r_0 and covariance \mathbb{Q}_0 , The eigenvalue decomposition of $\mathbb{Q}_0 = U \Lambda_0^2 U^\top$

$$\mathcal{F}^C(\mu_0) = \{ \nu_\omega, \text{ s.t. } Y_\omega \sim \nu_\omega \text{ and } Y_\omega = A_\omega X + a_\omega, (A_\omega, a_\omega) \sim \mathbb{P}_0 \}.$$

Furthermore, each A_i is decomposed as $A_i = U \alpha_i U^\top$, with α_i diagonal positively defined matrix. We assume $(a_i, \alpha_i) \sim \mathbb{P}_0$, \mathbb{P}_0 is defined on $\mathbb{R}^d \times \mathbb{S}_+(d, \mathbb{R})$, and a_i and α_i are independent of each other.

(\mathcal{F}_1^C) Let $\mu_1 \in \mathcal{P}_2^{ac}(\mathbb{R}^d)$ be a template object, s.t. $X \sim \mu_1$, with mean r_1 and covariance \mathbb{Q}_1 , The eigenvalue decomposition of $\mathbb{Q}_1 = U \Lambda_1^2 U^\top$

$$\mathcal{F}^C(\mu_1) = \{ \nu_\omega, \text{ s.t. } Y_\omega \sim \nu_\omega \text{ and } Y_\omega = B_\omega X + b_\omega, (B_\omega, b_\omega) \sim \mathbb{P}_1 \}.$$

Furthermore, each B_i is decomposed as $B_i = U \beta_i U^\top$, with β_i diagonal positively defined matrix. We assume $(b_i, \beta_i) \sim \mathbb{P}_1$ and \mathbb{P}_1 is defined on $\mathbb{R}^d \times \mathbb{S}_+(d, \mathbb{R})$, and b_i and β_i are independent of each other.

Each observed measure ν_i is characterized by mean m_i and covariance matrix S_i , the latter one is decomposed as $S_i = U \Lambda_i^2 U^\top$, with $\Lambda_i^2 = \operatorname{diag}(\lambda_i)^2$. Taking into account (3.5), (3.6) and (3.7) one can see, that the squared test statistic (4.3) and its reweighted counterpart (4.6) are

$$T_h^2(t) = h \left\| \frac{1}{h} \sum_{i \in L(t)} m_i - \frac{1}{h} \sum_{i \in R(t)} m_i \right\|^2 + h \left\| \frac{1}{h} \sum_{i \in L(t)} \lambda_i - \frac{1}{h} \sum_{i \in R(t)} \lambda_i \right\|^2, \quad (4.8)$$

$$\begin{aligned}
T_h^{b2}(t) = & h \left\| \frac{1}{\sum_{i \in L(t)} w_i} \sum_{i \in L(t)} m_i w_i - \frac{1}{\sum_{i \in R(t)} w_i} \sum_{i \in R(t)} m_i w_i \right\|^2 \\
& + h \left\| \frac{1}{\sum_{i \in L(t)} w_i} \sum_{i \in L(t)} \lambda_i w_i - \frac{1}{\sum_{i \in R(t)} w_i} \sum_{i \in R(t)} \lambda_i w_i \right\|^2, \quad (4.9)
\end{aligned}$$

where

$$L(t) \stackrel{\text{def}}{=} \{t-h, \dots, t-1\}, \quad R(t) \stackrel{\text{def}}{=} \{t, \dots, t+h-1\}.$$

The next theorem shows, that bootstrapped quantile $\mathfrak{z}_h^b(\alpha)$ (4.7) can be used instead of $\mathfrak{z}_h(\alpha)$.

Remark 3. For transparency of further presentation, here we use non-intersected running windows. Thus, for each t observed $T_h(t)$ are iid. Thus, there is a slight modification in Algorithm 2. Instead of considering each $t \in \{h+1, \dots, M-h\}$, we consider $t \in \mathcal{I} = \{h+1, 3h+1, \dots, M-h\}$.

Theorem 4.1 (Bootstrap validity for change point detection). *Let observed data ν_1, \dots, ν_M be iid sample from model $\mathcal{F}^C(\mu_0)$. Let the size of running window h be fixed. Under conditions from Section A.1 it holds with probability $\mathbb{P} \geq 1 - 6e^{-x} - 2e^{-6x^2}$, $\mathbb{P}^b \geq 1 - (e^{-x} + 2e^{-6x^2})$*

$$|\mathbb{P}(\max_{t \in \mathcal{I}} T_h(t) \leq \mathfrak{z}_h^b(\alpha)) - \alpha| \leq \frac{M}{2h} \Delta_{total, cp}(h),$$

where $\mathfrak{z}_h^b(\alpha)$ comes from (3.4) and

$$\Delta_{total, cp}(h) \leq C/\sqrt{h},$$

here C is some generic constant and $\Delta_{total, cp}(h)$ is defined in (B.14).

5. Algorithms

Data: Sample $\{\nu_1, \dots, \nu_n\}$, distribution of w_i , false-alarm rate α

Result: $\mathfrak{z}_n^b(\alpha)$

initialize the number of iterations M

for $i \in \{1, \dots, J\}$ **do**

 sample an iid set $\{w_1, \dots, w_n\}$

 compute $\mu_n^b(i)$ using (3.2)

end

for each $t \geq 0$ compute ecdf $F_{n,M}^b(t)$:

$$F_{n,M}^b(t) = \frac{1}{M} \sum_{i=1}^n \mathbb{I} \left\{ \sqrt{n} W_2(\mu_n^b(i), \mu_n) \leq t \right\}$$

compute bootstrapped quantile $\mathfrak{z}_n^b(\alpha)$:

$$\mathfrak{z}_n^b(\alpha) = \inf_{t \geq 0} \left\{ F_{n,M}^b(t) \geq 1 - \alpha \right\}$$

Algorithm 1: Computation of critical value $\mathfrak{z}_n^b(\alpha)$

Data: Sample $\{\nu_1, \dots, \nu_M\}$, window width h , distribution of w_i , false-alarm rate α

Result: $\mathfrak{z}_h^b(\alpha)$

initialize the number of iterations J

initialize vector R , $\text{length}(R) = J$

for $i \in \{1, \dots, J\}$ **do**

 sample an iid set $\{w_1, \dots, w_M\}$

$R(j) := 0$;

for $t \in \{h+1, \dots, M-h\}$ **do**

 compute $\bar{\mu}_l^b(t, i)$, $\bar{\mu}_r^b(t, i)$, $T^b(t, i)$ using (4.4), (4.5) and (4.6)

$R(j) := \max(R(j), T^b(t, i))$

end

end

for $x \geq 0$ compute ecdf $F_h^b(x)$:

$$F_h^b(x) = \frac{1}{J} \sum_{j=1}^J \mathbb{I} \left\{ R(j) \leq x \right\}$$

compute bootstrapped quantile: $\mathfrak{z}_h^b(\alpha) = \inf_{x \geq 0} \left\{ F_h^b(x) \geq 1 - \alpha \right\}$

Algorithm 2: Computation of critical value $\mathfrak{z}_h^b(\alpha)$

6. Experiments

In this section we consider experiments on real and artificial data. The examples give intuition that the method of construction of confidence sets and change point detection is valid in more general cases, than considered in Theorem 3.1 and Theorem 4.1.

6.1. Coverage probability of the true object μ^*

This section examines the quality of the approximation of $\mathfrak{z}_n(\alpha)$ by $\mathfrak{z}_n^b(\alpha)$ in case of confidence sets construction. We assume that each observed object $\nu \sim \mathbb{P}$ is a random transformation of a template μ_0^* , s.t.

$$\mathbb{E}_{\mathbb{P}} \nu = \mu_0^*.$$

As before, denote as μ_n the empirical barycenter of some i.i.d. set $\{\nu_1, \dots, \nu_n\}$, $\nu_i \sim \mathbb{P}$. For a fixed false-alarm rate α the confidence set $\mathcal{C}(\mathfrak{z}_n(\alpha))$ is defined in (3.1). Our goal is to check the closeness of $\mathfrak{z}_n^b(\alpha)$ computed with Algorithm 1 and $\mathfrak{z}_n^b(\alpha)$. To do that let's introduce some other template object $\mu_1^* : \mu_1^* \neq \mu_0^*$. We are interested in the estimation of the following probabilities:

$$\mathbb{P}(\mu_0^* \in \mathcal{C}(\mathfrak{z}_n^b(\alpha))), \quad \mathbb{P}(\mu_1^* \notin \mathcal{C}(\mathfrak{z}_n^b(\alpha))). \quad (6.1)$$

To do that we follow the work by Cuturi and Doucet [14] and consider as a template object μ_0^* two concentric circles, that are depicted at the left-hand side of Fig. 2. The middle panel contains four samples of ν . Each ν_i is obtained by random shifts and dilations of each circle. The last box depicts the barycenter μ_n . Naturally, each image can be considered as a uniform measures on \mathbb{R}^2 . As μ_1^* we consider a single shifted random ellipse presented at Fig.3. To compute optimal transport we use iterative Bregman projections algorithm presented in Benamou et al. [5]. The code can be found on Git-Hub repository following the link <https://github.com/gpeyre/2014-SISC-BregmanOT>.

Remark 4. *It is worth noting that the algorithm solves a penalized problem rather than the original one. In other words, instead of minimizing*

$$\int_{\mathbb{R}^d} \|x - y\|^2 d\pi(x, y) \rightarrow \min_{\pi \in \Pi(\mu, \nu)},$$

it optimizes the following target function

$$\int_{\mathbb{R}^d} \|x - y\|^2 d\pi(x, y) + \gamma \int_{\mathbb{R}^d} \pi(x, y) d\pi(x, y) \rightarrow \min_{\pi \in \Pi(\mu, \nu)},$$

The solution of regularized problem converges to the solution of the original one with the decay of γ . Thus, choosing relatively small regularization parameter $\gamma = .005$, we assume that the obtained results are quite close to the solution of the original problem.

The experiments are carried for eight sample sizes $n \in \{5, 10, 15, 20, 25, 30, 35, 40\}$. Confidence intervals are estimated for two different false-alarm rates $\alpha \in \{.05, .01\}$. Bootstrap weights follow Poisson distribution $w_i \sim \text{Po}(1)$. Empirical estimators of (6.1) are presented in Tables 1 and 2.

6.2. Experiments on the real data

This section presents algorithm performance of Algorithm 1 on the real data. We use MNIST (handwritten digit database) <http://yann.lecun.com/exdb/mnist/>. It contains

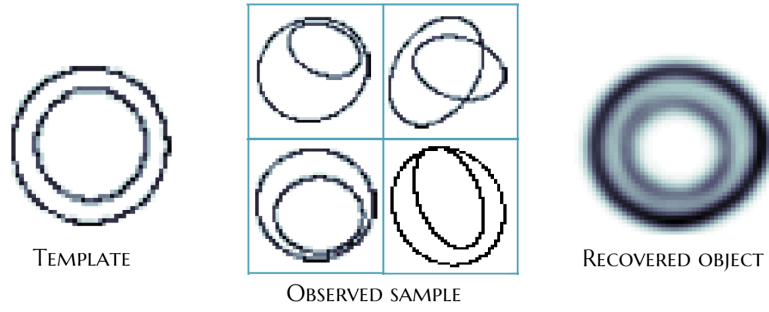
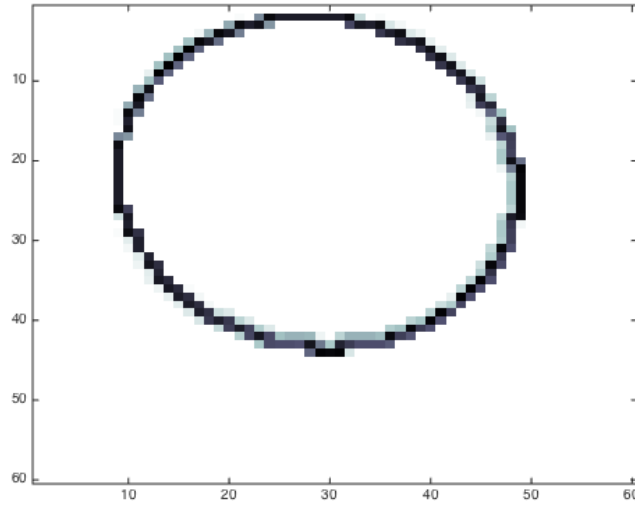


FIG 2. Recovery of the template object

FIG 3. μ_1^* is a dilated and shifted single ellipseTABLE 1
 $\hat{\mathbb{P}}(\mu_0^* \in \mathcal{C}(\mathfrak{z}_n^b(\alpha)))$

	$n = 5$	$n = 10$	$n = 15$	$n = 20$	$n = 25$	$n = 30$	$n = 35$	$n = 40$
$\alpha = .05$.90	.91	.97	.97	.98	.92	.97	.93
$\alpha = .01$.91	.96	.99	.99	1	.98	.99	.96

around 60000 indexed black-and-white images. Each image is a bounding box of 28×28 pixels with a written digit inside. Several examples are presented at Fig. 4. All symbols are approximately of the same size. Fig. 5 presents empirical barycenter for each digit, computed using all images in the database.

TABLE 2
 $\hat{\mathbb{P}}(\mu_1^* \notin \mathcal{C}(\mathcal{J}_n^b(\alpha)))$

	$n = 5$	$n = 10$	$n = 15$	$n = 20$	$n = 25$	$n = 30$	$n = 35$	$n = 40$
$\alpha = .05$.85	.84	.94	.94	.94	.98	.98	.97
$\alpha = .01$.75	.73	.76	.84	.86	.91	.90	.94

Naturally, there is no "template object" for hand-written symbols. Thus, the pre-defined template μ_0 can be replaced with population barycenter μ^* . However, on practice it can not be calculated as well. To carry out the test, instead of μ^* we use an empirical barycenter μ_N of a large homogeneous random sample $\{\nu_1, \dots, \nu_N\}$.



FIG 4. Random sample from MNIST database



FIG 5. Barycentric digits, computed over the whole MNIST database

Now we briefly explain the experiment setting. Denote as \mathcal{S} the set of all MNIST images. As before, each image $\nu \in \mathcal{S}$ can be considered as some measure on \mathbb{R}^2 with a finite support of size 28×28 . First fix some reference and test digits and denote them as r and t respectively. Then extract all r - and t -entries from \mathcal{S}

$$\mathcal{S}_r = \{\text{set of all } r\text{'s}\}, \quad \mathcal{S}_t = \{\text{set of all } t\text{'s}\}.$$

From the reference set \mathcal{S}_r we then sample some $\{\nu_1^r, \dots, \nu_n^r\} \subset \mathcal{S}_r$ and denote as μ_n^r its empirical barycenter. Let $\mathcal{C}_n(\mathfrak{z}_\alpha^b)$ be α -confidence set around μ_n^r . The test procedure aims to estimate two following probabilities

$$\mathbb{P}(\mu^r \in \mathcal{C}(\mathfrak{z}_n^b(\alpha))), \quad \mathbb{P}(\mu^t \notin \mathcal{C}(\mathfrak{z}_n^b(\alpha))),$$

where μ^r and μ^t are empirical barycenters, computed using whole sets \mathcal{S}_r and \mathcal{S}_t respectively (see Fig. 5). As the reference and test digits are used $r = 3$ and $t = 8$ respectively. We consider eight sample sizes $n \in \{5, 10, 15, 20, 25, 30, 35, 40\}$ and two confidence levels $\alpha \in \{.05, .01\}$. Empirical probabilities are estimated using 100 experiments for each n and α . The results are presented in Tables 3 and 4.

TABLE 3
 $\hat{\mathbb{P}}(\mu^3 \in \mathcal{C}(\mathfrak{z}_n^b(\alpha)))$

	$n = 5$	$n = 10$	$n = 15$	$n = 20$	$n = 25$	$n = 30$	$n = 35$	$n = 40$
$\alpha = .05$.80	.90	.92	.95	.95	.99	.99	.99
$\alpha = .01$.91	.94	.97	.97	.95	.99	.99	1

TABLE 4
 $\hat{\mathbb{P}}(\mu^8 \notin \mathcal{C}(\mathfrak{z}_n^b(\alpha)))$

	$n = 5$	$n = 10$	$n = 15$	$n = 20$	$n = 25$	$n = 30$	$n = 35$	$n = 40$
$\alpha = .05$.92	1	1	1	1	1	1	1
$\alpha = .01$.80	.96	.99	1	1	1	1	1

Fig. 6 shows an empirical distribution of 2-Wasserstein distance in two following cases: $\sqrt{n}W_2(\mu_n^r, \mu^r)$ (the left histogram) and $\sqrt{n}W_2(\mu_n^r, \mu^t)$ (the right histogram) respectively. The red vertical line is α -quantile $\mathfrak{z}_n^b(\alpha)$ computed with the bootstrap procedure. Fixed parameters are $n = 20$, $\alpha = .01$, $r = 3$, $t = 1$.

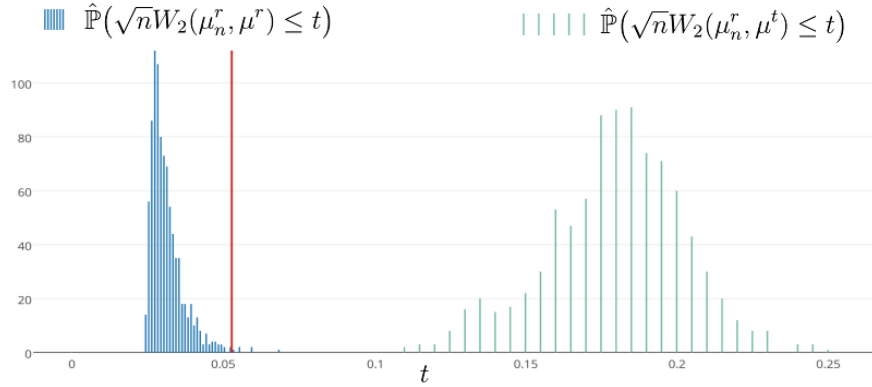


FIG 6. Distribution of $\sqrt{n}W_2(\mu_n^r, \mu^r)$ and $\sqrt{n}W_2(\mu_n^r, \mu^t)$

6.3. Application to change point detection

This section illustrates the performance of change point detection procedure. We consider the following data generation process. Before the change point observed data is generated from some template μ_0^* and from μ_1^* afterwards. Two examples are presented at Fig. 7. The upper panel shows a switch from nested ellipses to curved triangles. The bottom panel refers to switch from handwritten digits "three" to "five". The second data set is randomly sampled from MNIST databases. Let $T_h(t)$ be the test statistics

$$T_h(t) = \sqrt{h}W_2(\mu_h^l(t), \mu_h^r(t)),$$

where $\mu_h^l(t)$ and $\mu_h^r(t)$ stand for the barycenter of $\{\nu_{t-h}, \dots, \nu_{t-1}\}$ and $\{\nu_t, \dots, \nu_{t+h-1}\}$ respectively.

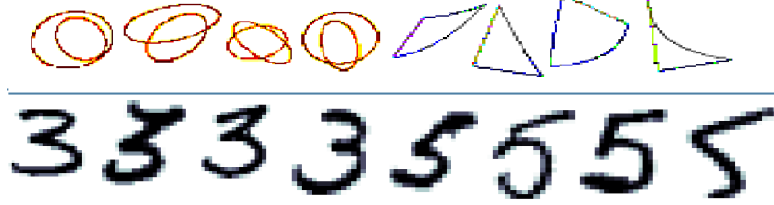
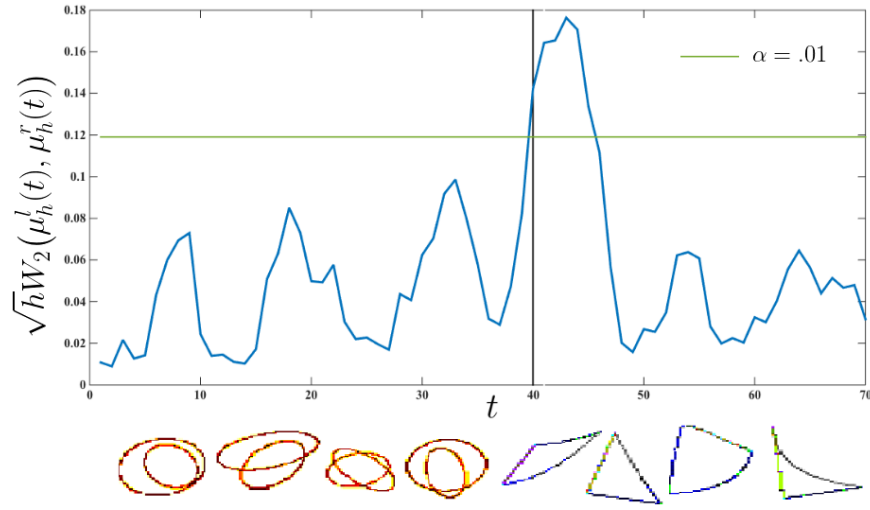
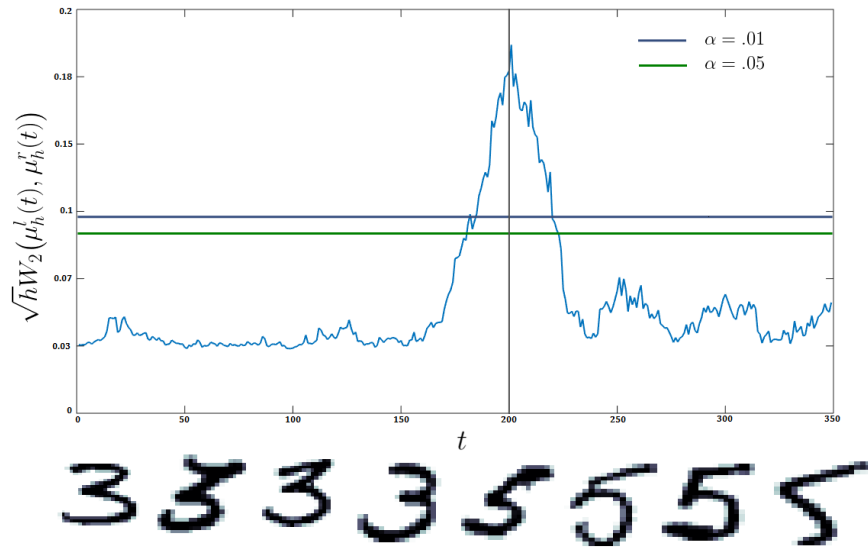


FIG 7. Change point in a flow of random images

Fig. 8 illustrates work of the algorithm on artificial data, namely on the stream that switches from random nested ellipses to curved triangles. Critical value $\mathfrak{z}_h^b(\alpha)$ for $\alpha = .01$ is computed with Algorithm 2 and depicted with horizontal line. We use the width of scrolling window $2h = 10$. Switch occurs at $t = 40$ and is marked with the black vertical line. The panel below shows the data before and after the change point, namely ν_t for $t \in \{36, 37, 38, 39, 40, 41, 42, 43\}$. Fig. 9 shows the behaviour of $T_h(t)$ on real data set. Switch occurs at $t = 200$, the width of scrolling window is $2h = 100$. Horizontal lines, that refer to critical levels $\alpha = .01$ and $\alpha = .05$ respectively are computed with Algorithm 2. As before, the panel below depicts observations in the vicinity of the change point: ν_t for $t \in \{196, 197, 198, 199, 200, 201, 202, 203\}$.

FIG 8. Distribution of $\sqrt{h}W_2(\mu_h^l(t), \mu_h^r(t))$ FIG 9. Distribution of $\sqrt{h}W_2(\mu_h^l(t), \mu_h^r(t))$

Appendix A: Appendix

A.1. Conditions

(Sm_b^W) Let X_i , $i = 1, \dots, n$ be a set of independent centred random variables defined on \mathbb{R}^d . Let $S^2 \stackrel{\text{def}}{=} \sum_{i=1}^n \mathbb{E} X_i X_i^\top$. We assume that

$$\|S^{-1} X_i\| \leq \mathfrak{C} / \sqrt{n}.$$

(ED_b^W) Let X be s.t.

$$\sup_{\gamma \in \mathbb{R}^d} \log \mathbb{E} \exp(\lambda \gamma^\top X) \leq \frac{\lambda^2 \nu^2}{2}, \quad |\lambda| \leq \sigma,$$

where $\nu \geq 1$ and $\sigma > 0$ are some constants.

(ED_b^W) For all i the set of bootstrap weights $\{w_i\}$ have unit mean and variance

$$\mathbb{E}^b w_i = 1, \quad \text{Var}^b(w_i) = 1.$$

Furthermore,

$$\log \mathbb{E} \exp\{\lambda(w_i - 1)\} \leq \frac{\nu_0^2 \lambda^2}{2}, \quad |\lambda| \leq g.$$

A.2. Validity of the bootstrap procedure for confidence sets

First note, that the test statistic (3.8) can be written as

$$T_n^2 = \|\xi\|^2 + \|\eta\|^2,$$

where

$$\xi_i \stackrel{\text{def}}{=} m_i - m^*, \quad \xi \stackrel{\text{def}}{=} \frac{1}{\sqrt{n}} \sum_i \xi_i, \tag{A.1}$$

$$\eta_i \stackrel{\text{def}}{=} \lambda_i - \lambda^*, \quad \eta \stackrel{\text{def}}{=} \frac{1}{\sqrt{n}} \sum_i \eta_i. \tag{A.2}$$

Note that all ξ_i and η_i are centred: $\mathbb{E} \xi_i = 0$, $\mathbb{E} \eta_i = 0$. We define their covariances as

$$\text{Var}(\xi_i) \stackrel{\text{def}}{=} v_\xi^2, \quad \text{Var}(\eta_i) \stackrel{\text{def}}{=} v_\eta^2.$$

Similarly, T_n^{b2} (3.9) can be rewritten as

$$T_n^{b2} = \|\xi^b\|^2 + \|\eta^b\|^2, \tag{A.3}$$

$$\xi^b \stackrel{\text{def}}{=} \frac{\sqrt{n}}{\sum_i w_i} \sum_i \xi_i^b = \frac{\sqrt{n}}{\sum_i w_i} \sum_i m_i w_i - \frac{1}{\sqrt{n}} \sum_i m_i.$$

$$\eta^{\flat} \stackrel{\text{def}}{=} \frac{\sqrt{n}}{\sum_i w_i} \sum_i \eta_i^{\flat} w_i = \frac{\sqrt{n}}{\sum_i w_i} \sum_i \lambda_i w_i - \frac{1}{\sqrt{n}} \sum_i \lambda_i. \quad (\text{A.4})$$

where

$$\xi_i^{\flat} \stackrel{\text{def}}{=} w_i \left(\xi_i - \frac{1}{\sqrt{n}} \sum_i \xi_i \right), \quad \eta_i^{\flat} \stackrel{\text{def}}{=} w_i \left(\eta_i - \frac{1}{\sqrt{n}} \sum_i \eta_i \right), \quad (\text{A.5})$$

Before proving the main result (Theorem 3.1), we have to prove an auxiliary lemma.

Lemma 1. *Let $\{\nu_1, \dots, \nu_n\}$ be an iid sample from family \mathcal{F}_0 and let conditions of Section A.1 be fulfilled, then for test statistic T_n and its counterpart in the bootstrap world T_n^b the following relation holds with probabilities $\mathbb{P}^b \geq 1 - (e^{-x} + 2e^{-6x^2})$, $\mathbb{P} \geq 1 - 6e^{-x}$*

$$\sup_{\mathfrak{z} > 0} \left| \mathbb{P}(T_n \leq \mathfrak{z}) - \mathbb{P}^b(T_n^b \leq \mathfrak{z}) \right| \leq \Delta_{\text{total}},$$

with $\Delta_{\text{total}} \stackrel{\text{def}}{=} \Delta_{\xi, \text{total}} + \Delta_{\eta, \text{total}}$ where $\Delta_{\xi, \text{total}}$, $\Delta_{\eta, \text{total}}$ comes from Lemma 2.

Informally speaking, the goal is to show, that for any $\mathfrak{z} \geq 0$

$$\left| \mathbb{P} \left(\sqrt{\|\xi\|^2 + \|\eta\|^2} \leq \mathfrak{z} \right) - \mathbb{P}^b \left(\sqrt{\|\xi^{\flat}\|^2 + \|\eta^{\flat}\|^2} \leq \mathfrak{z} \right) \right| \leq \mathfrak{C} / \sqrt{h}.$$

To do that, we first consider separately each

$$\left| \mathbb{P}(\|\xi\|^2 \leq \mathfrak{z}) - \mathbb{P}^b(\|\xi^{\flat}\|^2 \leq \mathfrak{z}) \right| \quad (\text{A.6})$$

and

$$\left| \mathbb{P}(\|\eta\|^2 \leq \mathfrak{z}) - \mathbb{P}^b(\|\eta^{\flat}\|^2 \leq \mathfrak{z}) \right|. \quad (\text{A.7})$$

Since, both cases (A.6) and (A.7) are exactly analogous, we investigate only (A.6). The obtained result then easily applies to (A.7). The proof of Lemma 1 mainly relies

TABLE 5
Idea of the proof of Lemma 2

$\ \xi\ $	$\stackrel{\text{Prop. 4}}{\approx} \frac{C}{\sqrt{n}}$	$\ \tilde{\xi}\ $
$\ \xi^{\flat}\ $	$\stackrel{\text{Prop. 3}}{\approx} \frac{C}{\sqrt{n}}$	$\ \tilde{\xi}^{\flat}\ $
		$C / \sqrt{n} \quad \text{RL 5}$

on three steps that are depicted in Table 5, where $\tilde{\xi}$ and $\tilde{\xi}^{\flat}$ are zero-mean Gaussian vectors:

$$\tilde{\xi} \sim \mathcal{N}(0, \mathbf{v}_{\xi}^2), \quad \tilde{\xi}^{\flat} \sim \mathcal{N}(0, \mathbf{v}_{\xi}^{\flat 2}), \quad (\text{A.8})$$

where $\mathbf{v}_{\xi}^{\flat 2} \stackrel{\text{def}}{=} \frac{1}{n} \sum_{i=1}^n \xi_i \xi_i^{\top}$.

The three steps yield the following lemma:

Lemma 2. Let $\rho \stackrel{\text{def}}{=} \mathbb{E}(\|\xi_i\|^3) < \infty$. Then it holds with probability $\mathbb{P}^b \geq 1 - (e^{-x} + 2e^{-6x^2})$, $\mathbb{P} \geq 1 - 6e^{-x}$

$$\sup_{\mathfrak{z}} |\mathbb{P}(\|\xi\| < \mathfrak{z}) - \mathbb{P}^b(\|\xi^b\| < \mathfrak{z})| \leq \Delta_{\xi, \text{total}}(n), \quad (\text{A.9})$$

where

$$\Delta_{\xi, \text{total}}(n) \stackrel{\text{def}}{=} \Delta_{\xi, \text{GAR}}(n) + 2\Delta_{\xi, \text{GAR}}^b(n) + \Delta_{\xi, \text{AC}}(n) + \Delta_{\xi, \text{v}^2}(n) \leq \mathfrak{C}/\sqrt{n},$$

with $\Delta_{\xi, \text{GAR}}(n)$ comes from (A.11), $\Delta_{\xi, \text{GAR}}^b(n)$ (A.17), $\Delta_{\xi, \text{AC}}(n)$ (A.13) and $\Delta_{\xi, \text{v}^2}(n)$ (A.23).

A.2.1. Proof of Lemma 2

Step 1: Gaussian approximation of $\|\xi\|$. The first proposition is a result about the closeness of the distributions of the Euclidean norms $\|\xi\|$ and $\|\tilde{\xi}\|$.

Proposition 4 (Gaussian approximation). Let $\rho_{\xi} \stackrel{\text{def}}{=} \mathbb{E}(\|\xi_i\|^3) < \infty$, $i = 1 \dots, n$. Then,

$$\sup_{\mathfrak{z}} |\mathbb{P}(\|\xi\| < \mathfrak{z}) - \mathbb{P}(\|\tilde{\xi}\| < \mathfrak{z})| \leq \Delta_{\xi, \text{GAR}}(n), \quad (\text{A.10})$$

$$\Delta_{\xi, \text{GAR}}(n) \stackrel{\text{def}}{=} 400d^{1/4}\rho_{\xi}/(\lambda_d^3\sqrt{n}). \quad (\text{A.11})$$

where λ_d denotes the square root of the smallest eigenvalue of \mathbf{v}_{ξ}^2 .

Proof. Observe that $\mathbb{P}(\|\xi\| < \mathfrak{z}) = \mathbb{P}(\xi \in C)$ where $C \stackrel{\text{def}}{=} \{x \in \mathbb{R}^d \mid \|x\| \leq \mathfrak{z}\}$. Since C is convex, the proof follows immediately from Corollary 2 taking $S'_n := \xi$ and $Y' = \tilde{\xi}$. \square

Step 2: Gaussian approximation of $\|\xi^b\|$. The next proposition provides conditions for the approximation of the distribution of the Euclidean norm $\|\xi^b\|$ by the norm $\|\tilde{\xi}^b\|$.

Lemma 3 (Approximation of $\|\xi^b\|$ by $\|\tilde{\xi}^b\|$). Let ξ^b and $\tilde{\xi}^b$ be the random vectors defined in (A.3) and (A.8). Then it holds, with $\mathbb{P}^b \geq 1 - (e^{-x} + 2e^{-6x^2})$, $\mathbb{P} \geq 1 - 4e^{-x}$

$$\sup_{\mathfrak{z}} |\mathbb{P}^b(\|\xi^b\| < \mathfrak{z}) - \mathbb{P}^b(\|\tilde{\xi}^b\| < \mathfrak{z})| \leq \Delta_{\xi, \text{AC}}(n), \quad (\text{A.12})$$

$$\Delta_{\xi, \text{AC}}(n) \stackrel{\text{def}}{=} C \frac{\mathbf{x}d^{1/4}}{\sqrt{n}} \sqrt{\frac{(\lambda_1^2 + \mathfrak{C}(\mathbf{x} + \log d))(d + 6\mathbf{x})}{|\lambda_1^2 - \mathfrak{C}(\mathbf{x} + \log d)|}}. \quad (\text{A.13})$$

Proof. The sketch of the proof is following:

Step 2.1 Show that $\|\xi^b\| \approx \|\bar{\xi}^b\|$, where

$$\bar{\xi}^b \stackrel{\text{def}}{=} \frac{1}{\sqrt{n}} \sum_{i=1}^n (w_i - 1)\xi_i, \quad (\text{A.14})$$

Step 2.2 Show that $\|\bar{\xi}^b\| \approx \|\tilde{\xi}^b\|$,

Step 2.3 Show that from steps 2.1 and 2.2 it follows that $\|\xi^b\| \approx \|\tilde{\xi}^b\|$.

Step 2.1: $\|\xi^b\| \approx \|\bar{\xi}^b\|$ Due to subexponentiality of weights w_i (see Condition (ED_b^W)) it holds with probability $\mathbb{P}^b \geq 1 - 2e^{-6x^2}$ that

$$\left| \frac{1}{n} \sum_{i=1}^n w_i - 1 \right| \leq x/\sqrt{n}.$$

Denote as

$$c_+(n) \stackrel{\text{def}}{=} \frac{1}{1 + x/\sqrt{n}}, \quad c_-(n) \stackrel{\text{def}}{=} \frac{1}{1 - x/\sqrt{n}},$$

thus we obtain

$$\frac{c_+(n)}{n} \leq \frac{1}{\sum_i w_i} \leq \frac{c_-(n)}{n}.$$

This entails the following system of inequalities, for any $\mathfrak{z} > 0$

$$\mathbb{P}^b(c_-(n)\|\bar{\xi}^b\| \leq \mathfrak{z}) \leq \mathbb{P}^b(\|\xi^b\| \leq \mathfrak{z}) \leq \mathbb{P}^b(c_+(n)\|\bar{\xi}^b\| \leq \mathfrak{z}). \quad (\text{A.15})$$

Step 2.2: $\|\bar{\xi}^b\| \approx \|\tilde{\xi}^b\|$ This result is essentially the same as Proposition 4. Let $\rho_\xi^b \stackrel{\text{def}}{=} \mathbb{E}(\|\bar{\xi}_i^b\|^3) < \infty$, where $\bar{\xi}_i^b \stackrel{\text{def}}{=} (w_i - 1)\xi_i$, then we obtain

$$\sup_{\mathfrak{z}} |\mathbb{P}^b(\|\bar{\xi}^b\| < \mathfrak{z}) - \mathbb{P}(\|\tilde{\xi}^b\| < \mathfrak{z})| \leq \Delta_{\text{GAR}}^b, \quad (\text{A.16})$$

where $\lambda_d^b \stackrel{\text{def}}{=} \min \lambda(v_\xi^b)$ and

$$\Delta_{\xi, \text{GAR}}^b(n) \stackrel{\text{def}}{=} 400d^{1/4} \rho_\xi^b / (\lambda_d^{b3} \sqrt{n}). \quad (\text{A.17})$$

Step 2.3: $\|\xi^b\| \approx \|\tilde{\xi}^b\|$ Combining (A.15) and (A.16), one obtains

$$\begin{aligned} \mathbb{P}^b(\|\tilde{\xi}^b\| \leq \mathfrak{z}/c_-(n)) - \Delta_{\xi, \text{GAR}}^b(n) &\leq \mathbb{P}^b(\|\xi^b\| \leq \mathfrak{z}) \leq \mathbb{P}^b(c_+(n)\|\tilde{\xi}^b\| \\ &\leq \mathfrak{z}/c_+(n)) + \Delta_{\xi, \text{GAR}}^b(n). \end{aligned}$$

And, obviously

$$\begin{aligned} \mathbb{P}^b(\|\tilde{\xi}^b\| \leq \mathfrak{z}/c_-(n)) - \Delta_{\xi, \text{GAR}}^b(n) &\leq \mathbb{P}^b(\|\tilde{\xi}^b\| \leq \mathfrak{z}) \\ &\leq \mathbb{P}^b(\|\tilde{\xi}^b\| \leq \mathfrak{z}/c_+(n)) + \Delta_{\xi, \text{GAR}}^b(n). \end{aligned}$$

Now note that

$$\mathfrak{z}/c_-(n) = \mathfrak{z} - \frac{x}{\sqrt{n}}\mathfrak{z}, \quad \mathfrak{z}/c_+(n) = \mathfrak{z} + \frac{x}{\sqrt{n}}\mathfrak{z}.$$

Thus

$$\begin{aligned} \left| \mathbb{P}^b(\|\xi^b\| \leq \mathfrak{z}) - \mathbb{P}^b(\|\tilde{\xi}^b\| \leq \mathfrak{z}) \right| &\leq 2\Delta_{\xi, \text{GAR}}^b(n) \\ &+ \mathbb{P}^b(\|\tilde{\xi}^b\| \leq \mathfrak{z} + \mathfrak{z}x/\sqrt{n}) - \mathbb{P}^b(\|\tilde{\xi}^b\| \leq \mathfrak{z} - \mathfrak{z}x/\sqrt{n}). \quad (\text{A.18}) \end{aligned}$$

Since $\tilde{\xi}^b$ is a Gaussian random vector, we can apply the anti-concentration result from Lemma 6 in order to bound the right-hand-side of (A.18). Set $h_1 = h_2 = z \frac{x}{\sqrt{n}}$ and

$$\begin{aligned} Q^{h_1} &= \{x \mid \|x\| < z + z \frac{x}{\sqrt{n}}\} \\ Q^{-h_2} &= \{x \mid \|x\| < z - z \frac{x}{\sqrt{n}}\}. \end{aligned}$$

Then,

$$\begin{aligned} \mathbb{P}^b(\|\tilde{\xi}^b\| < \mathfrak{z} + \mathfrak{z}x/\sqrt{n}) - \mathbb{P}^b(\|\tilde{\xi}^b\| < \mathfrak{z} - \mathfrak{z}x/\sqrt{n}) \\ = \mathbb{P}^b(\tilde{\xi}^b \in Q^{h_1}) - \mathbb{P}^b(\tilde{\xi}^b \in Q^{-h_2}) \leq C \mathfrak{z} \frac{x}{\sqrt{n}} \sqrt{\|\mathbf{v}_\xi^{b-2}\|_F} \end{aligned} \quad (\text{A.19})$$

Note, that \mathbf{v}_ξ^{b-2} stands for \mathbf{v}_ξ^b to the power -2 . The right hand side of inequality (A.19) depends on \mathfrak{z} . In order to obtain a uniform bound we can apply Theorem C.2, which states that, for $\mathbf{p} \stackrel{\text{def}}{=} \text{tr}(\mathbf{v}_\xi^{b2})$, $\mathbf{v} \stackrel{\text{def}}{=} 2 \text{tr}(\mathbf{v}_\xi^{b4})$ and the largest eigenvalue of \mathbf{v}_ξ^{b2} , $\hat{\lambda}_1^2 \stackrel{\text{def}}{=} \max(\lambda(\mathbf{v}_\xi^{b2}))$,

$$\mathbb{P}^b(\|\tilde{\xi}^b\|^2 < \mathbf{p} + (2\mathbf{v}x^{1/2}) \vee (6\lambda_1^2 x)) \leq 1 - e^{-x},$$

Define $\hat{\Delta}^2 \stackrel{\text{def}}{=} \mathbf{p} + (2\mathbf{v}x^{1/2}) \vee (6\hat{\lambda}_1^2 x)$, we can bound $\mathfrak{z} < \hat{\Delta}$. Also note that

$$\mathbf{p} \leq d\hat{\lambda}_1^2 \quad \text{and} \quad \mathbf{v} \leq \sqrt{2d}\hat{\lambda}_1^2.$$

Hence,

$$\hat{\Delta} \leq \begin{cases} C\sqrt{\hat{\lambda}_1^2(d + 2\sqrt{2}x^{1/2})} & \text{if } x < 2d/9 \\ C\sqrt{\hat{\lambda}_1^2(d + 6x)} & \text{if } x \geq 2d/9. \end{cases}$$

Hence, we obtain

$$|\mathbb{P}^b(\|\xi^b\| < \mathfrak{z}) - \mathbb{P}^b(\|\tilde{\xi}^b\| < \mathfrak{z})| \leq C \frac{x}{\sqrt{n}} \hat{\Delta} \sqrt{\|\mathbf{v}_\xi^{b-2}\|_F}.$$

Now we have to bound two random quantities: $\hat{\lambda}_1^2$ and $\|\mathbf{v}_\xi^{b-2}\|_F$. First note that $\|\mathbf{v}_\xi^{b-2}\|_F^2 \leq d(\hat{\lambda}_d^2)^{-2}$, where $\hat{\lambda}_d^2$ is the smallest eigenvalue of \mathbf{v}_ξ^{b2} . We use eigenvalue stability inequality (see e.g. Tao [30]) together with Corollary 3:

$$|\hat{\lambda}_d^2 - \lambda_d^2| \leq C(x + \log d).$$

Thus one obtains with probability $\mathbb{P} \geq 1 - 2e^{-x}$

$$\|\mathbf{v}_\xi^{b-2}\|_F^2 \leq d(\hat{\lambda}_d^2)^{-2} \leq d(\lambda_d^2 - C(x + \log d))^{-2}.$$

Furthermore, Corollary 3 ensures, that with $\mathbb{P} \geq 1 - 2e^{-x}$

$$|\hat{\lambda}_1^2 - \lambda_1^2| \leq C(x + \log d).$$

Thus, collecting all bounds we obtain the result

$$|\mathbb{P}^b(\|\xi^b\| \leq \mathfrak{z}) - \mathbb{P}^b(\|\tilde{\xi}^b\| \leq \mathfrak{z})| \leq 2\Delta_{\xi, \text{GAR}}^b(n) + \Delta_{\xi, \text{AC}}(n), \quad (\text{A.20})$$

with $\Delta_{\xi, \text{AC}}(n)$ comes from (A.13) □

Step 3: Gaussian comparison The remaining problem is the comparison of the distributions of the norms of the two Gaussian random vectors.

$$\tilde{\xi} \sim \mathcal{N}(0, \mathbf{v}_\xi^2) \quad \text{and} \quad \tilde{\xi}^b \sim \mathcal{N}(0, \mathbf{v}_\xi^{b2}). \quad (\text{A.21})$$

Proposition 5 (Gaussian comparison). *Let $\tilde{\xi}$ and $\tilde{\xi}^b$ be the random vectors defined in (A.21). Then, it holds with $\mathbb{P} \geq 1 - e^{-x}$*

$$\sup_{\mathfrak{z}} |\mathbb{P}(\|\tilde{\xi}\| < \mathfrak{z}) - \mathbb{P}^b(\|\tilde{\xi}^b\| < \mathfrak{z})| \leq \Delta_{\mathbf{v}^2}(n), \quad (\text{A.22})$$

where

$$\Delta_{\xi, \mathbf{v}^2}(n) \stackrel{\text{def}}{=} C \frac{d(\mathbf{x} + \log d)}{\sqrt{n}}. \quad (\text{A.23})$$

Proof. Let $N_\xi = \mathcal{N}(0, \mathbf{v}_\xi^2)$ and $N_\xi^b = \mathcal{N}(0, \mathbf{v}_\xi^{b2})$ denote the laws of $\tilde{\xi}$ and $\tilde{\xi}^b$. Then, we have the inequality

$$\sup_{\mathfrak{z}} |\mathbb{P}(\|\tilde{\xi}\| < \mathfrak{z}) - \mathbb{P}^b(\|\tilde{\xi}^b\| < \mathfrak{z})| \leq \sup_{B \in \mathcal{B}(\mathbb{R}^d)} |N_\xi(B) - N_\xi^b(B)|. \quad (\text{A.24})$$

The right hand side of (A.24) is the Total Variation distance between the measures N_ξ and N_ξ^b . By Pinsker's inequality, (Lemma 6), it can be bounded by the Kullback-Leibler divergence, in the following way:

$$\sup_{B \in \mathcal{B}(\mathbb{R}^d)} |N_\xi(B) - N_\xi^b(B)| \leq \sqrt{\mathcal{KL}(N_\xi, N_\xi^b)/2}. \quad (\text{A.25})$$

Therefore, we can proof the Theorem by bounding $\mathcal{KL}(N_\xi, N_\xi^b)$. Denote as

$$Z_\xi \stackrel{\text{def}}{=} \mathbf{v}_\xi^{-1} \mathbf{v}_\xi^{b2} \mathbf{v}_\xi^{-1} - I_d.$$

Lemma 7 provides necessary conditions for a bound. In particular, we need to find a $\rho_{V^2}^2 \geq 0$, such that

$$\|Z_\xi\| \leq 1/2 \quad \text{and} \quad \text{tr}(Z_\xi^2) \leq \rho_V^2. \quad (\text{A.26})$$

A natural bound on the trace is

$$\text{tr}(Z_\xi^2) = \|Z_\xi\|_F^2 \leq d(\alpha_1^2)^2,$$

where α_1^2 is the largest eigenvalue of Z_ξ . Corollary 3 implies, that with probability $\mathbb{P} \geq 1 - 2e^{-x}$

$$(\alpha_1^2)^2 \leq \mathfrak{C}(\mathbf{x} + \log d)^2/n.$$

Applying the result of Lemma 7, one obtains

$$\mathcal{KL}(N_\xi, N_\xi^b) \leq d\mathfrak{C}(\mathbf{x} + \log d)^2/n$$

and by Pinsker's inequality (A.25) we obtain (A.22). \square

Collecting the bounds (A.11), (A.17), (A.13) and (A.23) finally yields the bound (A.9) and thus proofs Theorem 2.

A.2.2. Proof of Lemma 1

We are now able to proof Lemma 1.

Proof of Lemma 1. We use Lemma 2 by which we obtain for the bootstrap approximation of the statistics $\|\xi\|^2$ and $\|\eta\|^2$,

$$\begin{aligned} \sup_{\mathfrak{z}} |\mathbb{P}(\|\xi\|^2 < \mathfrak{z}^2) - \mathbb{P}^b(\|\xi^b\|^2 < \mathfrak{z}^2)| &\leq \Delta_{\xi, \text{total}}(n) \\ \sup_{\mathfrak{z}} |\mathbb{P}(\|\eta\|^2 < \mathfrak{z}^2) - \mathbb{P}^b(\|\eta^b\|^2 < \mathfrak{z}^2)| &\leq \Delta_{\eta, \text{total}}(n) \end{aligned} \quad (\text{A.27})$$

We need to provide a bound for the distance

$$\sup_{\mathfrak{z}} \left| \mathbb{P}(\sqrt{\|\xi\|^2 + \|\eta\|^2} < \mathfrak{z}) - \mathbb{P}^b(\sqrt{\|\xi^b\|^2 + \|\eta^b\|^2} < \mathfrak{z}) \right|.$$

Note, that the distribution of the sum of two independent variables is the convolution of the individual distribution functions. Then, by (A.27), we obtain for all $\mathfrak{z} \geq 0$,

$$\begin{aligned} \mathbb{P}(\|\xi\|^2 + \|\eta\|^2 < \mathfrak{z}^2) &= \int \mathbb{P}(\|\eta\|^2 < \mathfrak{z}^2 - x) f_{\|\xi\|^2}(x) dx \\ &\leq \int \mathbb{P}^b(\|\eta^b\|^2 < \mathfrak{z}^2 - x) f_{\|\xi\|^2}(x) dx + \Delta_{\eta, \text{total}}(n) \end{aligned} \quad (\text{A.28})$$

$$\begin{aligned} &= \int \mathbb{P}(\|\xi\|^2 < \mathfrak{z}^2 - y^b) f_{\|\eta^b\|^2}(y) dy + \Delta_{\eta, \text{total}}(n) \\ &\leq \int \mathbb{P}^b(\|\xi^b\|^2 < \mathfrak{z}^2 - y^b) f_{\|\eta^b\|^2}(y) dy \\ &\quad + \Delta_{\xi, \text{total}}(n) + \Delta_{\eta, \text{total}}(n) \\ &= \mathbb{P}^b(\|\xi^b\|^2 + \|\eta^b\|^2 < \mathfrak{z}^2) + \Delta_{\xi, \text{total}}(n) + \Delta_{\eta, \text{total}}(n). \end{aligned} \quad (\text{A.29})$$

And in the inverse direction,

$$\mathbb{P}(\|\xi\|^2 + \|\eta\|^2 < \mathfrak{z}^2) \geq \mathbb{P}^b(\|\xi^b\|^2 + \|\eta^b\|^2 < \mathfrak{z}^2) - (\Delta_{\xi, \text{total}}(n) + \Delta_{\eta, \text{total}}(n)).$$

Which yields, for all $\mathfrak{z} > 0$, and $\Delta_{\text{total}}(n) \stackrel{\text{def}}{=} (\Delta_{\xi, \text{total}}(n) + \Delta_{\eta, \text{total}}(n))$

$$\left| \mathbb{P}(\sqrt{\|\xi\|^2 + \|\eta\|^2} < \mathfrak{z}) - \mathbb{P}^b(\sqrt{\|\xi^b\|^2 + \|\eta^b\|^2} < \mathfrak{z}) \right| \leq \Delta_{\text{total}}(n).$$

This proves the theorem. \square

A.2.3. Proof of Theorem 3.1

Now we are ready to present the proof of the main result.

Proof of Theorem 3.1. Lemma 1 implies that for any $\mathfrak{z} > 0$

$$|\mathbb{P}(T_n \leq \mathfrak{z}) - \mathbb{P}^b(T_n^b \leq \mathfrak{z})| \leq \Delta_{\text{total}}(n).$$

In other words

$$\mathfrak{z}_n(\alpha + \Delta_{\text{total}}(n)) \leq \mathfrak{z}_n^b(\alpha) \leq \mathfrak{z}_n(\alpha - \Delta_{\text{total}}(n)).$$

Taking into account, that \mathbb{P} is a continuous function of quantile \mathfrak{z} , one obtains

$$\mathbb{P}(T_n > \mathfrak{z}_n^b(\alpha)) - \alpha \geq \mathbb{P}(T_n > \mathfrak{z}_n(\alpha + \Delta_{\text{total}}(n))) - \alpha \geq -\Delta_{\text{total}}(n).$$

By analogy,

$$\mathbb{P}(T_n > \mathfrak{z}_n^b(\alpha)) - \alpha \leq \Delta_{\text{total}}(n).$$

□

Appendix B: Validity of the bootstrap procedure for change point detection

In this section we mainly borrow ideas of the proof from Section A.2. We further assume that a training sample in hand is homogeneous and does not contain change points. For transparency of First let time moment t be fixed. The test statistic (4.8) and its bootstrapped counterpart (4.9) are written as

$$T^2(t) = \|\xi(t)\|^2 + \|\eta(t)\|^2,$$

where

$$\begin{aligned} \xi(t) &\stackrel{\text{def}}{=} \frac{1}{\sqrt{h}} \sum_{i \in \{L(t), R(t)\}} c_i(t) \xi_i, \quad \eta(t) \stackrel{\text{def}}{=} \frac{1}{\sqrt{h}} \sum_{i \in \{L(t), R(t)\}} c_i(t) \eta_i. \\ c_i(t) &= \begin{cases} 1, & \text{if } i \in L(t) \\ -1, & \text{if } i \in R(t) \end{cases} \end{aligned} \quad (\text{B.1})$$

and

$$T^{b2}(t) = \|\xi^b(t)\|^2 + \|\eta^b(t)\|^2,$$

$$\xi^b(t) \stackrel{\text{def}}{=} \left\| \frac{\sqrt{h}}{\sum_{i \in L(t)} w_i} \sum_{i \in L(t)} w_i \xi_i - \frac{\sqrt{h}}{\sum_{i \in R(t)} w_i} \sum_{i \in R(t)} w_i \xi_i \right\|^2, \quad (\text{B.2})$$

$$\eta^b(t) \stackrel{\text{def}}{=} \left\| \frac{\sqrt{h}}{\sum_{i \in L(t)} w_i} \sum_{i \in L(t)} w_i \eta_i - \frac{\sqrt{h}}{\sum_{i \in R(t)} w_i} \sum_{i \in R(t)} w_i \eta_i \right\|^2. \quad (\text{B.3})$$

Here ξ_i and η_i come from (A.1) and (A.2) respectively. We consider each term $\|\xi(t)\|$ and $\|\eta(t)\|$ separately and following Scheme 5 show that

Lemma 4. Fix time moment t and let $\rho \stackrel{\text{def}}{=} \mathbb{E}(\|\xi_i\|^3) < \infty$. Then it holds with $\mathbb{P} \geq 1 - 6e^{-x} - 2e^{-6x^2}$, $\mathbb{P}^b \geq 1 - 3e^{-x} - 2e^{-6x^2}$,

$$\sup_{\mathfrak{z}} |\mathbb{P}(\|\xi(t)\| < \mathfrak{z}) - \mathbb{P}^b(\|\xi^b(t)\| < \mathfrak{z})| \leq \Delta_{\xi(t), \text{total}}, \quad (\text{B.4})$$

where

$$\begin{aligned} \Delta_{\xi(t), \text{total}} &\stackrel{\text{def}}{=} \Delta_{\xi(t), \text{GAR}} + 2\Delta_{\xi(t), \text{GAR}}^b(h) + \Delta_{\xi(t), \text{AC}}(h) \\ &\quad + \Delta_{\xi(t), \mathbb{E}}^b(h) + \Delta_{\xi(t), \mathbf{v}^2}(h) \leq \mathfrak{C}/\sqrt{h}, \end{aligned} \quad (\text{B.5})$$

with $\Delta_{\xi(t), \text{GAR}}$ from (B.6), $\Delta_{\xi(t), \text{GAR}}^b(h)$ (A.17), $\Delta_{\text{AC}}(h)$ (A.13), $\Delta_{\mathbb{E}}^b(h)$ (B.12), $\Delta_{\xi(t), \mathbf{v}^2}(h)$ (A.23).

B.1. Proof of Proposition 4

Step 1: Gaussian approximation of $\|\xi(t)\|$.

Corollary 1. Let $\rho_\xi \stackrel{\text{def}}{=} \mathbb{E}(\|\xi_i\|^3) < \infty$. Then it holds

$$\sup_{\mathfrak{z}} |\mathbb{P}(\|\xi(t)\| < \mathfrak{z}) - \mathbb{P}(\|\tilde{\xi}(t)\| < \mathfrak{z})| \leq 400d^{1/4}\rho_\xi/(\lambda_d^3\sqrt{h}),$$

where λ_d denotes the square root of the smallest eigenvalue of $\mathbf{v}_{\xi(t)}^2$ and

$$\Delta_{\xi(t), \text{GAR}} \stackrel{\text{def}}{=} 400d^{1/4}\rho_\xi/(\lambda_d^3\sqrt{h}). \quad (\text{B.6})$$

Proof. Note, that one can consider $\xi(t)$ as a sum of h iid symmetric random variables. In particular

$$\xi(t) = \frac{1}{\sqrt{h}} \sum_{i=t-h}^{t+h-1} (\xi_i - \xi_{i+h}).$$

The rest follows immediately from Proposition 4. \square

Step 2: Gaussian approximation of $\|\xi^b(t)\|$. Now we define three auxiliary construction. Let $\bar{\xi}^b(t)$ be

$$\begin{aligned} \bar{\xi}^b(t) &\stackrel{\text{def}}{=} \frac{1}{\sqrt{h}} \sum_{i \in \{\mathbf{L}(t), \mathbf{R}(t)\}} c_i(t) w_i \xi_i \\ \mathbb{E}^b \bar{\xi}^b(t) &\stackrel{\text{def}}{=} \delta_{\mathbb{E}}^b = \frac{1}{\sqrt{h}} \sum_{i \in \{\mathbf{L}(t), \mathbf{R}(t)\}} c_i(t) m_i. \end{aligned} \quad (\text{B.7})$$

Its non-centred Gaussian counterpart $\bar{\xi}^b(t)$ is

$$\text{Var}(\bar{\xi}^b(t)) \stackrel{\text{def}}{=} \mathbf{v}_{\xi(t)}^{b2} = \frac{1}{h} \sum_{i \in \{\mathbf{L}(t), \mathbf{R}(t)\}} \xi_i \xi_i^\top, \quad \bar{\xi}^b(t) \sim \mathcal{N}(\delta_{\mathbb{E}}^b, \mathbf{v}^{b2}). \quad (\text{B.8})$$

And the last key ingredient is centred Gaussian vector with the same covariance structure as $\check{\xi}^b(t)$

$$\tilde{\xi}^b(t) \sim \mathcal{N}(0, \mathbf{v}^{b2}). \quad (\text{B.9})$$

Lemma 5 (Approximation of $\|\xi^b(t)\|$ by $\|\tilde{\xi}^b(t)\|$). *Let $\xi^b(t)$ and $\tilde{\xi}^b(t)$ be the random vectors defined in (B.2) and (B.9). Then it holds, with $\mathbb{P} \geq 1 - 4e^{-x} - 2e^{-6x^2}$, $\mathbb{P}^b \geq 1 - (e^{-x} + 2e^{-6x^2})$*

$$\sup_{\mathfrak{z}} |\mathbb{P}^b(\|\xi^b(t)\| < \mathfrak{z}) - \mathbb{P}^b(\|\tilde{\xi}^b(t)\| < \mathfrak{z})| \leq \Delta_{\xi(t)}^b(h), \quad (\text{B.10})$$

where

$$\Delta_{\xi(t)}^b(h) \stackrel{\text{def}}{=} 2\Delta_{\xi(t),\text{GAR}}^b(h) + \Delta_{\xi(t),\text{AC}}(h) + \Delta_{\xi(t),\mathbb{E}}^b(h) \leq \mathfrak{C}/\sqrt{h}, \quad (\text{B.11})$$

with $\Delta_{\xi(t),\text{GAR}}^b(h)$ from (A.17), $\Delta_{\text{AC}}(h)$ (A.13), $\Delta_{\mathbb{E}}^b(h)$ (B.12).

Remark 5. Note, that the difference with the result of Lemma 3 consists of an additional error term $\Delta_{\mathbb{E}}^b(h)$, that appears in the bootstrap world due to relative bias $\delta_{\mathbb{E}}^b(h)$ (B.7) between estimators in left and right halves of a running window.

Proof. Now, following Step 2.1 and Step 2.2 in the proof of Proposition 3 obtain the results, similar to (A.15) and (A.16):

$$\begin{aligned} \mathbb{P}^b(c_-(n)\|\tilde{\xi}^b(t)\| \leq \mathfrak{z}) &\leq \mathbb{P}^b(\|\xi^b(t)\| \leq \mathfrak{z}) \leq \mathbb{P}^b(c_+(n)\|\tilde{\xi}^b(t)\| \leq \mathfrak{z}), \\ \sup_{\mathfrak{z}} |\mathbb{P}^b(\|\tilde{\xi}^b(t)\| < \mathfrak{z}) - \mathbb{P}^b(\|\check{\xi}^b(t)\| < \mathfrak{z})| &\leq \Delta_{\xi(t),\text{GAR}}^b(h), \end{aligned}$$

with $\Delta_{\xi(t),\text{GAR}}^b(h)$ comes from (A.17). Combining this two results we come to

$$\begin{aligned} \left| \mathbb{P}^b(\|\xi^b(t)\| \leq \mathfrak{z}) - \mathbb{P}^b(\|\check{\xi}^b(t)\| \leq \mathfrak{z}) \right| &\leq 2\Delta_{\xi(t),\text{GAR}}^b(h) \\ &+ \mathbb{P}^b(\|\check{\xi}^b(t)\| \leq \mathfrak{z} + \mathfrak{z}\mathbf{x}/\sqrt{h}) - \mathbb{P}^b(\|\xi^b(t)\| \leq \mathfrak{z} - \mathfrak{z}\mathbf{x}/\sqrt{h}). \end{aligned}$$

Step 2.3 yields the result similar to (A.20):

$$\left| \mathbb{P}^b(\|\xi^b(t)\| \leq \mathfrak{z}) - \mathbb{P}^b(\|\check{\xi}^b(t)\| \leq \mathfrak{z}) \right| \leq 2\Delta_{\xi(t),\text{GAR}}^b(h) + \Delta_{\text{AC}}^b(h)$$

The last step is to apply anti-concentration result to $\check{\xi}^b(t)$. Note that $\|\check{\xi}^b(t)\| = \|\tilde{\xi}^b(t) + \delta_{\mathbb{E}}^b\|$. Then using triangle inequality

$$\mathbb{P}^b(\|\tilde{\xi}^b(t)\| \leq \mathfrak{z}) - \mathbb{P}^b(\|\tilde{\xi}^b(t) + \delta_{\mathbb{E}}^b\| \leq \mathfrak{z}) \leq \mathbb{P}^b(\|\tilde{\xi}^b(t)\| \leq \mathfrak{z}) - \mathbb{P}^b(\|\tilde{\xi}^b(t)\| \leq \mathfrak{z} - \|\delta_{\mathbb{E}}^b\|).$$

Therefore, it holds

$$\mathbb{P}^b(\|\tilde{\xi}^b(t)\| \leq \mathfrak{z}) - \mathbb{P}^b(\|\tilde{\xi}^b(t)\| \leq \mathfrak{z} - \|\delta_{\mathbb{E}}^b\|) \leq \mathfrak{C}\|\delta_{\mathbb{E}}^b\| \sqrt{\|\mathbf{v}_{\xi(t)}^{b-2}\|_F}.$$

Applying the bound $\|\mathbf{v}_\xi^{b-2}\|_F \leq \sqrt{d}/\epsilon$, we get

$$\mathbf{C} \|\delta_{\mathcal{E}}^b\| \sqrt{\|\mathbf{v}_{\xi(t)}^{b-2}\|} \leq \mathbf{C} \|\delta_{\mathcal{E}}^b\| d^{1/4} |\lambda_d^2 - \mathbf{C}(\mathbf{x} + \log d)|^{-1/2}.$$

However, we are not done since $\|\delta_{\mathcal{E}}^b\|$ is a random object under measure \mathbb{P} , see (B.7). As soon as the sum of subexponentials is subexponential too, we can apply Lemma 8 together with Condition (ED_b^W) and obtain with $\mathbb{P} \geq 1 - 2e^{-6\mathbf{x}^2}$, that

$$\|\delta_{\mathcal{E}}^b\| \leq \Delta_{\xi(t), \mathcal{E}}^b(h), \quad \Delta_{\xi(t), \mathcal{E}}^b(h) \stackrel{\text{def}}{=} \frac{\mathbf{x}}{\sqrt{\nu} \sqrt{h}}. \quad (\text{B.12})$$

Thus, we obtain

$$\left| \mathbb{P}^b(\|\xi^b(t)\| \leq \mathfrak{z}) - \mathbb{P}^b(\|\tilde{\xi}^b(t)\| \leq \mathfrak{z}) \right| \leq 2\Delta_{\xi(t), \text{GAR}}^b(h) + \Delta_{\xi(t), \text{AC}}(h) + \Delta_{\xi(t), \mathcal{E}}^b(h).$$

Together with Lemma 5 it yields the final bound

$$\begin{aligned} \left| \mathbb{P}(\|\xi(t)\| \leq \mathfrak{z}) - \mathbb{P}^b(\|\xi^b(t)\| \leq \mathfrak{z}) \right| &\leq 2\Delta_{\xi(t), \text{GAR}}^b(h) \\ &+ \Delta_{\xi(t), \text{AC}}(h) + \Delta_{\xi(t), \mathcal{E}}^b(h) + \Delta_{\xi(t), \mathbf{v}^2}(h). \end{aligned} \quad (\text{B.13})$$

□

B.2. Proof of Theorem 4.1

Proposition 4 together with Lemma 1 allow to obtain the bootstrap validity result for change point detection.

Proof of Theorem 4.1. First note, that training on non-intersected running windows yields the following distribution of $\max_t T(t)$

$$\mathbb{P}\left(\max_{1 \leq t \leq M} T_h(t) \leq \mathfrak{z}\right) = \sum_{t \in \mathcal{I}} \mathbb{P}(T_h(t) \leq \mathfrak{z}).$$

For simplicity we assume, that the size of training sample is divisible by the window length $2h$. Denote as $M_h \stackrel{\text{def}}{=} M/2h$. Then the above equality can be continued as

$$\sum_{t \in \mathcal{I}} \mathbb{P}(T_h(t) \leq \mathfrak{z}) = M_h \mathbb{P}(T_h \leq \mathfrak{z}).$$

The same relation holds for the bootstrap world

$$\mathbb{P}^b\left(\max_{1 \leq t \leq M} T_h^b(t) \leq \mathfrak{z}\right) = M_h \mathbb{P}^b(T_h^b \leq \mathfrak{z}).$$

Applying Lemma (1), one obtains that

$$\begin{aligned} \sup_{\mathfrak{z} > 0} \left| \mathbb{P}(\max_t T_h(t) \leq \mathfrak{z}) - \mathbb{P}^b(\max_t T_h^b(t) \leq \mathfrak{z}) \right| \\ \leq M_h \left| \mathbb{P}(T_h \geq \mathfrak{z}) - \mathbb{P}^b(T_h^b \geq \mathfrak{z}) \right| \leq M_h \Delta_{\text{total, cp}}(h), \end{aligned}$$

where

$$\Delta_{\text{total, cp}}(h) \stackrel{\text{def}}{=} \Delta_{\xi(t), \text{total}}(h) + \Delta_{\eta(t), \text{total}}(h) \quad (\text{B.14})$$

and $\Delta_{\xi(t), \text{total}}(h)$, $\Delta_{\eta(t), \text{total}}(h)$ come from (B.5).

Now applying the same line of reasoning as in the proof of Theorem 4.1, we obtain the result. \square

Appendix C: Auxiliary results for the proof of the bootstrap validity

Statement 1. Consider zero-mean measures $\mu, \nu \in \mathcal{P}_2^{ac}(\mathbb{R}^d)$ with covariances U and V respectively. We assume that there exists the optimal transportation plan from μ to ν is $OT(x) = Ax$ with

$$A(U, V) = U^{-1/2}(U^{1/2}VU^{1/2})^{1/2}U^{-1/2}.$$

Then

$$W^2(\mu, \nu) = \|(A(U, V) - I)U^{1/2}\|_F^2.$$

Proof. By definition of Frobenious norm

$$\begin{aligned} \|(A(U, V) - I)U^{1/2}\|_F^2 &= \text{tr}\left(U^{1/2}(A(U, V) - I)^\top (A(U, V) - I)U^{1/2}\right) \\ &= \text{tr}(U + V - 2(U^{1/2}VU^{1/2})^{1/2}). \end{aligned}$$

\square

Statement 2. Let $\nu_\omega \sim \mathbb{P}$ be a random measure with mean m_ω and covariance S_ω . We assume that it comes from a class of affine admissible deformations (2.6) of μ_0 . Let A_ω be s.t.

$$A_\omega = \mathbb{Q}_0^{-1/2}(\mathbb{Q}_0^{1/2}S_\omega\mathbb{Q}_0^{1/2})^{1/2}\mathbb{Q}_0^{-1/2}, \quad \mathbb{E}_\omega A_\omega = I_d,$$

and a_ω s.t. $\mathbb{E}_\omega a_\omega = 0$. Then the population barycenter μ^* of \mathbb{P} coincides with the template object μ_0 .

Proof. Note, that condition on A_ω implies

$$\mathbb{Q}_0 = \int_\omega (\mathbb{Q}_0^{1/2}S_\omega\mathbb{Q}_0^{1/2})^{1/2} d\mathbb{P}(\omega).$$

Next, according to the model observed mean m_ω follows

$$\mathbb{E}_\omega m_\omega = \mathbb{E}_\omega A_\omega m_0 + \mathbb{E}_\omega a_\omega = m_0.$$

Thus, parameters m_0 and \mathbb{Q}_0 coincide with m^* and \mathbb{Q}^* , that come from Proposition 3. Thus the measures are similar from at least) 2-Wasserstein distance-point-of-view. \square

The following results are used in the proof of Theorem 2.

C.1. Gaussian approximation

Consider a sample $(X_i)_{1 \leq i \leq n}$ of independent random vectors in \mathbb{R}^d , with common mean $\mathbb{E}(X_i) = 0$ and $\text{Var}(X_i) = I$. Write $\beta = \mathbb{E}(\|X_i\|^3)$. Also, let $Y \sim \mathcal{N}(0, I)$ be a standard normal random vector. Define,

$$S_n \stackrel{\text{def}}{=} \frac{1}{\sqrt{n}} \sum_{i=1}^n X_i$$

The following theorem provides an upper bound for the difference in distribution between S_n and Y on the class of convex sets.

Theorem C.1 (Gaussian approximation, Theorem 1.1. in Bentkus [6]). *Let \mathcal{C} be the class of convex subsets of \mathbb{R}^d . Then*

$$\sup_{C \in \mathcal{C}} |\mathbb{P}(S_n \in C) - \mathbb{P}(Y \in C)| \leq 400d^{1/4}\beta/\sqrt{n}$$

Now, consider the iid random vectors $(X'_i)_{1 \leq i \leq n}$ with $\mathbb{E}(X'_i) = m$ and $\text{Var}(X'_i) = \Sigma$ and write $\beta' = \mathbb{E}(\|X'_i\|^3)$. Also let $Y' \sim \mathcal{N}(m, \Sigma)$ and

$$S'_n \stackrel{\text{def}}{=} \frac{1}{\sqrt{n}} \sum_{i=1}^n X'_i$$

The results from Theorem C.1 can be extended to this setting. This is done in the following Corollary.

Corollary 2. *Let \mathcal{C} be the class of convex subsets of \mathbb{R}^d . Then*

$$\sup_{C \in \mathcal{C}} |\mathbb{P}(S'_n \in C) - \mathbb{P}(Y' \in C)| \leq 400d^{1/4}\beta'/(\lambda_d^3\sqrt{n}),$$

where λ_d denotes the square root of the smallest Eigenvalue of Σ .

Proof. Define the symmetric positive matrix $T^2 = \Sigma^{-1}$. Note, that $S'_n = T^{-1}S_n$ and $Y' = T^{-1}Y$. By changing variables $x \mapsto Tx$ we have.

$$\mathbb{P}(S'_n \in A) - \mathbb{P}(Y' \in A) = \mathbb{P}(S_n \in TA) - \mathbb{P}(Y \in TA)$$

Note, that random vectors $(TX_i)_{1 \leq i \leq n}$ satisfy standard normalization, that is,

$$\mathbb{E}(TX_i) = Tm \quad \text{Var}(TX_i) = I \quad i = 1, \dots, n$$

Hence, we can use Theorem C.1 and the fact the set of convex sets in \mathbb{R}^d is invariant under affine symmetric transformations $TC + t \in \mathcal{C}$, if $t \in \mathbb{R}^d$, $T : \mathbb{R}^d \rightarrow \mathbb{R}^d$ is a linear symmetric invertible operator, to obtain

$$\sup_{C \in \mathcal{C}} |\mathbb{P}(S'_n \in C) - \mathbb{P}(Y' \in C)| = \sup_{C \in \mathcal{C}} |\mathbb{P}(S_n \in C) - \mathbb{P}(Y \in C)| \leq 400d^{1/4}\beta/\sqrt{n}.$$

In addition, note that $\beta = \mathbb{E}(\|TX'\|^3)$. By definition of the operator norm,

$$\|TX'\| \leq \|T\|\|X'\|.$$

Also, $\|T\| = \lambda_d$ where λ_d^2 is the smallest Eigenvalue of Σ . Therefore,

$$\beta \leq \lambda_d^{-3} \beta',$$

and finally

$$\sup_{C \in \mathcal{C}} |\mathbb{P}(S_n \in C) - \mathbb{P}(Y \in C)| \leq 400d^{1/4} \beta' / (\lambda_d^3 \sqrt{n})$$

□

C.2. Anti-concentration inequality for a Gaussian vector

Next, we will state an anti-concentration result for a Gaussian random vector on a convex set in \mathbb{R}^d . The following result is used in Step 2 of the bootstrap proof (Proposition 3).

Lemma 6 (Lemma A.2 in Chernozhukov, Chetverikov and Kato [13]). *Let Y be the Gaussian random vector $Y \sim \mathbb{P} \stackrel{\text{def}}{=} \mathcal{N}(0, \Sigma)$. Then there exists an absolute constant $C > 0$ such that for every convex set $C \subset \mathbb{R}^d$, and every $h_1, h_2 > 0$,*

$$\mathbb{P}(C^{h_1} \setminus C^{-h_2}) = \mathbb{P}(Y \in C^{h_1}) - \mathbb{P}(Y \in C^{-h_2}) \leq C \sqrt{\|\Sigma^{-1}\|_F} (h_1 + h_2),$$

where

$$\begin{aligned} Q^h &\stackrel{\text{def}}{=} \{x \in \mathbb{R}^d \mid d(x, C) \leq h\} \\ Q^{-h} &\stackrel{\text{def}}{=} \{x \in \mathbb{R}^d \mid B(x, h) \subset C\} \end{aligned}$$

and $B(x, h) \stackrel{\text{def}}{=} \{y \in \mathbb{R}^d \mid \|y - x\| \leq h\}$ and $d(x, C) \stackrel{\text{def}}{=} \inf_{y \in C} \|y - x\|$.

C.3. Deviation bound for a random quadratic form

Consider a Gaussian random vector $\phi \sim \mathcal{N}(0, \Sigma)$ in \mathbb{R}^d . Define the following characteristic of Σ ,

$$\mathbf{p} = \text{tr}(\Sigma), \quad \mathbf{v}^2 = 2 \text{tr}(\Sigma^2), \quad \lambda^{2*} = \|\Sigma\|_{op} = \lambda_{\max}^2(\Sigma)$$

The following theorem provides a Deviation bound for the quadratic form $\|\phi\|^2$. We use the notation $a \vee b = \max\{a, b\}$.

Theorem C.2 (Theorem 2.1 in Spokoiny and Zhilova [28]). *Let $\phi \sim \mathcal{N}(0, \Sigma)$ be a Gaussian random vector in \mathbb{R}^d . Then, for every $\mathbf{x} > 0$, it holds*

$$\mathbb{P}(\|\phi\|^2 > \mathbf{p} + (2\mathbf{v}\mathbf{x}^{1/2}) \vee (6\lambda^{2*}\mathbf{x})) \leq e^{-\mathbf{x}},$$

C.4. Comparison of the Euclidean norms of Gaussian vectors

Proposition 6 (Pinsker's inequality, Tsybakov [33] p.88). *Let (Ω, \mathcal{F}) denote a measure space and two probability measures \mathbb{P}_1 and \mathbb{P}_2 on that measure space. Then, it holds*

$$\sup_{A \in \mathcal{F}} |\mathbb{P}_1(A) - \mathbb{P}_2(A)| \leq \sqrt{\mathcal{KL}(\mathbb{P}_1, \mathbb{P}_2)/2}$$

Lemma 7 (Gaussian comparison). *Let $\tilde{\phi}_1 \sim \mathbb{P}_1 \stackrel{\text{def}}{=} \mathcal{N}(0, \Sigma_1)$ and $\tilde{\phi}_2 \sim \mathbb{P}_2 \stackrel{\text{def}}{=} \mathcal{N}(0, \Sigma_2)$, belong to \mathbb{R}^d , and*

$$\|\Sigma_2^{-1/2} \Sigma_1 \Sigma_2^{-1/2} - I_d\| \leq 1/2, \quad \text{tr}((\Sigma_2^{-1/2} \Sigma_1 \Sigma_2^{-1/2} - I_d)^2) \leq \rho_\Sigma^2/2, \quad (\text{C.1})$$

for some $\rho_\Sigma^2 \geq 0$. Then it holds

$$\mathcal{KL}(\mathbb{P}_1, \mathbb{P}_2) \leq \rho_\Sigma^2/2$$

Proof. Denote $A \stackrel{\text{def}}{=} \Sigma_2^{-1/2} \Sigma_1 \Sigma_2^{-1/2}$, then the Kullback-Leibler divergence between \mathbb{P}_1 and \mathbb{P}_2 is equal to

$$\begin{aligned} \mathcal{KL}(\mathbb{P}_1, \mathbb{P}_2) &= -0.5 \log(\det(A)) + 0.5 \text{tr}(A - I_d) \\ &= 0.5 \sum_{k=1}^d (\lambda_k^2 - \log(\lambda_k^2 + 1)), \end{aligned}$$

where $\lambda_1^2 \geq \dots \lambda_d^2$ are the eigenvalues of the matrix $A - I_d$. By conditions of the lemma, $|\lambda_1^2| \leq 1/2$, and it holds:

$$\mathcal{KL}(\mathbb{P}_1, \mathbb{P}_2) \leq 0.5 \sum_{k=1}^d \lambda_k^2 = 0.5 \text{tr}((A - I_d)^2) \leq \rho_\Sigma^2/2$$

□

For simplicity we provide the next statement for square matrices of size $d \times d$

Theorem C.3 (Matrix Bernstein inequality, Tropp [31], Theorem 6.1.1). *Consider a finite sequence $\{S_k\}$ of independent square random matrices of size $d \times d$. We assume that*

$$\mathbb{E}S_k = 0, \quad \|S_k\|_{op} \leq L \text{ for all } k.$$

Define the random matrix

$$Z = \sum_k S_k$$

and let $v(Z) = \|Z^2\|_{op}$. Then for all $x \geq 0$,

$$\mathbb{P}(\|Z\|_{op} \geq x) \leq 2d \exp\left(\frac{-x^2/2}{v(Z) + Lx/3}\right).$$

The next corollary explains how Theorem C.3 is applied in case of empirical covariance matrices.

Corollary 3. *Let $\varepsilon_i \in \mathbb{R}^d$, $1 \leq i \leq n$ be independent centred random vectors on compact support. Furthermore, we assume that Condition (Sm_b^W) holds. Define*

$$\widehat{V} \stackrel{\text{def}}{=} \sum_i \varepsilon_i \varepsilon_i^\top, \quad V \stackrel{\text{def}}{=} \mathbb{E} \widehat{V} = \text{Var}\left(\sum_i \varepsilon_i \varepsilon_i^\top\right),$$

$$Z \stackrel{\text{def}}{=} V^{-1/2}(\widehat{V} - V)V^{-1/2} = V^{-1/2}\widehat{V}V^{-1/2} - I_d.$$

Then for all $\mathbf{x} \geq 0$

$$\mathbb{P}(\|Z\|_{\text{op}} \geq \mathbf{C}\mathbf{x}/\sqrt{n}) \leq 2 \exp\left(-(\mathbf{x} - 6L \log(d))/6L\right). \quad (\text{C.2})$$

Proof. Consider a set of vectors ζ_i , $i = 1, \dots, n$, where $\zeta_i \stackrel{\text{def}}{=} V^{-1/2}\varepsilon_i$. Let $S_i \stackrel{\text{def}}{=} \zeta_i \zeta_i^\top - \mathbb{E} \zeta_i \zeta_i^\top$ and taking into account Condition (Sm_b^W) we obtain

$$\|S_i\|_{\text{op}} = \|\zeta_i \zeta_i^\top - \mathbb{E} \zeta_i \zeta_i^\top\|_{\text{op}} \leq \|\zeta_i\|^2 \leq \mathbf{C}/n.$$

Let

$$\mathbf{v} \stackrel{\text{def}}{=} \left\| \sum_i \mathbb{E} S_i^2 \right\|_{\text{op}} = \left\| \sum_i \mathbb{E} (\zeta_i \zeta_i^\top)^2 - (\mathbb{E} \zeta_i \zeta_i^\top)^2 \right\|_{\text{op}}.$$

A rough bound on \mathbf{v} can be obtained using assumption, that $S \stackrel{\text{def}}{=} \mathbb{E} \sum_i S_i = I_d$:

$$\mathbf{v} \leq \mathbf{C}/n \left\| \sum_i \mathbb{E} \zeta_i \zeta_i^\top \right\|_{\text{op}} = \mathbf{C}/n.$$

Now the result of Theorem C.3 implies for Z

$$\mathbb{P}(\|Z\|_{\text{op}} \geq \mathbf{C}\mathbf{x}/\sqrt{n}) \leq 2d \exp\left(\frac{-\mathbf{x}^2/2}{\mathbf{C}/n + L\mathbf{x}/3}\right).$$

Assuming that n is quite large, we can estimate

$$\mathbb{P}(\|Z\|_{\text{op}} \geq \mathbf{C}\mathbf{x}/\sqrt{n}) \leq 2 \exp\left(-(\mathbf{x} - 6L \log(d))/6L\right).$$

□

Lemma 8 (Sub-exponential tail bound). *Suppose that X is subexponential, i.d. (ED_b^W) -like condition is fulfilled. Then*

$$\mathbb{P}(X - \mathbb{E}X \geq \mathbf{x}) \leq \begin{cases} e^{-\mathbf{x}^2/2\nu^2}, & \text{if } 0 \leq \mathbf{x} \leq \nu^2/b, \\ e^{-\mathbf{x}^2/2b}, & \text{if } \mathbf{x} > \nu^2/b. \end{cases}$$

References

- [1] AGUEH, M. and CARLIER, G. (2011). Barycenters in the Wasserstein space. *SIAM Journal on Mathematical Analysis* **43** 904–924.
- [2] ÁLVAREZ-ESTEBAN, P. C., DEL BARRIO, E., CUESTA-ALBERTOS, J. A. and MATRÁN, C. (2015). Wide Consensus for Parallelized Inference. *ArXiv e-prints*.
- [3] AMBROSIO, L. and GIGLI, N. (2013). A user’s guide to optimal transport. In *Modelling and optimisation of flows on networks* 1–155. Springer.
- [4] AMIT, Y., GRENANDER, U. and PICCIONI, M. (1991). Structural Image Restoration Through Deformable Templates. **86** 376–387.
- [5] BENAMOU, J. D., CARLIER, G., CUTURI, M., NENNA, L. and PEYRÉ, G. (2014). Iterative Bregman Projections for Regularized Transportation Problems. *ArXiv e-prints*.
- [6] BENTKUS, V. (2003). On the dependence of the Berry–Esseen bound on dimension. **113** 385–402.
- [7] BHATTACHARYA, A. (2008). *Nonparametric statistics on manifolds with applications to shape spaces*. ProQuest.
- [8] BHATTACHARYA, R. and PATRANGENARU, V. (2003). Large sample theory of intrinsic and extrinsic sample means on manifolds. I. *Annals of statistics* 1–29.
- [9] BHATTACHARYA, R. and PATRANGENARU, V. (2005). Large sample theory of intrinsic and extrinsic sample means on manifolds: II. *Annals of statistics* 1225–1259.
- [10] BIGOT, J. and KLEIN, T. (2012). Characterization of barycenters in the Wasserstein space by averaging optimal transport maps.
- [11] BOCK, C. and LENGAUER, T. (2008). Computational epigenetics. *Bioinformatics* **24** 1–10.
- [12] CARLIER, G. and EKELAND, I. (2008). Matching for teams. **42** 397–418.
- [13] CHERNOZHUKOV, V., CHETVERIKOV, D. and KATO, K. (2014). Central Limit Theorems and Bootstrap in High Dimensions.
- [14] CUTURI, M. and DOUCET, A. (2013). Fast Computation of Wasserstein Barycenters.
- [15] DEL BARRIO, E., LESCORNEL, H. and LOUBES, J.-M. (2015). A statistical analysis of a deformation model with Wasserstein barycenters : estimation procedure and goodness of fit test.
- [16] FRÉCHET, M. (1948). Les éléments aléatoires de nature quelconque dans un espace distancié. In *Annales de l’institut Henri Poincaré* **10** 215–310.
- [17] GELBRICH, M. (1990). On a Formula for the L_2 Wasserstein Metric between Measures on Euclidean and Hilbert Spaces. **147** 185–203.
- [18] HUCKEMANN, S., HOTZ, T. and MUNK, A. (2010). Intrinsic shape analysis: Geodesic principal component analysis for Riemannian manifolds modulo Lie group actions. Discussion paper with rejoinder. **20**.
- [19] JAENISCH, R. and BIRD, A. (2003). Epigenetic regulation of gene expression: how the genome integrates intrinsic and environmental signals. *Nature genetics* **33** 245–254.
- [20] KENDALL, D. G. (1977). The diffusion of shape. *Advances in applied probability* **9** 428–430.

- [21] LE GOUIC, T. and LOUBES, J.-M. (2015). Existence and Consistency of Wasserstein Barycenters.
- [22] LIU, W., SRIVASTAVA, A. and ZHANG, J. (2010). Protein structure alignment using elastic shape analysis. In *Proceedings of the First ACM International Conference on Bioinformatics and Computational Biology* 62–70. ACM.
- [23] NORMAN, K. A., POLYN, S. M., DETRE, G. J. and HAXBY, J. V. (2006). Beyond mind-reading: multi-voxel pattern analysis of fMRI data. *Trends in cognitive sciences* **10** 424–430.
- [24] OLKIN, I. and PUKELSHEIM, F. (1982). The distance between two random vectors with given dispersion matrices. **48** 257–263.
- [25] RABIN, J., PEYRÉ, G., DELON, J. and BERNOT, M. (2011). Wasserstein barycenter and its application to texture mixing. In *Scale Space and Variational Methods in Computer Vision* 435–446. Springer.
- [26] RIPPL, T., MUNK, A. and STURM, A. (2015). Limit laws of the empirical Wasserstein distance: Gaussian distributions. *ArXiv e-prints*.
- [27] SOLOMON, J., DE GOES, F., PEYRÉ, G., CUTURI, M., BUTSCHER, A., NGUYEN, A., DU, T. and GUIBAS, L. (2015). Convolutional Wasserstein Distances: Efficient Optimal Transportation on Geometric Domains. **34** 66:1–66:11.
- [28] SPOKOINY, V. and ZHILOVA, M. (2013). Sharp deviation bounds for quadratic forms. **22** 100–113.
- [29] SPOKOINY, V. and ZHILOVA, M. (2015). Bootstrap confidence sets under model misspecification. **43** 2653–2675. [MR3405607](#)
- [30] TAO, T. (2012). *Topics in random matrix theory* **132**. American Mathematical Society Providence, RI.
- [31] TROPP, J. A. (2012). User-Friendly Tail Bounds for Sums of Random Matrices. *Foundations of Computational Mathematics* **12** 389–434.
- [32] TROUVÉ, A. and YOUNES, L. (2005). Metamorphoses through lie group action. **5** 173–198.
- [33] TSYBAKOV, A. B. (2009). Asymptotic efficiency and adaptation. In *Introduction to Nonparametric Estimation. Springer Series in Statistics* 137–190. Springer New York DOI: 10.1007/978-0-387-79052-7_3.
- [34] VILLANI, C. (2009). *Optimal Transport. Grundlehren der mathematischen Wissenschaften* **338**. Springer Berlin Heidelberg.