
Modeling Relational Data with Graph Convolutional Networks

Michael Schlichtkrull*
University of Amsterdam
m.s.schlichtkrull@uva.nl

Thomas N. Kipf*
University of Amsterdam
t.n.kipf@uva.nl

Peter Bloem
VU Amsterdam
p.bloem@vu.nl

Rianne van den Berg
University of Amsterdam
r.vandenberg@uva.nl

Ivan Titov
University of Amsterdam
titov@uva.nl

Max Welling
University of Amsterdam, CIFAR[†]
m.welling@uva.nl

*These authors contributed equally to this work.

Abstract

Knowledge bases play a crucial role in many applications, for example question answering and information retrieval. Despite the great effort invested in creating and maintaining them, even the largest representatives (e.g., Yago, DBPedia or Wikidata) are highly incomplete. We introduce relational graph convolutional networks (R-GCNs) and apply them to two standard knowledge base completion tasks: link prediction (recovery of missing facts, i.e. subject-predicate-object triples) and entity classification (recovery of missing attributes of entities). R-GCNs are a generalization of graph convolutional networks, a recent class of neural networks operating on graphs, and are developed specifically to deal with highly multi-relational data, characteristic of realistic knowledge bases. Our methods achieve competitive performance on standard benchmarks for both tasks, demonstrating especially promising results on the challenging FB15k-237 subset of Freebase.

1 Introduction

Knowledge bases organize and store factual knowledge, enabling a wide variety of applications including question answering [48, 1, 37, 17, 2, 10] and information retrieval [22, 7, 46, 45]. Even the largest of knowledge bases (e.g., DBPedia, Wikidata or Yago), despite enormous effort invested in their maintenance, are incomplete, and the lack of coverage harms downstream applications. Predicting missing information in knowledge bases is the main focus of statistical relational learning (SRL).

In this work, as in much previous work on SRL, we assume that knowledge bases store collections of triples of the form (subject, predicate, object). Consider, for example, the triple (*Mikhail Baryshnikov*, *educated_at*, *Vaganova Academy*), where we will refer to *Baryshnikov* and *Vaganova Academy* as entities and to *educated_at* as a relation. Additionally, we assume that entities are labeled with types (e.g., *Vaganova Academy* is marked as a *university*). It is convenient to represent knowledge bases as directed labeled multigraphs with entities corresponding to nodes and triples encoded by labeled edges (see Figure 1).

We consider two fundamental SRL tasks: link prediction (recovery of missing triples) and entity classification (assigning types or categorical properties to entities). In order to recover missing information, a statistical model needs to exploit regularities in the graphs. In our example, it should capture that having received the Vilcek prize (an award honoring contributions of immigrants to the

[†]Canadian Institute for Advanced Research

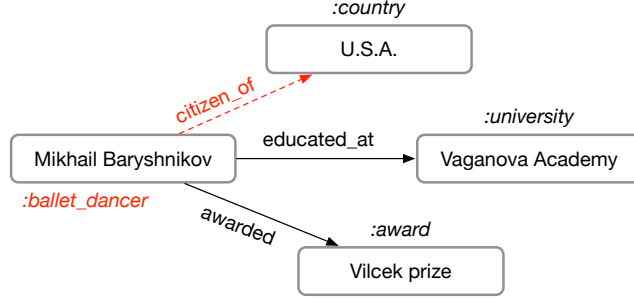


Figure 1: A knowledge base fragment: The nodes are entities, the edges are relations labeled with their types, the nodes are labeled with entity types (e.g., *university*). The edge and the node shown in red are the missing information to be inferred.

US society) implies having the US citizenship, or graduating from the Vaganova Academy probably means that the entity is a ballet dancer. In other words, the model either decides on the label of a node or predicts a link between two nodes, relying on the neighborhood of these nodes in the graph. In order to induce informative latent feature representations of the nodes encoding relevant properties of their neighborhoods, we use graph convolutional networks (GCNs), a recent class of neural networks operating on graphs [4, 11, 29, 9, 20]. GCNs have been shown very effective for semi-supervised node classification in undirected unlabeled graphs and consistently show competitive performance even for very large graphs, unlike, for example, walk-based models [20]. In this work, we introduce relational GCNs (R-GCNs). R-GCNs are specifically designed to deal with highly multi-relational data, characteristic of realistic knowledge bases.

Our entity classification model, similarly to Kipf and Welling [20], uses softmax classifiers at each node in the graph. The classifiers take node representations supplied by an R-GCN and predict the labels. The model, including R-GCN parameters, is learned by optimizing the cross-entropy loss.

Our link prediction model can be regarded as an autoencoder consisting of (1) an encoder: an R-GCN producing latent feature representations of entities, and (2) a decoder: a tensor factorization model exploiting these representations to predict labeled edges. Though in principle the decoder can rely on any type of factorization (or generally any scoring function), we use one of the simplest and most effective factorization methods: DistMult [47]. We observe that our method achieves competitive results on standard benchmarks, outperforming, among other baselines, direct optimization of the factorization (i.e. vanilla DistMult). This improvement is especially large when we consider the more challenging FB15k-237 dataset [41]. This result demonstrates that explicit modeling of neighborhoods in R-GCNs is beneficial for recovering missing facts in knowledge bases.

The main contributions are as follows. To the best of our knowledge, we are the first to show that the GCN framework can be applied to modeling relational data, specifically to link prediction and entity classification tasks. Secondly, we introduce techniques for parameter sharing and to enforce sparsity constraints, and use them to apply R-GCNs to multigraphs with large numbers of relations.

2 Relational Graph Convolutional Networks

In this work, we consider a non-linear, multi-layer convolutional model that operates directly on directed and labeled multi-graphs $G = (\mathcal{V}, \mathcal{E}, \mathcal{R})$ with nodes (entities) $v_i \in \mathcal{V}$ and labeled edges (relations) $(v_i, r, v_j) \in \mathcal{E}$, where $r \in \mathcal{R}$ is a relation type.²

We refer to our model as a relational GCN (R-GCN), as it can be seen as a practical generalization of (first-order) GCNs [11, 20] to directed relational graphs.

In each R-GCN layer, hidden state information is propagated across edges of the graph, while taking into account the type (relation) and direction of an edge. A single layer of this neural network model

²We consider a directed relation such as *born_in* and its counterpart of inverse direction as separate elements in the set of relations \mathcal{R} , i.e. \mathcal{R} includes a relation both in canonical and in inverse direction.

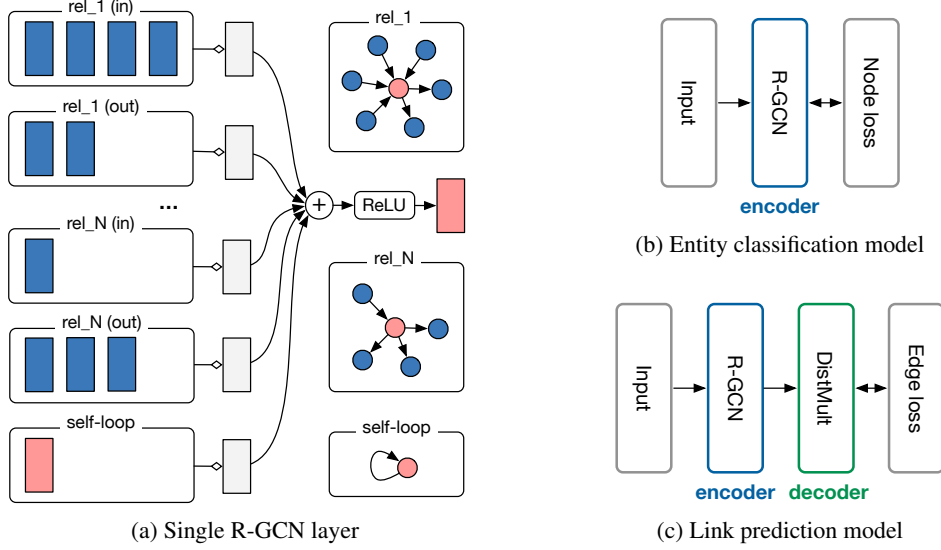


Figure 2: (a) R-GCN per-layer update for a single graph node (in light red). Activations from neighboring nodes (dark blue) are gathered and then transformed for each relation type individually (for both in- and outgoing edges). The resulting representation is accumulated in a (normalized) sum and passed through an activation function (such as the ReLU). This per-node update can be computed in parallel with shared parameters across the whole graph. (b) Depiction of an R-GCN model for entity classification with a per-node loss function. (c) Link prediction model with an R-GCN encoder (interspersed with fully-connected/dense layers) and a DistMult decoder that takes pairs of hidden node representations and produces a score for every (potential) edge in the graph. The loss is evaluated per edge.

takes the following form:

$$h_i^{(l+1)} = \sigma \left(\sum_{r \in \mathcal{R}} \sum_{j \in \mathcal{N}_i^r} \frac{1}{c_{i,r}} W_r^{(l)} h_j^{(l)} + W_0^{(l)} h_i^{(l)} \right), \quad (1)$$

where $h_i^{(l)} \in \mathbb{R}^{d^{(l)}}$ is the hidden state of node v_i in the l -th layer of the neural network, with $d^{(l)}$ being the dimensionality of this layer's representations. $\sigma(\cdot)$ denotes a non-linear activation function such as the linear rectifier $\text{ReLU}(\cdot) = \max(0, \cdot)$ and $c_{i,r}$ is a problem-specific normalization constant that can either be learned or chosen in advance. \mathcal{N}_i^r denotes the set of neighbor indices of node i under relation $r \in \mathcal{R}$.

We define two separate methods of regularizing the weights of R-GCN-layers: *basis*- and *block-diagonal*-representation. In the basis representation, each $W_r^{(l)}$ is defined as follows:

$$W_r^{(l)} = \sum_{b=1}^B a_{rb}^{(l)} V_b^{(l)}, \quad (2)$$

i.e. as a linear combination of basis transformations $V_b^{(l)} \in \mathbb{R}^{d^{(l+1)} \times d^{(l)}}$ with coefficients $a_{rb}^{(l)}$ such that only the coefficients depend on r . In the block-diagonal representation, we let each $W_r^{(l)}$ be defined through the direct sum over a set of low-dimensional matrices:

$$W_r^{(l)} = \bigoplus_{b=1}^B Q_{br}^{(l)}. \quad (3)$$

Thereby, $W_r^{(l)}$ are block-diagonal matrices: $\text{diag}(Q_{1r}^{(l)}, \dots, Q_{Br}^{(l)})$ with $Q_{br}^{(l)} \in \mathbb{R}^{(d^{(l+1)}/B) \times (d^{(l)}/B)}$.

The basis function decomposition (2) can be seen as a form of effective weight sharing between different relation types, while the block decomposition (3) can be seen as a sparsity constraint on the

weight matrices for each relation type. The block decomposition structure encodes an intuition that latent features can be grouped into sets of variables which are more tightly coupled within groups than across groups. Both decompositions reduce the number of parameters needed to learn for highly multi-relational data (such as realistic knowledge bases). At the same time, we expect that the basis parameterization can alleviate overfitting on rare relations, as parameter updates are shared between both rare and more frequent relations.

By introducing a suitable normalization constant $c_{i,r}$ (such as $c_{i,r} = |\mathcal{N}_i^r|$), node activations can be kept on a similar scale across the graph, which can be crucial for modeling scale-free networks or graphs with very wide node degree distributions. The R-GCN model is depicted in Figure 2a.

The overall R-GCN model then takes the following form: We stack L layers as defined in (1) – the output of the previous layer being the input to the next layer. The input to the first layer can be chosen as a unique one-hot vector for each node in the graph if no other features are present. For the block representation, we map this one-hot vector to a dense representation through a single linear transformation. While we only consider such a featureless approach in this work, we note that it was shown in [20] that it is possible for this class of models to make use of pre-defined feature vectors (e.g. a bag-of-words description of a document associated with a specific node).

3 Link prediction

Link prediction deals with prediction of new facts (i.e. triples $(subject, relation, object)$). Formally, the knowledge base is represented by a directed, labeled graph $G = (\mathcal{V}, \mathcal{E}, \mathcal{R})$. Rather than the full set of edges \mathcal{E} , we are given only an incomplete subset $\hat{\mathcal{E}}$. The task is to assign scores $f(s, r, o)$ to possible edges (s, r, o) in order to determine how likely those edges are to belong to \mathcal{E} .

In order to tackle this problem, we introduce a graph auto-encoder model, comprised of an entity encoder and a scoring function (decoder). The encoder maps each entity $v_i \in \mathcal{V}$ to a real-valued vector $e_i \in \mathbb{R}^d$. The decoder reconstructs edges of the graph relying on the vertex representations; in other words, it scores $(subject, relation, object)$ -triples through a function $s : \mathbb{R}^d \times \mathcal{R} \times \mathbb{R}^d \rightarrow \mathbb{R}$. Most existing approaches to link prediction (for example, tensor and neural factorization methods [39, 24, 42, 47, 43]) can be interpreted under this framework. The crucial distinguishing characteristic of our work is the reliance on an encoder. Whereas most previous approaches use a single, real-valued vector e_i for every $v_i \in \mathcal{V}$ optimized directly in training, we compute representations through an R-GCN encoder with $e_i = h_i^{(L)}$, similar to the graph auto-encoder model introduced in [19] for unlabeled undirected graphs. Our full link prediction model is schematically depicted in Figure 2c.

In our experiments, we use the DistMult factorization [47] as the scoring function, which is known to perform well on standard link prediction benchmarks when used on its own. In DistMult, every relation r is associated with a diagonal matrix $R_r \in \mathbb{R}^{d \times d}$ and a triple (s, r, o) is scored as

$$f(s, r, o) = e_s^T R_r e_o. \quad (4)$$

As in previous work on factorization [47, 43], we estimate the model through negative sampling. For each observed example we sample ω negative ones. We sample by randomly corrupting either the subject or the object of each positive example. We optimize for cross-entropy loss to push the model to score observable triples higher than the negative ones:

$$\mathcal{L} = -\frac{1}{(1 + \omega)|\hat{\mathcal{E}}|} \sum_{(s,r,o,y) \in \mathcal{T}} y \log \sigma(f(s, r, o)) + (1 - y) \log(1 - \sigma(f(s, r, o))), \quad (5)$$

where \mathcal{T} is the total set of real and corrupted triples, σ is the logistic sigmoid function, and y is an indicator set to $y = 1$ for positive triples and $y = 0$ for negative ones.

4 Entity classification

For (semi-)supervised classification of nodes (entities), we simply stack R-GCN layers of the form (1), with a softmax(\cdot) activation (per node) on the output of the last layer. As proposed in [20], we minimize the following cross-entropy loss on all labeled nodes (while ignoring unlabeled nodes):

$$\mathcal{L} = -\sum_{i \in \mathcal{Y}} \sum_{k=1}^K t_{ik} \ln h_{ik}^{(L)}, \quad (6)$$

where \mathcal{Y} is the set of node indices that have labels and $h_{ik}^{(L)}$ is the k -th entry of the network output for the i -th labeled node. t_{ik} denotes its respective ground truth label. In practice, we train the model using (full-batch) gradient descent techniques. A schematic depiction of our entity classification model is given in Figure 2b.

5 Empirical evaluation

5.1 Link prediction experiments

We begin by evaluating our model on two standard datasets: FB15k and WN18. WN18 is a subset of WordNet, containing lexical relations between words. FB15k is a subset of Freebase, a curated database of relations between entities. In both cases, we use the train, test, and validation splits first introduced by Bordes et al. [3]. As demonstrated by Toutanova and Chen [41], the FB15k dataset is not a realistic representation of real-world inference tasks as many test triplets (s, r, o) have an inverse triplet (o, r^{-1}, s) appearing in the training data. To construct a more challenging setup, Toutanova and Chen proposed a reduced dataset FB15k-237 with infrequent and near-duplicate relations removed. We investigate whether our model yields improvements for more complex inferences by evaluating R-GCN on this dataset. Characteristics of the three datasets are summarized in Table 1.

As standard in the literature, we provide results using two evaluation metrics: *mean reciprocal rank* (MRR) and *Hits at n* (H@ n). Following Bordes et al. [3], both metrics can be computed in a raw and a filtered setting. We report both filtered and raw MRR (with filtered MRR typically considered more reliable), and filtered Hits at 1, 3, and 10.

We achieved the best results with a normalization constant defined as $c_{i,r} = c_i = \sum_r |\mathcal{N}_i^r|$ — in other words, applied across relation types. For FB15k and WN18, we found the basis decomposition to perform better than the block decomposition, using two basis functions and one layer. For FB15k-237 where complex reasoning about relation types is more beneficial, we found the block decomposition to perform best, using two layers with blocks of dimension 5×5 . The best performance on FB15k and WN18 was achieved with 200-dimensional hidden states, whereas we achieved the best results on FB15k-237 with 500-dimensional embeddings. We regularize the encoder through edge dropout applied before normalization, with dropout rate 0.2 for self-loops and 0.4 for other edges. Using edge dropout makes our training objective similar to that of denoising autoencoders [44]. We apply l_2 regularization to the decoder with a penalty of 0.01. We use the Adam optimizer [18] with a learning rate of 0.01. For the baseline and the other factorizations, we found the parameters from Trouillon et al. [43] — apart from the dimensionality on FB15k-237 — to work best, though to make the systems comparable we maintain the same number of negative samples (i.e. $\omega = 1$). We use full-batch optimization for both the baseline and our model.

Dataset	WN18	FB15K	FB15k-237
Entities	40,943	14,951	14,541
Relations	18	1,345	237
Train edges	141,442	483,142	272,115
Val. edges	5,000	50,000	17,535
Test edges	5,000	59,071	20,466

Table 1: Number of entities and relations (i.e. relation types) along with the number of edges per split for the two datasets.

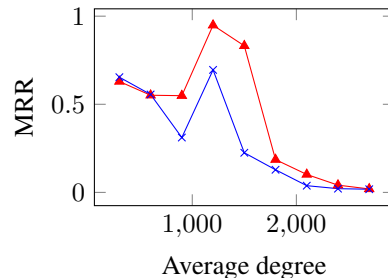


Figure 3: Mean reciprocal rank (MRR) for R-GCN (— \blacktriangle) and DistMult (— \times) on the FB15k validation data as a function of the node degree (average of subject and object).

The natural baseline for our experiments is direct optimization of *DistMult* [47]. As described in Section 3, DistMult — in addition to performing well on standard benchmarks — corresponds to a version of our model with fixed entity embeddings instead of using the R-GCN encoder.

Model	FB15k					WN18				
	MRR		Hits @			MRR		Hits @		
	Raw	Filtered	1	3	10	Raw	Filtered	1	3	10
DistMult	0.248	0.634	0.522	0.718	0.814	0.526	0.813	0.701	0.921	0.943
R-GCN	0.251	0.651	0.541	0.736	0.825	0.553	0.814	0.686	0.928	0.955
R-GCN+	0.262	0.696	0.601	0.760	0.842	0.561	0.819	0.697	0.929	0.964
CP*	0.152	0.326	0.219	0.376	0.532	0.075	0.058	0.049	0.080	0.125
TransE*	0.221	0.380	0.231	0.472	0.641	0.335	0.454	0.089	0.823	0.934
HolE**	0.232	0.524	0.402	0.613	0.739	0.616	0.938	0.930	0.945	0.949
ComplEx*	0.242	0.692	0.599	0.759	0.840	0.587	0.941	0.936	0.945	0.947

Table 2: Results on the the Freebase and WordNet datasets. Results marked (*) taken from [43]. Results marks (**) taken from [27].

To better understand the behavior of the R-GCN encoder, we plot in Figure 3 the FB15k performance of the best R-GCN model and the baseline (DistMult) as functions of degree of nodes corresponding to entities in the considered triple (namely, the average of degrees for the subject and object entities). As the R-GCN encoder is designed to capture context, we see our model perform better for nodes with high degree where contextual information is abundant. Observing that the strengths of the two models are complementary, we combine them. We define $f(s, r, t)_{\text{R-GCN+}} = \alpha f(s, r, t)_{\text{R-GCN}} + (1 - \alpha)f(s, r, t)_{\text{DistMult}}$. The mixing ratio α was set to 0.4, chosen on the FB15k development dataset.

In Table 2, we evaluate the R-GCN model and the combination model (R-GCN+) on FB15k and WN18. As far as we are aware, ComplEx [43] and HolE [27] are the best performing methods on FB15k and WN18, respectively. ComplEx generalizes DistMult to the complex domain (more appropriate for modeling asymmetric relations), while HolE replaces the vector-matrix product with circular correlation. We include comparisons with these factorizations, as well as two classic algorithms (CP [16] and TransE [3]). The choice of the factorization method is essentially orthogonal to the decision on whether or not to use a R-GCN encoder; in principle, any factorization can be incorporated as a decoder in our R-GCN autoencoder. We leave exploration of this for future work.

On the Freebase dataset, R-GCN and R-GCN+ both outperform the baseline – R-GCN+ by a much larger margin. Interestingly, R-GCN+ yields better performance than ComplEx, even though the R-GCN decoder (DistMult) does not explicitly model asymmetry in relations, as opposed to ComplEx. This suggests that combining the R-GCN encoder and ComplEx may be promising. On Wordnet, R-GCN shows performance similar to the baseline, while R-GCN+ performs slightly better.

Model	MRR		Hits @		
	Raw	Filtered	1	3	10
DistMult	0.100	0.191	0.106	0.207	0.376
R-GCN (basis)	0.117	0.194	0.102	0.208	0.399
R-GCN (block)	0.158	0.248	0.153	0.258	0.414
R-GCN+	0.156	0.249	0.151	0.264	0.417
CP	0.080	0.182	0.101	0.197	0.357
TransE	0.144	0.233	0.147	0.263	0.398
ComplEx	0.109	0.201	0.112	0.213	0.388

Table 3: Results on FB15k-237, a reduced version of FB15k with infrequent and near-duplicate relations removed. CP, TransE, and ComplEx were evaluated using the code published for [43].

In Table 3, we show the results for FB15k-237³. With the more complex inference task, the block diagonal decomposition of our R-GCN model outperforms the DistMult baseline by a large margin

³Our numbers are not directly comparable to those reported in Toutanova and Chen [41], as they use pruning both for training and testing (see their sections 3.3.1 and 4.2). Since their pruning schema is not fully specified (e.g., values of the relation-specific parameter t are not given) and the code is not available, it is not possible to replicate their set-up.

of 29.8%, highlighting the importance of a good encoder model. The R-GCN model also performs favorably against other factorizations, despite the comparatively low result for the DistMult decoder when used without an encoder. TransE performs surprisingly well, outperforming both CP, DistMult and ComplE, suggesting that the use of a task-specific decoder choice for R-GCN could in future work lead to improved performance.

5.2 Entity classification experiments

For entity classification, we evaluate our model on four datasets⁴ in Resource Description Framework (RDF) format [33]: AIFB, MUTAG, BGS, and AM. Relations in these datasets need not necessarily encode directed subject-object relations, but are also used to encode the presence, or absence, of a specific feature for a given entity. In each dataset, the targets to be classified are properties of a group of entities represented as nodes. The exact statistics of the datasets can be found in Table 4. For a more detailed description of the datasets the reader is referred to Ristoski et al. [33]. We remove relations that were used to create entity labels: *employs* and *affiliation* for AIFB, *isMutagenic* for MUTAG, *hasLithogenesis* for BGS, and *objectCategory* and *material* for AM.

Dataset	#Entities	#Relations	#Edges	#Labeled entities	#Classes
AIFB	8,285	45	29,043	176	4
MUTAG	23,644	23	74,227	340	2
BGS	333,845	103	916,199	146	2
AM	1,666,764	133	5,988,321	1,000	11

Table 4: Number of entities, relations, edges and classes along with the number of labeled entities for each of the datasets. Labeled entities denotes the subset of entities that have labels and that are to be classified.

As a baseline for our experiments, we compare against recent state-of-the-art classification results from RDF2Vec embeddings [34], Weisfeiler-Lehman kernels (WL) [38, 8], and hand-designed feature extractors (Feat) [30]. Feat assembles a feature vector from the in- and out-degree (per relation) of every labeled entity. RDF2Vec extracts walks on labeled graphs which are then processed using the Skipgram [25] model to generate entity embeddings, used for subsequent classification. See [34] for an in-depth description and discussion of these baseline approaches. All entity classification experiments were run on CPU nodes with 64GB of memory.

All results in Table 5 are reported on the train/test benchmark splits from [33]. For R-GCN, we report performance of a 2-layer model with 16 hidden units (10 for AM), basis function decomposition (2), and trained with Adam [18] for 50 epochs using a learning rate of 0.01. The normalization constant is chosen as $c_{i,r} = |\mathcal{N}_i^r|$. Further details on (baseline) models and hyperparameter choices are provided in the supplementary material. Our entity classification model is implemented in keras [6] in conjunction with Theano [40] as backend.

Model	AIFB	MUTAG	BGS	AM
Feat	55.55 \pm 0.00	77.94 \pm 0.00	72.41 \pm 0.00	66.66 \pm 0.00
WL [38, 8]	80.55 \pm 0.00	80.88 \pm 0.00	86.20 \pm 0.00	87.37 \pm 0.00
RDF2Vec [34]	88.88 \pm 0.00	67.20 \pm 1.24	87.24 \pm 0.89	88.33 \pm 0.61
R-GCN (Ours)	95.83 \pm 0.62	73.23 \pm 0.48	83.10 \pm 0.80	89.29 \pm 0.35

Table 5: Entity classification results in accuracy (average and standard error over 10 runs). Test performance is reported on the train/test set splits provided by [33]. Hyperparameters for all models are optimized on a 80/20 (train/validation) split of the original training set.

Our model achieves state-of-the-art performance on AIFB and AM, but lags behind the baseline models on both MUTAG and BGS by a significant margin. At this point, it is important to understand the nature of these datasets. Both AIFB and AM are datasets that represent knowledge graphs, where labeled entities are often either directly linked to each other or linked via other entities of similar

⁴<http://dws.informatik.uni-mannheim.de/en/research/a-collection-of-benchmark-datasets-for-ml>

degree. MUTAG instead is a dataset of molecular graphs, which was later put into RDF format, where relations either indicate atomic bonds or merely the presence of a feature. BGS is a dataset of rock types with hierarchical feature descriptions which was similarly put into RDF format, where relations encode the presence of a certain feature (hierarchy). Labeled entities in MUTAG and BGS are only connected via global hub nodes that encode a certain feature. While our model appears to be ill-suited for this particular type of dataset, it compares favorably against feature- or kernel-based baselines on datasets resembling classical knowledge graph structure (AIFB and AM).

6 Related Work

6.1 Relational modeling

Our encoder-decoder approach to link prediction relies on DistMult [47] in the decoder, a special and simpler case of the RESCAL factorization [28], more effective than the original RESCAL in the context of multi-relational knowledge bases. Numerous alternative factorizations have been proposed and studied in the context of SRL, including both (bi-)linear and nonlinear ones (e.g., [3, 39, 5, 27, 43]). Many of these approaches can be regarded as modifications or special cases of classic tensor decomposition methods such as CP or Tucker; for a comprehensive overview of tensor decomposition literature we refer the reader to Kolda and Bader [21].

Incorporation of paths between entities in knowledge bases has recently received considerable attention. We can roughly classify previous work into (1) methods creating auxiliary triples, which are then added to the learning objective of a factorization model [15, 12]; (2) approaches using paths (or walks) as features when predicting edges [24]; or (3) doing both at the same time [26, 42]. The first direction is largely orthogonal to ours, as we would also expect improvements from adding similar terms to our loss (in other words, extending our decoder). The second research line is more comparable; R-GCNs provide a computationally cheaper alternative to these path-based models. Direct comparison is somewhat complicated as path-based methods used different datasets (e.g., sub-sampled sets of walks from a knowledge base).

6.2 Neural networks on graphs

Our R-GCN model can be seen as an extension of existing work in the field of neural networks on graphs. (Recurrent) graph neural networks were first introduced in [14, 36] and later extended with modern practices for training RNNs in [23]. These models naturally support labeled graphs, they are however limited to fixed-size node representations due to their recurrent nature.

Graph convolutional networks [4, 11, 29, 9, 20] and message passing neural networks [13] are a related line of research that allow for layer-wise changes in representation size. These models were so far only considered for undirected and unlabeled graphs. Our encoder model extends graph convolutional networks by incorporating support for multiple relation types, directed edges and a form of efficient weight sharing for graphs with a large number of relation types.

Column Networks [31] take a related approach by introducing a hybrid recurrent/convolutional model for relational graphs that makes use of highway connections, yet lacks weight sharing for relations and therefore does not scale favorably to real-world datasets such as the ones considered here.

7 Conclusions

We have introduced relational graph convolutional networks (R-GCNs) and demonstrated their effectiveness in the context of two standard statistical relation modeling problems: link prediction and entity classification. For the entity classification problem, our model outperforms previous methods on two standard benchmarks, yet has difficulty generalizing on datasets, which do not contain direct relationships between objects. For the link prediction problem, the R-GCN model with DistMult factorization as the decoding component outperformed direct optimization of the factorization model, and achieved competitive results on standard link prediction benchmarks. The encoder proved especially valuable for the challenging inferences found in the FB15k-237 dataset, yielding a 29.8% improvement over the decoder-only baseline.

There are several ways in which our work could be extended. For example, the graph autoencoder model could be considered in combination with other factorization models, such as ComplEx [43], which can be better suited for modeling asymmetric relations. It is also straightforward to integrate entity features in R-GCNs, which would be beneficial both for link prediction and entity classification problems. Lastly, to gain a better understanding of how basis transformations are used to represent knowledge base relations, it would be interesting to perform a more thorough analysis of learned relation embeddings. Beyond modeling relation knowledge bases, R-GCNs can be generalized to other applications where relation factorization models have been shown effective (e.g., relation extraction [32, 35]).

Acknowledgements

We would like to thank Diego Marcheggiani, Ethan Fetaya, and Christos Louizos for helpful discussions and comments. This project is supported by the European Research Council (ERC StG BroadSem 678254), the SAP Innovation Center Network and the Dutch National Science Foundation (NWO VIDI 639.022.518).

References

- [1] Junwei Bao, Nan Duan, Ming Zhou, and Tiejun Zhao. Knowledge-based question answering as machine translation. In *Proceedings of the 52nd Annual Meeting of the Association for Computational Linguistics*, pages 967–976. Association for Computational Linguistics, 2014.
- [2] Antoine Bordes, Nicolas Usunier, Sumit Chopra, and Jason Weston. Large-scale simple question answering with memory networks. *arXiv preprint arXiv:1506.02075*, 2015.
- [3] Antoine Bordes, Nicolas Usunier, Alberto Garcia-Duran, Jason Weston, and Oksana Yakhnenko. Translating embeddings for modeling multi-relational data. In *Advances in neural information processing systems*, pages 2787–2795, 2013.
- [4] Joan Bruna, Wojciech Zaremba, Arthur Szlam, and Yann LeCun. Spectral networks and locally connected networks on graphs. In *International Conference on Learning Representations (ICLR)*, 2014.
- [5] Kai-Wei Chang, Wen tau Yih, Bishan Yang, and Chris Meek. Typed Tensor Decomposition of Knowledge Bases for Relation Extraction. In *EMNLP*, 2014.
- [6] François Chollet. keras. <https://github.com/fchollet/keras>, 2015.
- [7] Jeffrey Dalton, Laura Dietz, and James Allan. Entity query feature expansion using knowledge base links. In *Proceedings of the 37th international ACM SIGIR conference on Research & development in information retrieval*, pages 365–374. ACM, 2014.
- [8] Gerben Klaas Dirk de Vries and Steven de Rooij. Substructure counting graph kernels for machine learning from rdf data. *Web Semantics: Science, Services and Agents on the World Wide Web*, 35:71–84, 2015.
- [9] Michaël Defferrard, Xavier Bresson, and Pierre Vandergheynst. Convolutional neural networks on graphs with fast localized spectral filtering. In *Advances in neural information processing systems (NIPS)*, 2016.
- [10] Li Dong, Furu Wei, Ming Zhou, and Ke Xu. Question answering over freebase with multi-column convolutional neural networks. In *Proceedings of the 53rd Annual Meeting of the Association for Computational Linguistics*, pages 260–269. Association for Computational Linguistics, 2015.
- [11] David K. Duvenaud, Dougal Maclaurin, Jorge Iparraguirre, Rafael Bombarell, Timothy Hirzel, Alán Aspuru-Guzik, and Ryan P. Adams. Convolutional networks on graphs for learning molecular fingerprints. In *Advances in neural information processing systems (NIPS)*, pages 2224–2232, 2015.
- [12] Alberto Garcia-Duran, Antoine Bordes, and Nicolas Usunier. *Composing relationships with translations*. PhD thesis, CNRS, Heudiasyc, 2015.
- [13] Justin Gilmer, Samuel S. Schoenholz, Patrick F. Riley, Oriol Vinyals, and George E. Dahl. Neural message passing for quantum chemistry.
- [14] Marco Gori, Gabriele Monfardini, and Franco Scarselli. A new model for learning in graph domains. In *Proceedings. 2005 IEEE International Joint Conference on Neural Networks.*, volume 2, pages 729–734. IEEE, 2005.

- [15] Kelvin Guu, John Miller, and Percy Liang. Traversing knowledge graphs in vector space. *arXiv preprint arXiv:1506.01094*, 2015.
- [16] Frank L Hitchcock. The expression of a tensor or a polyadic as a sum of products. *Studies in Applied Mathematics*, 6(1-4):164–189, 1927.
- [17] Ben Hixon, Peter Clark, and Hannaneh Hajishirzi. Learning knowledge graphs for question answering through conversational dialog. In *Proceedings of NAACL HLT*, pages 851–861. Association for Computational Linguistics, 2015.
- [18] Diederik Kingma and Jimmy Ba. Adam: A method for stochastic optimization. *arXiv preprint arXiv:1412.6980*, 2014.
- [19] Thomas N. Kipf and Max Welling. Variational graph auto-encoders. *arXiv preprint arXiv:1611.07308*, 2016.
- [20] Thomas N. Kipf and Max Welling. Semi-supervised classification with graph convolutional networks. In *International Conference on Learning Representations (ICLR)*, 2017.
- [21] Tamara G Kolda and Brett W Bader. Tensor decompositions and applications. *SIAM review*, 51(3):455–500, 2009.
- [22] Alexander Kotov and ChengXiang Zhai. Tapping into knowledge base for concept feedback: leveraging conceptnet to improve search results for difficult queries. In *Proceedings of the fifth ACM international conference on Web search and data mining*, pages 403–412. ACM, 2012.
- [23] Yujia Li, Daniel Tarlow, Marc Brockschmidt, and Richard Zemel. Gated graph sequence neural networks. In *International Conference on Learning Representations (ICLR)*, 2016.
- [24] Yankai Lin, Zhiyuan Liu, Huanbo Luan, Maosong Sun, Siwei Rao, and Song Liu. Modeling relation paths for representation learning of knowledge bases. *arXiv preprint arXiv:1506.00379*, 2015.
- [25] Tomas Mikolov, Ilya Sutskever, Kai Chen, Greg S Corrado, and Jeff Dean. Distributed representations of words and phrases and their compositionality. In *Advances in neural information processing systems*, pages 3111–3119, 2013.
- [26] Arvind Neelakantan, Benjamin Roth, and Andrew McCallum. Compositional vector space models for knowledge base completion. *arXiv preprint arXiv:1504.06662*, 2015.
- [27] Maximilian Nickel, Lorenzo Rosasco, and Tomaso Poggio. Holographic embeddings of knowledge graphs. *arXiv preprint arXiv:1510.04935*, 2015.
- [28] Maximilian Nickel, Volker Tresp, and Hans-Peter Kriegel. A three-way model for collective learning on multi-relational data. In *Proceedings of the 28th international conference on machine learning (ICML-11)*, pages 809–816, 2011.
- [29] Mathias Niepert, Mohamed Ahmed, and Konstantin Kutzkov. Learning convolutional neural networks for graphs. In *Proceedings of the 33rd annual international conference on machine learning. ACM*, 2016.
- [30] Heiko Paulheim and Johannes Fümkrantz. Unsupervised generation of data mining features from linked open data. In *Proceedings of the 2nd international conference on web intelligence, mining and semantics*, page 31. ACM, 2012.
- [31] Trang Pham, Truyen Tran, Dinh Phung, and Svetha Venkatesh. Column networks for collective classification. In *AAAI*, 2017.
- [32] Sebastian Riedel, Limin Yao, Andrew McCallum, and Benjamin M Marlin. Relation extraction with matrix factorization and universal schemas. In *Proceedings of NAACL-HLT*, pages 74–84. Association for Computational Linguistics, 2013.
- [33] Petar Ristoski, Gerben Klaas Dirk de Vries, and Heiko Paulheim. A collection of benchmark datasets for systematic evaluations of machine learning on the semantic web. In *International Semantic Web Conference*, pages 186–194. Springer, 2016.
- [34] Petar Ristoski and Heiko Paulheim. Rdf2vec: Rdf graph embeddings for data mining. In *International Semantic Web Conference*, pages 498–514. Springer, 2016.
- [35] Tim Rocktäschel, Sameer Singh, and Sebastian Riedel. Injecting logical background knowledge into embeddings for relation extraction. In *NAACL*, 2015.

- [36] Franco Scarselli, Marco Gori, Ah Chung Tsoi, Markus Hagenbuchner, and Gabriele Monfardini. The graph neural network model. *IEEE Transactions on Neural Networks*, 20(1):61–80, 2009.
- [37] Dominic Seyler, Mohamed Yahya, and Klaus Berberich. Generating quiz questions from knowledge graphs. In *Proceedings of the 24th International Conference on World Wide Web*, pages 113–114. ACM, 2015.
- [38] Nino Shervashidze, Pascal Schweitzer, Erik Jan van Leeuwen, Kurt Mehlhorn, and Karsten M Borgwardt. Weisfeiler-lehman graph kernels. *Journal of Machine Learning Research*, 12(Sep):2539–2561, 2011.
- [39] Richard Socher, Danqi Chen, Christopher D Manning, and Andrew Ng. Reasoning with neural tensor networks for knowledge base completion. In *Advances in neural information processing systems*, pages 926–934, 2013.
- [40] Theano Development Team. Theano: A Python framework for fast computation of mathematical expressions. *arXiv e-prints*, abs/1605.02688, 2016.
- [41] Kristina Toutanova and Danqi Chen. Observed versus latent features for knowledge base and text inference. In *Proceedings of the 3rd Workshop on Continuous Vector Space Models and their Compositionality*, pages 57–66, 2015.
- [42] Kristina Toutanova, Victoria Lin, Wen-tau Yih, Hoifung Poon, and Chris Quirk. Compositional learning of embeddings for relation paths in knowledge base and text. In *Proceedings of the 54th Annual Meeting of the Association for Computational Linguistics*, pages 1434–1444, Berlin, Germany, 2016.
- [43] Théo Trouillon, Johannes Welbl, Sebastian Riedel, Eric Gaussier, and Guillaume Bouchard. Complex embeddings for simple link prediction. In *Proceedings of the 33rd International Conference on Machine Learning*, pages 2071–2080, 2016.
- [44] Pascal Vincent, Hugo Larochelle, Yoshua Bengio, and Pierre-Antoine Manzagol. Extracting and composing robust features with denoising autoencoders. In *Proceedings of the 25th international conference on Machine learning*, pages 1096–1103. ACM, 2008.
- [45] Chenyan Xiong and Jamie Callan. Esdrank: Connecting query and documents through external semi-structured data. In *Proceedings of the 24th ACM International on Conference on Information and Knowledge Management*, pages 951–960. ACM, 2015.
- [46] Chenyan Xiong and Jamie Callan. Query expansion with freebase. In *Proceedings of the 2015 International Conference on The Theory of Information Retrieval*, pages 111–120. ACM, 2015.
- [47] Bishan Yang, Wen-tau Yih, Xiaodong He, Jianfeng Gao, and Li Deng. Embedding entities and relations for learning and inference in knowledge bases. *arXiv preprint arXiv:1412.6575*, 2014.
- [48] Xuchen Yao and Benjamin Van Durme. Information extraction over structured data: Question answering with freebase. In *Proceedings of the 52nd Annual Meeting of the Association for Computational Linguistics*. Association for Computational Linguistics, 2014.

A Further experimental details on entity classification

For the entity classification benchmarks described in our paper, the evaluation process differs subtly between publications. To eliminate these differences, we repeated the baselines in a uniform manner, using the canonical test/train split from [33]. We performed hyperparameter optimization on only the training set, running a single evaluation on the test set after hyperparameters were chosen for each baseline. This explains why the numbers we report differ slightly from those in the original publications (where cross-validation accuracy was reported).

For WL, we use the *tree* variant of the Weisfeiler-Lehman subtree kernel from the Mustard library.⁵ For RDF2Vec, we use an implementation provided by the authors of [34] which builds on Mustard. In both cases, we extract explicit feature vectors for the instance nodes, which are classified by a linear SVM.

For the MUTAG task, our preprocessing differs from that used in [8, 34] where for a given target relation (s, r, o) all triples connecting s to o are removed. Since o is a boolean value in the MUTAG data, one can infer the label after processing from other boolean relations that are still present. This issue is now mentioned in the Mustard documentation. In our preprocessing, we remove only the specific triples encoding the target relation.

Hyperparameters for baselines are chosen according to the best model performance in [34], i.e. WL: 2 (tree depth), 3 (number of iterations); RDF2Vec: 2 (WL tree depth), 4 (WL iterations), 500 (embedding size), 5 (window size), 10 (SkipGram iterations), 25 (number of negative samples). We optimize the SVM regularization constant $C \in \{0.001, 0.01, 0.1, 1, 10, 100, 1000\}$ based on performance on a 80/20 train/validation split (of the original training set).

For R-GCN, we choose an l_2 penalty on first layer weights $C_{l_2} \in \{0, 5 \cdot 10^{-4}\}$ and the number of basis functions $B \in \{0, 10, 20, 30, 40\}$ based on validation set performance, where $B = 0$ refers to using no basis function decomposition. Using the block decomposition (3) did not improve results. Otherwise, hyperparameters are chosen as follows: 50 (number of epochs), 16 (number of hidden units), and $c_{i,r} = |\mathcal{N}_i^r|$ (normalization constant). We do not use dropout. For AM, we use a reduced number of 10 hidden units for R-GCN to reduce the memory footprint.

R-GCN setting	AIFB	MUTAG	BGS	AM
l_2 penalty	0	$5 \cdot 10^{-4}$	$5 \cdot 10^{-4}$	$5 \cdot 10^{-4}$
# basis functions	0	30	40	40
# hidden units	16	16	16	10

Table 6: Best hyperparameter choices based on validation set performance for 2-layer R-GCN model.

⁵<https://github.com/Data2Semantics/mustard>