

Corona effect in AA collisions at LHC

V. S. Pantuev ¹⁾

Institute for Nuclear Research RAS, 117312 Moscow, Russia

Submitted
Resubmitted

Following our earlier finding based on RHIC data on the dominant jet production from nucleus corona region, we reconsider this effect in nucleus-nucleus collisions at LHC energies. Our hypothesis was based on experimental data, which raised the idea of a finite formation time for the produced medium. At RHIC energy and in low density corona region this time reaches about 2 fm/c. Following this hypothesis, the nuclear modification factor R_{AA} at high p_t should be independent on particle momentum, and the azimuthal anisotropy of high p_t particles, v_2 , should be finite. A separate prediction held that, at LHC energy, the formation time in the corona region should be about 1 fm/c. New data at LHC show that R_{AA} is not flat and is rising with p_t . We add to our original hypothesis an assumption that a fast parton traversing the produced medium loses the fixed portion of its energy. A shift of about 7 GeV from the original power law p^{-6} production cross section in pp explains well all the observed R_{AA} dependencies. The shift of about 7 GeV is also valid at RHIC energy. We also show that the observed at LHC dependence of v_2 at high p_t and our previous predictions agree.

Over the last 17 years of relativistic nucleus-nucleus collisions at RHIC and LHC, a set of observables was found which confirms the formation of high energy and high density matter. Among these features are the strong jet suppression manifested in particle suppression at high transverse momentum, p_t , and large particle anisotropy. There is also a long list of models and theoretical assumptions to explain these effects. In our view, when one talks about jet suppression, a significant effect of particle production from the nucleus corona region is often ignored or underestimated. In a previous publication based purely on experimental data at RHIC, a simple model was proposed [1] to explain the angular dependence in the reaction plane of the nuclear modification factor R_{AA} . The model nicely described the centrality and azimuthal dependence (or factor v_2 for high p_t) of R_{AA} at RHIC energy. In the model, there is one free parameter of about 2.3 fm/c which was interpreted as plasma formation time at the low density corona region. The physical meaning of this parameter is that fast partons have roughly this time to escape from the produced medium and, thereafter, they are absorbed by the absolutely opaque central region. This value of $T_0=2.3$ fm/c is not “crazy large” because the number of nuclear collisions, N_{coll} , near corona region is rather small, but it should be less than 0.8 fm/c in the core region of the produced matter [2]. Time, necessary to form the strongly interacting colored matter, should be proportional to the mean distance between the interaction or collision points with a color exchange. This distance, itself, should be inversely proportional to the square root of the density of such interactions. The

picture in some sense is similar to the percolation scenario [3]. If the density of N_{coll} in $x-y$ plane of colliding nuclei near the corona region is ρ_{periph} then the formation time $T(r)$ versus density $\rho(r)$ will be:

$$T(r) = T_0 \cdot \sqrt{\rho_{periph}/\rho(r)}, \quad (1)$$

where r is the distance from the center. In Fig. 1 we plot the evolution of the formation time versus the distance from the center of the region for the colliding Au+Au nuclei in the 0-5% centrality bin. For the N_{coll} density distribution of colliding nucleons we used density profiles generated for our first publication [1]. To demonstrate how formation time works we show in Fig. 1 two extreme cases: when the fast parton is produced in the center of the colliding region, arrow 1, and near the surface at a depth of about 2 fm from the Woods-Saxon radius, arrow 2. The first parton moves with the speed of light along its world line 1 only for about 0.8 fm and then is stopped by the produced matter. The second parton will survive. The proposed model in [1] works well at RHIC energy.

In “The last call for prediction” published prior to the start of LHC we also proposed some features which should be observed at LHC if a similar picture with formation time is valid [4] (see pages 119–121 and figures 99–100 in the e-print version). As we already mentioned, the formation time should be proportional to the mean distance between interactions with the color exchange. It means also that only part of the nucleon-nucleon inelastic cross section will contribute to the process: single- and double diffractive and soft process with meson exchange will not be relevant here. If a relativistic rise of the total nucleon-nucleon, NN, cross section

¹⁾e-mail: pantuev@inr.ru

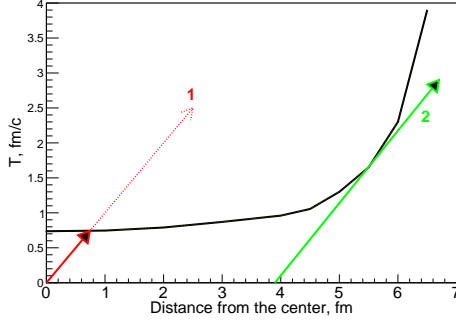


Fig.1. The value of formation time versus distance from the center of the colliding region, solid line, in most central AuAu collisions at $\sqrt{s_{NN}}=200$ GeV at RHIC. The arrows demonstrate world lines for two fast partons moving with the speed of light. The first parton was produced right in the center, the second – near the surface.

comes purely from the contribution from the colored parton hard scatterings, we can estimate the relative value of hard scatterings to the total nucleon-nucleon cross section. At $\sqrt{s_{NN}}=20$ GeV the NN total cross section is at its minimum of 30 millibars - there is almost no hard scattering, but mostly soft nucleon-nucleon interactions with meson exchange. At 200 GeV the cross section rises by 13 mb, at 5500 GeV – by 49 mb. The formation time of the colored matter should be proportional to one over the square root of these numbers because the density of N_{coll} is proportional to the cross section. If we get $T=2.3$ fm/c at 200 GeV, then from the rise of the NN total cross section, we estimate $T=1.2$ fm/c near the corona region at around 5 TeV of LHC energy. In the center of the collision zone it will be about three times shorter. Calculations show that such a value of T should give a constant $R_{AA}=0.1$ for high p_t particles in the most central collisions. We have to emphasize that the value of T around 1.2 fm/c is valid within uncertainty of 5% in the LHC energy range of 2.7–5 TeV. It comes from a little change of pp total cross section between 85 mb and 90 mb if one interpolates the existing pp data [5], thus, and relative change of hard scattering contribution is on the level of 5 mb.

Predictions made in [4] assume that the core of the produced matter is opaque, but experimental data for Pb+Pb collisions obtained by ALICE, CMS and ATLAS [6, 7, 8] show that R_{AA} is continuously rising at high p_t . It means that the core of the collision zone becomes more transparent for fast particles. It is natural to assume that the parton loses some portion of its energy. We found that a constant energy loss of 7 GeV describes well the data for R_{AA} versus p_t . Particle,

namely pion, production cross section at LHC energy follows a simple power law p^{-6} [9] at high p_t . Thus, the energy drop by 7 GeV becomes less significant with increasing parton p_t . In Fig. 2 we present results for the R_{AA} versus p_t from CMS data [10] and our calculations for most central collisions. There are two contributions: a constant value of 0.1 for a particle from the corona region, as was predicted in ref. [4], and a new momentum dependent component when matter becomes more transparent for fast parton, which loses 7 GeV. This provides excellent agreement with the data. In Fig. 3 we show a similar plot for mid-central collisions. In this case the contribution to R_{AA} from the corona region reaches 0.35 [4], but the penetrating parton contribution is about the same.

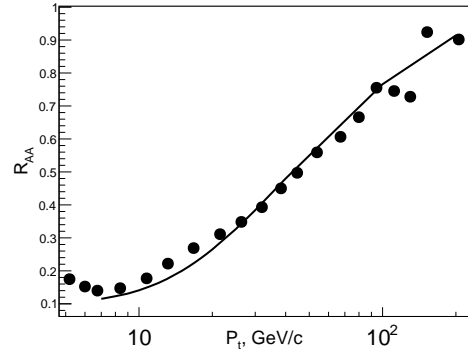


Fig.2. The dependence of single particle R_{AA} versus transverse momentum p_t . The points are data from the CMS collaboration for the most central 0-5% PbPb collisions at $\sqrt{s_{NN}}=5.02$ TeV [10]. The line is our estimation.

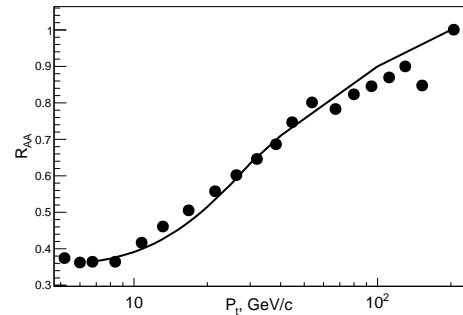


Fig.3. The same as Fig. 2 but for centrality 30-50% of PbPb collisions at $\sqrt{s_{NN}}=5.02$ TeV [10].

Out of curiosity we checked how this 7 GeV energy loss works at RHIC and added this component to the previous calculation with the corona region and absolutely black core, Fig. 4. The only difference here is that

the production cross section at RHIC follows a more steep power law p^{-8} [11]. Within the error bars our line follows the experimental points. Such a large energy loss (7 GeV) at RHIC explains why the assumption about the complete black core with some corona contribution worked so well – the loss is too big for produced particles at RHIC.

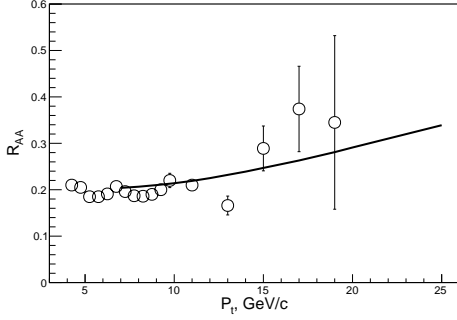


Fig.4. Re-estimation of PHENIX data for π^0 R_{AA} in 0-10% centrality bin at $\sqrt{s_{NN}}=200$ GeV [11] by using the same parton energy loss of 7 GeV as at LHC energy.

Our model worked well at RHIC for the observed large azimuthal of high p_t particles or parameter v_2 . Nearly 10 years ago we did a prediction for v_2 at LHC [4]. It seems that the prediction is valid. In Fig. 5 we compare our estimations with CMS results at $p_t=15$ GeV/c [12]. The prediction of a large v_2 even at LHC is confirmed, the sensitivity to the collision geometry persists up to high p_t . There is a deviation at small N_{part} but this is due to the well known effect of distortion by the initial geometry fluctuations (see for example, PHOBOS paper [13]). We also can explain the observed drop of v_2 with particle or jet momentum above 15 GeV/c. The corona effect for in- and out-of-plane particle production is diluted by penetrating partons with energy loss. For example, looking at Fig. 2 and Fig. 3, one can see that at $p_t=40$ GeV/c particles from the corona region count for about one half of the total yield at this momentum. Thus, v_2 should drop to about a factor of 2. This what is qualitatively seen by the three experiments [12, 14, 15].

In conclusion, we demonstrate that in PbPb collisions at LHC the contribution from the corona region and the assumption of a finite formation time for the colored strongly interacting matter are the reasons for the observed centrality and momentum dependence of particle R_{AA} . At LHC energies, a fast parton escapes the interaction zone by losing about 7 GeV. Within our model this value does not depend on momentum, centrality, energy density, and, probably, on beam energy.

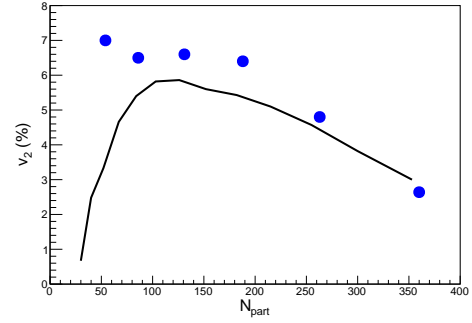


Fig.5 Dependence of azimuthal asymmetry parameter v_2 versus number of participant nucleons, N_{part} . Solid line is our prediction from ref. [4], points are CMS data at $p_t=15$ GeV/c and $\sqrt{s_{NN}}=2.76$ TeV [12].

The observed azimuthal angular asymmetry at a high transverse momentum is well described at RHIC and LHC energies.

This work was partially supported by the RFBR grant numbers 14-22-03069-ofi-m and 14-02-00570-a. We would like to thank Keith Guzik for help with the text.

1. V. S. Pantuev, JETP Lett. **85**, 104 (2007) doi:10.1134/S0021364007020026 [arXiv:hep-ph/0506095].
2. V. S. Pantuev, Proceedings of 22nd Winter Workshop on Nuclear Dynamics (WWND 2006), URL: <http://rhic.physics.wayne.edu/bellwied/sandiego06/>, [arXiv: hep-ph/0604268].
3. H. Satz, Nucl. Phys. A **642**, 130 (1998) doi:10.1016/S0375-9474(98)00508-9 [hep-ph/9805418].
4. N. Armesto *et al.*, J. Phys. G **35**, 054001 (2008) doi:10.1088/0954-3899/35/5/054001 [arXiv:0711.0974 [hep-ph]].
5. C. Patrignani *et al.* (Particle Data Group), Chin. Phys. C, 40, 100001 (2016), URL: <http://pdg.lbl.gov/>.
6. K. Aamodt *et al.* [ALICE Collaboration], Phys. Lett. B **696**, 30 (2011) doi:10.1016/j.physletb.2010.12.020 [arXiv:1012.1004 [nucl-ex]].
7. S. Chatrchyan *et al.* [CMS Collaboration], Phys. Lett. B **712**, 176 (2012) doi:10.1016/j.physletb.2012.04.058 [arXiv:1202.5022 [nucl-ex]].
8. G. Aad *et al.* [ATLAS Collaboration], JHEP **1509**, 050 (2015) doi:10.1007/JHEP09(2015)050 [arXiv:1504.04337 [hep-ex]].
9. B. B. Abelev *et al.* [ALICE Collaboration], Eur. Phys. J. C **74**, no. 10, 3108 (2014) doi:10.1140/epjc/s10052-014-3108-8 [arXiv:1405.3794 [nucl-ex]].
10. V. Khachatryan *et al.* [CMS Collaboration], Submitted to: JHEP, [arXiv:1611.01664 [nucl-ex]].

11. A. Adare *et al.* [PHENIX Collaboration], Phys. Rev. Lett. **101**, 232301 (2008) doi:10.1103/PhysRevLett.101.232301 [arXiv:0801.4020 [nucl-ex]].
12. S. Chatrchyan *et al.* [CMS Collaboration], Phys. Rev. Lett. **109**, 022301 (2012) doi:10.1103/PhysRevLett.109.022301 [arXiv:1204.1850 [nucl-ex]].
13. B. Alver *et al.* [PHOBOS Collaboration], Phys. Rev. Lett. **98**, 242302 (2007) doi:10.1103/PhysRevLett.98.242302 [nucl-ex/0610037].
14. J. Adam *et al.* [ALICE Collaboration], Phys. Lett. B **753**, 511 (2016) doi:10.1016/j.physletb.2015.12.047 [arXiv:1509.07334 [nucl-ex]].
15. G. Aad *et al.* [ATLAS Collaboration], Phys. Rev. Lett. **111**, no. 15, 152301 (2013) doi:10.1103/PhysRevLett.111.152301 [arXiv:1306.6469 [hep-ex]].